

# KIC 8462852: Will the Trojans return in 2021?

Fernando J. Ballesteros,<sup>1</sup>★ Pablo Arnalte-Mur,<sup>1,2</sup>

Alberto Fernández-Soto,<sup>3,4</sup> and Vicent J. Martínez<sup>1,2,4</sup>

<sup>1</sup>*Observatori Astronòmic, Universitat de València, C/ Catedrático José Beltrán 2, E46980-Paterna (València), Spain*

<sup>2</sup>*Departament d'Astronomia i Astrofísica, Universitat de València, E46100-Burjassot (València), Spain*

<sup>3</sup>*Instituto de Física de Cantabria (CSIC-UC), E39005-Santander, Spain*

<sup>4</sup>*Unidad Asociada Observatorio Astronómico (IFCA-UV), E46980-Valencia, Spain*

Accepted XXX. Received YYY; in original form ZZZ

## ABSTRACT

KIC 8462852 stood out among more than 100,000 stars in the *Kepler* catalogue because of the strange features of its light curve: a wide and asymmetric dimming taking up to 15 per cent of the total light, together with a period of multiple, narrow dimmings happening approximately 700 days later. Several models have been proposed to account for this abnormal behaviour, most of which require either unlikely causes or a finely-tuned timing. We aim at offering a relatively natural solution, invoking only phenomena that have been previously observed, although perhaps in larger or more massive versions. We model the system using a large, ringed body whose transit produces the first dimming and a swarm of Trojan objects sharing its orbit that causes the second period of multiple dimmings. The resulting orbital period is  $T \approx 12$  years, with a semi-major axis  $a \approx 6$  au. Our model allows us to make two straightforward predictions: we expect the passage of a new swarm of Trojans in front of the star starting during the early months of 2021, and a new transit of the main object during the first half of 2023.

**Key words:** planets and satellites: dynamical evolution and stability – stars: individual: KIC 8462852 – stars: peculiar

## 1 INTRODUCTION

In September 2015 the discovery of an extraordinary object in the *Kepler* field was announced: the star KIC 8462852<sup>1</sup>. Volunteer planet hunters (Fischer et al. 2012) have expressed that its light curve is probably the most bizarre among the more than 100,000 analyzed light curves in the *Kepler* field. It is unique because it presents deep drops in the stellar flux (up to 20 per cent), with non-periodic repetitions and asymmetric dips, with one particularly complex event around day D1500<sup>2</sup>. Boyajian et al. (2016) analyzed this curve and discussed possible astrophysical scenarios that could account for its strangeness. They discarded instrumental problems or intrinsic variability of the star (or its M star dwarf supposed companion) as possible causes. The authors considered different scenarios including dust from collisions within objects in a possible asteroid belt, debris from a giant collision similar to the one that supposedly caused the creation of the

Earth's Moon, and a swarm of comet fragments orbiting around the star, which could account for the different dips in the light curve. The latter possibility is the one that Boyajian et al. consider most likely, given that features as accretion disks are not expected in an evolved star such as KIC 8462852. Subsequently other works by Schaefer (2016) and Montet & Simon (2016) added separate intriguing secular flux dimmings with timescales of approximately 100 and 4 years, respectively. Note, however, that the century-scale dimming has been disputed by some authors (Hippke et al. 2016, 2017).

In this work we introduce an alternative scenario where stable debris would be expected: the Trojan regions around a giant, ringed object orbiting KIC 8462852. Whereas most of the scenarios that have already been discussed by other authors invoke the presence of astronomical objects that have never been directly observed, from the comet clouds in Boyajian et al. (2016) to the Dyson sphere in Wright et al. (2016), our model requires the presence of relatively familiar objects, namely a large planet with orbiting rings and a cloud of Trojan asteroids. Moreover, our model allows us to make a definite prediction: the leading Trojan cloud

★ E-mail: fernando.ballesteros@uv.es

<sup>1</sup> Also known in the literature as *Boyajian's star*, *Tabby's star* or *the WTF star*.

<sup>2</sup> All through this work we will refer to dates using the *Kepler* mission dating system, i.e. BJD-2454833.

should induce a new period of irregularities in the light curve approximately in 2021.

All *Kepler* data for KIC8462852 analysed in this work were obtained from the ‘NASA Exoplanet Archive’<sup>3</sup> web service (Basri et al. 2005). We leave for a forthcoming manuscript (Ballesteros et al., in prep.) the description of the model we have used to fit the first light-curve dip that was observed at D793, presenting here only a very brief description of our findings. This Letter is thus organized as follows: Section 2 discusses the Trojan hypothesis, we make a brief discussion of the implication of the results in Section 3, and give our conclusions in Section 4.

## 2 TROJAN HYPOTHESIS

Our model of the planetary transit happening at D793, which will be presented elsewhere (Ballesteros et al., in prep.) can reproduce the observed shape of the first transit by means of a large planet ( $R \sim 5 R_{\text{Jup}}$ ) surrounded by an extensive ring system, transiting the star at a relatively large impact parameter  $b \sim 0.6$ . The ring system is only slightly tilted with respect to the orbital plane, a fact that combines with its impact parameter to produce the observed temporal asymmetry in the D793 dip. The details of this model, however, are not critical to the Trojan hypothesis we introduce hereafter. The only requirement is that of a massive object orbiting the star being responsible for the D793 event.

One of our preferred hypothesis among the ones considered in Boyajian et al. (2016) to explain the peculiarities in the light curve of KIC 8462852 is that of the giant impact. According to that hypothesis the second dip event at D1500 would be produced by the same material observed at D793, dispersed by a large impact and seen at a time corresponding to the following orbit (from where an orbital period  $T \approx 700$  days would be deduced). Nevertheless, Boyajian and collaborators objected to this model based on the low probability of witnessing such an event. They actually preferred the hypothesis of a cometary clump falling towards the star. However, from our point of view, the probability of witnessing this cometary infall event would also be low. We offer here an alternative scenario which does not require any such fine-tuned time dependence. In this sense our witnessing it does not render it improbable—it is a recurrent event. It may represent an extreme scenario, but this is to be expected given the *a priori* fact that we are trying to understand a light curve that was selected because of its extreme rarity.

We interpret the cluttered behaviour of the second epoch, observed from  $\sim$ D1500, as caused by a cohort of objects close to the L5 Lagrangian point associated to the main orbiting body. Such a stable and large swarm of bodies, debris and dust, gravitationally confined around the L5 region, can explain several of the observed features. We remark that the presence of relatively large amounts of dust cannot be excluded; if dust is farther away than 0.2–0.3 au from the star it wouldn’t be detectable by WISE or *Spitzer* (see Boyajian et al. 2016; Marengo et al. 2015).

In our Solar System several worlds have gathered bodies at their Trojan regions—it is the case of the Earth, Mars,

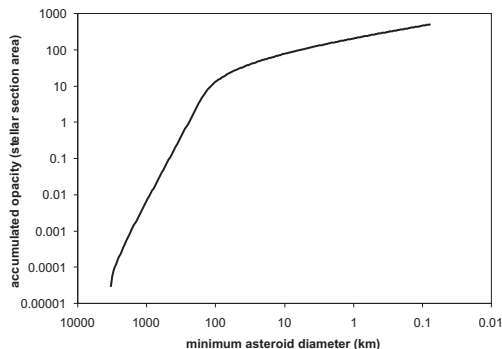
Neptune and specially Jupiter, but also of moons like Tethys and Dione—all of them sharing their orbits with objects in their Trojan points. Hydrodynamic simulations of protoplanetary disks (Laughlin & Chambers 2002) show that dust and disk material linger in the Trojan stable regions of a planet, remaining there after the planetary formation process is complete. Orbital instability like the Nice-model (Gomes et al. 2005; Tsiganis et al. 2005; Morbidelli et al. 2005) could cause large numbers of small bodies to be in unusually excited orbits, which could create both Trojans and rings. Additionally, violent events in the past could also have led to the capture of objects in these regions (Morbidelli et al. 2005). Thus, stable Trojan bodies related to exoplanets should be commonplace. In fact, Hippke & Angerhausen (2015) already found a hint of the presence of Trojans in long-period exoplanets using *Kepler* data.

In order to estimate the extension of the Trojan swarm along the orbit we can examine the case of Jupiter. Jewitt et al. (2000) measured an apparent FWHM of the L4 swarm along the ecliptic of  $26.4^\circ \pm 2.1^\circ$ , corresponding to a linear size of 2.4 au. Taking twice this value to encompass the whole swarm, we can estimate that Jupiter’s L4 Trojan cloud roughly covers an angular extent of  $\sim 50^\circ$  along its orbit, which is also in accordance with Karlsson (2010). Regarding the strange structure of the second transit epoch, we remark that studies of stability for planets more massive than Jupiter with elliptic orbits (Erdi et al. 2007) show that the spatial distribution of the stability regions around L4 and L5 could have a very complex structure.

In the Solar System we observe that the ensemble mass of the Jupiter Trojans is  $\sim 0.0001 M_\odot$ , with a total cross section similar to a disk of radius  $\sim 2000$  km (i.e. larger than that of the Moon), but a mass which is two orders of magnitude smaller (Jewitt et al. 2000; Sheppard & Trujillo 2010). Although in our Solar System the Trojan-to-planet mass ratio is low ( $\leq 10^{-8}$ ), extrasolar planets may have more massive Trojans, perhaps even with ratios as large as one-to-one (Ford & Gaudi 2006). Such an amount of mass distributed in small bodies in the Trojan region of an exoplanet may produce very deep transits. In the best-studied case of Jupiter Trojans, their abundance  $N$  as a function of absolute magnitude  $H$  follows a broken power law  $dN/dH = 10^{1.11H-7.87}$  when  $H < 8.16$  and  $dN/dH = 10^{0.46H-2.566}$  otherwise (Wong et al. 2014). Using the mean albedo of the Jupiter Trojans (Fernández et al. 2003), we obtain an average relationship between  $H$  and the physical diameter  $D$  in km given by  $H = 19.1 - 5 \log_{10}(D)$  (Harris & Harris 1997). Assuming this relationship and a hypothetical amount of mass as large as  $\sim M_J$  trapped in the Trojan regions distributed according to the previous broken power-law, we can estimate the total effective cross section induced by the Trojan swarm as a function of the minimum radius of the individual objects. We show the result in Figure 1, which shows that one could reach a total effective cross section as high as  $\sim 200$  times the star cross section area, if only bodies with diameter larger than 1 km are considered. Allowing for Trojan bodies as small as 50 meters, the figure can rise up to 500 times the cross section of the star, with the presence of dust as an additional factor of opacity.

One problem remains: the largest individual dip observed close to D1500, which shows substructure in the light curve, would correspond to a large event, which covered a

<sup>3</sup> <http://exoplanetarchive.ipac.caltech.edu/>



**Figure 1.** Expected total opacity for a cloud of asteroids with a total mass  $M = 1M_{\text{Jup}}$  as a function of the minimum asteroid diameter, given in units of the cross section of KIC 8462852. The model assumes a cloud of asteroids with sizes distributed like Jupiter’s Trojans, as referenced in the text.

significant fraction of the stellar cross section. The presence of substructure points to the possibility that we may be observing a cluster or clot of smaller bodies, probably gravitationally linked. This is indeed one of the most difficult aspects that any model of this fascinating observation ought to address. In our case we need to postulate the presence of such a cluster close to the Lagrange L5 point of the main planet. As mentioned above, some studies point that this may actually not be particularly strange (Ford & Gaudi 2006).

Recently Sheikh et al. (2016) have studied the statistics of small dimming events in the region around D1500. Assuming that these variations are intrinsic to the star and considering them as crackling noise (*avalanches* in their nomenclature) they found that the cumulative distribution of sizes follows a power law for small scales (for dimming on the order of  $10^{-5} - 10^{-3}$  of the median value of the light curve), and conclude that this behaviour may indicate that the star is near some kind of non-equilibrium phase transition. We would like to point out that these small dimming events and their associated statistic features can also be produced by a population of asteroids and minor bodies transiting the star whose sizes are distributed according to a power law, which is exactly what we expect to find in a Trojan cloud or an asteroid belt.

All in all, according to the hypothesis that the features observed at  $\sim$ D1500 correspond to the passage of Trojans close to the trailing L5 point of the transiting planet, one should expect a similar signature in the symmetric point before the planetary transit. Unfortunately *Kepler* observations of KIC 8462852 started at D120, just after the epoch when the putative symmetric L4 Trojans would have transited (ending around D65). Notice, however, that at the beginning of the time series there are some small features that could be produced by the last Trojans inhabiting the L4 zone. In fact, reversing the time series around D793 (see Figure 2, top panel), a certain symmetry with the original time series appears. Beyond a distance of  $\sim 300$  days before and after this date the variability of the time series seems to increase, while it remains quieter in the region in between. Calculation of the time series standard deviation in weekly periods seems to confirm this symmetry around

the presumed planet, strengthening the Trojan hypothesis. We have confirmed that during the same period other stars in the nearby region of the CCD where KIC 8462852 was detected did not show this kind of fluctuations, ruling out the hypothesis of variations in the CCD sensitivity with time, changes in the illumination on the focal plane, or other instrumental effects that should have affected all targets approximately in the same manner.

### 3 IMPLICATIONS OF THE MODEL

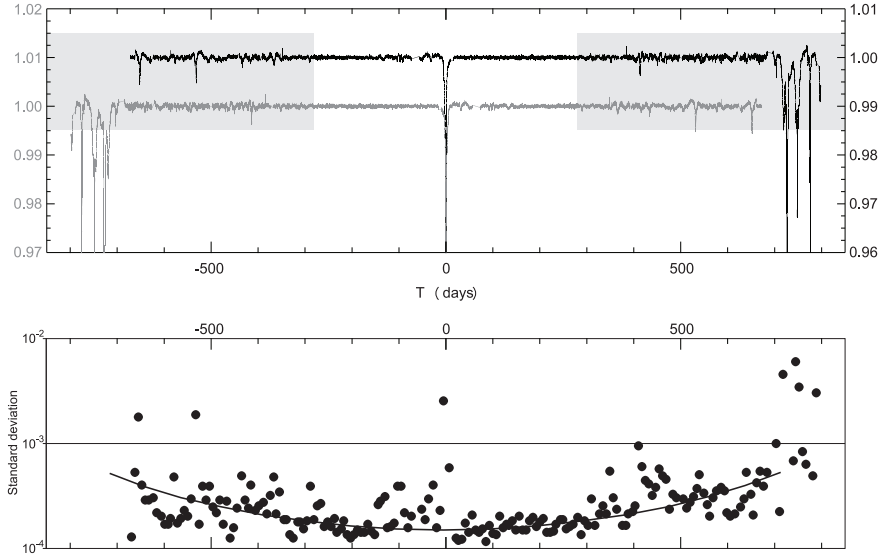
If the Trojan hypothesis is correct we can obtain a direct estimate of the orbital period. The time interval between the first and second main events in the *Kepler* data is approximately two years. Assuming an orbital separation of  $\sim 60^\circ$  between them, the orbital period would be  $\sim 12$  years. Given the mass estimated for the star ( $1.43 M_\odot$ , Boyajian et al. 2016) this would imply a semi-major axis of  $5.9 \text{ au}$ <sup>4</sup>. With these parameters and the stellar radius  $R = 1.58 R_\odot$  estimated by Boyajian et al. (2016), an equatorial transit should last  $\sim 2$  days. Considering a  $\sim 20$  per cent uncertainty in the mass and radius of the star as Boyajian et al. (2016) did in their paper, and the fact that an elliptical orbit would induce an extra uncertainty in the transit speed<sup>5</sup>, the transit duration could accommodate changes of up to 50 per cent. These figures render the expected duration of the main planetary transit comparable to the one observed.

If we consider that in our model the hypothetical Trojan cloud started at the epoch when the light curve of KIC 8462852 began to increase its variability (shaded region in Fig. 2), the duration until the end of the light curve is  $\sim 500$  days, which would represent an angular extent of  $\sim 40^\circ$  for the assumed orbital period of  $\sim 12$  years. Given that the irregular behaviour very probably extended beyond the end of the observed light curve, the extension could perfectly reach a value comparable to  $\sim 50^\circ$ , the orbital extension of the Trojan swarm around Jupiter’s L4 point presented in the previous Section.

Boyajian et al. (2016) performed an estimate of the range of planetary masses and orbital periods that could be compatible with the observed absence of radial velocity variations in the available spectroscopic observations of KIC 8462852. We remark that the available observations are scarce (four runs), of not very high resolution ( $\sigma_v \approx 400 \text{ m s}^{-1}$ ), and cover a relatively small period of time (less than 1.5 years). We have performed a similar calculation, fixing the orbital period at  $T = 12$  years and assumed for simplicity that the D793 transit happened close to the periastron. Under this assumption, and allowing for orbital ellipticities between 0 and 0.6, we derive a  $1\sigma$  upper limit to the mass of the planetary object  $M < 130 - 170 M_{\text{Jup}}$ , with the highest limit corresponding to circular orbits. This limit does hardly constrain the model, but new determinations of the

<sup>4</sup> A value as large as this would render dust around L4 and L5 undetectable by WISE or *Spitzer*, as mentioned in previous paragraphs.

<sup>5</sup> A large orbital ellipticity would also introduce possible instabilities in the Trojan regions. Previous works about this subject indicate that an eccentricity as high as 0.2–0.3 could be allowed for (Chanut et al. 2004; Robutel & Gabern 2006).



**Figure 2.** Top: Light curve of KIC 8462852, inverted around D793 (in gray) and superimposed on the original (in black). The time-inverted curve is shifted downwards for clarity. There is a quiescent, symmetrical time period lasting  $\approx 600$  days centered around D793. Before and after this period we detect an increase in the variability of the light curve (shaded regions). Bottom panel: Standard deviation of the light curve data. Each point represents the standard deviation of the light intensities during a one-week period in the time series. The standard deviation seems to increase symmetrically as one moves away from D793 in both time directions. The solid line is a guide to the eye and does not represent a fit to the data. Points with large deviations over  $10^{-3}$  correspond to peaks in the light curve.

radial velocity, even if they were of similar resolution, would greatly reduce the uncertainty which is mostly caused by the degeneration between the systemic radial velocity and the maximum  $\Delta v$  induced by the orbiting body.

### 3.1 The dimming event at D3060

On May 19, 2017 an alert was launched by T. Boyajian reporting the observation of a possible low-intensity dip in the lightcurve of KIC 8462852 (Boyajian 2017; Boyajian et al. 2017). Observers have interpreted this dip as the possible beginning of a new passage of the debris associated to the catastrophic event that may have happened to the large planetary object that transited at D793, causing it to be observed as a swarm at D1500, confirming in such case an orbital period of approximately two years.

Within our model, the timing of this event would correspond approximately to the point of opposition of the main body, therefore the corresponding L3 point would be passing in front of the star at this time. In this scenario, this dimming event could be explained by the effect of objects akin to the Hildian asteroids in the Solar System passing through L3. If what we have identified as Trojan asteroid regions are really so populated, in principle one could expect also a rather high population of Hildas. In this case, we would expect a few dimming events concentrated around the time when L3 transits in front of the star. This concentration of events would be, in any case, much fainter than the complex event at D1500 caused by the passage of the Trojans.

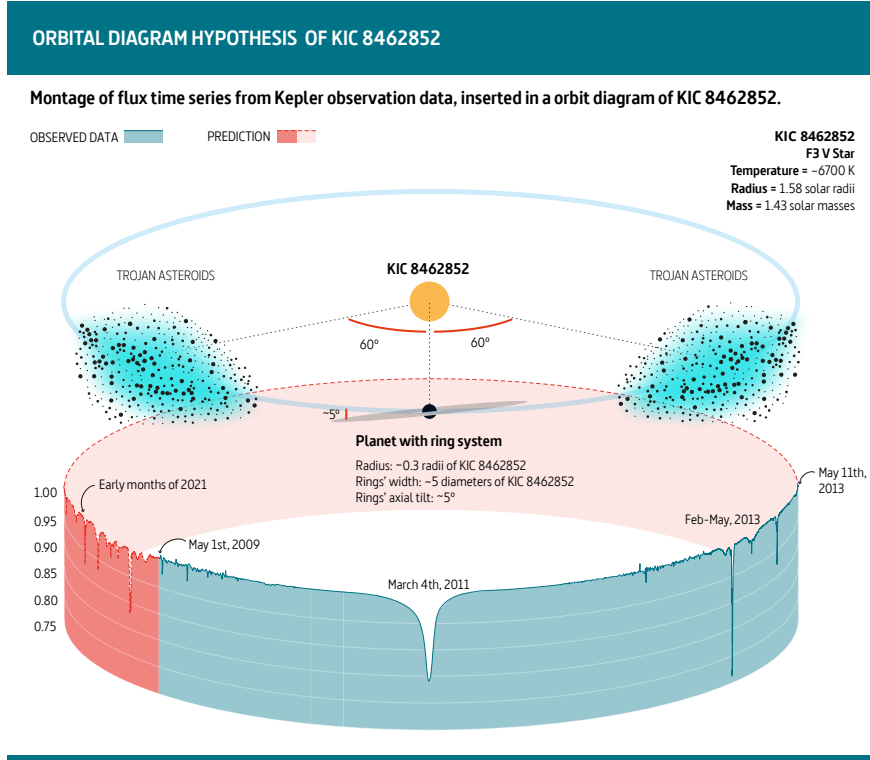
## 4 CONCLUSIONS

We have presented an alternative model to explain the odd appearance of the light curve of KIC 8462852. We propose

that a grazing transit of a large, ringed object could produce the asymmetric transit observed at D793, whereas a huge swarm of Trojan objects inhabiting its L5 orbital point could have caused the irregular transit at D1500. We deduce an orbital period  $T \approx 12$  years, which is compatible both with the shape of the former transit and the orbital properties relating both phenomena. Full details of the modeling of the main planetary transit at D793 will be presented elsewhere. We show in Figure 3 a diagram representing the main parameters and properties of our model, together with an idealized vision of the light curve. Note that our model does not attempt to explain the (disputed) secular dimming observed by Schaefer (2016) and Montet & Simon (2016). If confirmed, it would call for a completely unrelated explanation.

Given the exceptional behaviour of this light curve, our explanation is also somehow exceptional –as are all the other proposed hypotheses– but not too unconventional. It is nourished by the evidence of similar (although obviously not identical) existing objects in our Solar System and beyond, which have been previously studied in detail. A key advantage of our model is the necessary repeatability of the phenomenon. This fact puts aside any coincidence or temporal fine-tuning quandary, as our observation does not imply any particular moment in the history of the observed system.

This repeatability also allows us to carry out a testable prediction: under the assumptions of our hypothesis, considering an orbital period of  $\sim 12$  years, and taking into account that the region of deepest dimming lasted three months, we predict the onset of a new epoch of irregular transits at  $\sim$ D4430, i.e., February 2021. In other words, during the early months of 2021 the swarm of objects at the symmetric L4 Lagrangian point will transit the star, starting an epoch of cluttered dimmings. Two years later, during the first half of 2023, we expect a new transit of the ringed planetary body.



**Figure 3.** Diagram showing a hypothetical ringed giant body orbiting the star, together with its dense populations of Trojan bodies and dust around the L4 and L5 Lagrange points. We also present below it the observed (blue) and expected (red) light curve.

## ACKNOWLEDGEMENTS

We thank D. Fabrycky, D. Richards and J. Wright for pointing out an error regarding the possibility of a secondary eclipse mentioned in a previous version of the manuscript, J. Hopkins for indicating the relevance of Hildas in this scenario and D. Ragozzine and D. Angerhausen for useful comments. This work has been supported by the Spanish Ministerio de Economía y Competitividad projects AYA2013-48623-C2-2 and AYA2016-81065-C2-2, including FEDER contributions and by the Generalitat Valenciana project of excellence PROMETEOII/2014/060. This paper includes data collected by the *Kepler* mission. Funding for the *Kepler* mission is provided by the NASA Science Mission directorate.

## References

- Basri G., Borucki W. J., Koch D., 2005, *New Astron. Rev.*, **49**, 478
- Boyajian T. (@tsboyajian), 2017, "##TabbysStar IS DIPPING! OBSERVE!!". 19 May 2017, 4:32 AM. Tweet
- Boyajian T. S., et al., 2016, *MNRAS*, **457**, 3988
- Boyajian T., et al., 2017, The Astronomer's Telegram, 10405
- Chanut T. G. G., Tsuchida M., Winter O. C., 2004, in *Advances in space dynamics 4: Celestial mechanics and astronautics*. pp 57–63
- Erdi B., Frohlich G., Nagy I., Zs. S., 2007, in *Proc. of the 4th Austrian Hungarian Workshop on celestial mechanics*. p. 85, doi:10.1111/j.1749-6632.1980.tb15927.x
- Fernández Y. R., Sheppard S. S., Jewitt D. C., 2003, *AJ*, **126**, 1563
- Fischer D. A., et al., 2012, *MNRAS*, **419**, 2900
- Ford E. B., Gaudi B. S., 2006, *ApJ*, **652**, L137
- Gomes R., Levison H. F., Tsiganis K., Morbidelli A., 2005, *Nature*, **435**, 466
- Harris A. W., Harris A. W., 1997, *Icarus*, **126**, 450
- Hippke M., Angerhausen D., 2015, *ApJ*, **811**, 1
- Hippke M., Angerhausen D., Lund M. B., Pepper J., Stassun K. G., 2016, *ApJ*, **825**, 73
- Hippke M., et al., 2017, *ApJ*, **837**, 85
- Jewitt D. C., Trujillo C. A., Luu J. X., 2000, *AJ*, **120**, 1140
- Karlsso O., 2010, *A&A*, **516**, A22
- Laughlin G., Chambers J. E., 2002, *AJ*, **124**, 592
- Marengo M., Hulsebus A., Willis S., 2015, *ApJ*, **814**, L15
- Montet B. T., Simon J. D., 2016, *ApJ*, **830**, L39
- Morbidelli A., Levison H. F., Tsiganis K., Gomes R., 2005, *Nature*, **435**, 462
- Robutel P., Gabern F., 2006, *MNRAS*, **372**, 1463
- Schaefer B. E., 2016, *ApJ*, **822**, L34
- Sheikh M. A., Weaver R. L., Dahmen K. A., 2016, *Phys. Rev. Lett.*, **117**, 261 101 1
- Sheppard S. S., Trujillo C. A., 2010, *ApJ*, **723**, L233
- Tsiganis K., Gomes R., Morbidelli A., Levison H. F., 2005, *Nature*, **435**, 459
- Wong I., Brown M. E., Emery J. P., 2014, *AJ*, **148**, 112
- Wright J. T., Cartier K. M. S., Zhao M., Jontof-Hutter D., Ford E. B., 2016, *ApJ*, **816**, 17

This paper has been typeset from a  $\text{\TeX}/\text{\LaTeX}$  file prepared by the author.