

A self-consistent model of cosmic-ray fluxes and positron excess: Roles of nearby pulsars and a sub-dominant source population

Jagdish C. Joshi, Soebur Razzaque

Department of Physics, University of Johannesburg,
P. O. Box 524, Auckland Park 2006, South Africa

E-mail: jjagdish@uj.ac.za, srazzaque@uj.ac.za

Abstract. The cosmic-ray positron flux calculated using the cosmic-ray nuclei interactions in our Galaxy cannot explain observed data above 10 GeV. An excess in the measured positron flux is therefore open to interpretation. Nearby pulsars, located within sub-kiloparsec range of the Solar system, are often invoked as plausible sources contributing to the excess. We show that an additional, sub-dominant population of sources together with the Geminga and B1055-52 pulsars can explain the latest positron excess data from the Alpha Magnetic Spectrometer (AMS). We simultaneously model, using the DRAGON code, propagation of cosmic-ray proton, Helium, electron and positron and fit their respective flux data. Our fit to the Boron to Carbon ratio data gives a diffusion spectral index of 0.45, which is close to the Kraichnan turbulent spectrum.

Keywords: Milky Way: Cosmic ray nuclei - Electrons - Positrons

Contents

1	Introduction	1
2	Cosmic ray diffusion model and flux levels on Earth	2
2.1	Model setup	2
2.2	Primary cosmic-ray source populations	3
2.3	Fluxes of nuclei and cosmic-ray powers	4
3	Contributions from nearby sub-kpc pulsars	4
3.1	Electron-positron fluxes from nearby sources	5
3.2	Electron-positron flux levels and positron excess	7
3.3	Anisotropy due to nearby discrete source	8
4	Summary and Discussion	9

1 Introduction

Our Galaxy is a continuous source of most of the cosmic-ray charged particles observed on Earth. These cosmic rays, which can be classified into primary and secondary particles as well as the matter particles (proton, Helium, electron, etc.) and antimatter particles (antiproton, positron, etc.), convey a wealth of information about their sources in the Galaxy and intervening medium. Recent data from the balloon-borne detector *High Energy Antimatter Telescope* (HEAT) [1], satellite-borne detectors *Payload for Antimatter Matter Exploration and Light-nuclei Astrophysics* (PAMELA) [2], *Fermi-Large Area Telescope* (LAT) [3] as well as the *Alpha Magnetic Spectrometer* (AMS) [4] onboard the International Space Station has led to significant development in understanding the properties of the cosmic ray sources and interstellar medium (ISM).

Observations of cosmic-ray positron flux by HEAT [5], PAMELA [6], AMS [7] and Fermi-LAT [8] have shown an excess in the ≈ 10 -500 GeV energy range, different than expected from propagation and interactions of cosmic-ray protons in the ISM. This excess of positron fraction in the data has been used to understand its origin via dark matter particles [9–12] and via astrophysical sources [13–22]. An astrophysical interpretation is widely favored over dark matter annihilation models at present, although it requires additional mechanisms and/or sources of positrons. If positrons, which are produced inside the cosmic ray sources due to hadronic interactions, undergo acceleration inside these sources, then this process can explain the positron excess in the 10-100’s of GeV energy range [23]. In another shock wave model of nearby SNRs, the acceleration of secondary particles in the vicinity of the sources has been calculated for the explanation of AMS-02 results [24]. Nearby pulsars [13–17] and supernova remnants (SNRs) [20, 21] are well-motivated sources of positron flux based on gamma-ray observations. Most recently, very high-energy gamma-ray data from the *High Altitude Water Cherenkov* (HAWC) detector [25] have been used to associate positron excess with nearby pulsars [22].

A self-consistent model of cosmic-ray sources and propagation, however, needs to fit cosmic-ray nuclei and lepton, including positron excess, flux data simultaneously [26]. Such self-consistent models also reduce degeneracy of sources and their properties (e.g., pulsar

and/or SNR age, spectral properties of primary cosmic rays, etc.) as well as ISM properties (e.g., magnetic field structure, diffusion coefficient and turbulence spectrum). Recent data from the AMS-02 [7, 27] in the 10's of MeV to $\gtrsim 1$ TeV energy range poses new challenge to this picture. Moreover, PAMELA data collected earlier in the same energy range [6, 28–30], specially for cosmic-ray leptons, are not always in agreement. In this paper we model cosmic-ray proton, Helium, Boron-to-Carbon ratio, electron, positron and positron excess data self consistently using the publicly available DRAGON¹ code [31] for propagation from cosmic-ray sources as well as using the analytic diffusion-loss equation [32] for very nearby pulsars. In addition to conventional cosmic-ray sources and nearby Geminga and B1055-52 pulsars, we need a new population of cosmic electron and positron sources, distributed as the conventional sources but with much less power, for a successful interpretation of most fluxes observed on Earth.

The outline of the paper is as follows. We discuss the propagation of cosmic rays in the energy range of 100's of MeV to 10's of TeV using the DRAGON code and resulting proton and Helium fluxes as well as Boron to Carbon (B/C) ratio in Section 2. We calculate the electron-positron contribution of nearby sources and overall fits to electron, positron and positron excess data in Section 3. We summarize and discuss this work in Section 4.

2 Cosmic ray diffusion model and flux levels on Earth

Cosmic rays are injected into the interstellar medium (ISM) after diffusive acceleration at the shock regions of astrophysical objects [33–35], for example in supernova remnants. Their propagation in the ISM can be revealed using the observational features of the secondary cosmic ray nuclei, gamma rays and radio emission from the Galaxy [36]. Given the source distribution and injection spectrum of these particles, their propagation from the sources to the observers on Earth can be modelled by solving the transport equation [26, 36]. Physical processes such as cosmic ray interactions in the Galactic medium, scattering of cosmic rays in the regular and turbulent Galactic magnetic fields, convection flow of cosmic rays in the Galactic winds and radioactive decay of the nuclei have been considered in the numerical solutions of transport equation. One such numerical code, called DRAGON [31], can solve the transport equation for cosmic ray propagation in the Galaxy in two geometries, namely a cylindrical geometry with azimuthal symmetry and a three-dimensional box. The cosmic-ray nuclei interaction with the gas distribution in this code is based on the γ -ray observations of our Galaxy [37].

2.1 Model setup

In our model we considered a diffusive reacceleration with no convection scenario for propagation of cosmic rays using the three dimensional model in the DRAGON code. We did-not consider convection process during the cosmic-ray transport in our Galaxy, as this process lowers the B/C ratio in the 1-10 GeV energy range which needs to be recovered by using large values of Alfvén speed. The magnetic field structure has been selected in the DRAGON code of type Pshirkov, in which the disk component has a value $2\mu\text{G}$ and the halo component can be in a range 2-5 μG based on the radio synchrotron emission of the Galaxy [38]. We have used the Galactic magnetic field disk component value as $2\mu\text{G}$, halo component value as $4\mu\text{G}$ and the turbulent component value as $10\mu\text{G}$, respectively.

¹We have used the 3D version of the DRAGON code available at <http://www.dragonproject.org/>

The diffusion coefficient varies with particle rigidity ρ and the Galaxy vertical height z , with a reference height z_t , as

$$D(\rho, z) = \beta^\eta D_0 \left(\frac{\rho}{\rho_0} \right)^\delta \exp \left(\frac{z}{z_t} \right), \quad (2.1)$$

where the typical value of D_0 is $\sim 10^{28}$ cm²/s. The power η on the particle speed β accounts for the low energy uncertainties due to the particle propagation in the ISM [39]. In this propagation scenario we calculate the secondary nuclei, namely the Boron to Carbon ratio [27, 40] to fix the diffusion coefficient and the size of the Galactic halo [41]. To fit the B/C ratio one can tune the index δ in Eq. (2.1) in a range 0.3-0.6 [42]. In a recent AMS result it has been shown that above rigidity $\rho = 65$ GV, δ takes a value 0.333 ± 0.014 (stat) ± 0.005 (syst) [27]. The rigidity break ρ_0 for the diffusion coefficient in Eq. (2.1) is very useful to tune the B/C ratio in the 100 MeV-10 GeV range [26]. Below 10 GeV, the effect of solar modulation on the charged particles can be adopted to fit the observational data [43]. The solar modulation can be modelled with a potential ϕ , which can modify the interstellar cosmic ray spectrum by a factor

$$\epsilon(E_k, Z, A, m_Z) = \frac{(E_k + m_Z)^2 - m_Z^2}{\left(E_k + m_Z + \frac{Z|q|\phi}{A} \right)^2 - m_Z^2}, \quad (2.2)$$

where E_k is the particle kinetic energy, Z is the atomic number, A is the mass number and m_Z is the nuclear mass.

2.2 Primary cosmic-ray source populations

We assumed the cosmic-ray sources follow a Lorimer-type spatial distribution, which is based on the pulsar distribution in our Galaxy [44]. This distribution with galactocentric radius r and vertical height z follows as,

$$g(r, z) = \left(\frac{r}{r_\odot} \right)^{1.9} \exp \left(5 \frac{r_\odot - r}{r_\odot} - \frac{|z|}{0.2} \right), \quad (2.3)$$

where $r_\odot = 8.3$ kpc is the position of the solar system with respect to the Galactic center. We have injected three primary particle populations, which follow the Lorimer distribution, into the ISM and propagate those using the DRAGON code. The spectra of these particles in units of GeV⁻¹ m⁻² s⁻¹ sr⁻¹ are listed below.

1. *Cosmic-ray nuclei spectrum.* We assumed that the injection spectra of heavy nuclei and proton are the same. We model those in the 0.1 GeV-10 TeV range, with a single break at 7 GV as,

$$n(\rho_A) = n_A \times \begin{cases} \left(\frac{\rho_A}{7 \text{ GV}} \right)^{-2}; & \rho_A \leq 7 \text{ GV} \\ \left(\frac{\rho_A}{7 \text{ GV}} \right)^{-2.32}; & \rho_A > 7 \text{ GV}. \end{cases} \quad (2.4)$$

2. *Cosmic-ray electron spectrum.* For electrons accelerated in the sources above 0.1 GeV we have assumed two breaks, at 6.2 GV and 85 GV, in the spectrum as,

$$n(\rho_{e^-}) = n_{e^-} \times \begin{cases} \left(\frac{\rho_{e^-}}{6.2 \text{ GV}} \right)^{-1.91}; & \rho_{e^-} \leq 6.2 \text{ GV} \\ \left(\frac{\rho_{e^-}}{6.2 \text{ GV}} \right)^{-2.71}; & 6.2 \text{ GV} < \rho_{e^-} < 85 \text{ GV} \\ \left(\frac{85}{6.2} \right)^{-2.71} \left(\frac{\rho_{e^-}}{85 \text{ GV}} \right)^{-2.36}; & \rho_{e^-} \geq 85 \text{ GV}, \end{cases} \quad (2.5)$$

with an exponential folding energy of 10 TeV.

3. *Additional e^\pm spectra.* We have also injected two additional populations of e^- and e^+ from the sources, above 0.1 GeV, with the following spectrum,

$$n(\rho_{e^\pm}) = n_{e^\pm} \times \begin{cases} \left(\frac{\rho_{e^\pm}}{3.8}\right)^{-1.85}; & \rho_{e^\pm} \leq 3.8 \text{ GV} \\ \left(\frac{\rho_{e^\pm}}{3.8}\right)^{-2.32}; & \rho_{e^\pm} > 3.8 \text{ GV}, \end{cases} \quad (2.6)$$

with an exponential folding energy of 10 TeV.

These particles are propagated in a Galactic halo of size $(x, y, z) = (12 \text{ kpc}, 12 \text{ kpc}, 8 \text{ kpc})$. We use the diffusion coefficient in Eq. (2.1) with values $D_0 = 2.8 \times 10^{28} \text{ cm}^2/\text{s}$, $\rho_0 = 4.5 \text{ GV}$ and $\delta = 0.45$. We have also used Alfvén speed $v_A = 19 \text{ km/s}$. The electron spectrum has two breaks, which has been discussed in earlier works, for the interstellar cosmic-ray spectrum, where the injected spectral index is harder after the second break [45].

2.3 Fluxes of nuclei and cosmic-ray powers

We have plotted the Boron to Carbon flux ratios in the left panel of Fig. 1, while in the right panel we have plotted the proton and Helium fluxes along with observed data.² The solid (dotted) lines are fluxes after (before) taking into account solar modulation. Our choice of model parameters fits the B/C ratio data from both the AMS-02 [27] and PAMELA [40] quite well in the whole observed energy range. This requires the index of the diffusion coefficient to be $\delta = 0.45$, close to the Kraichnan turbulence spectrum rather than the Kolmogorov turbulence spectrum of ≈ 0.33 reported in [27].

The proton flux fits the AMS data very well but shows a departure from the PAMELA data at low energies. We think this discrepancy comes due to a difference in the solar activity in the epochs of these two observations. The Helium flux fits the AMS and PAMELA data quite well at high energies but deviates from both, below $\approx 4 \text{ GeV}$. Again, solar modulation effect is a plausible explanation for this.

We calculate the total powers in cosmic-ray components, using the spectra in Eqs. (2.4); (2.5) and (2.6), by injecting and propagating these particles using the DRAGON code for $T = 64$ Million years in a volume $V = 1.15 \times 10^3 \text{ kpc}^3$ of the Galaxy, as

$$P = \frac{V}{T} \frac{4\pi}{c} \int_{E_1}^{E_2} n(E) E dE. \quad (2.7)$$

Here E_1 and E_2 are the two limiting energies in the spectrum. In our calculations, the approximate total power required in the protons is 10^{56} GeV/Myr , in primary electrons is $2.8 \times 10^{54} \text{ GeV/Myr}$ and in the additional e^\pm populations is $1.5 \times 10^{53} \text{ GeV/Myr}$.

3 Contributions from nearby sub-kpc pulsars

Acceleration of charged particles in pulsars can be explained using the polar cap and outer gap models [50, 51]. If the pulsar age is in the range of 40-50 kyr, then it remains with the parent supernova remnant [52], which means in the younger pulsars (below $\sim 50 \text{ kyr}$) we can see emission of electrons due to their SNRs, and above $\sim 50 \text{ kyr}$ the emission of electron-positron pairs would occur from its pulsar wind nebula (PWN). The escape of particles from the PWN is enhanced after 10^5 years, when the ISM pressure will disturb the PWN structure and an enhanced flux of accelerated particles will escape from the pulsars [53].

²All data are taken from the database [46] unless otherwise specified.

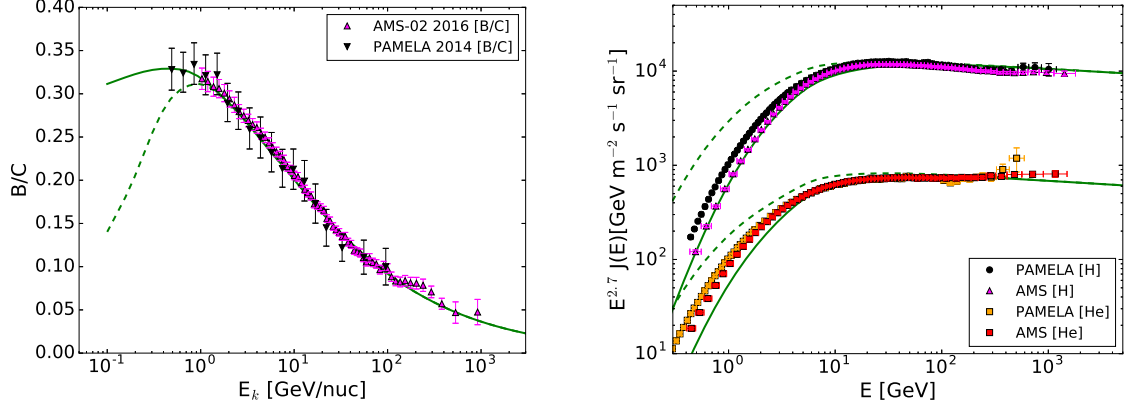


Figure 1. *Left panel:* B/C ratio calculation using the DRAGON code and plotted against the AMS [27] and PAMELA [40] data. *Right panel:* Proton and Helium fluxes plotted against the PAMELA [47] and AMS data [48, 49]. The solid (dashed) lines are fluxes with (without) solar modulation taken into account.

We have selected nearby pulsars from the Australia Telescope National Facility (ATNF) catalogue³ with parameters taken from there as well as from [54, 55] and we have listed those in Table 1. If η_{e^\pm} is the efficiency for conversion of spin-down energy of a pulsar into electron-positron pairs, then we can estimate emitted energy in e^\pm fluxes as [26],

$$E(t) \simeq \eta_{e^\pm} \dot{E} \frac{t}{\tau_0}. \quad (3.1)$$

Here $\tau_0 \sim 10^4$ is the luminosity decay time for mature pulsars and \dot{E} is the spin-down luminosity for a given pulsar. We have taken $\eta_{e^\pm} = 1.0$ in Table 1.

Name	Distance (kpc)	Age (yr)	\dot{E} (erg/sec)	$E(t)$ (erg)
B0656+14 (Monogem)	$0.29^{+0.03}_{-0.03}$	1.1×10^5	3.8×10^{34}	1.3×10^{48}
J0633+1746 (Geminga)	$0.25^{+0.23}_{-0.08}$	3.42×10^5	3.2×10^{34}	1.1×10^{49}
B0743-53	0.57	1.25×10^6	1.1×10^{34}	5.2×10^{49}
J0954-5430	0.43	1.71×10^5	1.6×10^{34}	1.4×10^{48}
B1001-47	0.37	2.2×10^5	$3. \times 10^{34}$	4.4×10^{48}
B1055-52	$0.35^{+0.15}_{-0.15}$	5.35×10^5	$3. \times 10^{34}$	2.6×10^{49}
J1741-2054	0.3	3.86×10^5	9.5×10^{33}	4.3×10^{48}

Table 1. Pulsar parameters based on the ATNF catalogue. Geminga and B1055-52 dominantly contribute to the electron-positron fluxes in the 100 GeV-1 TeV range in our model.

3.1 Electron-positron fluxes from nearby sources

The nearby source contribution to the cosmic-ray nuclei fluxes is negligible compared to the diffused background from the Galaxy [56], but for electrons and positrons there can be sizeable contributions to the observed fluxes from nearby sources.

³<http://www.atnf.csiro.au/people/pulsar/psrcat/>

In the energy range above ~ 1 GeV, relativistic electrons (or positrons) lose their energy mainly via synchrotron and inverse Compton interactions [57, 58]. If these charged particles are emitted from sub-kpc or nearby cosmic-ray sources, then they can propagate through the interstellar radiation field (ISRF) and Galactic magnetic field, lose their energy and still contribute significantly to the fluxes on Earth.

The energy losses in the ISRF, with energy density U_{ISRF} , and magnetic field, with energy density U_B , can be written as

$$-\frac{dE_e}{dt} = \frac{4}{3}\sigma_T c \gamma_e^2 U_T = b_0 E_e^2, \quad (3.2)$$

where $b_0 = 1.06 \times 10^{-16} U_T / (1 \text{ eV/cm}^3) \text{ GeV}^{-1} \text{ s}^{-1}$ and $U_T = U_{\text{ISRF}} + U_B$. We have taken $U_T = 1.32 \text{ eV/cm}^3$ to match with the energy loss rate coefficient $b_0 = 1.4 \times 10^{-16} \text{ GeV}^{-1} \text{ s}^{-1}$ used in the DRAGON code [31]. If an electron with initial energy E_0 travels through these radiation and magnetic fields then its energy at any time t is given by

$$E_e(t) = \frac{E_0}{1 + b_0 E_0 t}. \quad (3.3)$$

An electron with observed energy E_e on Earth must be emitted from its source at a time $t \sim 1/b_0 E_e = 2.0 \times 10^5 (E_e/\text{TeV})^{-1}$ years, from Eq. (3.3) with $E_0 \gg E_e$. Within this time scale the distance travelled by an electron of energy in the 100's of GeV to TeV range is approximately $\sqrt{2D(E)t}$, which is in the range of sub-kpc [59]. Here $D(E)$ is a diffusion coefficient that depends on energy only as we will discuss shortly. As a result, the study of nearby cosmic-ray electron-positron sources has always been considered for the estimation of GeV-TeV electron-positron fluxes on Earth [22, 32, 53, 60–62].

Particle injection in the form of a burst into the ISM from an individual source located at a distance r with age t can be described as,

$$Q(E, t, r) = Q_0 \left(\frac{E}{\text{GeV}} \right)^{-\Gamma} \exp \left(-\frac{E}{E_c} \right) \delta(t - t_0) \delta(r), \quad (3.4)$$

where $Q(E, t, r)$ is the cosmic-ray electron (or positron) emissivity, i.e., density per unit energy per unit volume [63]. Also, Q_0 and Γ are normalization and index for the power-law part of the spectrum and E_c is an exponential folding energy. A comparison of the amount of spin-down energy, in Eq. (3.1), going into e^\pm pair emissions with the integrated particle injection spectrum, in Eq. (3.4), provides the numerical estimation of Q_0 . In Eq. (3.4) t_0 is a time delay for emission and we have considered it 90 kyr for the optimized electron-positron emission from the pulsar-wind nebula (PWN) of a pulsar. The choice of the injection time is based on the fact that PWN emission starts dominating within 100 kyr of the pulsar age [53].

With the above source spectrum and considering only energy-dependent diffusion in the ISM and energy losses due to the ISRF and magnetic field one can solve the diffusion-loss equation to calculate the particle density per unit energy on Earth as [32, 63],

$$N_e(E, t, r) = \frac{Q_0}{\pi^{3/2} r_{\text{diff}}^3} \left[1 - \frac{E}{E_{\text{max}}(t)} \right]^{\Gamma-2} \exp \left[-\left(\frac{r}{r_{\text{diff}}} \right)^2 \right] \exp \left[-\frac{E/E_c}{1 - E/E_{\text{max}}(t)} \right]. \quad (3.5)$$

The function N_e is equal to zero above a value $E_{\text{max}} = 1/b_0(t - t_0)$ and can be used to calculate the differential flux $J = cN_e/4\pi$ from the nearby sources. The diffusion length

scale in Eq. (3.5) is defined as,

$$r_{\text{diff}}(E, t) = 2\sqrt{D(E)t \frac{1 - [1 - E/E_{\text{max}}(t)]^{1-\delta}}{(1-\delta)E/E_{\text{max}}(t)}}, \quad (3.6)$$

where the diffusion coefficient $D(E)$ depends only on the particle energy.

For pulsars, the flux on Earth in the energy above 100 GeV depends on the age and distance to these sources [62]. Using Eqs. (3.5) and (3.6) one can show that the observed flux on Earth depends on the pulsar age t and its distance r as $N_e(E, t, r) \propto t^{-3/2} \exp(-r^2/t^2)$. Next we discuss the individual pulsars we have considered for electron-positron fluxes.

3.2 Electron-positron flux levels and positron excess

We have plotted in Fig. 2 our model fit to the cosmic-ray electron (left panel) and positron (right panel) flux data. The contribution from conventional primary electron sources, following Lorimer distribution, in the Galaxy is shown as green solid (dashed) line after (before) taking into account solar modulation. For positrons, the solid (dashed) green line corresponds to the contribution from primary cosmic-ray nuclei interactions in the Galaxy. Note that this component is significant only at very low energies. The contributions from an additional primary e^\pm sources, which follow a Lorimer-type distribution, are shown in both panels with green dot-dashed lines, after taking into account solar modulation. While for electrons this component is negligible, for positrons this is crucial to fit data. We have shown contributions from the nearby pulsars, in both panels, with blue solid line (B1055-52) and orange dashed line (Geminga). These contributions are crucial to fit high energy, $\gtrsim 100$ GeV, data. The black solid lines in both panels correspond to the total model flux. Note that we fit the AMS-02 data [64] with our model very well over the whole energy range.

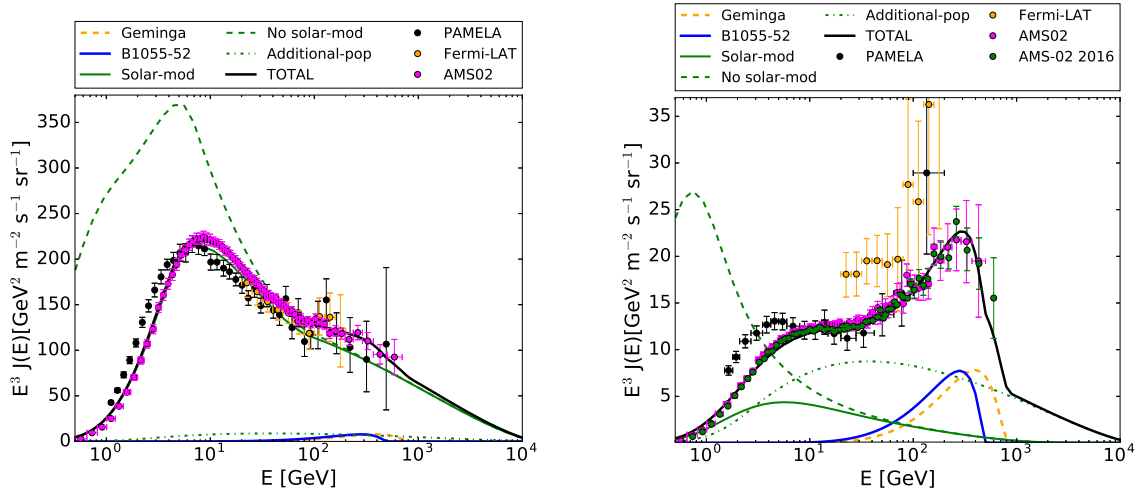


Figure 2. *Left panel:* Electron flux data from PAMELA [29], Fermi-LAT [8] and AMS-02 [64]. *Right panel:* Positron Flux data from PAMELA [65], Fermi-LAT [8] and AMS-02 [64]). Also shown are our model fluxes with black solid line for the total flux in both panels. See main text for more details.

To fit the positron flux at high energies we require a diffusion coefficient 28 times smaller for the diffusion of electrons and positrons from nearby sources than used for the Galactic diffusion of cosmic rays in the DRAGON code. We have assumed that Geminga and B1055-52 are contributing 40% ($\eta_{e^\pm} = 0.4$) of their spin-down power into electron-positron pair

emission, as mentioned earlier. We have also taken an injection spectral index of 1.89 for both of these sources with an exponential folding energy of 1.3 TeV for Geminga and 1.5 TeV for B1055-52, which fit the observational data.

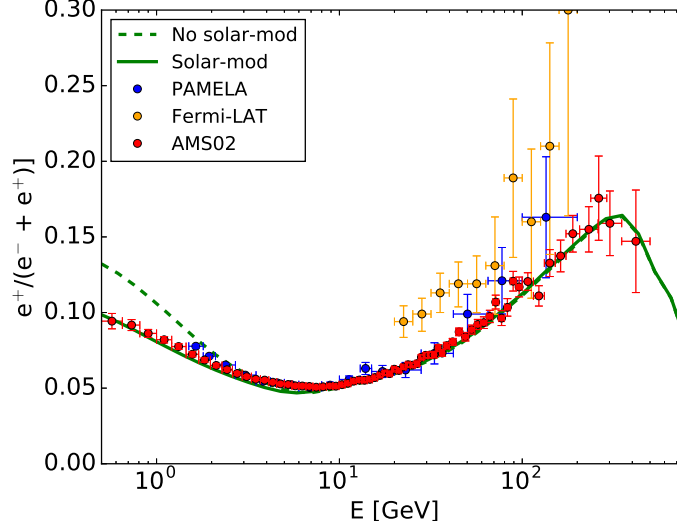


Figure 3. Positron fraction based on our model (solid line) plotted against data from PAMELA [65], Fermi-LAT [8] and AMS-02 [66].

In Fig. 3 we have plotted the fractional positron flux of the total electron and positron flux. The solid (dashed) line corresponds to the flux model with (without) solar modulation taken into account. Our model fits both the AMS-02 data [64] and PAMELA data [65] rather well. Fermi-LAT data [8] in the figure show higher positron fraction compared to PAMELA and AMS-02 data, in general.

3.3 Anisotropy due to nearby discrete source

The anisotropy of cosmic rays observed on Earth, which is mainly determined by the structure of the magnetic field in the solar neighbourhood, can be calculated using formalism in [59] as $\frac{3D}{v} \frac{\nabla N}{N}$. Here v is the relativistic speed of the cosmic-ray particles, and D is the diffusion coefficient for effective collision frequency $\sim v^2/D$ of cosmic-ray particles. The anisotropy of cosmic-ray particles from a discrete source, below ~ 100 GeV can be washed out due to interplanetary magnetic field. For nearby pulsars, required for our model, the main contribution to anisotropy occurs above ~ 100 GeV, which can be calculated as [59, 63]

$$Anisotropy(E) = \frac{3r}{2c(t-t_0)} \frac{(1-\delta)E/E_{\max}(t)}{1 - [1 - E/E_{\max}(t)]^{1-\delta}} \frac{N_{e^-+e^+}^{\text{pulsar}}(E)}{N_{e^-+e^+}^{\text{total}}(E)}. \quad (3.7)$$

Here t is the pulsar age and t_0 is the injection time for pair emission from the pulsar. The maximum energy $E_{\max}(t) = 1/b_0(t-t_0)$, where $b_0 = 1.4 \times 10^{-16} \text{ GeV}^{-1} \text{ s}^{-1}$ is the energy loss rate for electrons and positrons in the interstellar radiation field. The e^\pm pair emission ratio from a given nearby pulsar with respect to the total e^\pm pair emission from all sources observe on Earth, $N_{e^-+e^+}^{\text{pulsar}}(E)/N_{e^-+e^+}^{\text{total}}(E)$, decides the discrete source anisotropy.

In Fig. 4 we have plotted cosmic-ray $e^- + e^+$ anisotropy due to Geminga and B1055-52 pulsars, which are the two dominant nearby sources in our model. As can be seen, the

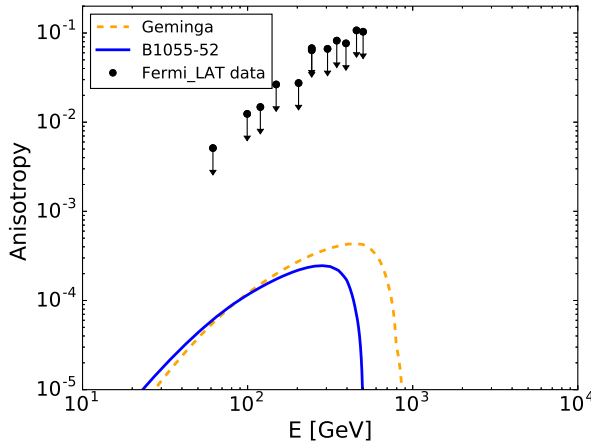


Figure 4. Cosmic-ray electron and positron anisotropy for nearby pulsars, Geminga and B1055-52, used in our model and comparison with the Fermi-LAT upper limits [67].

anisotropy in both cases is $\lesssim 0.1\%$ and much lower than the anisotropy upper limits measured by the Fermi-LAT [67].

4 Summary and Discussion

We have modeled cosmic-ray nuclei and lepton flux data from AMS-02 using a Galactic population of conventional cosmic-ray nuclei and electron sources, a subdominant population of electron-positron sources and nearby pulsars producing electrons and positrons. We have used the DRAGON code for propagation of cosmic rays in the Galaxy, as well as analytic diffusive loss equation for nearby pulsars.

The calculation of Boron to Carbon flux ratio using the DRAGON code constraints the Galactic halo size and the diffusion coefficient for the study of cosmic-ray diffusion in our Galaxy. We fit both AMS-02 and PAMELA data very well. In particular, we find a diffusion coefficient $2.8 \times 10^{28} \text{ cm}^2/\text{s}$ and an index 0.45. This is closer to the Kraichnan turbulence spectral index and similar to what was found in some of past studies (see, e.g., [63]) but different from the Kolmogorov turbulence spectrum with index 0.33. These results are listed in Table 2.

The Proton flux we have calculated can fit the AMS-02 data very well but we could not reproduce the Helium data in the energy range below 4 GeV. Our model also fits the PAMELA proton and Helium data above 4 GeV. We believe that solar modulation effects is responsible for such discrepancies at low energies. We found that the observed spectrum of electrons required two breaks for its successful interpretation. The low energy break is due to electrons cooling in the Galactic magnetic field, while the second break, after which the flux is harder, may indicate a faster escape of high energy electrons from their sources [45]. In recent work, a break in the $e^- + e^+$ spectrum at 100 GeV has been seen, which should be caused by the electron spectrum due to its dominating flux compared to positrons [68].

We needed an additional population of sources, distributed similar to the conventional source population but producing primary electron-positron fluxes. A requirement for an additional source population to fit data is not new. Indeed, plausible cosmic-ray sources in the spiral arms of the Galaxy been considered for the interpretation of positron flux and positron excess data using the DRAGON code [69]. The total power in e^\pm fluxes from the

Physical parameters	Value
Diffusion Coefficient (D_0)	$2.8 \times 10^{28} \text{ cm}^2/\text{s}$
Diffusion index (δ)	0.45
Low energy diffusion correction factor (η)	-0.005
Diffusion coefficient scale height (z_t)	4.0 kpc
Alfven speed (v_A)	19 km s^{-1}
Diffusion Coefficient, nearby source (D_0)	$1.0 \times 10^{27} \text{ cm}^2/\text{s}$

Table 2. Parameters used in the study of cosmic ray diffusion.

additional source population in our case is $1.5 \times 10^{53} \text{ GeV/Myr}$ or only 5.4% (0.15%) of the power in primary electrons (protons) from the conventional sources. Sources such as white dwarf pulsars [70] with magnetic field $\gtrsim 10^9 \text{ G}$ (see, e.g. [71]) can accelerate e^\pm to 10 TeV [72]. Although the rotational powers of a white-dwarf pulsar and that of a neutron-star pulsar are similar, longevity of the former can be responsible for a much lower total power injection in the Galaxy. Other sources such as gamma-ray novae [73] can also possibly accelerate particles to very-high energies [74, 75]. In such a case the e^\pm fluxes must come from pp interactions, which may be responsible for the observed gamma rays from π^0 decays, and associated π^\pm decays. The primary proton flux in such a case should be negligible compared to the conventional cosmic-ray sources.

We have also used contributions to the e^- and e^+ fluxes from the nearby pulsars, as is usually considered, e.g., [22, 53, 69] to explain observations in the $\gtrsim 100 \text{ GeV}$ -1 TeV range. We have select some of the sub-kpc bright pulsar candidates from the ATNF catalogue, shown in Table 1. Particles accelerated in pulsars are in general trapped in their PWN and injected into the interstellar medium when the pulsar wind merges into the ISM. This process takes approximately 100 kyr after the pulsar birth period, e.g., [53]. We found that the e^\pm pair emission dominates for the Geminga and B1055-52 with their life time above 90 kyr, with an energy-dependent diffusion coefficient $10^{27}(E_{e^\pm}/4.5 \text{ GeV})^{0.45}$ as also listed in Table 2. The e^+ and e^- fluxes from other nearby sources is negligible in our case since the difference of source age with the injection time, $t - t_0$, is very low compared to the approximate diffusion time scale $r^2/2D(E)$. The flux from a pulsar can be optimized based on the injection time t_0 of e^- and e^+ from its PWN, the diffusion coefficient for their propagation and its distance from us. Other than this, Geminga and B1055-52 are bright pair emitters based on their luminosity, compared to the other pulsars in Table 1.

Finally, we found that we can successfully model the positron-excess data using a sub-dominant cosmic-ray e^\pm source population and nearby pulsars Geminga and B1055-52 along with positron flux from cosmic-ray nuclei interactions in ISM.

Acknowledgements

This research was supported by a GES fellowship to J.C.J. at the University of Johannesburg. We thank C. Evoli for providing us answers on our queries related to the DRAGON code, as well as A. Harding and A. Strong for discussions.

References

- [1] S. W. Barwick, J. J. Beatty, C. R. Bower, C. Chaput, S. Coutu, G. de Nolfo et al., *Cosmic Ray Positrons at High Energies: A New Measurement*, *Physical Review Letters* **75** (July, 1995) 390–393.
- [2] P. Picozza, A. M. Galper, G. Castellini, O. Adriani, F. Altamura, M. Ambriola et al., *PAMELA A payload for antimatter matter exploration and light-nuclei astrophysics*, *Astroparticle Physics* **27** (Apr., 2007) 296–315, [[astro-ph/0608697](#)].
- [3] W. B. Atwood, A. A. Abdo, M. Ackermann, W. Althouse, B. Anderson, M. Axelsson et al., *The Large Area Telescope on the Fermi Gamma-Ray Space Telescope Mission*, *ApJ* **697** (June, 2009) 1071–1102, [[0902.1089](#)].
- [4] M. Aguilar, G. Alberti, B. Alpat, A. Alvino, G. Ambrosi, K. Andeen et al., *First Result from the Alpha Magnetic Spectrometer on the International Space Station: Precision Measurement of the Positron Fraction in Primary Cosmic Rays of 0.5–350 GeV*, *Physical Review Letters* **110** (Apr., 2013) 141102.
- [5] S. W. Barwick, J. J. Beatty, A. Bhattacharyya, C. R. Bower, C. J. Chaput, S. Coutu et al., *Measurements of the Cosmic-Ray Positron Fraction from 1 to 50 GeV*, *ApJ* **482** (June, 1997) L191–L194, [[astro-ph/9703192](#)].
- [6] O. Adriani, G. C. Barbarino, G. A. Bazilevskaya, R. Bellotti, A. Bianco, M. Boezio et al., *Cosmic-Ray Positron Energy Spectrum Measured by PAMELA*, *Physical Review Letters* **111** (Aug., 2013) 081102, [[1308.0133](#)].
- [7] M. Aguilar, G. Alberti, B. Alpat, A. Alvino, G. Ambrosi, K. Andeen et al., *First Result from the Alpha Magnetic Spectrometer on the International Space Station: Precision Measurement of the Positron Fraction in Primary Cosmic Rays of 0.5–350 GeV*, *Physical Review Letters* **110** (Apr., 2013) 141102.
- [8] M. Ackermann, M. Ajello, A. Allafort, W. B. Atwood, L. Baldini, G. Barbiellini et al., *Measurement of Separate Cosmic-Ray Electron and Positron Spectra with the Fermi Large Area Telescope*, *Physical Review Letters* **108** (Jan., 2012) 011103, [[1109.0521](#)].
- [9] I. Cholis, L. Goodenough, D. Hooper, M. Simet and N. Weiner, *High energy positrons from annihilating dark matter*, *Phys. Rev. D* **80** (Dec., 2009) 123511, [[0809.1683](#)].
- [10] L. Bergström, T. Bringmann and J. Edsjö, *New positron spectral features from supersymmetric dark matter: A way to explain the PAMELA data?*, *Phys. Rev. D* **78** (Nov., 2008) 103520, [[0808.3725](#)].
- [11] T. A. Porter, R. P. Johnson and P. W. Graham, *Dark Matter Searches with Astroparticle Data*, *ARA&A* **49** (Sept., 2011) 155–194, [[1104.2836](#)].
- [12] I. Cholis and D. Hooper, *Dark matter and pulsar origins of the rising cosmic ray positron fraction in light of new data from the AMS*, *Phys. Rev. D* **88** (July, 2013) 023013, [[1304.1840](#)].
- [13] D. Hooper, P. Blasi and P. Dario Serpico, *Pulsars as the sources of high energy cosmic ray positrons*, *J. Cosmology Astropart. Phys.* **1** (Jan., 2009) 025, [[0810.1527](#)].
- [14] S. Profumo, *Dissecting cosmic-ray electron-positron data with Occam’s razor: the role of known pulsars*, *Central European Journal of Physics* **10** (Feb., 2012) 1–31, [[0812.4457](#)].
- [15] H. Yüksel, M. D. Kistler and T. Stanev, *TeV Gamma Rays from Geminga and the Origin of the GeV Positron Excess*, *Physical Review Letters* **103** (July, 2009) 051101, [[0810.2784](#)].
- [16] C. Venter, A. Kopp, A. K. Harding, P. L. Gonthier and I. Büsching, *Cosmic-ray Positrons from Millisecond Pulsars*, *ApJ* **807** (July, 2015) 130, [[1506.01211](#)].
- [17] J. Feng and H.-H. Zhang, *Pulsar interpretation of lepton spectra measured by AMS-02*, *European Physical Journal C* **76** (May, 2016) 229, [[1504.03312](#)].

- [18] Y.-Z. Fan, B. Zhang and J. Chang, *Electron/positron Excesses in the Cosmic Ray Spectrum and Possible Interpretations*, *International Journal of Modern Physics D* **19** (Nov., 2010) 2011–2058, [[1008.4646](#)].
- [19] S.-J. Lin, Q. Yuan and X.-J. Bi, *Quantitative study of the AMS-02 electron/positron spectra: Implications for pulsars and dark matter properties*, *Phys. Rev. D* **91** (Mar., 2015) 063508, [[1409.6248](#)].
- [20] N. J. Shaviv, E. Nakar and T. Piran, *Inhomogeneity in Cosmic Ray Sources as the Origin of the Electron Spectrum and the PAMELA Anomaly*, *Physical Review Letters* **103** (Sept., 2009) 111302, [[0902.0376](#)].
- [21] M. Kachelrieß, S. Ostapchenko and R. Tomàs, *Antimatter Production in Supernova Remnants*, *ApJ* **733** (June, 2011) 119, [[1103.5765](#)].
- [22] D. Hooper, I. Cholis, T. Linden and K. Fang, *HAWC Observations Strongly Favor Pulsar Interpretations of the Cosmic-Ray Positron Excess*, *ArXiv e-prints* (Feb., 2017) , [[1702.08436](#)].
- [23] P. Blasi, *Origin of the Positron Excess in Cosmic Rays*, *Physical Review Letters* **103** (July, 2009) 051104, [[0903.2794](#)].
- [24] P. Mertsch and S. Sarkar, *AMS-02 data confront acceleration of cosmic ray secondaries in nearby sources*, *Phys. Rev. D* **90** (Sept., 2014) 061301, [[1402.0855](#)].
- [25] A. U. Abeysekara, A. Albert, R. Alfaro, C. Alvarez, J. D. Álvarez, R. Arceo et al., *The 2HWC HAWC Observatory Gamma Ray Catalog*, *ArXiv e-prints* (Feb., 2017) , [[1702.02992](#)].
- [26] D. Gaggero, *Cosmic Ray Diffusion in the Galaxy and Diffuse Gamma Emission*. Springer Theses. Springer Berlin Heidelberg, 2012.
- [27] M. Aguilar, *Precision measurement of the boron to carbon flux ratio in cosmic rays from 1.9 gv to 2.6 tv with the alpha magnetic spectrometer on the international space station*, *Phys. Rev. Lett.* **117** (Nov, 2016) 231102.
- [28] O. Adriani, G. C. Barbarino, G. A. Bazilevskaya, R. Bellotti, M. Boezio, E. A. Bogomolov et al., *New Measurement of the Antiproton-to-Proton Flux Ratio up to 100 GeV in the Cosmic Radiation*, *Physical Review Letters* **102** (Feb., 2009) 051101, [[0810.4994](#)].
- [29] O. Adriani, G. C. Barbarino, G. A. Bazilevskaya, R. Bellotti, M. Boezio, E. A. Bogomolov et al., *Cosmic-Ray Electron Flux Measured by the PAMELA Experiment between 1 and 625 GeV*, *Physical Review Letters* **106** (May, 2011) 201101, [[1103.2880](#)].
- [30] O. Adriani, G. C. Barbarino, G. A. Bazilevskaya, R. Bellotti, M. Boezio, E. A. Bogomolov et al., *Measurement of Boron and Carbon Fluxes in Cosmic Rays with the PAMELA Experiment*, *ApJ* **791** (Aug., 2014) 93, [[1407.1657](#)].
- [31] C. Evoli, D. Gaggero, A. Vittino, G. Di Bernardo, M. Di Mauro, A. Ligorini et al., *Cosmic-ray propagation with DRAGON2: I. numerical solver and astrophysical ingredients*, *J. Cosmology Astropart. Phys.* **2** (Feb., 2017) 015, [[1607.07886](#)].
- [32] A. M. Atoyan, F. A. Aharonian and H. J. Völk, *Electrons and positrons in the galactic cosmic rays*, *Phys. Rev. D* **52** (Sept., 1995) 3265–3275.
- [33] A. R. Bell, *The acceleration of cosmic rays in shock fronts. I*, *MNRAS* **182** (Jan., 1978) 147–156.
- [34] A. R. Bell, *The acceleration of cosmic rays in shock fronts. II*, *MNRAS* **182** (Feb., 1978) 443–455.
- [35] R. Blandford and D. Eichler, *Particle acceleration at astrophysical shocks: A theory of cosmic ray origin*, *Phys. Rep.* **154** (Oct., 1987) 1–75.
- [36] A. W. Strong, I. V. Moskalenko and V. S. Ptuskin, *Cosmic-Ray Propagation and Interactions in the Galaxy*, *Annual Review of Nuclear and Particle Science* **57** (Nov., 2007) 285–327,

[[astro-ph/0701517](#)].

- [37] A. W. Strong, I. V. Moskalenko, O. Reimer, S. Digel and R. Diehl, *The distribution of cosmic-ray sources in the Galaxy, γ -rays and the gradient in the CO-to-H₂ relation*, *A&A* **422** (July, 2004) L47–L50, [[astro-ph/0405275](#)].
- [38] M. S. Pshirkov, P. G. Tinyakov, P. P. Kronberg and K. J. Newton-McGee, *Deriving the Global Structure of the Galactic Magnetic Field from Faraday Rotation Measures of Extragalactic Sources*, *ApJ* **738** (Sept., 2011) 192, [[1103.0814](#)].
- [39] G. di Bernardo, C. Evoli, D. Gaggero, D. Grasso, L. Maccione and M. N. Mazziotta, *Implications of the cosmic ray electron spectrum and anisotropy measured with Fermi-LAT*, *Astroparticle Physics* **34** (Feb., 2011) 528–538, [[1010.0174](#)].
- [40] O. Adriani, G. C. Barbarino, G. A. Bazilevskaya, R. Bellotti, M. Boezio, E. A. Bogomolov et al., *Measurement of Boron and Carbon Fluxes in Cosmic Rays with the PAMELA Experiment*, *ApJ* **791** (Aug., 2014) 93, [[1407.1657](#)].
- [41] A. W. Strong and I. V. Moskalenko, *Propagation of Cosmic-Ray Nucleons in the Galaxy*, *ApJ* **509** (Dec., 1998) 212–228, [[astro-ph/9807150](#)].
- [42] A. Castellina and F. Donato, *Diffusion coefficient and acceleration spectrum from direct measurements of charged cosmic ray nuclei*, *Astroparticle Physics* **24** (Sept., 2005) 146–159, [[astro-ph/0504149](#)].
- [43] L. J. Gleeson and W. I. Axford, *Solar Modulation of Galactic Cosmic Rays*, *ApJ* **154** (Dec., 1968) 1011.
- [44] D. R. Lorimer, A. J. Faulkner, A. G. Lyne, R. N. Manchester, M. Kramer, M. A. McLaughlin et al., *The Parkes Multibeam Pulsar Survey - VI. Discovery and timing of 142 pulsars and a Galactic population analysis*, *MNRAS* **372** (Oct., 2006) 777–800, [[astro-ph/0607640](#)].
- [45] A. W. Strong, E. Orlando and T. R. Jaffe, *The interstellar cosmic-ray electron spectrum from synchrotron radiation and direct measurements*, *A&A* **534** (Oct., 2011) A54, [[1108.4822](#)].
- [46] D. Maurin, F. Melot and R. Taillet, *A database of charged cosmic rays*, *A&A* **569** (Sept., 2014) A32, [[1302.5525](#)].
- [47] O. Adriani, G. C. Barbarino, G. A. Bazilevskaya, R. Bellotti, M. Boezio, E. A. Bogomolov et al., *PAMELA Measurements of Cosmic-Ray Proton and Helium Spectra*, *Science* **332** (Apr., 2011) 69, [[1103.4055](#)].
- [48] M. Aguilar, D. Aisa, B. Alpat, A. Alvino, G. Ambrosi, K. Andeen et al., *Precision Measurement of the Proton Flux in Primary Cosmic Rays from Rigidity 1 GV to 1.8 TV with the Alpha Magnetic Spectrometer on the International Space Station*, *Physical Review Letters* **114** (May, 2015) 171103.
- [49] M. Aguilar, D. Aisa, B. Alpat, A. Alvino, G. Ambrosi, K. Andeen et al., *Precision Measurement of the Helium Flux in Primary Cosmic Rays of Rigidities 1.9 GV to 3 TV with the Alpha Magnetic Spectrometer on the International Space Station*, *Physical Review Letters* **115** (Nov., 2015) 211101.
- [50] K. S. Cheng, C. Ho and M. Ruderman, *Energetic radiation from rapidly spinning pulsars. I - Outer magnetosphere gaps. II - VELA and Crab*, *ApJ* **300** (Jan., 1986) 500–539.
- [51] M. G. Baring, *High-energy emission from pulsars: the polar cap scenario*, *Advances in Space Research* **33** (2004) 552–560, [[astro-ph/0308296](#)].
- [52] P. Blasi and E. Amato, *Positrons from pulsar winds*, *Astrophysics and Space Science Proceedings* **21** (2011) 624, [[1007.4745](#)].
- [53] I. Büsching, O. C. de Jager, M. S. Potgieter and C. Venter, *A Cosmic-Ray Positron Anisotropy due to Two Middle-Aged, Nearby Pulsars?*, *ApJ* **678** (May, 2008) L39, [[0804.0220](#)].

- [54] J. P. W. Verbiest, J. M. Weisberg, A. A. Chael, K. J. Lee and D. R. Lorimer, *On Pulsar Distance Measurements and Their Uncertainties*, *ApJ* **755** (Aug., 2012) 39, [[1206.0428](#)].
- [55] R. P. Mignani, G. G. Pavlov and O. Kargaltsev, *Optical-Ultraviolet Spectrum and Proper Motion of the Middle-aged Pulsar B1055-52*, *ApJ* **720** (Sept., 2010) 1635–1643, [[1007.2940](#)].
- [56] R. E. Lingefelter, *Pulsars and Local Cosmic Ray Prehistory*, *Nature* **224** (Dec., 1969) 1182–1186.
- [57] G. R. Blumenthal and R. J. Gould, *Bremsstrahlung, Synchrotron Radiation, and Compton Scattering of High-Energy Electrons Traversing Dilute Gases*, *Reviews of Modern Physics* **42** (1970) 237–271.
- [58] T. Kobayashi, Y. Komori, K. Yoshida and J. Nishimura, *The Most Likely Sources of High-Energy Cosmic-Ray Electrons in Supernova Remnants*, *ApJ* **601** (Jan., 2004) 340–351, [[astro-ph/0308470](#)].
- [59] V. S. Berezhinskii, S. V. Bulanov, V. A. Dogiel and V. S. Ptuskin, *Astrophysics of cosmic rays*. 1990.
- [60] C. S. Shen, *Pulsars and Very High-Energy Cosmic-Ray Electrons*, *ApJ* **162** (Dec., 1970) L181.
- [61] S. Profumo, *Dissecting cosmic-ray electron-positron data with Occam’s razor: the role of known pulsars*, *Central European Journal of Physics* **10** (Feb., 2012) 1–31, [[0812.4457](#)].
- [62] D. Malyshev, I. Cholis and J. Gelfand, *Pulsars versus dark matter interpretation of ATIC/PAMELA*, *Phys. Rev. D* **80** (Sept., 2009) 063005, [[0903.1310](#)].
- [63] D. Grasso, S. Profumo, A. W. Strong, L. Baldini, R. Bellazzini, E. D. Bloom et al., *On possible interpretations of the high energy electron-positron spectrum measured by the Fermi Large Area Telescope*, *Astroparticle Physics* **32** (Sept., 2009) 140–151, [[0905.0636](#)].
- [64] M. Aguilar, D. Aisa, A. Alvino, G. Ambrosi, K. Andeen, L. Arruda et al., *Electron and Positron Fluxes in Primary Cosmic Rays Measured with the Alpha Magnetic Spectrometer on the International Space Station*, *Physical Review Letters* **113** (Sept., 2014) 121102.
- [65] O. Adriani, G. C. Barbarino, G. A. Bazilevskaya, R. Bellotti, A. Bianco, M. Boezio et al., *Cosmic-Ray Positron Energy Spectrum Measured by PAMELA*, *Physical Review Letters* **111** (Aug., 2013) 081102, [[1308.0133](#)].
- [66] L. Accardo, M. Aguilar, D. Aisa, A. Alvino, G. Ambrosi, K. Andeen et al., *High Statistics Measurement of the Positron Fraction in Primary Cosmic Rays of 0.5-500 GeV with the Alpha Magnetic Spectrometer on the International Space Station*, *Physical Review Letters* **113** (Sept., 2014) 121101.
- [67] M. Ackermann, M. Ajello, W. B. Atwood, L. Baldini, J. Ballet, G. Barbiellini et al., *Searches for cosmic-ray electron anisotropies with the Fermi Large Area Telescope*, *Phys. Rev. D* **82** (Nov., 2010) 092003, [[1008.5119](#)].
- [68] M. Di Mauro, S. Manconi, A. Vittino, F. Donato, N. Fornengo, L. Baldini et al., *Theoretical interpretation of Pass 8 Fermi-LAT $e^+ + e^-$ data*, *ArXiv e-prints* (Mar., 2017) , [[1703.00460](#)].
- [69] D. Gaggero, L. Maccione, D. Grasso, G. Di Bernardo and C. Evoli, *PAMELA and AMS-02 e^+ and e^- spectra are reproduced by three-dimensional cosmic-ray modeling*, *Phys. Rev. D* **89** (Apr., 2014) 083007, [[1311.5575](#)].
- [70] V. V. Usov, *High-frequency emission of X-ray pulsar 1E 2259+586*, *ApJ* **410** (June, 1993) 761–763.
- [71] J. Liebert, P. Bergeron and J. B. Holberg, *The True Incidence of Magnetism Among Field White Dwarfs*, *AJ* **125** (Jan., 2003) 348–353, [[astro-ph/0210319](#)].
- [72] K. Kashiyama, K. Ioka and N. Kawanaka, *White dwarf pulsars as possible cosmic ray electron-positron factories*, *Phys. Rev. D* **83** (Jan., 2011) 023002, [[1009.1141](#)].

- [73] A. A. Abdo, M. Ackermann, M. Ajello, W. B. Atwood, L. Baldini, J. Ballet et al., *Gamma-Ray Emission Concurrent with the Nova in the Symbiotic Binary V407 Cygni*, *Science* **329** (Aug., 2010) 817–821, [[1008.3912](#)].
- [74] S. Razzaque, P. Jean and O. Mena, *High energy neutrinos from novae in symbiotic binaries: The case of V407 Cygni*, *Phys. Rev. D* **82** (Dec., 2010) 123012, [[1008.5193](#)].
- [75] B. D. Metzger, D. Caprioli, I. Vurm, A. M. Beloborodov, I. Bartos and A. Vlasov, *Novae as Tevatrons: prospects for CTA and IceCube*, *MNRAS* **457** (Apr., 2016) 1786–1795, [[1510.07639](#)].