

Microscopic Theory of Spin Toroidization in Periodic Crystals

Yang Gao,¹ David Vanderbilt,² and Di Xiao¹

¹*Department of Physics, Carnegie Mellon University, Pittsburgh, PA 15213, USA*

²*Department of Physics and Astronomy, Rutgers University, Piscataway, New Jersey 08854-8019, USA*
(Dated: April 9, 2018)

Using the semiclassical theory of electron dynamics, we derive a gauge-invariant expression for the spin toroidization in a periodical crystal. We show that the spin toroidization is comprised of two contributions: one is due to the configuration of a classical spin array, while the other comes from the coordinate shift of the electron as spin carrier in response to the inhomogeneous magnetic field. We then establish a direct and elegant relation between our spin toroidization and the antisymmetric magnetoelectric polarizability in insulators. Finally, we demonstrate our spin toroidization in a tight-binding model and show that it is a genuine bulk quantity.

There has been continuous interest in toroidal moments in crystals [1–4], mainly due to their intriguing role in various magnetoelectric effects [5–11]. A toroidal moment is generally associated with a vortex-like structure of magnetic moments. Its spontaneous ordering characterizes a ferrotoroidal state that may exhibit a non-vanishing magnetoelectric effect. The density of the toroidal moment, called toroidization, also constitutes an essential building block in the free energy expansion in inhomogeneous fields. However, despite its importance, a microscopic theory of the toroidization based on quantum mechanical wave functions is still missing.

In crystals the toroidization can arise from two sources, the orbital and spin moments. Here we will focus only on the contribution from spins [12]. By treating the spins as classical vectors, it has been proposed that the spin toroidization can be written as [3, 4]

$$\mathcal{T} = \frac{g\mu_B}{2\hbar V} \sum_i \mathbf{r}_i \times \mathbf{s}_i, \quad (1)$$

where g is the gyromagnetic factor, μ_B is the Bohr magneton, \mathbf{r}_i and \mathbf{s}_i are the position and spin of each lattice site, and V is the volume of the sample. There is also a recent attempt to obtain a microscopic theory of the spin toroidization by treating \mathbf{r} and \mathbf{s} as operators and directly evaluating the expectation of Eq. (1) using Wannier functions [13]. However, the resulting expression is not gauge-invariant.

In this work, we develop a quantum theory of spin toroidization in crystals. Using the semiclassical theory of electron dynamics [14, 15], we obtain a gauge-invariant expression for the spin toroidization in terms of bulk Bloch functions, which is amenable to implementation in first-principles codes. By considering the molecular insulator limit, we find that the contributions to the spin toroidization consists of two parts with clear physical interpretations: one is due to the configuration of a classical spin array, similar to Eq. (1), while the other comes from the coordinate shift of the electron as spin carrier in response to the inhomogeneous magnetic field.

Using our theory, we are able to establish a direct and elegant relation between the spin toroidization and the antisymmetric magnetoelectric polarizability in the case

of insulators [see Eq. (19)]. Such a relation is dictated by general thermodynamic principles. Finally, using a tight-binding toy model, we show that our spin toroidization is a genuine bulk quantity.

I. GENERAL FORMALISM

In this section, we first introduce the definition of the toroidization as a response function of the free energy to the derivative of the magnetic field. Then we use the semiclassical theory to derive the spin toroidization.

A. Toroidization as a response function

Our starting point is the free energy density $F(\mathbf{r})$ in an inhomogeneous magnetic field $\mathbf{B}(\mathbf{r})$. Suppose that $\mathbf{B}(\mathbf{r})$ is small and varies slowly in space. At a given point \mathbf{r} , we can perform a gradient expansion of $F(\mathbf{r})$ up to first order with respect to the derivatives of the magnetic field

$$F(\mathbf{r}) = F_0(\mathbf{r}) - \mathbf{M} \cdot \mathbf{B}(\mathbf{r}) - \mathcal{Q}_{ij} \partial_i B_j(\mathbf{r}) + \cdots, \quad (2)$$

where $F_0(\mathbf{r})$ is the free energy density at $\mathbf{B} = 0$ and \mathbf{M} is the magnetization. Here and hereafter the Einstein summation convention is implied for repeated indices. The quantity \mathcal{Q}_{ij} is the magnetic quadrupole moment density. The toroidization \mathcal{T} is the antisymmetric part of \mathcal{Q}_{ij} :

$$\mathcal{T}_k = \frac{1}{2} \epsilon_{ijk} \mathcal{Q}_{ij}, \quad (3)$$

where ϵ_{ijk} is the total antisymmetric tensor.

Based on Eq. (2), we can obtain a linear-response expression for $\mathcal{T}(\mathbf{r})$ by treating $\mathbf{B}(\mathbf{r})$ and $\nabla \times \mathbf{B}(\mathbf{r})$ as independent variables, arriving at

$$\mathcal{T}(\mathbf{r}) = - \lim_{\mathbf{B}(\mathbf{r}) \rightarrow 0} \frac{\partial F(\mathbf{r})}{\partial (\nabla \times \mathbf{B})} \Big|_{\mathbf{B}(\mathbf{r})}. \quad (4)$$

Here the subscript $\mathbf{B}(\mathbf{r})$ in taking the derivative with respect to $\nabla \times \mathbf{B}$ means that the magnetic field at the point \mathbf{r} has to be kept fixed as $\nabla \times \mathbf{B}(\mathbf{r})$ is varied.

B. Semiclassical theory of the spin toroidization

With the above definition of the toroidization, we now formulate its microscopic theory. We will focus only on the spin toroidization. Therefore, we take $\mathbf{B}(\mathbf{r})$ as the Zeeman field, which couples to the spin operator $\hat{\mathbf{s}}$. Then the full Hamiltonian can be written as

$$\hat{H}_F = \hat{H}(i\hbar\partial_{\mathbf{r}}, \mathbf{r}) - \frac{g\mu_B}{\hbar} \mathbf{B}(\mathbf{r}) \cdot \hat{\mathbf{s}}. \quad (5)$$

For definiteness we can consider the context to be that of a spinor implementation of density functional theory with spin-orbit interactions included. The first term, $\hat{H}(i\hbar\partial_{\mathbf{r}}, \mathbf{r})$, describes a perfect crystal in the absence of a Zeeman field, while the second term is inhomogeneous and breaks the translational symmetry, making it difficult to diagonalize the Hamiltonian (5) analytically. Here we take a different route by using the semiclassical theory of electron dynamics [14, 15], which is designed to study Bloch electrons subject to perturbations varying slowly in space.

In the spirit of the semiclassical theory, each Bloch electron responds to the external Zeeman field in the form of a wave packet, which has a specified center of mass position \mathbf{r}_c and momentum \mathbf{k}_c . To construct the wave packet, we make a local approximation and assume that the system can be described by a set of local Hamiltonians $\hat{H}_c[\mathbf{B}(\mathbf{r}_c)] = \hat{H}(i\hbar\partial_{\mathbf{r}}, \mathbf{r}) - (g\mu_B/\hbar)\mathbf{B}(\mathbf{r}_c) \cdot \hat{\mathbf{s}}$. Since \hat{H}_c respects the lattice translational symmetry, its eigenstate has the form of a Bloch function $e^{i\mathbf{k} \cdot \mathbf{r}} |\tilde{u}_n(\mathbf{k}, \mathbf{B}(\mathbf{r}_c))\rangle$ with the eigenenergy $\tilde{\varepsilon}(\mathbf{k}_c, \mathbf{B}(\mathbf{r}_c))$, where n is the band index. In the limit $\mathbf{B}(\mathbf{r}_c) \rightarrow 0$, $|\tilde{u}_n(\mathbf{k}, \mathbf{B}(\mathbf{r}_c))\rangle$ reduces to $|u_n(\mathbf{k})\rangle$, the periodic part of the Bloch function of \hat{H} , and $\tilde{\varepsilon}_n(\mathbf{k}_c, \mathbf{B}(\mathbf{r}_c))$ reduces to $\varepsilon_n(\mathbf{k}_c)$, the eigenenergy of the unperturbed Hamiltonian \hat{H} . For simplicity, we hereafter drop the argument of $|\tilde{u}_n\rangle$, $|u_n\rangle$, $\tilde{\varepsilon}_n$ and ε_n . For illustrative purposes, we consider a single band with index 0, and the wave packet is thus the superposition of $e^{i\mathbf{k} \cdot \mathbf{r}} |\tilde{u}_0\rangle$.

The wave-packet dynamics can be properly formulated as a set of semiclassical equations of motion in the phase space spanned by \mathbf{r}_c and \mathbf{k}_c [14, 15]. The spatial inhomogeneity of $\mathbf{B}(\mathbf{r})$ introduces two essential ingredients for the purpose of evaluating the spin toroidization in Eq. (4). First, the phase space density of states \mathcal{D} is modified. It has the form [16] (see also Sec. VI.B of Ref. 15)

$$\mathcal{D}(\mathbf{r}_c, \mathbf{k}_c) = 1 + \text{Tr}(\Omega_{\mathbf{k}, \mathbf{r}}), \quad (6)$$

where

$$(\Omega_{\mathbf{k}, \mathbf{r}})_{ij} = -2 \text{Im} \langle \partial_{k_{ci}} \tilde{u}_0 | \partial_{r_{cj}} \tilde{u}_0 \rangle \quad (7)$$

is the mixed Berry curvature between the real and momentum space. This modified density of states has been applied to derive the polarization in inhomogeneous crystals [17]. Secondly, the band energy $\tilde{\varepsilon}$ is also affected by

the spatial inhomogeneity [14]

$$\varepsilon'_0 = \tilde{\varepsilon}_0 + \text{Im} \langle \partial_{k_{ci}} \tilde{u}_0 | (\tilde{\varepsilon}_0 - \hat{H}_c) | \partial_{r_{ci}} \tilde{u}_0 \rangle. \quad (8)$$

With the above two ingredients we are ready to evaluate the free energy density F . For simplicity we set $T = 0$. The free energy density is given by $F = \int \frac{d\mathbf{k}_c}{(2\pi)^3} \mathcal{D}(\mathbf{r}_c, \mathbf{k}_c) (\varepsilon'_0 - \mu) \Theta(\mu - \varepsilon'_0)$, where Θ is the Heaviside function. At first order with respect to the derivative of \mathbf{B} , the correction to the free energy density is

$$\delta F = - \int^\mu \frac{d\mathbf{k}_c}{(2\pi)^3} \text{Im} \langle \partial_{k_{ci}} \tilde{u}_0 | (\tilde{\varepsilon}_0 + \hat{H}_c - 2\mu) | \partial_{r_{ci}} \tilde{u}_0 \rangle. \quad (9)$$

Here the upper limit μ means that the integration is taken up to $\varepsilon_0 = \mu$.

The toroidization defined in Eq. (4) can be obtained from the above free-energy correction. Since $|\tilde{u}_0\rangle$ depends on \mathbf{r}_c through \mathbf{B} , we make the substitution $\partial_{r_{ci}} |\tilde{u}_0\rangle = \partial_{r_{ci}} B_\ell \partial_{B_\ell} |\tilde{u}_0\rangle$. We then collect terms involving the antisymmetric part of $\partial_{r_{ci}} B_\ell$ and take the derivative as in Eq. (4). The final expression is

$$\mathcal{T} = \frac{1}{2} \int^\mu \frac{d\mathbf{k}}{(2\pi)^3} \text{Im} \langle \partial_{\mathbf{k}} \tilde{u}_0 | \times (\tilde{\varepsilon}_0 + \hat{H}_c - 2\mu) | \partial_{\mathbf{B}} \tilde{u}_0 \rangle \Big|_{\mathbf{B} \rightarrow 0}. \quad (10)$$

Here and hereafter we drop the subscript c of \mathbf{k}_c . Note that Eq. (10) can be straightforwardly generalized to the multiband case by summing over all occupied states [see Eq. (A10)], but we continue to focus on the single-band case here.

The structural similarity between Eq. (10) and the orbital magnetization formula [16, 18–20] is striking. In fact, by making the substitution $\partial_{\mathbf{B}} \rightarrow \partial_{\mathbf{k}}$, Eq. (10) exactly coincides with the expression of the orbital magnetization. This similarity has its root in the nature of spin toroidization and orbital magnetization: they both measure the moment of some observable, which is spin for spin toroidization and velocity for orbital magnetization.

Equation (10) can be cast in a form involving only unperturbed Bloch states $|u_0\rangle$ instead of $|\tilde{u}_0\rangle$. Using the perturbation theory, up to the first order in the Zeeman field we have

$$|\tilde{u}_0\rangle = |u_0\rangle - \frac{g\mu_B}{\hbar} \sum_{n \neq 0} \frac{\mathbf{B} \cdot \mathbf{s}_{n0}}{\varepsilon_0 - \varepsilon_n} |u_n\rangle. \quad (11)$$

Then Eq. (10) can be rewritten as

$$\mathcal{T} = - \frac{g\mu_B}{2} \sum_{n \neq 0} \int^\mu \frac{d\mathbf{k}}{(2\pi)^3} (\varepsilon_0 + \varepsilon_n - 2\mu) \frac{\text{Im}(\mathbf{v}_{0n} \times \mathbf{s}_{n0})}{(\varepsilon_0 - \varepsilon_n)^2}, \quad (12)$$

where $\mathbf{v}_{0n} = \langle u_0 | \hat{\mathbf{v}} | u_n \rangle$ and $\mathbf{s}_{n0} = \langle u_n | \hat{\mathbf{s}} | u_0 \rangle$ are the interband elements of the velocity and spin operators, respectively. Both Eq. (10) and (12) are amenable to implementation in a first-principles calculation. To further check the validity of our result, we have also carried out a linear response calculation (see Appendix A for details),

similar to the derivation of the orbital magnetization in Ref. 20, and obtained the same result.

We comment that in general the spin magnetic quadrupole moment density can be obtained in a similar way. The result reads

$$\mathcal{Q}_{ij} = -g\mu_B \sum_{n \neq 0} \int^\mu \frac{d\mathbf{k}}{(2\pi)^3} (\varepsilon_0 + \varepsilon_n - 2\mu) \frac{\text{Im}[(v_i)_{0n}(s_j)_{n0}]}{(\varepsilon_0 - \varepsilon_n)^2}. \quad (13)$$

One can easily check that \mathcal{T} and \mathcal{Q}_{ij} satisfy Eq. (3).

It is clear that our expression (12) for the spin toroidization is gauge-invariant since it does not change if an arbitrary phase factor is applied to $|u_n\rangle$. As a consequence, the spin toroidization does not have any quantum of uncertainty, and it always vanishes for a system with either time-reversal or inversion symmetry. This is in sharp contrast to both the electric polarization [21, 22] and the previous theory of the spin toroidization [3, 13].

It is also worth mentioning that our toroidization cannot be used to predict a surface magnetization density, unlike the electric polarization, which has a definitive relation to the surface charge density [23]. This difference

can be traced to the fact that charge is conserved but spin is not.

II. INTERPRETATION OF SPIN TOROIDIZATION

In this section, we explore the physical meaning of the spin toroidization in the Wannier representation and discuss the difference between our result and the classical definition of spin toroidization in Eq. (1). Finally, we show that the spin toroidization can be directly related to the spin magnetoelectric polarizability.

A. Molecular Insulator Limit

To shed light on the physical meaning of the spin toroidization in Eq. (10), we rewrite it for an insulator using the Wannier function representation. We label the Wannier function defined from the local Hamiltonian \hat{H}_c by $|w_0(\mathbf{R}, \mathbf{B})\rangle$, with 0 being the band index and \mathbf{R} being the lattice site. In this representation Eq. (10) becomes (see Appendix B for details)

$$\begin{aligned} \mathcal{T} = & \frac{1}{V_{\text{cell}}} \text{Re} \langle w_0(\mathbf{B}) | \mathbf{r} (\hat{H}_c - \mu) \times \partial_{\mathbf{B}} | w_0(\mathbf{B}) \rangle \Big|_{\mathbf{B} \rightarrow 0} - \frac{g\mu_B}{2\hbar V_{\text{cell}}} \langle w_0(\mathbf{B}) | \mathbf{r} \times \hat{\mathbf{s}} | w_0(\mathbf{B}) \rangle \Big|_{\mathbf{B} \rightarrow 0} \\ & - \frac{g\mu_B}{2\hbar V_{\text{cell}}} \sum_{\mathbf{R}} \langle w_0(\mathbf{B}) | \mathbf{r} | w_0(\mathbf{R}, \mathbf{B}) \rangle \Big|_{\mathbf{B} \rightarrow 0} \times \langle w_0(\mathbf{R}, \mathbf{B}) | \hat{\mathbf{s}} | w_0(\mathbf{B}) \rangle \Big|_{\mathbf{B} \rightarrow 0}, \end{aligned} \quad (14)$$

where $|w_0(\mathbf{B})\rangle = |w_0(\mathbf{R}, \mathbf{B})\rangle$ with $\mathbf{R} = 0$, and V_{cell} is the unit cell volume.

The meaning of Eq. (14) can be clarified further by taking the molecular insulator limit. Since the spin toroidal moment arises from a vortex-like arrangement of spins, there must be multiple atoms in a unit cell, which we call a molecule. The molecular insulator limit is then taken by letting the distance between neighboring molecules go to infinity while the relative structure of each molecule is unchanged. In this limit, $|w_0(\mathbf{R}, \mathbf{B})\rangle$ is just the energy eigenstate of the molecule, translated to sit in cell \mathbf{R} . We will further assume that the system respects the combined time reversal and inversion symmetry such that $\langle w_0 | \hat{\mathbf{s}} | w_0 \rangle$ vanishes.

In the molecular insulator limit Eq. (14) consists of two parts (see Appendix C for details). The first part is

$$\mathcal{T}_1 = \frac{g\mu_B}{2\hbar V_{\text{cell}}} \langle w_0(\mathbf{B}) | \mathbf{r} \times \hat{\mathbf{s}} | w_0(\mathbf{B}) \rangle \Big|_{\mathbf{B} \rightarrow 0}. \quad (15)$$

It is clear that this term is due to the configuration of an array of classical spins, similar to the equation appearing as Eq. (1) in the classical picture. The second part,

coming from the modified density of states, is

$$\mathcal{T}_2 = -\frac{1}{2V_{\text{cell}}} (\varepsilon_0 - \mu) (\partial_{\mathbf{B}} \times \bar{\mathbf{r}}) \Big|_{\mathbf{B} \rightarrow 0}, \quad (16)$$

where ε_0 refers to the molecular electronic energy levels and $\bar{\mathbf{r}} = \langle w_0(\mathbf{B}) | \mathbf{r} | w_0(\mathbf{B}) \rangle$ is the electron position under the external Zeeman field. Here $\varepsilon_0 - \mu$ is the free energy for state 0.

The \mathcal{T}_2 term can be intuitively understood as follows. In the spirit of the molecular insulator limit, if each molecule is simply a cluster of classical spins, under an inhomogeneous magnetic field the spins on each site can rotate but cannot move. However, the spins are carried by electrons, and the inhomogeneous Zeeman field will exert a spin force on the electron. Therefore, the electron will shift to a new equilibrium position due to the balance between the spin force and the restoring force that binds electrons to ions. The corresponding energy change gives rise to \mathcal{T}_2 . In a semiclassical picture, $\partial_{\mathbf{B}} \times \bar{\mathbf{r}}$ counts the change of the number of electronic states within a volume element located at \mathbf{r} .

Equation (16) also provides a strong hint connecting the toroidization with the magnetoelectric polarizability. Taking the derivative with respect to μ in Eq. (16) yields

$(1/2V_{\text{cell}})\partial_{\mathbf{B}} \times \bar{\mathbf{r}}$. Since $\bar{\mathbf{r}}$ is proportional to the electric polarization, its derivative with respect to the Zeeman field \mathbf{B} is exactly the magnetoelectric polarizability. We show below that this is a general relation born out from our theory.

B. Connection to magnetoelectric polarizability

It is well known that the toroidization and the antisymmetric part of the magnetoelectric polarizability transform in the same way under symmetry operations [4]. However, an explicit relation between these two quantities has not previously been identified. Here we show that for an insulator, the spin toroidization admits a direct and elegant connection to the spin magnetoelectric polarizability.

According to the modern theory of polarization [21, 22], as we vary the j -th component of the Zeeman field, the change of the polarization is given by

$$\Delta P_i = e \int \frac{d\mathbf{k} dB_j}{(2\pi)^3} \text{Im} \langle \partial_{k_i} \tilde{u}_0 | \partial_{B_j} \tilde{u}_0 \rangle. \quad (17)$$

Therefore, the magnetoelectric polarizability has the form [24]

$$\alpha_{ij} = \left. \frac{\partial P_i}{\partial B_j} \right|_{\mathbf{B} \rightarrow 0} = e \int \frac{d\mathbf{k}}{(2\pi)^3} \text{Im} \langle \partial_{k_i} \tilde{u}_0 | \partial_{B_j} \tilde{u}_0 \rangle \Big|_{\mathbf{B} \rightarrow 0}. \quad (18)$$

On the other hand, note that for an insulator the Fermi-surface contribution to \mathcal{T} vanishes. If we take the derivative of Eq. (10) with respect to μ , we find the desired connection

$$e \frac{\partial \mathcal{T}_k}{\partial \mu} = -\frac{1}{2} \epsilon_{ijk} \alpha_{ij}, \quad (19)$$

where ϵ_{ijk} is the Levi-Civita symbol.

There is a heuristic derivation of the relation (19). Equation (2) suggests that the differential form of the free energy is $dF = -\mathcal{T} \cdot d(\nabla \times \mathbf{B}) - \rho d\mu$, where ρ is the particle density. We can then obtain via the Maxwell relation

$$\frac{\partial \mathcal{T}_i}{\partial \mu} = \frac{\partial \rho}{\partial (\nabla \times \mathbf{B})_i}. \quad (20)$$

For a given point \mathbf{r} , we write $\mathbf{B} = (1/2)\mathbf{h} \times \mathbf{r}$ such that $\nabla \times \mathbf{B} = \mathbf{h}$ and \mathbf{B} vanishes exactly at \mathbf{r} . This choice ensures that $\partial_i B_j$ only has the antisymmetric component. On the other hand, the application of an inhomogeneous Zeeman field $\mathbf{B}(\mathbf{r})$ will induce an inhomogeneous polarization $\mathbf{P}(\mathbf{r})$, which in turn leads to a charge density change, i.e.,

$$e\rho = \nabla \cdot \mathbf{P} = \partial_i (\alpha_{ij} B_j) = \frac{1}{2} \epsilon_{ijk} \alpha_{ij} h_k. \quad (21)$$

Combining Eq. (20) and (21) then yields Eq. (19).

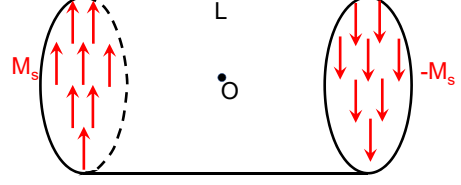


FIG. 1. Sample with non-zero surface magnetization. Red arrows show the direction of the surface magnetization on the left and right surfaces.

In fact, similar relation exists between the spin magnetic quadrupole moment density Q_{ij} and each component of the spin magnetoelectric polarizability. Using similar derivations, one can find that

$$e \frac{\partial Q_{ij}}{\partial \mu} = -\alpha_{ij}. \quad (22)$$

This relation is also implied from Eq. (19) based on the definition (3).

We note that the above argument is thermodynamic in nature and does not depend on microscopic details. Therefore, it is valid for any physical systems, and also for orbital toroidization, where the Zeeman field \mathbf{B} is replaced by a magnetic field.

III. SPIN TOROIDIZATION AS A BULK QUANTITY

For a response function to reflect the bulk properties of the sample, it is essential that the response function has a valid thermodynamics limit, i.e., it has a well-defined limit as the sample size grows to infinity. This is well illustrated in the modern theory of electric polarization and orbital magnetization [18–23, 25, 26].

However, the spin toroidization in Eq. (1) in the classical picture is not a bulk quantity. To show this, we consider the bulk sample in Fig. 1, which has uniform but opposite surface magnetization on the left and right surfaces. We choose the origin to be the center of the sample and label the left and right surface magnetization, the surface area, and the distance between two surfaces by M_s , $-M_s$, S , and L , respectively. Then from Eq. (1), the contribution from the surface reads $g\mu_B/2[(L/2)SM_s/V + (L/2)SM_s/V] = g\mu_B M_s/2$, which obviously does not vanish as $V \rightarrow \infty$. Moreover, this contribution can point to any direction as the direction of the surface magnetization varies.

In comparison, our spin toroidization in Eq. (10) is indeed a genuine bulk quantity. In the following, we demonstrate this point by studying a toy model.

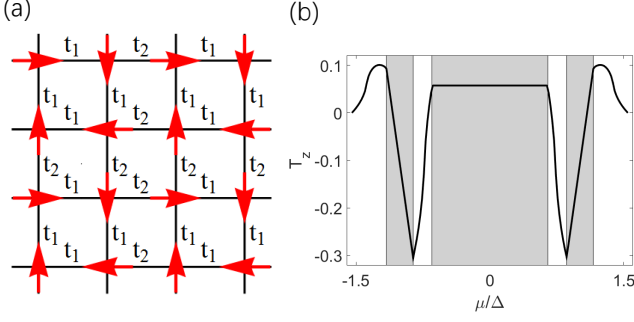


FIG. 2. Spin toroidization of a tight-binding model. Panel (a) is part of a periodic crystal. t_1 and t_2 is the nearest neighbour hopping strength. The red arrow on each lattice site indicates the direction of the local exchange field. The lattice constant is $a/2$. Panel (b) is the calculated spin toroidization (in units of $g\mu_B/4a$) as a function of the chemical potential. The shaded areas correspond to energy gaps. The parameters are chosen as follows: $t_1 = 0.3\Delta$ and $t_2 = 0.15\Delta$.

A. Toy model

We consider the model Hamiltonian

$$\hat{H}_{\text{TB}} = -\Delta \sum_i \mathbf{n}_i \cdot \boldsymbol{\sigma}_{\alpha\beta} c_{i\alpha}^\dagger c_{i\beta} + \sum_{\langle i,j \rangle} t_{ij} c_{i\alpha}^\dagger c_{j\alpha}, \quad (23)$$

where Δ is the local exchange field, \mathbf{n}_i is the exchange field direction, α and β label the spin components, and t_{ij} is the spin-independent nearest neighbor hopping strength alternating between t_1 and t_2 as shown in Fig. 2a.

Since $\boldsymbol{\mathcal{T}}$ transforms as a vector, it is useful to first analyze the symmetry of this system. The system has a 4-fold rotational symmetry about the vertical axis. Therefore, the toroidization cannot have any in-plane component. Moreover, if $t_1 = t_2$, the system also respects the combined symmetry of the mirror operation σ_h (i.e., $z \rightarrow -z$) followed by a translation across the diagonal direction. This requires that the out-of-plane component of the toroidization vanishes. Both results have been verified in our numerical calculations. We thus focus on the case $t_1 \neq t_2$ for which an out-of-plane toroidization is expected.

Figure 2b shows the toroidization calculated from Eq. (10) as a function of the chemical potential. The system has four bands separated by three global band gaps, and each band is doubly degenerate. The curve is symmetric with respect to $\mu = 0$ because of the particle-hole symmetry of our model. When the chemical potential falls inside the lowest and highest gap region, the toroidization varies linearly, and we confirm that its slope coincides with the magnetoelectric polarizability, consistent with our Eq. (19). When the chemical potential falls inside the middle gap region, the toroidization is a nonzero constant while the magnetoelectric polarizability vanishes, in accordance with the particle-hole symmetry.

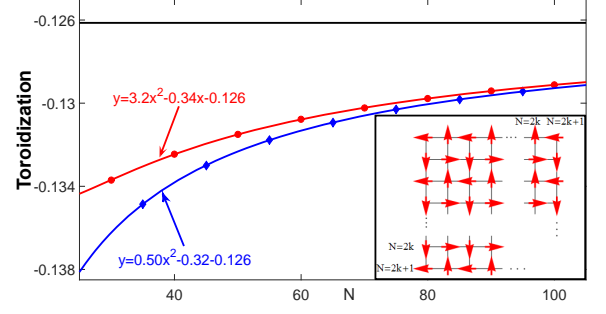


FIG. 3. Toroidization in the bulk and in finite samples for $\mu = -0.9\Delta$ (inside the band gap). The horizontal axis is the number of lattice sites N on one edge; the vertical axis is the toroidization in units of $g\mu_B/4a$. The black line is the bulk value. The red and blue symbols are the finite-sample results for the toroidization, and their quadratic fittings based on Eq. (25) are displayed as the red and blue curves respectively. In the two equations, x has the meaning of $1/N$. The inset illustrates the local exchange order in the finite sample, from which the hoppings can be derived via Fig. 2(a).

Our toy model thus represents an interesting scenario with a vanishing magnetoelectric polarizability but a finite spin toroidization when the Fermi energy is in the middle gap.

B. Irrelevance of the boundary

Now we consider a finite sample with the model Hamiltonian in Eq. (23) using open boundary conditions. We label the n -th eigenstate by E_n and the corresponding wave function by $|\psi_n\rangle$. Eq. (12) reduces to

$$\boldsymbol{\mathcal{T}} = - \sum_{m,n} \frac{E_m + E_n - 2\mu}{E_m - E_n} (\langle \psi_m | \mathbf{r} | \psi_n \rangle \times \langle \psi_n | \boldsymbol{\sigma} | \psi_m \rangle + \text{c.c.}), \quad (24)$$

where m labels occupied states and n labels unoccupied states, and $\boldsymbol{\mathcal{T}}$ is in units of $g\mu_B/4S$ with S being the area of the sample.

The finite-sample value of the spin toroidization is calculated based on Eq. (24) and plotted in Fig. 3. The bulk value is -0.126 in units of $g\mu_B/4a$ and is displayed as the straight black line in Fig. 3. The red dots and blue diamonds are the finite-sample results with an even and odd number of lattice sites along the sample edge respectively. They fall on different curves due to the different surface terminations as shown in the inset. For large N , the finite-sample results should asymptotically satisfy [19]

$$\boldsymbol{\mathcal{T}} = \boldsymbol{\mathcal{T}}_{\text{bulk}} + \frac{a_1}{N} + \frac{a_2}{N^2} \quad (25)$$

where $\boldsymbol{\mathcal{T}}_{\text{bulk}}$ is the bulk value. The second and third terms are due to the edge and corner contributions respectively. We find that the red and blue dots indeed fit Eq. (25) very well. This clearly demonstrates that our spin toroidization in Eq. (10) and (12) is a genuine bulk property.

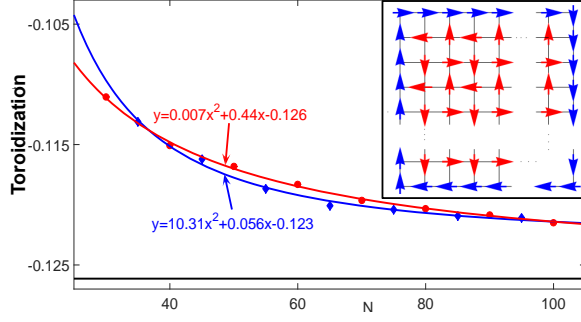


FIG. 4. Toroidization for finite samples with surface perturbation. The axes and symbols have the same meaning as in Fig. 3. The inset shows the configuration of the finite sample. The layer with blue arrows is the additional perturbing layer. Here the original sample with red arrows has even N along each edge. The odd N case can be constructed in the same way. The hopping strength between the perturbation layer and the original sample is derived based on the known hopping strengths in the original sample in such a way that t_{ij} still alternates between t_1 and t_2 for the whole sample.

To further demonstrate the irrelevance of the boundary condition, we rotate the spin direction on the surface of our finite sample as shown in the inset of Fig. 4. This type of perturbation obviously contributes to Eq. (1) in the thermodynamic limit. In Fig. 4, we plot the calculated spin toroidization based on Eq. (12) for this type of finite samples. We find that although the toroidizations

of finite samples are changed by the surface perturbation, they still follow the asymptotic rule in Eq. (25) very well and converge to the same bulk value.

IV. SUMMARY

In this work, we develop a quantum theory of spin toroidization in crystals. Using the semiclassical theory of electron dynamics, we obtain a gauge-invariant expression for the spin toroidization in terms of bulk Bloch functions that is amenable to implementation in first-principles codes. Using our theory, we are able to establish a direct and elegant relation between the spin toroidization and the antisymmetric magnetoelectric polarizability in the case of insulators, as dictated by general thermodynamic principles. Finally, using a tight-binding toy model, we show that our spin toroidization is a genuine bulk quantity.

ACKNOWLEDGMENTS

This work is supported by the Department of Energy, Basic Energy Sciences, Materials Sciences and Engineering Division, Grant No. DE-SC0012509 (Y.G. and D.X.). D.V. is supported by the National Science Foundation, Grant No. DMR-1408838.

Appendix A: Spin toroidization in linear response theory

In this section we derive the spin toroidization using linear response theory, similar to the calculation of the orbital magnetization in Ref. 20. Without loss of generality, we only calculate the z -th component of the spin toroidization.

As given by Eq. (4), the spin toroidization is the response of the free energy density to an external Zeeman field. Let us consider a Zeeman field of the following form

$$\mathbf{B} = (h/2q)(\sin(qx)\hat{y} - \sin(qy)\hat{x}), \quad (\text{A1})$$

where h is small. This Zeeman field has a curl

$$(h/2)(\cos(qx) + \cos(qy))\hat{z}, \quad (\text{A2})$$

which reduces to h in the limit $q \rightarrow 0$. Note that the symmetric part of the derivative of the Zeeman field (A1) is $\partial_x B_y + \partial_y B_x = (h/2)(\cos(qx) - \cos(qy))$, which vanishes in the limit $q \rightarrow 0$. As a result, the response of the free energy density to this Zeeman field in the limit $q \rightarrow 0$ is purely due to its curl.

At zero temperature, the free energy density reads $\hat{F} = \hat{H} - \mu\hat{N}$. With the above Zeeman field, the change in F can be divided into four parts:

$$\delta F(\mathbf{r}) = \sum_{n\mathbf{k}} (\delta f_{n\mathbf{k}}) \psi_{n\mathbf{k}}^* \hat{F}_0 \psi_{n\mathbf{k}} + f_{n\mathbf{k}} \psi_{n\mathbf{k}}^* \mathbf{B} \cdot \hat{\mathbf{s}} \psi_{n\mathbf{k}} + f_{n\mathbf{k}} (\delta \psi_{n\mathbf{k}}^* \hat{F}_0 \psi_{n\mathbf{k}} + \psi_{n\mathbf{k}}^* \hat{F}_0 \delta \psi_{n\mathbf{k}}). \quad (\text{A3})$$

Here $\psi_{n\mathbf{k}} = e^{i\mathbf{k}\cdot\mathbf{r}}|u_n(\mathbf{k})\rangle$ is the Bloch function of the unperturbed Hamiltonian \hat{H} with $\varepsilon_{n\mathbf{k}}$ being the corresponding eigenenergy, $f_{n\mathbf{k}}$ is the Fermi function, and \hat{F}_0 is the unperturbed part of the free energy density. The spin toroidization can be obtained from the appropriate Fourier component of $\delta F(\mathbf{r})$:

$$\mathcal{T}_z = -\frac{2}{Vh} \int d\mathbf{r} \delta F(\mathbf{r})(\cos(qx) + \cos(qy)). \quad (\text{A4})$$

We first calculate the contribution from the y -component of the Zeeman field. The perturbation to the wave function is

$$\delta\psi_{n\mathbf{k}} = -\frac{hg\mu_B}{4i\hbar q} \left[\sum_{n'} \frac{e^{i(\mathbf{k}+\mathbf{q})\cdot\mathbf{r}} |n'\mathbf{k}+\mathbf{q}\rangle \langle n'\mathbf{k}+\mathbf{q}|\hat{s}_y|n\mathbf{k}\rangle}{\varepsilon_{n\mathbf{k}} - \varepsilon_{n'\mathbf{k}+\mathbf{q}}} - (\mathbf{q} \rightarrow -\mathbf{q}) \right], \quad (\text{A5})$$

where $\mathbf{q} = q\hat{x}$, and $|n\mathbf{k}\rangle$ is short for $|u_n(\mathbf{k})\rangle$. Inserting this expression into Eq. (A3). We can see that the first two terms cancel each other. The last two terms read

$$\begin{aligned} \mathcal{T}_z &= \frac{g\mu_B}{4i\hbar q} \sum_{nn'\mathbf{k}} (\varepsilon_{n\mathbf{k}} - \mu) f_{n\mathbf{k}} \left(\frac{\langle n\mathbf{k}|n'\mathbf{k}+\mathbf{q}\rangle \langle n'\mathbf{k}+\mathbf{q}|\hat{s}_y|n\mathbf{k}\rangle}{\varepsilon_{n\mathbf{k}} - \varepsilon_{n'\mathbf{k}+\mathbf{q}}} - (\mathbf{q} \rightarrow -\mathbf{q}) \right) + \text{c.c.} \\ &= \frac{g\mu_B}{4i\hbar q} \sum_{nn'\mathbf{k}} [(\varepsilon_{n\mathbf{k}} - \mu) f_{n\mathbf{k}} - (\varepsilon_{n'\mathbf{k}+\mathbf{q}} - \mu) f_{n'\mathbf{k}+\mathbf{q}}] \frac{\langle n\mathbf{k}|n'\mathbf{k}+\mathbf{q}\rangle \langle n'\mathbf{k}+\mathbf{q}|\hat{s}_y|n\mathbf{k}\rangle - \text{c.c.}}{\varepsilon_{n\mathbf{k}} - \varepsilon_{n'\mathbf{k}+\mathbf{q}}} \end{aligned} \quad (\text{A6})$$

Now we take the limit $q \rightarrow 0$ in the above expression. Terms in Eq. (A6) with $n \neq n'$ reads

$$\mathcal{T}_{z1} = -\frac{g\mu_B}{4\hbar} \sum_{n \neq n', \mathbf{k}} [(\varepsilon_{n\mathbf{k}} - \mu) f_{n\mathbf{k}} - (\varepsilon_{n'\mathbf{k}} - \mu) f_{n'\mathbf{k}}] \frac{(A_x)_{nn'} (\hat{s}_y)_{n'n} + \text{c.c.}}{\varepsilon_{n\mathbf{k}} - \varepsilon_{n'\mathbf{k}}}, \quad (\text{A7})$$

where $A_{nn'} = \langle n\mathbf{k}|i\partial_{\mathbf{k}}|n'\mathbf{k}\rangle$ is the interband Berry connection and $s_{n'n} = \langle n'\mathbf{k}|\hat{s}|n\mathbf{k}\rangle$ is the interband element of the spin operator. Terms in Eq. (A6) with $n = n'$ reads

$$\begin{aligned} \mathcal{T}_{z2} &= \frac{g\mu_B}{4i\hbar} \sum_{n\mathbf{k}} f_{n\mathbf{k}} (\langle \partial_x n\mathbf{k} | s_y | n\mathbf{k} \rangle + \langle n\mathbf{k} | \partial_x | n\mathbf{k} \rangle \langle n\mathbf{k} | \hat{s}_y | n\mathbf{k} \rangle - \text{c.c.}) \\ &\quad - \frac{g\mu_B}{4i\hbar} \sum_{n\mathbf{k}} (\varepsilon_{n\mathbf{k}} - \mu) f'_{n\mathbf{k}} (\langle \partial_x n\mathbf{k} | \hat{s}_y | n\mathbf{k} \rangle - \langle n\mathbf{k} | \partial_x | n\mathbf{k} \rangle \langle n\mathbf{k} | \hat{s}_y | n\mathbf{k} \rangle - \text{c.c.}) \\ &= \frac{g\mu_B}{4\hbar} \sum_{n \neq n', \mathbf{k}} f_{n\mathbf{k}} ((A_x)_{nn'} (\hat{s}_y)_{n'n} + \text{c.c.}). \end{aligned} \quad (\text{A8})$$

Note that to obtain the last equality in the above equation, we have used the fact that at $T = 0$, $f'_{n\mathbf{k}} = \delta(\varepsilon_{n\mathbf{k}} - \mu)$. The total contribution from the y -component of the Zeeman field thus is

$$\mathcal{T}_z = \mathcal{T}_{z1} + \mathcal{T}_{z2} = -\frac{g\mu_B}{4\hbar} \sum_{n \neq n', \mathbf{k}} (\varepsilon_{n'\mathbf{k}} - \mu) \frac{f_{n\mathbf{k}} - f_{n'\mathbf{k}}}{\varepsilon_{n\mathbf{k}} - \varepsilon_{n'\mathbf{k}}} ((A_x)_{nn'} (\hat{s}_y)_{n'n} + \text{c.c.}). \quad (\text{A9})$$

We can also calculate the contribution from the x -component of the Zeeman field. The final result reads

$$\begin{aligned} \mathcal{T}_z &= -\frac{g\mu_B}{4\hbar} \sum_{n \neq n', \mathbf{k}} (\varepsilon_{n'\mathbf{k}} - \mu) \frac{f_{n\mathbf{k}} - f_{n'\mathbf{k}}}{\varepsilon_{n\mathbf{k}} - \varepsilon_{n'\mathbf{k}}} ((A_x)_{nn'} (\hat{s}_y)_{n'n} - (x \leftrightarrow y) + \text{c.c.}) \\ &= -\frac{g\mu_B}{2} \text{Im} \sum_{n \neq n', \mathbf{k}} (\varepsilon_{n'\mathbf{k}} - \mu) \frac{f_{n\mathbf{k}} - f_{n'\mathbf{k}}}{(\varepsilon_{n\mathbf{k}} - \varepsilon_{n'\mathbf{k}})^2} (\mathbf{v}_{nn'} \times \mathbf{s}_{n'n})_z, \end{aligned} \quad (\text{A10})$$

where $v_{nn'} = \langle n\mathbf{k}|\hat{v}|n'\mathbf{k}\rangle$ is the interband element of the velocity operator. This is the multi-band formula for the spin toroidization. It reduces to Eq. (12) in the main text for a single band.

Appendix B: Wannier representation

In this section we express the spin toroidization in terms of the Wannier functions. Denote by $|w_0(\mathbf{R}, \mathbf{B})\rangle$ the Wannier function located at the lattice site \mathbf{R} from band 0, derived from the local Hamiltonian \hat{H}_c . The periodic part of the Bloch function $|\tilde{u}_0\rangle$ is given by

$$|\tilde{u}_0\rangle = \frac{1}{\sqrt{N}} \sum_{\mathbf{R}} e^{-i\mathbf{k}\cdot(\mathbf{r}-\mathbf{R})} |w_0(\mathbf{R}, \mathbf{B})\rangle, \quad (\text{B1})$$

where N is the number of unit cells.

We begin with the spin toroidization formula in Eq. (A10), which can be recast as

$$\mathcal{T} = -\frac{g\mu_B}{4\hbar} \sum_{n \neq 0} \int \frac{d\mathbf{k}}{(2\pi)^3} (\mathbf{A}_{0n} \times \mathbf{s}_{n0} + \text{c.c.}) - \frac{g\mu_B}{2\hbar} \sum_{n \neq 0} \int \frac{d\mathbf{k}}{(2\pi)^3} \frac{\varepsilon_n - \mu}{\varepsilon_0 - \varepsilon_n} (\mathbf{A}_{0n} \times \mathbf{s}_{n0} + \text{c.c.}) . \quad (\text{B2})$$

The first term in Eq. (B2) can be expressed in terms of $|\tilde{u}_0\rangle$,

$$\sum_{n \neq 0} \mathbf{A}_{0n} \times \mathbf{s}_{n0} + \text{c.c.} = -i\langle \partial_{\mathbf{k}} \tilde{u}_0 | \times \hat{\mathbf{s}} | \tilde{u}_0 \rangle |_{\mathbf{B} \rightarrow 0} + i\langle \partial_{\mathbf{k}} \tilde{u}_0 | \tilde{u}_0 \rangle |_{\mathbf{B} \rightarrow 0} \times \langle \tilde{u}_0 | \hat{\mathbf{s}} | \tilde{u}_0 \rangle |_{\mathbf{B} \rightarrow 0} + \text{c.c.} , \quad (\text{B3})$$

where we have used the identity: $|\tilde{u}_0\rangle\langle\tilde{u}_0| + \sum_{n \neq 0} |\tilde{u}_n\rangle\langle\tilde{u}_n| = I$. Inserting Eq. (B1) into the above expression yields

$$\begin{aligned} \mathcal{T}_1 &= -\frac{g\mu_B}{4N\hbar} \sum_{\mathbf{R}, \mathbf{R}_1} \int \frac{d\mathbf{k}}{(2\pi)^3} e^{i\mathbf{k} \cdot (\mathbf{R}_1 - \mathbf{R})} \langle w_0(\mathbf{R}, \mathbf{B}) | (\mathbf{r} - \mathbf{R}) \times \hat{\mathbf{s}} | w_0(\mathbf{R}_1, \mathbf{B}) \rangle |_{\mathbf{B} \rightarrow 0} + \text{c.c.} \\ &\quad + \frac{g\mu_B}{4N^2\hbar} \sum_{\mathbf{R}, \mathbf{R}_1, \mathbf{R}_2, \mathbf{R}_3} \int \frac{d\mathbf{k}}{(2\pi)^3} e^{i\mathbf{k} \cdot (\mathbf{R}_1 - \mathbf{R} + \mathbf{R}_3 - \mathbf{R}_2)} \langle w_0(\mathbf{R}, \mathbf{B}) | \mathbf{r} - \mathbf{R} | w_0(\mathbf{R}_1, \mathbf{B}) \rangle |_{\mathbf{B} \rightarrow 0} \\ &= -\frac{g\mu_B}{2\hbar V_{\text{cell}}} \langle w_0(\mathbf{B}) | \mathbf{r} \times \hat{\mathbf{s}} | w_0(\mathbf{B}) \rangle |_{\mathbf{B} \rightarrow 0} \\ &\quad + \frac{g\mu_B}{2\hbar V_{\text{cell}}} \sum_{\mathbf{R}_1} \langle w_0(\mathbf{B}) | \mathbf{r} | w_0(\mathbf{R}_1, \mathbf{B}) \rangle |_{\mathbf{B} \rightarrow 0} \times \langle w_0(\mathbf{R}_1, \mathbf{B}) | \hat{\mathbf{s}} | w_0(\mathbf{B}) \rangle |_{\mathbf{B} \rightarrow 0} . \end{aligned} \quad (\text{B4})$$

Here $|w_0(\mathbf{B})\rangle = |w_0(\mathbf{R}, \mathbf{B})\rangle$ with $\mathbf{R} = 0$.

Next we turn to the second term of Eq. (B2). Using $-g\mu_B \hat{\mathbf{s}}/\hbar = \partial_{\mathbf{B}} \hat{H}_c$, we have,

$$-g\mu_B \mathbf{s}_{n0}/\hbar = \langle \tilde{u}_n | \partial_{\mathbf{B}} \hat{H}_c | \tilde{u}_0 \rangle |_{\mathbf{B} \rightarrow 0} = (\tilde{\varepsilon}_0 - \tilde{\varepsilon}_n) |_{\mathbf{B} \rightarrow 0} \langle \tilde{u}_n | \partial_{\mathbf{B}} \tilde{u}_0 \rangle |_{\mathbf{B} \rightarrow 0} , \quad (\text{B5})$$

and

$$-\sum_{n \neq 0} \frac{g\mu_B}{\hbar} \frac{\varepsilon_n - \mu}{\varepsilon_0 - \varepsilon_n} (\mathbf{A}_{0n} \times \mathbf{s}_{n0} + \text{c.c.}) = -i\langle \partial_{\mathbf{k}} \tilde{u}_0 | \times (\hat{H}_c - \mu) \partial_{\mathbf{B}} | \tilde{u}_0 \rangle |_{\mathbf{B} \rightarrow 0} + \text{c.c.} . \quad (\text{B6})$$

The second term in Eq. (B2) then becomes

$$\begin{aligned} \mathcal{T}_2 &= \frac{1}{2} \int \frac{d\mathbf{k}}{(2\pi)^3} (-i\langle \partial_{\mathbf{k}} \tilde{u}_0 | \times (\hat{H}_c - \mu) \partial_{\mathbf{B}} | \tilde{u}_0 \rangle + \text{c.c.}) |_{\mathbf{B} \rightarrow 0} \\ &= \frac{1}{V_{\text{cell}}} \text{Re} \langle w_0(\mathbf{B}) | \mathbf{r} \times (\hat{H}_c - \mu) \partial_{\mathbf{B}} | w_0(\mathbf{B}) \rangle |_{\mathbf{B} \rightarrow 0} . \end{aligned}$$

Combining Eq. (B4) and Eq. (B7), we obtain the final expression in Eq. (14) for the spin toroidization in the Wannier representation.

Appendix C: Molecular insulator limit

Under this limit the first two terms in Eq. (14) becomes:

$$\mathcal{T}_1 = -\frac{g\mu_B}{2\hbar V_{\text{cell}}} \langle w_0(\mathbf{B}) | (\mathbf{r} - \bar{\mathbf{r}}) \times (\hat{\mathbf{s}} - \bar{\mathbf{s}}) | w_0(\mathbf{B}) \rangle |_{\mathbf{B} \rightarrow 0} , \quad (\text{C1})$$

where $\bar{\mathbf{r}} = \langle w_0(\mathbf{B}) | \mathbf{r} | w_0(\mathbf{B}) \rangle$ is the expectation value of the position, and $\bar{\mathbf{s}} = \langle w_0(\mathbf{B}) | \hat{\mathbf{s}} | w_0(\mathbf{B}) \rangle$ is the expectation value of the spin. Since the combined time reversal and space inversion symmetry is respected, we must have $\bar{\mathbf{s}} = 0$. Therefore,

$$\mathcal{T}_1 = -\frac{g\mu_B}{2\hbar V_{\text{cell}}} \langle w_0(\mathbf{B}) | \mathbf{r} \times \hat{\mathbf{s}} | w_0(\mathbf{B}) \rangle |_{\mathbf{B} \rightarrow 0} . \quad (\text{C2})$$

Now we consider the remaining term in Eq. (14). In the molecular insulator limit, its form does not change. Note that $|w_0(\mathbf{B})\rangle$ and $|w_n(\mathbf{B})\rangle$ becomes the molecular eigenfunctions and ε_0 and ε_n become the molecular eigenenergy. We further manipulate this term as follows:

$$\begin{aligned}\mathcal{T}_2 &= \frac{1}{V_{\text{cell}}} \text{Re} \langle w_0(\mathbf{B}) | \mathbf{r} (\hat{H}_c - \mu) \times \partial_{\mathbf{B}} | w_0(\mathbf{B}) \rangle \Big|_{\mathbf{B} \rightarrow 0} \\ &= \frac{g\mu_B}{\hbar V_{\text{cell}}} \sum_{n \neq 0} [\langle w_0(\mathbf{B}) | \mathbf{r} | w_n(\mathbf{B}) \rangle \times \langle w_n(\mathbf{B}) | \hat{s} | w_0(\mathbf{B}) \rangle] \Big|_{\mathbf{B} \rightarrow 0} - \frac{1}{2V_{\text{cell}}} (\varepsilon_0 - \mu) (\partial_{\mathbf{B}} \times \bar{\mathbf{r}}) \Big|_{\mathbf{B} \rightarrow 0} \\ &= \frac{g\mu_B}{\hbar V_{\text{cell}}} \langle w_0(\mathbf{B}) | \mathbf{r} \times \hat{s} | w_0(\mathbf{B}) \rangle \Big|_{\mathbf{B} \rightarrow 0} - \frac{1}{2V_{\text{cell}}} (\varepsilon_0 - \mu) (\partial_{\mathbf{B}} \times \bar{\mathbf{r}}) \Big|_{\mathbf{B} \rightarrow 0} .\end{aligned}\tag{C3}$$

where $\bar{\mathbf{r}}$ has been defined before, and stands for the position of electron under external magnetic field. Here $\varepsilon_0 - \mu$ is the free energy for state 0.

Therefore, the total toroidization in the molecular insulator limit reads:

$$\mathcal{T} = \mathcal{T}_1 + \mathcal{T}_2 = \frac{g\mu_B}{2\hbar V_{\text{cell}}} \langle w_0(\mathbf{B}) | \mathbf{r} \times \hat{s} | w_0(\mathbf{B}) \rangle \Big|_{\mathbf{B} \rightarrow 0} - \frac{1}{2V_{\text{cell}}} (\varepsilon_0 - \mu) (\partial_{\mathbf{B}} \times \bar{\mathbf{r}}) \Big|_{\mathbf{B} \rightarrow 0} .\tag{C4}$$

-
- [1] V. M. Dubovik and V. V. Tugushev, Phys. Rep. **187**, 145 (1990).
 - [2] A. A. Gorbatsevich and Y. V. Kopaev, Ferroelectrics **161**, 321 (1994).
 - [3] C. Ederer and N. A. Spaldin, Phys. Rev. B **76**, 214404 (2007).
 - [4] N. A. Spaldin, M. Fiebig, and M. Mostovoy, J. Phys.: Condens. Matter **20**, 434203 (2008).
 - [5] M. Fiebig, J. Appl. Phys. D **38**, R123 (2005).
 - [6] T. Arima, J.-H. Jung, M. Matsubara, M. Kubota, J.-P. He, Y. Kaneko, and Y. Tokura, J. Phys. Soc. Jpn. **74**, 1419 (2005).
 - [7] K. Sawada and N. Nagaosa, Phys. Rev. Lett. **95**, 237402 (2005).
 - [8] B. B. Van Aken, J. P. Rivera, H. Schmid, and M. Fiebig, Nature **449**, 702 (2007).
 - [9] A. S. Zimmermann, D. Meier, and M. Fiebig, Nat. Comms. **5**, 4796 (2014).
 - [10] S. Hayami, H. Kusunose, and Y. Motome, Phys. Rev. B **90**, 024432 (2014).
 - [11] M. Fiebig, T. Lottermoser, D. Meier, and M. Trassin, Nat. Rev. Mater. **1**, 16046 (2016).
 - [12] The orbital contribution is more complicated. It can be defined separately from the spin part, and will be discussed elsewhere.
 - [13] F. Thöle, M. Fechner, and N. A. Spaldin, Phys. Rev. B **93**, 195167 (2016).
 - [14] G. Sundaram and Q. Niu, Phys. Rev. B **59**, 14915 (1999).
 - [15] D. Xiao, M.-C. Chang, and Q. Niu, Rev. Mod. Phys. **82**, 1959 (2010).
 - [16] D. Xiao, J. Shi, and Q. Niu, Phys. Rev. Lett. **95**, 137204 (2005).
 - [17] D. Xiao, J. Shi, D. P. Clougherty, and Q. Niu, Phys. Rev. Lett. **102**, 087602 (2009).
 - [18] T. Thonhauser, D. Ceresoli, D. Vanderbilt, and R. Resta, Phys. Rev. Lett. **95**, 137205 (2005).
 - [19] D. Ceresoli, T. Thonhauser, D. Vanderbilt, and R. Resta, Phys. Rev. B **74**, 024408 (2006).
 - [20] J. Shi, G. Vignale, D. Xiao, and Q. Niu, Phys. Rev. Lett. **99**, 197202 (2007).
 - [21] R. D. King-Smith and D. Vanderbilt, Phys. Rev. B **47**, 1651 (R) (1993).
 - [22] R. Resta, Rev. Mod. Phys. **66**, 899 (1994).
 - [23] D. Vanderbilt and R. D. King-Smith, Phys. Rev. B **48**, 4442 (1993).
 - [24] A. M. Essin, A. M. Turner, J. E. Moore, and D. Vanderbilt, Phys. Rev. B **81**, 205104 (2010).
 - [25] A. Marrazzo and R. Resta, Phys. Rev. Lett. **116**, 137201 (2016).
 - [26] R. Bianco and R. Resta, Phys. Rev. Lett. **110**, 087202 (2013).