

Few-shot Object Detection

Xuanyi Dong, Liang Zheng, Fan Ma, Yi Yang, Deyu Meng

Abstract—In this paper, we study object detection using a large pool of unlabeled images and only a few labeled images per category, named “few-shot object detection”. The key challenge consists in generating trustworthy training samples as many as possible from the pool. Using few training examples as seeds, our method iterates between model training and high-confidence sample selection. In training, easy samples are generated first and, then the poorly initialized model undergoes improvement. As the model becomes more discriminative, challenging but reliable samples are selected. After that, another round of model improvement takes place. To further improve the precision and recall of the generated training samples, we embed multiple detection models in our framework, which has proven to outperform the single model baseline and the model ensemble method. Experiments on PASCAL VOC’07 and ILSVRC’13 indicate that by using as few as three or four samples selected for each category, our method produces very competitive results when compared to the state-of-the-art weakly-supervised approaches using a large number of image-level labels.

Index Terms—Weakly object detection, convolutional neural network, few-shot learning

1 INTRODUCTION

THIS paper considers the problem of generic object detection with very few training examples (bounding boxes) per class, named “few-shot object detection (FSOD)”. Existing works on supervised/semi-supervised/weakly-supervised object detection usually assume much more annotations than this paper. Specifically, we annotate all the bounding boxes in such a number of images that each class will only have 3-4 annotated bounding boxes. This task is extremely challenging due to the scarcity of labels which leads to the difficulty in label propagation and model training.

We provide a brief discussion on the relationship between FSOD and other types of supervisions, excluding the methods using strong labels [13], [14], [15], [16], [17]. First, strictly speaking, FSOD is a semi-supervised task. But to our knowledge, most works on semi-supervised object detection (SSOD) assume around 50% of all the labeled bounding boxes [4], [5], [6]. These methods assume that some classes have strong bounding box labels, while other classes have weak image-level labels [4], [5], [6]. Therefore, FSOD is distinctive from SSOD in terms of the small number of required labels. Second, weakly supervised object detection (WSOD) usually relies on image-level labels [13], [14], [15], [16], [17], a type of supervision that is distinct from bounding box level labels as used in FSOD. An advantage of FSOD over WSOD is that the labeling effort of FSOD is much smaller. In this paper, we mainly compare our method with the state-of-the-art WSOD works. The third category leverages tracking to mine labels from videos [2], [3]. Usually, these methods focus on moving objects, *e.g.*, car and bicycle, which can be tracked based on their motions along time. So a potential problem of this category of methods is its effectiveness on

stationary objects, *e.g.*, table and sofa, for which tracking may be infeasible. Table 1 presents a brief summary of the types of supervision used in previous weakly (semi-) supervised object detection methods.

Therefore, comparing with the supervision types listed in Table 1, the advantage of FSOD consists in that 1) it reduces the labeling effort by using only several annotated bounding boxes per class, and that 2) it can deal with stationary objects. Nevertheless, under this setting (no motion information, no image-level supervision, only several instance-level annotations), FSOW is extremely challenging due to the lack of labels. Addressing this challenging yet interesting task is the focus of this paper.

To be specific, the major challenges are: 1) generating *reliable* pseudo-annotated samples (high precision), and 2) finding *possibly many* newly annotated samples (high recall). Specifically, on the one hand, the training samples should be generated with high confidence, *i.e.*, a high precision to guarantee sound guidance for detector training in the following process. On the other hand, since more training samples benefit a more discriminative detector, we speculate that the generated training samples should have high recall to provide sufficient knowledge for detector amelioration. A trade-off clearly exists between the precision and recall requirements.

In this paper, two seamlessly integrated solutions, self-paced learning and multi-modal learning, are used to achieve high precision and recall during training sample generation. In a nutshell, with the training iterations, the selected training images go from “easy” (with relatively high confidence) to “hard”, and the object detector is gradually promoted. First, a self-paced learning (SPL) framework, in its optimization process, selects “easy” training samples and avoids noisy instances. Second, we embed multi-modal learning in the SPL. Multiple detection models are incorporated in the learning process. Learning from multiple models accomplishes two goals. 1) It helps alleviate the local minimum issue of the model training, and 2) it improves the precision and recall of training sample generation due to knowledge compensation between multiple models. Note

- Xuanyi Dong, Liang Zheng and Yi Yang are with Centre for Artificial Intelligence, University of Technology Sydney, NSW, Australia. (e-mail: dongxuanyi888@icloud.com; liangzheng06@gmail.com; yi.yang@uts.edu.au)
- Fan Ma and Deyu Meng (corresponding author) are with School of Mathematics and Statistics and Ministry of Education Key Lab of Intelligent Networks and Network Security, Xi'an Jiaotong University, Shaanxi, P.R. China. (e-mail: flower.fan@foxmail.com; dymeng@mail.xjtu.edu.cn)

TABLE 1: Comparison of different supervision information used in weakly (semi-) supervised and few-shot object detection algorithms. [I] and [V] denotes the image and video dataset, respectively. Strong supervision provides the fully annotated images or videos; weak supervision only provides image-level or video-level labels. Data without supervision does not provide any annotation information. We see that our method consumes negligible annotation efforts compared to other methods.

Methods	Data with Strong Supervision	Data with Weak Supervision	Data without Supervision	Test Dataset
[1]	[I] Flickr; PASCAL VOC [I] ILSVRC2013-DET	[V] YouTube	-	PASCAL VOC
[2]	-	[I] PASCAL VOC [V] YouTube-Object	-	PASCAL VOC
[3]	[I] Flickr [V] Part of VIRAT and KITTI	-	[V] Part of VIRAT [V] Part of KITTI	VIRAT KITTI
[4], [5], [6]	[I] ILSVRC2014 [V] Part of YouTube-Object	-	[I] PASCAL VOC 2007 [V] Part of YouTube-Object	PASCAL VOC YouTube-Object
[7], [8], [9], [10], [11]	-	[I] PASCAL VOC	-	PASCAL VOC
[12]	[I] 10-200 images per class on SUN; PASCAL VOC	[I] SUN	[I] SUN	SUN
Ours	[I] 3-4 images per class on PASCAL VOC	-	[I] PASCAL VOC	PASCAL VOC

that, since the multiple detection models are jointly optimized, our experiments show that multi-modal learning is far superior to model ensembles. In addition, prior knowledge, *i.e.*, confidence filtration and non-maximum suppression, can be injected into this learning scheme to further improve the quality of selected training samples.

The major points of this work are outlined below:

- We address object detection from a new perspective: using very few annotated bounding boxes per class. We propose to alternate between detector improvement and reliable sample generation, thereby gradually obtaining a stable yet robust detector. The pipeline is shown in Fig. 1.
- To ameliorate the trade-off between precision and recall in training sample generation, we embed multiple detection models in a unified learning scheme. In this manner, our method fully leverages the mutual benefit between multiple features and the corresponding multiple detectors.
- Our proposed algorithm is capable of producing competitive accuracy to state-of-the-art WSOD algorithms, which require much more labeling efforts as shown in Table 1.

2 RELATED WORK

2.1 Supervised object detection

Object detection methods based on convolution neural networks (CNNs) can be divided into two types: proposal-based and proposal-free. The road-map of proposal-based methods starts from R-CNN [18] and is improved by SPP-Net [19] and Fast R-CNN [14] in terms of accuracy and speed. Later, Faster R-CNN [17] uses the region proposal network to quickly generate object regions, which have a high recall compared to previous methods [20], [21]. Many methods directly predict bounding boxes without generating region proposals [15], [16], [22]. YOLO [16] uses the whole feature map from the last convolution layer. SSD [15] makes improvements by leveraging default boxes of different aspect ratios for multiple feature maps. All these

methods require strong supervision, which is relatively expensive to obtain in practice.

2.2 Semi-supervised object detection

Current SSOD literature usually uses both the image-level labels and some of the bounding box labels. For example, Yang *et al.* [23] designed methods to learn video-specific features to boost detection performance. Liang *et al.* [1] integrated prior knowledge modeling, exemplar learning and video context learning for SSOD. In [3], Misra *et al.* start training with some box-level annotations and iteratively learn more instances by fusing detection and tracking information. In [2], discriminative visual regions are assigned with pseudo-labels by matching and retrieving technique. Compared with them, we do not need any extra supervised auxiliary knowledge and the required amount of given annotations is kept at a extremely low level.

2.3 Weakly supervised object detection

Some works employ off-the-shelf CNN models [7], [24], [25], [26], [27], [28], [29]. For example, Shi *et al.* [11] employed multiple instance learning (MIL) to train support vector machine (SVM) classifiers in the order of object sizes. Others design new CNN architectures to obtain object information from the classification loss and leverage this classification model to derive object detectors [8], [9], [10], [30]. Bilen *et al.* [8] proposed a weakly supervised detection network using selective search (SS) to generate proposals and train image-level classification based on regional features. Huang *et al.* [9] proposed to first train an image-level classifier, and then use it to help detection adaptation through a mask-out strategy and MIL. The aforementioned methods depart from our method in that image-level labels are used, which are still expensive to collect when compared with our scheme.

2.4 Few-shot learning for object detection

Wang *et al.* [12] proposed to generate a large number of object detectors from few samples. However, they use 10-100 training samples per class, and their initial detectors

are required to be trained on other detection datasets. Compared with them, our approach only requires 2-4 examples per class without any extra training datasets. There are also some other researchers propose general few-shot learning methods [31], [32], [33], which might be applicable for the object detection task. But their experiments usually focus on recognition problems. It's unclear their effect for complex tasks, *e.g.*, object detection.

2.5 Webly supervised learning for object detection

It can also reduce the annotation cost by leveraging web data. Chen *et al.* [34] propose a two-step approach to initialize the CNN models from easy sample first, and then adapt it to more realistic images. Divvala *et al.* [35] propose a fully-automated approach for learning extensive models for a wide range of variations via webly supervised learning, while their system requires lots of collection and training time. Besides, the algorithm can not obtain a good detection model even with 10 million automatically annotated images. Co-localization algorithms, *e.g.*, [36], localize the objects of the same class across a set of distinct images. They usually leverage the Internet images and are also able to detection objects, but require a strong prior that the image set contains objects with the same class. Some researchers [37], [38] propose an unsupervised algorithm to discover the common objects from large image collections from the Internet search. They usually assume the clean labels, but for most object classes, this assumption is unrealistic in real-world settings.

2.6 Model ensemble

Ensemble methods are widely used. Dai *et al.* [39] ensemble multiple part detectors to form sub-structure detectors, which further constitute the final object detector. Their ensemble model can only handle a specific class and needs a long training time (*e.g.*, more than 400 hours on PASCAL VOC 2007 [40]). The algorithm [41] is based on the linear SVM classifier, which is limited to using the off-the-shelf features. Bilen *et al.* [8] first train three detection models with different architecture and then averagely fuse them. Most of these ensemble methods in object detection are used as a post procedure. They do not consider the benefit of different detection models in the training procedure. Instead, we jointly optimize multiple detection models to further improve each model.

2.7 Progressive paradigm

Our method adapts a progressive strategy to iteratively optimize the multiple detection models, which is related to curriculum learning [42] and self-paced learning [43]. Bengio *et al.* [42] first propose a learning paradigm in which organizing the examples in a meaningful order significantly improves the performance. Kumar *et al.* [43] propose to determine the training sample order by how easy they are. Wang *et al.* [44] propose an approach to learn novel categories from few annotated examples. Many other researchers [45], [46], [47] propose more theoretically analysis of this progressive paradigm. Our algorithm extends this progressive strategy into multiple model ensemble and obtains significantly improvement in few-shot object detection.

3 THE PROPOSED METHOD

As our framework combines self-paced learning and multi-modal learning, we call it multi-modal self-paced learning for detection (MSPLD). We first introduce some basic notations in Sec.3.1, and demonstrate the detailed formulation of our MSPLD in Sec.3.2. Then, we describe the optimization method in Sec.3.3. Finally, we show the whole algorithm in Sec.3.4.

3.1 Preliminaries

We choose Fast R-CNN [14] and R-FCN [13] as the basic detectors. Both networks achieve the state-of-the-art performance when provided with strong supervisions. The Fast R-CNN network uses the RoI pooling layer and multi-task loss to improve the efficiency and effectiveness. The R-FCN optimizes the Fast R-CNN with the position-sensitive score maps, and all the computations are shared over the entire image instead of being split for each proposal. Each detector has a different architecture and thus reflects different, but complementary, intrinsic characteristics of the underlying samples. As for the region proposal, we use unsupervised methods, such as SS [20] and edge box [21]. We denote the proposal generation as function B , which takes an image I as input. For simplification, we denote the detector (Fast R-CNN and R-FCN) as function F . Therefore, the generation of region proposals can be formalized as

$$rectangle = (up, left, bottom, right), \quad (1)$$

$$B(I) = \{rectangle_i | 1 \leq i \leq n\}, \quad (2)$$

where each proposal is a rectangle in the image and $(up, left)$ and $(bottom, right)$ represent the coordinates of the upper left corner and the bottom right corner of this rectangle. The generated proposals are likely to be the true objects. We then have

$$F(I, B(I)) = \{(rectangle, score)_{(i,j)} | 1 \leq i \leq n, 1 \leq j \leq C\}, \quad (3)$$

where C is the number of object classes, *score* represents the confidence score for the corresponding proposal.

3.2 The MSPLD Model

Suppose we have l labeled images in which all the object bounding boxes are annotated. Note that, when we randomly annotate approximately four images for each class, an image may contain several objects, and we annotate all the object bounding boxes. We denote the labeled images as $y_i \subset [\mathbb{R}^4, C]$, $i = 1, \dots, l$. We also have u unlabeled images $y_i^u \subset [\mathbb{R}^4, C]$, $i = 1, \dots, u$. The unlabeled bounding boxes will be assigned labels, or discarded during each training iteration. We also assume there are m detection models. In technical terms, our method integrates multi-modal learning into the SPL framework. Our model can be formulated as Eq. 4, Eq. 5, Eq. 6 and Eq. 7.

In Eq. 4, w^j denotes the parameters of the j^{th} basic detector. $v_{i,c}^j$ encodes whether the bounding boxes in the i^{th} image are determined as the c^{th} class to train the j^{th} model. Thus, $v_{i,c}^j$ can only be 0 or 1. $y_i^{u,j}$ is the generated pseudo bounding boxes for the unlabeled images from the j^{th} detector. i, j, c are the indexes of images, models, and

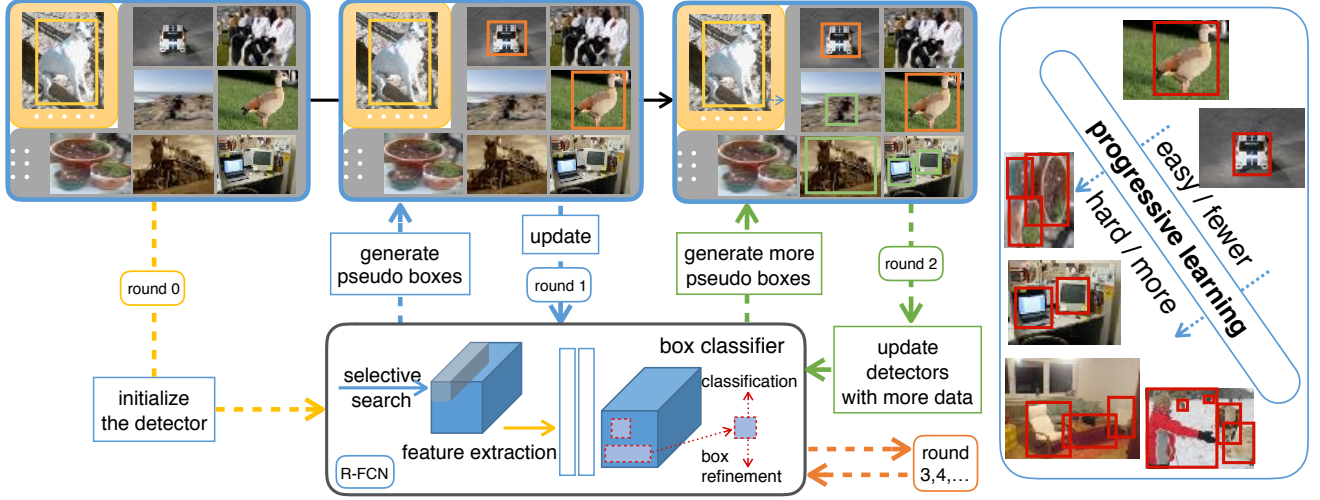


Fig. 1: A simplified version of our proposed detection framework without multi-modal learning. The blue boxes in the top row contain the training images where the few labeled and the many unlabeled images are in the gray and yellow areas, respectively. The gray solid box represents our detector, e.g., R-FCN. We train the detector using the few annotated images. The detector generates reliable pseudo box-level labels and then gets improved with these pseudo-labeled bounding boxes, as shown round 1. In the following rounds (iterations), the improved detector can generate larger numbers of reliable pseudo-labels that further update the detector. When the label generation and detector updating steps work iteratively, more pseudo boxes are obtained from “easy” to “hard”, and the detector becomes more robust.

classes, respectively. V^j denotes all the $v_{i,c}^j$ for the j^{th} detection model. λ is the parameter for the SPL regularization term, which enables the possibly selection of high confidence images during optimization. γ is the parameter for the multi-modal regularization term.

$$E(w^j, v_{i,c}^j, y_{i,c}^{u,j}; \lambda, \Psi) = \sum_{j=1}^m \sum_{i=1}^l L_s^j(y_i, I_i, B(I_i), w^j) + \sum_{j=1}^m \sum_{i=1}^u \sum_{c=1}^C v_{i,c}^j L_c^j(y_{i,c}^{u,j}, I_i, B(I_i), w^j) - \sum_{j=1}^m \sum_{i=1}^u \sum_{c=1}^C \lambda_c v_{i,c}^j - \sum_{j_1=1}^m \sum_{j_2=j_1+1}^m \gamma^{j_1, j_2} (V^{j_1})^T V^{j_2} \quad (4)$$

$$s.t. \sum_{c=1}^C v_{i,c}^j \leq 1 \text{ for } 1 \leq j \leq m \text{ \& } 1 \leq i \leq u, \quad (5)$$

$$v_{i,c}^j \in \{0, 1\} \text{ \& } v \in \Psi_v, \quad (6)$$

$$y_{i,c}^{u,j} \in F^*(I_i, B(I_i), w) \text{ and } y_{i,c}^{u,j} \in \Psi_y \text{ for } 1 \leq i \leq u, \quad (7)$$

Note that an inner product regularization term $(V^i)^T V^j$ has been imposed on each pair of selection weights V^i and V^j . This term delivers the basic assumption that different detection models share common knowledge of pseudo-annotation confidence for images, i.e., an unlabeled image is labeled correctly or incorrectly simultaneously for both models. This term thus encodes the relationship between multiple models. It uncovers the shared information and leverages the mutual benefits among all the models.

In Eq. 4, L_s represents the original multi-task loss of the supervised object detection [14], [17], [18]. The loss function

for the unlabeled images L_c is defined as

$$L_c = \begin{cases} L_s & \text{if the } c^{th} \text{ class appears in } y_i \\ \infty & \text{if otherwise} \end{cases} \quad (8)$$

Given the constraints in Eq. 5 and Eq. 6, it is guaranteed that $L_s = \sum_{c=1}^C v_{i,c}^j L_c$ if the i^{th} image is selected as the training data by the j^{th} detection model. As the distribution of the confidence/loss can be different for different classes, this class-specific loss function helps the selected images cover as many classes as possible. F^* indicates the fused results from multiple models, which contains $n \times C$ bounding boxes and, thus, has too many noisy objects. We use some empirical procedures to select the faithful pseudo-objects, and incorporate prior knowledges into a curriculum regime $y^u \in \Psi_y$. Similar to Ψ_y , some specially designed processes for discarding the unreliable images is denoted as $v \in \Psi_v$. The detailed steps of Ψ_y and Ψ_v will be discussed in the next section.

3.3 Optimization

Update v^j : This step aims to update the training pool of the j^{th} detection model. We can calculate the derivative of Equation 4 with respect to $v_{i,c}^j$ as:

$$\frac{\partial E}{\partial v_{i,c}^j} = L_c(y_{i,c}^{u,j}, I_i, B(I_i), w^j) - \lambda_{i,c}^j - \sum_{k=1; k \neq j}^m \gamma^{j,k} v_{i,c}^k \quad (9)$$

Then the closed-form solution is

$$v_{i,c}^j = \begin{cases} 1 & \text{if } L_{i,c}^j < \lambda_{i,c}^j + \sum_{k=1; k \neq j}^m \gamma^{j,k} v_{i,c}^k \\ 0 & \text{if } L_{i,c}^j \geq \lambda_{i,c}^j + \sum_{k=1; k \neq j}^m \gamma^{j,k} v_{i,c}^k \end{cases} \quad (10)$$

for the unlabeled images. Due to the limitation of $\sum_{c=1}^C v_{i,c}^j \leq 1$, if there are multiple $v_{i,c}^j = 1$ for the same (i, j) indicating the same image, we only choose the one

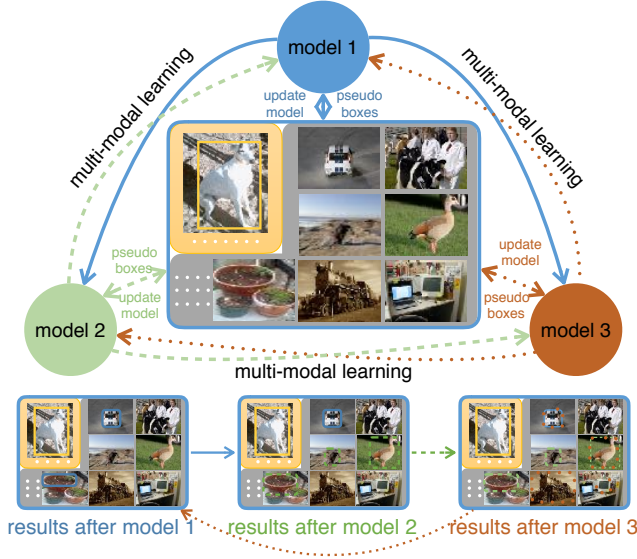


Fig. 2: The working flow of our method when multi-modal learning is integrated with Fig. 1. An example with three models is shown. The three discs with different colors indicate the basic detectors. The images in the middle are the training data. The three detectors complement each other in validating the selected training samples. For example, as shown in the bottom row, the 1st model only detects two objects and misalignment exists with the detected plant. The 2nd model detects three other objects. When considering the detections of the 1st model, the misaligned plant is corrected, and the car with the blue box is also used to train the 2nd model. So more training data with reliable labels are used to improve the performance of model 2. Similarly, the 3rd model obtains more pseudo boxes and gets updated in turn. The whole procedure iterates until convergence.

with the lowest corresponding loss value $L_{i,c}^j$. The item γ and $v_{i,c}^k$ uncover the shared information. Because if $v_{i,c}^k = 1$ (indicate the i^{th} image is selected by the k^{th} model) the threshold in Eq.10 will become higher, and this image will become easier to be selected by the current detector (the j^{th} model).

Update w^j : We will train the basic detector of the j^{th} model, given v and y^u . The training data is the union set of initial annotated images and the selected images ($v_{i,c}^j = 1$) with the pseudo boxes y^u . Due to the limitation of $\sum_{c=1}^C v_{i,c}^j \leq 1$ and $v_{i,c}^j \in \{0, 1\}$, our selected images are unique. Finally this step can be solved by the standard process, described as [13], [14].

Update y^{uj} : Fixing v and w , y^{uj} should be solved by the following minimization problem:

$$y_i^{uj} = \arg \min_{y_i^{uj}} \sum_{j=1}^m \sum_{c=1}^C v_{i,c}^j L_c(y_i^{uj}, I_i, B(I_i), w^j) \quad (11)$$

s.t. $y_i^{uj} \subset F^*(I_i, B(I_i), w)$ for $1 \leq i \leq u$

It's almost impossible to directly optimize y_i^{uj} , because $y_i^{uj} \subset [\mathbb{R}^4, C]$ is a set of bounding boxes. Hence, we leverage prior knowledges to empirically calculate pseudo boxes y_i^{uj} . We fuse the results from all detection models and obtain

Algorithm 1 Alternative Optimization Algorithm for Solving SPCD

Input: $\mathbb{L} = \{(x_i^l, y_i^l)\}$ and $\mathbb{U} = \{(x_i^u)\}$

- 1: m basic detectors with parameters W
- 2: $\lambda, \gamma, \Psi_v, \Psi_y$ and max iteration
- 3: initialize W trained by \mathbb{L}
- 4: initialize $V_j = O$ for $1 \leq j \leq m$
- 5: **for** $iter = 1; iter \leq max; iter++$ **do**
- 6: **for** $j = 1; j \leq m; j++$ **do**
- 7: Clean up the unlabeled data via curriculum Ψ_v
- 8: Generate the pseudo labels y_i^u
- 9: Compute loss L_c^j by j^{th} detector
- 10: Update V_j according to Eq.10
- 11: Update y^{uj} and V_j via the prior knowledge
- 12: Retrain w_j via training pool $\{(x_i^u, y_i^{uj})\} \cup \mathbb{L}$
- 13: **end for**
- 14: Update λ, γ to select more images in the next round
- 15: **end for**

Output: detectors' parameters $W = \{w_j | 1 \leq j \leq m\}$

the outputs of F^* . Then the post-processes of NMS and thresholding are applied on F^* to generate y_i^{uj} .

3.4 Algorithm Description

An alternative optimization strategy can be adopted to solve Eq.4 (see details in Appendix), and is summarized in Algorithm 1. The parameters are iteratively updated by the sequence $y^{u1}, v^1, w^1, \dots, v^j, y^{uj}, w^j, y^{u1}, v^1, w^1, \dots$ until there are no more available unlabeled data or the maximum iteration number is reached. The 7th/11th steps are prior constraints to filter unreliable images. The 8th and 12th steps are the solution for updating y_i^u and W , respectively. The 9th/10th steps are used to update V via the SPL and multi-modal regularization terms. Later, we illustrate this optimization process in Fig. 1 and Fig. 2.

In Fig. 1, a special case of our MSPLD with only one detection model is illustrated. We initialize the detector with few annotated bounding boxes. In the 1st round, we generate "easy" pseudo boxes (in the orange background) from some of the unlabeled images and retrain the detector by combining the strongly-labeled and the newly-labeled bounding boxes. In the next round, with the improved detector, we are able to generate more reliable pseudo boxes, such as the green boxes generated in round 2. Thus, the process iterates between box-level label generation and detector updates. Through these iterations, SPL gradually generates more bounding boxes with reliable labels, from "easy" to "hard", shown in Fig. 1, and we can, therefore, obtain a more robust detector with these newly labeled training data.

Since this method only uses very few training samples per category, a simple self-paced strategy may be trapped by local minimums. To avoid this problem, we incorporate multi-modal learning into the learning process. In Fig. 2, we observe that the three detection models are complementary to each other. At the object level, a current detector may either correct or directly use the previous results. For example, the green box of the plant is better aligned by the 2nd model compared to the 1st model; the blue box of the car detected by the 1st model is directly used by the 2nd model. At the

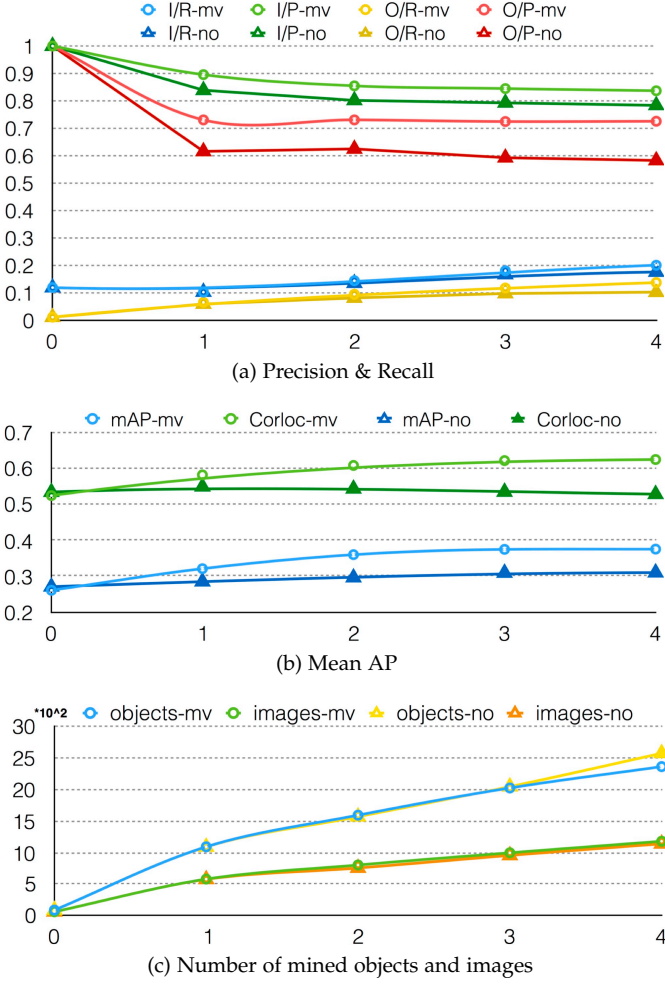


Fig. 3: The change of precision/recall and mAP for the first four training iterations. ResNet-101 is used. “mv” and “no” denote using and not using multi-modal learning, *resp.* “I/R” and “O/R” indicate the image-level and object-level recall, *resp.* “O/P” and “O/P” indicate the image-level and object-level precision, *resp.*

image level, the previously selected images will be assigned higher priority in the next round, and the probability of the unselected images remains unchanged.

The multi-modal mechanism pulls the self-paced baseline out of the local minimum by significantly improving the precision and recall of training objects and images. In Fig. 3, we show the details of precision/recall using the ResNet-101 model and compare it to the method without multi-modal. We observe that, as the model iterates, the recall of the training data improves, while the precision decreases, which clearly demonstrates the trade-off between precision and recall. Meanwhile, the mean average precision (mAP) of object detection keeps increasing and remains stable when precision and recall reach convergence. Compared with the baseline (no multi-modal), the precision of images (denoted as “I/P”) and objects (denoted as “O/P”) is improved by about 6% and 13% using multi-modal; the recall of generated objects and selected images is improved by more than 5%. These observations suggest that the multi-modal mechanism obtains a better trade-off between precision and



Fig. 4: Some poorly located or missed training samples. The yellow rectangles are the generated labeled boxes, and the discs denote the ground-truth objects. For example, there are five chairs in image 1, but only two bounding boxes are discovered, and one of them contains the 3/4/5th chairs without effectively distinguishing them. In image 2, the green and purple circles indicate people and sofa, respectively. We observe that the sofa is missed due to occlusions and different people are not well separated.

recall.

Injecting prior knowledge. In Eq. 6 and Eq. 7, prior knowledge Ψ_v and Ψ_y are leveraged to filter out some very challenging instances. For example, as suggested in Fig. 4, an image could be very complex and it may be challenging to locate the correct bounding box. Therefore, we empirically design a method to estimate the number of boxes for each class in an image. Specifically, we apply a non-maximum suppression (NMS)¹ on the output of F^* for each class, and then use a confidence threshold of 0.2. After that, we employ a modified NMS² to filter out the nested boxes, which usually occurs when there are multiple overlapping objects. If there are too many boxes (≥ 4) for one specific class or too many classes (≥ 4) in the image, this image will be removed. To generate relatively robust pseudo box-level annotations (Eq. 7), a class-specific threshold is applied on the remaining boxes to select the box-level instances with high confidence. Additionally, images in which no reliable pseudo objects are found are filtered out.

4 EXPERIMENTS

In this section, we investigate the performance of our proposed algorithm by three experiments. In first experiment, we compare our algorithm with a number of baselines on several large object detection benchmark datasets. In the second experiments, we analysis the effect of different proposal extraction methods, different base CNN model, different base object detectors and prior knowledge for our algorithm. These detailed ablation studies demonstrate the performance contribution of each composition in our framework. In the last experiments, we show the impact of supervision level in our algorithm by using different

1. the NMS threshold is set to 0.3 following [13], [14]
 2. We modify the IoU function of NMS to $\frac{\text{intersection}}{\max(\text{area}^1, \text{area}^2)}$

TABLE 2: Method comparisons in average precision (AP) on the PASCAL VOC 2007 test set. * indicates the usage of full image-level labels for training. Our approach (the last four rows) requires only approximately four strong annotated images per class. [48] leverages the SVM classifier to train the object detector via SPL. “SPL+Fast R-CNN” is our approach using only one model, *i.e.*, Fast R-CNN with VGG16, and “SPL+R-FCN” denotes R-FCN with ResNet50^{ohem}. “SPL+Ensemble” ensembles the three models: Fast R-CNN with VGG16, R-FCN with ResNet50^{ohem} and R-FCN with ResNet101. “MSPLD” is our approach with the same three models as “SPL+Ensemble”.

Methods	aero	bike	bird	boat	botl	bus	car	cat	chair	cow	table	dog	hors	mbik	pers	plnt	shp	sofa	train	tv	mean
Zhang [48]*	47.4	22.3	35.3	23.2	13.0	50.4	48.0	41.8	1.8	28.9	27.8	37.7	41.6	43.8	20.0	12.0	27.8	22.9	48.9	31.6	31.3
Wang <i>et al.</i> [29]*	48.9	42.3	26.1	11.3	11.9	41.3	40.9	34.7	10.8	34.7	18.8	34.4	35.4	52.7	19.1	17.4	35.9	33.3	34.8	46.5	31.6
Teh <i>et al.</i> [49]*	48.8	45.9	37.4	26.9	9.2	50.7	43.4	43.6	10.6	35.9	27.0	38.6	48.5	43.8	24.7	12.1	29.0	23.2	48.8	41.9	34.5
Kantorov <i>et al.</i> [50]*	57.1	52.0	31.5	7.6	11.5	55.0	53.1	34.1	1.7	33.1	49.2	42.0	47.3	56.6	15.3	12.8	24.8	48.9	44.4	47.8	36.3
Bilen <i>et al.</i> [8]*	46.4	58.3	35.5	25.9	14.0	66.7	53.0	39.2	8.9	41.8	26.6	38.6	44.7	59.0	10.8	17.3	40.7	49.6	56.9	50.8	39.3
Li <i>et al.</i> [9]*	54.5	47.4	41.3	20.8	17.7	51.9	63.5	46.1	21.8	57.1	22.1	34.4	50.5	61.8	16.2	29.9	40.7	15.9	55.3	40.2	39.5
Diba <i>et al.</i> [30]*	49.5	60.6	38.6	29.2	16.2	70.8	56.9	42.5	10.9	44.1	29.9	42.2	47.9	64.1	13.8	23.5	45.9	54.1	60.8	54.5	42.8
SPL+Fast R-CNN	41.4	55.9	24.5	15.7	22.4	37.3	52.4	37.9	14.3	17.5	33.0	27.9	41.4	50.2	36.7	19.5	27.2	46.0	47.5	26.0	33.7
SPL+R-FCN	25.6	34.3	26.0	15.3	22.3	39.3	48.8	30.4	18.8	17.3	2.2	18.6	40.9	54.8	35.4	13.5	26.6	36.1	52.1	35.8	29.9
SPL+Ensemble	38.4	51.1	41.4	21.6	25.9	45.0	57.6	50.0	22.0	21.7	7.5	23.8	47.4	56.0	43.4	22.1	31.3	46.1	57.8	42.0	37.6
MSPLD	46.6	55.6	37.9	26.1	27.9	46.6	57.9	58.1	24.1	37.6	12.8	33.1	51.4	59.7	40.1	17.5	36.1	52.0	61.4	52.1	41.7

TABLE 3: Method comparisons in correct localization (CorLoc [51]) on the PASCAL VOC 2007 trainval set. * indicates the usage of full image-level labels for training. The models that we use are the same as Table 2.

Methods	aero	bike	bird	boat	botl	bus	car	cat	chair	cow	table	dog	hors	mbik	pers	plnt	shp	sofa	train	tv	mean
Wang <i>et al.</i> [29]*	80.1	63.9	51.5	14.9	21.0	55.7	74.2	43.5	26.2	53.4	16.3	56.7	58.3	69.5	14.1	38.3	58.8	47.2	49.1	60.9	48.5
Zhang [48]*	75.7	37.9	68.3	53.2	11.9	57.1	59.6	63.7	16.4	63.9	17.5	62.3	71.6	71.5	45.6	14.7	53.1	41.1	75.5	24.4	49.3
Li <i>et al.</i> [9]*	78.2	67.1	61.8	38.1	36.1	61.8	78.8	55.2	28.5	68.8	18.5	49.2	64.1	73.5	21.4	47.4	64.6	22.3	60.9	52.3	52.4
Bilen <i>et al.</i> [8]*	73.1	68.7	52.4	34.3	26.6	66.1	76.7	51.6	15.1	66.7	17.5	45.4	71.8	82.4	32.6	42.9	71.9	53.3	60.9	65.2	53.8
Kantorov <i>et al.</i> [50]*	83.3	68.6	54.7	23.4	18.3	73.6	74.1	54.1	8.6	65.1	47.1	59.5	67.0	83.5	35.3	39.9	67.0	49.7	63.5	65.2	55.1
Diba <i>et al.</i> [30]*	83.9	72.8	64.5	44.1	40.1	65.7	82.5	58.9	33.7	72.5	25.6	53.7	67.4	77.4	26.8	49.1	68.1	27.9	64.5	55.7	56.7
Teh <i>et al.</i> [49]*	84.0	64.6	70.0	62.4	25.8	80.6	73.9	71.5	35.7	81.6	46.5	71.2	79.1	78.8	56.7	34.3	69.8	56.7	77.0	72.7	64.6
SPL+Fast R-CNN	63.3	72.3	49.6	43.8	42.4	54.4	78.7	58.1	35.4	72.8	43.0	63.1	78.1	82.3	59.1	37.8	68.8	56.6	64.5	51.7	58.8
SPL+R-FCN	39.2	54.8	59.0	38.6	34.5	53.7	73.7	62.2	36.2	73.6	8.0	61.8	75.1	78.9	57.1	22.1	75.5	45.5	67.9	47.4	53.2
SPL+Ensemble	54.6	65.0	71.2	50.8	52.1	62.4	81.9	67.7	41.4	74.5	21.0	69.6	78.4	86.5	66.5	46.1	76.0	57.6	74.7	56.3	62.7
MSPLD	66.0	71.2	67.9	49.7	52.9	68.8	82.6	76.6	42.5	81.6	24.0	75.5	78.4	89.0	62.0	33.1	79.2	58.5	78.9	71.1	65.5

annotation information. Lastly, with the visualized error analysis, we show how to further improve our algorithm in the future.

4.1 Datasets

We evaluate our method on PASCAL VOC 2007 [40], 2012 [52] and ILSVRC 2013 detection dataset [53], which are the most widely used benchmarks in object detection task. PASCAL VOC 2007 contains 10022 images annotated with bounding boxes for 20 object categories. It is officially split into 2501 training, 2510 validation, and 5011 testing images. PASCAL VOC 2012 is similar to PASCAL VOC 2007, but contains more images: 5717 training, 5823 validation images and 10991 testing images. ILSVRC 2013 is a much larger dataset with 200 categories for the detection task, which contains more than 400k images. The standard training, validation and test splits for training and evaluation are used for these three datasets.

4.2 Implementation Details

We build R-FCN and Fast R-CNN on various base models as different detection models. Three base models are tested in our experiments, *i.e.*, GoogleNet [54], VGG [55], and ResNet [56]. These models are pre-trained on ILSVRC 2012 [57], and we use the officially released model files from Caffe Model Zoo³. A boosting method, *i.e.*, online

hard example mining (OHem) [58], is also tested in our experiments to study the complementarity between different models. Region proposals are extracted by SS [20] using the fast version or EB [21], following the standard practice used in [8], [13], [14]. We extract about 2000 proposals using SS and EB, respectively. Proposals are extracted by SS in most experiments by default. When we use both SS and EE (denoted SS+EE) to extract proposals, the total generated proposals are about 4000 for each image.

We do not tune the parameter γ^{j_1, j_2} and always set it to $0.2/(m-1)$ for simplicity. The number of selected images is determined based on the validation set. The number of selected training boxes for each class in the first iteration is chosen based on the validation set, and the number increases by a fixed step for the iterations that follow. During basic detector training, we set the total training epochs to nine. We empirically use the learning rate 0.001 for the first eight epochs and reduce it to 0.0001 for the last epoch. In addition, the momentum and weight decay are set to 0.9 and 0.0005 respectively. The first two convolution layers of each network are fixed, following [13], [14]. We randomly flip the image for data augmentation in the training phase.

Two metrics are used for performance evaluation. Average precision (AP) is used on the testing data to evaluate detection accuracy; correct localization (CorLoc) [51] is calculated for the training data to evaluate localization accuracy. We use an intersection-over-union (IoU) ratio of 50% for CorLoc and leverage the official evaluation code

3. <https://github.com/BVLC/caffe/wiki/Model-Zoo>

TABLE 4: Performance comparison on PASCAL VOC 2007 of different proposal generation methods. “All proposals” means we use all the proposals from the Selective Search and EdgeBox, about 4000 proposals per image.

	Selective Search	EdgeBox	All proposals
mAP	41.7	39.5	41.9
CorLoc	65.5	65.2	65.6

provided by [40] to calculate AP.

Initially labeled images. For each class, we randomly label k images, which contain the box for this class. We use $k = 3$ if not specified, which results in a total of 60 initial annotated images. All the object bounding boxes in these 60 images are annotated, so in effect there are an average of 4.2 images per class, since some images have multiple classes.

Reproducibility. Our implementation is modified from the open-source Fast-RCNN⁴ and R-FCN⁵ codes using Caffe [59]. We will share our source codes soon on Github.

4.3 Evaluation

Comparison with state-of-the-art algorithms. We compare MSPLD with recent state-of-the-art WSOD algorithms [8], [9], [29], [30], [48], [49], [50]. Fair comparisons are claimed because many of these methods use multiple models as well. Bilen *et al.* [8] use ensembles to improve performance. Huang *et al.* [9] use multiple steps. They first train a classification model and apply a MIL model to mine the confident objects, and then fine-tune a detection model to detect the objects. Diba *et al.* [30] cascade three networks: a location network, a segmentation network and a MIL network, and apply multi-scale data argumentation. ‘SPL+Ensemble’ in Table 2/3 represents the late fusion of multiple models. This method simply averages the confidence scores and the refined bounding boxes (Eq.3), then follows the standard NMS and thresholding procedures. In our comparison, we present the best results from their articles. We choose four different random seeds for the initial selection process and report the averaged performance⁶. Three detection models are used in the comparisons, *i.e.*, R-FCN with ResNet-50^{ohem}, R-FCN with ResNet-101 and Fast R-FCNN with VGG16.

Table 2 summarizes the AP on the PASCAL VOC 2007 test set. The competing methods usually use full image-level labels. In contrast, we use the same set of images but with much fewer annotations: totally 60 annotated images and the others are free-labeled. Although the annotated images account for less than 1% of the total number of training images, MSPLD achieves 41.7% mAP, a competitive performance compared to state-of-the-art WSOD algorithms. Our results achieve the best performance on some specific classes, *e.g.*, the AP of person, bottle and cat exceeds the second best by 16%, 10%, and 12%, respectively. We view [48] as a comparable baseline to our method, which extracts the VGG16 features and uses SVM as the object detector in the SPL framework. In comparison, our baseline method, *SPL+Fast R-CNN*, uses fewer annotations, but outperforms

TABLE 5: Performance comparison on the PASCAL VOC 2012 and ILSVRC 2013 datasets. On PASCAL VOC 2012, mAP is evaluated on the test set and CorLoc is evaluated on the trainval set. On ILSVRC 2013, we show the detection performance on the validation set.

(a) PASCAL VOC 2012			(b) ILSVRC 2013	
Methods	mAP	CorLoc	Methods	mAP
[9]	29.1	-	[29]	6.0
[50]	35.3	54.8	[60]	8.8
[30]	37.9	-	[9]	10.8
MSPLD ⁶	35.4	64.6	[30]	16.3
			MSPLD	13.9

TABLE 6: The performance of each detector employed in MSPLD. “MV” indicates the use of multi-modal learning. “w/o MV” indicates we use the traditional self-paced method without multi-modal learning.

Models	Eval.	MV	w/o MV
Fast R-CNN (VGG16)	mAP	36.0	33.7
	CorLoc	60.9	58.8
R-FCN (Res50 ^{ohem})	mAP	37.4	29.9
	CorLoc	62.7	53.2
R-FCN (Res101)	mAP	38.3	31.4
	CorLoc	62.0	54.1

[48]. The *SPL+Fast R-CNN* model is superior to *SPL+R-FCN*, because Faster R-CNN may pay more attention to the pseudo boxes selection and thus benefits more from the SPL strategy. But, the two different architectures complement each other well, demonstrated by the improved performance of the *SPL+Ensemble*. Further, the proposed MSPLD is superior to the multi-model ensemble, validating the effectiveness of multi-modal training.

Table 3 shows the correct localization on the PASCAL VOC 2007 trainval set. MSPLD achieves an average CorLoc 65.5%, which sets a new state-of-the-art. Note that [49] has a similar CorLoc to ours, but we obtain a much higher mAP than [49] (41.7% vs. 34.5%).

In addition, Table 5a presents the mAP and CorLoc of MSPLD on PASCAL VOC 2012, which also achieves the competitive performance compared with others. We also compared our algorithm on ILSVRC 13 only with [9], [29], [30], [60], since no other weakly supervised or few shot algorithms have been tried on this dataset. Results on Table 5b are similar to the previous one, we achieves the competitive performance with fewer annotation informations on ILSVRC 2013 validation set.

Comparison of different variants. We compare the impact of different proposal generations methods. SS, EB and their combination are tested. The results are presented in Table 4. We find that EB is inferior to SS due to its poorer initialization in the first iteration. Combining both of the two region proposals, we obtain a slight performance improvement.

Furthermore, we demonstrate the performance of the individual detection models with and without multi-modal learning in Table 6. The displayed models are used with *MSPLD* shown in Table 2. We observe that the performance

4. https://github.com/ShaoqingRen/faster_rcnn

5. <https://github.com/daijifeng001/R-FCN>

6. the standard variance of mAP is less than 1%

6. Result: <http://host.robots.ox.ac.uk:8080/anonymous/P85AJV.html>

TABLE 7: Ablation studies in terms of mAP and correct localization. “#Models” represents the number detection models used. “R50”, “VGG16” and “Gog” indicate R-FCN with ResNet-50, Fast R-CNN with VGG-16, and R-FCN with GoogleNet-v1, *resp.* “ohem” indicates whether the OHEM module is embedded. “no prior” represents the filtration strategy (Step 11 in Algorithm 1) is not used. “no SPL” means that we directly train the model with all the data after filtration, rather than using SPL.

#Models	Detection Model	mAP	CorLoc
1	R50 no prior	28.6	50.1
	R50 no SPL	27.2	44.7
	R50	28.9	50.6
	R50 ^{ohem}	29.9	53.2
	Gog ^{ohem}	24.9	50.6
	VGG16 no prior	32.8	60.1
	VGG16	33.7	60.9
2	R50 ^{ohem} + VGG16	38.3	63.4
	R50 ^{ohem} + Gog ^{ohem}	32.1	57.3
	Gog ^{ohem} + VGG16	35.8	61.6
3	R50 ^{ohem} + VGG16 + Gog ^{ohem}	38.5	62.8
	R50 ^{ohem} + VGG16 + R101	41.7	65.5
	R50 ^{ohem} + VGG16 + R101 ^{ohem}	38.9	63.4

TABLE 8: Performance comparison on PASCAL VOC 2007 using different selection numbers for the initial labeled images. In “w/ image label”, we simply leverage the image label to filter the undesired pseudo boxes.

numbers per class	w/o image label		w/ image label	
	mAP	CorLoc	mAP	CorLoc
$k = 2$	33.7	57.2	37.4	58.0
$k = 3$	41.7	65.5	44.8	65.6
$k = 4$	43.9	68.3	47.5	69.3

of individual detection models is much higher when using multi-modal learning, which proves the effectiveness of our method in enhancing each model.

Ablation studies. We examine the contribution of different components of MSPLD on the PASCAL VOC 2007 dataset, as shown in Table 7. All experiments use the same parameters and annotated images.

Several conclusions can be made. 1) Since *R50* outperforms *R50 no SPL* and *R50 no prior*, we prove that the data selection strategy and prior knowledge are necessary. 2) The use of *ohem* slightly improves mAP. 3) Fast R-CNN with VGG-16 achieves the best single model performance. 4) We observe that *R50* and *VGG16* are complementary and benefit from the multi-modal learning. The reason may be that R-FCN has the position-sensitive layer for box refinement, while Fast R-CNN with VGG-16 focuses more on the proposals’ classification. 5) We find that $(R50+R101)^{ohem}$ is inferior to $R50^{ohem}+R101$, because similar architectures cannot complement each other well.

The impact of the number of initial labels. Using $k = 2$ (totally 40 images in VOC’07) for initialization is not stable for training, and can result into severely reduced accuracy. We can observe that even one additional example per class could significantly improve the performance of our MSPLD.

The impact of image-level labels. Image-level supervision can be easily incorporated into our framework. We use

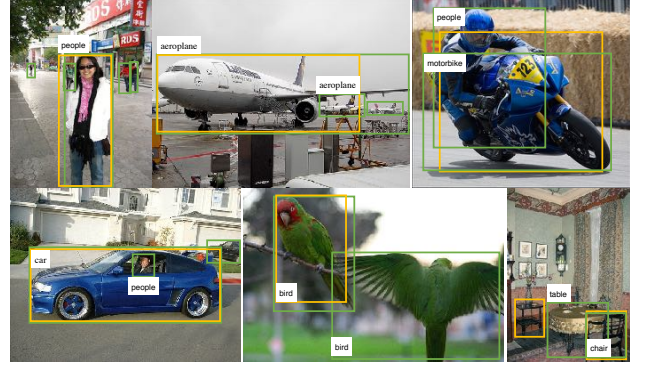


Fig. 5: Sample results of the newly labeled boxes by MSPLD during training. The green boxes indicate the ground-truth instance annotation. The yellow boxes indicate the generated pseudo boxes by our method. The white blocks show the class of the objects.

the simplest approach to embed this supervision, *i.e.*, only using the image label to filter out incorrect pseudo boxes. The results are shown in Table 8. The simplest method for appending image-level labels can greatly boost our framework.

Error analysis. Some of the images that are newly generated by our method are shown in Figure 5. We observe that the generated pseudo boxes have good localization accuracies, but cannot detect every object in complex images. For example, the pseudo boxes correctly localize the true objects in the first five images. However, all these images contain multiple objects, and have occlusions, or overlaps between the objects. The generated boxes do not cover all objects well, which will compromise the performance of the final detectors. Prior knowledges could filter out some of the complex images, but this problem still remains to be solved. We will focus on generating robust pseudo boxes for complex images in the future.

5 CONCLUSION AND FUTURE WORK

In this paper, we propose an object detection framework (MSPLD) that uses only a few bounding box labels per category by consistently implementing iterations between detector amelioration and reliable sample selection. To enhance its detector learning capability with the scarcity of annotation, MSPLD embeds multiple detection models in its learning scheme. It can fully use the discriminative knowledge for different detection models, and possibly complement them to ameliorate the detector training quality. Under such extremely limited supervision information, MSPLD can achieve competitive performance compared to state-of-the-art WSOD approaches, which use more sufficient supervised knowledge of samples than ours method.

MSPLD still requires about 1% of the images in the entire dataset to be annotated. In future, we will focus on further reducing the annotation information, *i.e.* only using one image per class, to obtain a similar performance. Except for the improvement of the base CNN feature and the object detector, the challenges are how to initialize the detector from limited annotation and, design a robust learning

scheme to ameliorate the detector stably. These will be our future research focus.

REFERENCES

- [1] X. Liang, S. Liu, Y. Wei, L. Liu, L. Lin, and S. Yan, "Towards computational baby learning: A weakly-supervised approach for object detection," in *Proceedings of the IEEE International Conference on Computer Vision*, 2015.
- [2] K. K. Singh, F. Xiao, and Y. J. Lee, "Track and transfer: Watching videos to simulate strong human supervision for weakly-supervised object detection," in *Proceedings of the IEEE Conference on Computer Vision and Pattern Recognition*, 2016.
- [3] I. Misra, A. Shrivastava, and M. Hebert, "Watch and learn: Semi-supervised learning for object detectors from video," in *Proceedings of the IEEE Conference on Computer Vision and Pattern Recognition*, 2015.
- [4] M. Rochan and Y. Wang, "Weakly supervised localization of novel objects using appearance transfer," in *Proceedings of the IEEE Conference on Computer Vision and Pattern Recognition*, 2015.
- [5] Y. Tang, J. Wang, B. Gao, E. Dellandrea, R. Gaizauskas, and L. Chen, "Large scale semi-supervised object detection using visual and semantic knowledge transfer," in *Proceedings of the IEEE Conference on Computer Vision and Pattern Recognition*, 2016.
- [6] J. Hoffman, S. Guadarrama, E. S. Tzeng, R. Hu, J. Donahue, R. Girshick, T. Darrell, and K. Saenko, "Lsda: Large scale detection through adaptation," in *Advances in Neural Information Processing Systems*, 2014.
- [7] H. Bilen, M. Pedersoli, and T. Tuytelaars, "Weakly supervised object detection with convex clustering," in *Proceedings of the IEEE Conference on Computer Vision and Pattern Recognition*, 2015.
- [8] H. Bilen and A. Vedaldi, "Weakly supervised deep detection networks," in *Proceedings of the IEEE Conference on Computer Vision and Pattern Recognition*, 2016.
- [9] D. Li, J.-B. Huang, Y. Li, S. Wang, and M.-H. Yang, "Weakly supervised object localization with progressive domain adaptation," in *Proceedings of the IEEE Conference on Computer Vision and Pattern Recognition*, 2016.
- [10] M. Oquab, L. Bottou, I. Laptev, and J. Sivic, "Is object localization for free?-weakly-supervised learning with convolutional neural networks," in *Proceedings of the IEEE Conference on Computer Vision and Pattern Recognition*, 2015.
- [11] M. Shi and V. Ferrari, "Weakly supervised object localization using size estimates," in *European Conference on Computer Vision*, 2016.
- [12] Y.-X. Wang and M. Hebert, "Model recommendation: Generating object detectors from few samples," in *Proceedings of the IEEE Conference on Computer Vision and Pattern Recognition*, 2015, pp. 1619–1628.
- [13] J. Dai, Y. Li, K. He, and J. Sun, "R-fcn: Object detection via region-based fully convolutional networks," in *Advances in Neural Information Processing Systems*, 2016.
- [14] R. Girshick, "Fast r-cnn," in *Proceedings of the IEEE International Conference on Computer Vision*, 2015.
- [15] W. Liu, D. Anguelov, D. Erhan, C. Szegedy, and S. Reed, "Ssd: Single shot multibox detector," in *European Conference on Computer Vision*, 2016.
- [16] J. Redmon, S. Divvala, R. Girshick, and A. Farhadi, "You only look once: Unified, real-time object detection," in *Proceedings of the IEEE Conference on Computer Vision and Pattern Recognition*, 2016.
- [17] S. Ren, K. He, R. Girshick, and J. Sun, "Faster r-cnn: Towards real-time object detection with region proposal networks," in *Advances in Neural Information Processing Systems*, 2015.
- [18] R. Girshick, J. Donahue, T. Darrell, and J. Malik, "Rich feature hierarchies for accurate object detection and semantic segmentation," in *Proceedings of the IEEE Conference on Computer Vision and Pattern Recognition*, 2014.
- [19] K. He, X. Zhang, S. Ren, and J. Sun, "Spatial pyramid pooling in deep convolutional networks for visual recognition," in *European Conference on Computer Vision*. Springer, 2014, pp. 346–361.
- [20] J. R. Uijlings, K. E. Van De Sande, T. Gevers, and A. W. Smeulders, "Selective search for object recognition," *International journal of computer vision*, vol. 104, no. 2, pp. 154–171, 2013.
- [21] C. L. Zitnick and P. Dollár, "Edge boxes: Locating object proposals from edges," in *European Conference on Computer Vision*, 2014.
- [22] P. Sermanet, D. Eigen, X. Zhang, M. Mathieu, R. Fergus, and Y. LeCun, "Overfeat: Integrated recognition, localization and detection using convolutional networks," in *International Conference on Learning Representations*, 2014.
- [23] Y. Yang, G. Shu, and M. Shah, "Semi-supervised learning of feature hierarchies for object detection in a video," in *Proceedings of the IEEE Conference on Computer Vision and Pattern Recognition*, 2013.
- [24] L. Bazzani, A. Bergamo, D. Anguelov, and L. Torresani, "Self-taught object localization with deep networks," in *Winter Conference on Applications of Computer Vision*, 2016.
- [25] H. Bilen, M. Pedersoli, and T. Tuytelaars, "Weakly supervised object detection with posterior regularization," in *British Machine Vision Conference*, 2014.
- [26] M. Oquab, L. Bottou, I. Laptev, J. Sivic *et al.*, "Weakly supervised object recognition with convolutional neural networks," in *Advances in Neural Information Processing Systems*, 2014.
- [27] H. O. Song, R. Girshick, S. Jegelka, J. Mairal, Z. Harchaoui, and T. Darrell, "On learning to localize objects with minimum supervision," in *International Conference on Machine Learning*, 2014.
- [28] H. O. Song, Y. J. Lee, S. Jegelka, and T. Darrell, "Weakly-supervised discovery of visual pattern configurations," in *Advances in Neural Information Processing Systems*, 2014.
- [29] C. Wang, W. Ren, K. Huang, and T. Tan, "Weakly supervised object localization with latent category learning," in *European Conference on Computer Vision*, 2014.
- [30] A. Diba, V. Sharma, A. Pazandeh, H. Pirsiavash, and L. Van Gool, "Weakly supervised cascaded convolutional networks," 2017.
- [31] O. Vinyals, C. Blundell, T. Lillicrap, D. Wierstra *et al.*, "Matching networks for one shot learning," in *Advances in Neural Information Processing Systems*, 2016, pp. 3630–3638.
- [32] L. Bertinetto, J. F. Henriques, J. Valmadre, P. Torr, and A. Vedaldi, "Learning feed-forward one-shot learners," in *Advances in Neural Information Processing Systems*, 2016, pp. 523–531.
- [33] Y.-X. Wang and M. Hebert, "Learning from small sample sets by combining unsupervised meta-training with cnns," in *Advances in Neural Information Processing Systems* 29, D. D. Lee, M. Sugiyama, U. V. Luxburg, I. Guyon, and R. Garnett, Eds. Curran Associates, Inc., 2016, pp. 244–252.
- [34] X. Chen and A. Gupta, "Webly supervised learning of convolutional networks," in *Proceedings of the IEEE International Conference on Computer Vision*, 2015, pp. 1431–1439.
- [35] S. K. Divvala, A. Farhadi, and C. Guestrin, "Learning everything about anything: Webly-supervised visual concept learning," in *Proceedings of the IEEE Conference on Computer Vision and Pattern Recognition*, 2014, pp. 3270–3277.
- [36] K. Tang, A. Joulin, L.-J. Li, and L. Fei-Fei, "Co-localization in real-world images," in *Proceedings of the IEEE Conference on Computer Vision and Pattern Recognition*, 2014, pp. 1464–1471.
- [37] M. Rubinstein, A. Joulin, J. Kopf, and C. Liu, "Unsupervised joint object discovery and segmentation in internet images," in *Proceedings of the IEEE Conference on Computer Vision and Pattern Recognition*, 2013, pp. 1939–1946.
- [38] M. Cho, S. Kwak, C. Schmid, and J. Ponce, "Unsupervised object discovery and localization in the wild: Part-based matching with bottom-up region proposals," in *Proceedings of the IEEE Conference on Computer Vision and Pattern Recognition*, 2015, pp. 1201–1210.
- [39] S. Dai, M. Yang, Y. Wu, and A. Katsaggelos, "Detector ensemble," in *Proceedings of the IEEE Conference on Computer Vision and Pattern Recognition*. IEEE, 2007, pp. 1–8.
- [40] M. Everingham, L. Van Gool, C. K. Williams, J. Winn, and A. Zisserman, "The pascal visual object classes (voc) challenge," *International journal of computer vision*, vol. 88, no. 2, pp. 303–338, 2010.
- [41] T. Malisiewicz, A. Gupta, and A. A. Efros, "Ensemble of exemplar-svm for object detection and beyond," in *Proceedings of the IEEE International Conference on Computer Vision*. IEEE, 2011, pp. 89–96.
- [42] Y. Bengio, J. Louradour, R. Collobert, and J. Weston, "Curriculum learning," in *International Conference on Machine Learning*. ACM, 2009, pp. 41–48.
- [43] M. P. Kumar, B. Packer, and D. Koller, "Self-paced learning for latent variable models," in *Advances in Neural Information Processing Systems*, 2010, pp. 1189–1197.
- [44] Y.-X. Wang and M. Hebert, "Learning to learn: Model regression networks for easy small sample learning," in *European Conference on Computer Vision*. Springer, 2016, pp. 616–634.

- [45] L. Jiang, D. Meng, S.-I. Yu, Z. Lan, S. Shan, and A. Hauptmann, "Self-paced learning with diversity," in *Advances in Neural Information Processing Systems*, 2014.
- [46] L. Jiang, D. Meng, Q. Zhao, S. Shan, and A. G. Hauptmann, "Self-paced curriculum learning," in *Association for the Advancement of Artificial Intelligence*, vol. 2, no. 5.4, 2015, p. 6.
- [47] F. Ma, D. Meng, Q. Xie, Z. Li, and X. Dong, "Self-paced cotraining," in *International Conference on Machine Learning*, 2017.
- [48] D. Zhang, D. Meng, L. Zhao, and J. Han, "Bridging saliency detection to weakly supervised object detection based on self-paced curriculum learning," in *International Joint Conference on Artificial Intelligence*, 2016.
- [49] E. W. Teh, M. Roohan, and Y. Wang, "Attention networks for weakly supervised object localization," in *British Machine Vision Conference*, 2016.
- [50] V. Kantorov, M. Oquab, M. Cho, and I. Laptev, "Contextlocnet: Context-aware deep network models for weakly supervised localization," in *European Conference on Computer Vision*, 2016.
- [51] T. Deselaers, B. Alexe, and V. Ferrari, "Weakly supervised localization and learning with generic knowledge," *International journal of computer vision*, vol. 100, no. 3, pp. 275–293, 2012.
- [52] M. Everingham, S. A. Eslami, L. Van Gool, C. K. Williams, J. Winn, and A. Zisserman, "The pascal visual object classes challenge: A retrospective," *International journal of computer vision*, vol. 111, no. 1, pp. 98–136, 2015.
- [53] O. Russakovsky, J. Deng, H. Su, J. Krause, S. Satheesh, S. Ma, Z. Huang, A. Karpathy, A. Khosla, M. Bernstein et al., "Imagenet large scale visual recognition challenge," *International Journal of Computer Vision*, vol. 115, no. 3, pp. 211–252, 2015.
- [54] C. Szegedy, W. Liu, Y. Jia, P. Sermanet, S. Reed, D. Anguelov, D. Erhan, V. Vanhoucke, and A. Rabinovich, "Going deeper with convolutions," in *Proceedings of the IEEE Conference on Computer Vision and Pattern Recognition*, 2015.
- [55] K. Simonyan and A. Zisserman, "Very deep convolutional networks for large-scale image recognition," in *International Conference on Learning Representations*, 2015.
- [56] K. He, X. Zhang, S. Ren, and J. Sun, "Deep residual learning for image recognition," in *Proceedings of the IEEE Conference on Computer Vision and Pattern Recognition*, 2016.
- [57] A. Krizhevsky, I. Sutskever, and G. E. Hinton, "Imagenet classification with deep convolutional neural networks," in *Advances in Neural Information Processing Systems*, 2012.
- [58] A. Shrivastava, A. Gupta, and R. Girshick, "Training region-based object detectors with online hard example mining," in *Proceedings of the IEEE Conference on Computer Vision and Pattern Recognition*, 2016.
- [59] Y. Jia, E. Shelhamer, J. Donahue, S. Karayev, J. Long, R. Girshick, S. Guadarrama, and T. Darrell, "Caffe: Convolutional architecture for fast feature embedding," in *ACM Multimedia*, 2014.
- [60] P. F. Felzenszwalb, R. B. Girshick, D. McAllester, and D. Ramanan, "Object detection with discriminatively trained part-based models," *IEEE transactions on pattern analysis and machine intelligence*, vol. 32, no. 9, pp. 1627–1645, 2010.



Liang Zheng received the Ph.D degree in Electronic Engineering from Tsinghua University, China, in 2015, and the B.E. degree in Life Science from Tsinghua University, China, in 2010. He was a postdoc researcher in University of Texas at San Antonio, USA. He is now a postdoc researcher in the Center of Artificial Intelligence, University of Technology Sydney, Australia. His research interests are image retrieval, person re-identification and deep learning.




Fan Ma received the BE degree from Xian Jiaotong University, Xian, China, in 2014. He is currently a graduate student at Xian Jiaotong University. His research interests include machine learning and computer vision, especially on semi-supervised learning, self-paced learning and person re-identification.



Yi Yang received the Ph.D. degree in computer science from Zhejiang University, Hangzhou, China, in 2010. He is currently a Professor with University of Technology Sydney, Australia. He was a Post-Doctoral Research with the School of Computer Science, Carnegie Mellon University, Pittsburgh, PA, USA. His current research interest includes machine learning and its applications to multimedia content analysis and computer vision.



Xuanyi Dong received the B.Sc. degrees in Computer Science and Technology from Beihang University, Beijing, China, in 2016. He is currently a first year Ph.D. student in the Center of Artificial Intelligence, University of Technology Sydney, Australia, under the supervision of Prof. Yi Yang.



Deyu Meng received the B.Sc., M.Sc., and Ph.D. degrees from Xian Jiaotong University, Xian, China, in 2001, 2004, and 2008, respectively. He is currently an Associate Professor with the Institute for Information and System Sciences, School of Mathematics and Statistics, Xian Jiaotong University. From 2012 to 2014, he took his two-year sabbatical leave in Carnegie Mellon University. His current research interests include self-paced learning, noise modeling, and tensor sparsity.