

CMB spectral distortions in generic two-field models

Kimmo Kainulainen,^{a,c} Juuso Leskinen,^{a,c} Sami Nurmi,^{a,c} and Tomo Takahashi^b

^aDepartment of Physics, University of Jyväskylä, P.O. Box 35, FI-40014 University of Jyväskylä, Finland

^aDepartment of Physics, Saga University, Saga 840-8502, Japan

^cHelsinki Institute of Physics and Department of Physics, University of Helsinki, P. O. Box 64, FI-00014, Finland

E-mail: kimmo.kainulainen@jyu.fi, juuso.o.leskinen@student.jyu.fi, sami.t.nurmi@jyu.fi, tomot@cc.saga-u.ac.jp

Abstract. We investigate the CMB μ distortion in models where two uncorrelated sources contribute to primordial perturbations. We parameterise each source by an amplitude, tilt, running and running of the running. We perform a detailed analysis of the distribution signal as function of the model parameters, highlighting the differences compared to single-source models. As a specific example, we also investigate the mixed inflaton-curvaton scenario. We find that the μ distortion could efficiently break degeneracies of curvaton parameters especially when combined with future sensitivity of probing the tensor-to-scalar ratio r . For example, assuming bounds $\mu < 0.5 \times 10^{-8}$ and $r < 0.01$, the curvaton slow-roll parameter η_χ would be constrained to the interval $-0.007 < \eta_\chi < 0.045$ and the curvaton should contribute almost all of the primordial perturbations.

Contents

1	Introduction	1
2	Spectral distortions	2
3	General parameterisation of two-field models	3
4	Model constraints from distortion measurements	4
5	A specific example: mixed inflaton and curvaton scenario	7
5.1	Scan over model parameters	8
6	Conclusion	11

1 Introduction

The large scale structure in the Universe originates from primordial fluctuations, which are thought to be generated from quantum fluctuations during inflation. In the minimal setup, they originate from a single scalar field, the inflaton, which drives the inflationary expansion. While the single field model is the leading candidate, it is quite possible that multiple fields were sourcing the perturbations. Additional scalars may participate in driving inflation or they may be “spectator” fields with no dynamical importance during inflation. However, quantum fluctuations acquired by light spectators can also source primordial perturbations. Examples of such models are the curvaton scenario [1–3] and the modulated reheating [4, 5].

We can probe fields responsible for primordial perturbations by studying their statistics via precision cosmological observations. In particular Planck [6] observations of cosmic microwave background (CMB), precisely determine the characteristics the primordial power spectrum. In addition, bounds on the tensor-to-scalar ratio r and on non-Gaussianities are providing important constraints for inflationary models. Nevertheless, a wealth of inflationary models is still consistent with all current observations and more information is needed to remove degeneracies and pin down the correct model. An obvious way to obtain more information is to study the detailed scale-dependence of primordial power spectrum. This is usually characterized by the scale dependence of the spectral tilt n_s , including the so called running α_s , and the running of running β_s . Here information from a broad range of scales is needed, extending in particular to observations on the smallest scales, such as measurements of the 21cm fluctuations [7–9] and of CMB spectral distortions [10–13].

In this work we study μ -type spectral distortions produced first, in a general two field model and second, in a specific mixed curvaton inflaton scenario. In the general setup we parametrize each field ($i = 1, 2$) with their own tilt and runnings, n_i , α_i and β_i . We scan the parameters with broad prior ranges and compute the μ distortion signal for models consistent with Planck observations. We find that models with large differences $n_2 - n_1$ and/or $\alpha_2 - \alpha_1$ and an enhanced μ distortion can be accommodated by the current data. In the context of the mixed inflaton-curvaton model we find that μ distortion combined with the upper bound on the tensor-to-scalar ratio r can break degeneracies among model parameters. For example finding $\mu < 0.5 \times 10^{-8}$ and $r < 0.01$ would imply that most of the observed perturbations

were sourced by the curvaton, with the curvaton slow-roll parameter constrained to range $-0.007 < \eta_\chi < 0.045$.

This paper is organized as follows. In section 2 we briefly review the calculation of the μ distortion arising from photon diffusion. In section 3 we introduce the parametrization for the general 2-field model. In section 4, we present the strategy of our analysis and compute the μ distortion predictions. In section 5, we study the specific example of the mixed inflaton and curvaton model. Finally section 6 contains our conclusions and outlook.

2 Spectral distortions

The spectrum of CMB photons cannot be completely thermal. It inevitably features small distortions generated below the redshift $z \simeq 2 \times 10^6$, where interactions between electrons and photons become too slow to maintain a local equilibrium [14–16]. Spectral distortions of μ -type are generated for $z \gtrsim 2 \times 10^5$, when kinetic equilibrium is efficiently maintained by Compton scatterings but photon number changing processes through double Compton scattering and Bremsstrahlung are slow compared to the expansion rate, see [17–19] for recent reviews. Energy injection to photons through Silk damping of the acoustic waves leads to an excess of photons compared to chemical equilibrium. Below $z \simeq 5 \times 10^4$ also the kinetic equilibrium is lost and the distortions generated in this epoch are of the y -type [17]. In the intermediate epoch $2 \times 10^4 \lesssim z \lesssim 5 \times 10^5$ the kinetic equilibrium is partially maintained and a mixture of μ and y distortions, the so called i distortion, is formed [20].

Full analysis of the distortions requires solving the Boltzmann equations for primordial plasma numerically [17]. Here we concentrate only on μ distortions whose time evolution can be approximated by [15]

$$\frac{d\mu}{dt} = -\frac{\mu}{t_{\text{dC}}(z)} + \frac{1.4}{\rho_\gamma} \frac{dQ}{dt}. \quad (2.1)$$

Here dQ/dt describes an energy injection to photons and t_{dC} is the time-scale for the double Compton scattering. This assumes the dominant number changing processes are double Compton scatterings and that kinetic equilibrium is maintained through Compton scatterings. The approximative solution to eq. (2.1) is [15]

$$\mu = 1.4 \int_{z_1}^{z_2} dz e^{-(z/z_{\text{dC}})^{5/2}} \left(\frac{1}{\rho_\gamma} \frac{dQ}{dz} \right), \quad (2.2)$$

where $z_{\text{dC}} \approx 4.1 \times 10^5 (1 - Y_p/2)^{-2/5} (\Omega_b h^2)^{-2/5}$ [15] and $Y_p \simeq 0.251$ [21] denotes the primordial helium abundance. The lower limit of integration is $z_1 = 2 \times 10^6$. We neglect all intermediate distortions and assume instant transition between the μ - and y -epochs, which sets the integral upper limit at $z_2 = 5 \times 10^4$ [16].

For distortions generated by the dissipation of acoustic waves the energy-injection rate in (2.2) is related to the spectrum of the primordial curvature perturbation P_ζ by [10, 22, 23]¹:

$$\frac{1}{\rho_\gamma} \frac{dQ}{dz} = -\frac{3}{4} \int \frac{d^3k}{(2\pi)^3} A_\nu P_\zeta(k) \frac{d\Delta_Q^2}{dz}, \quad (2.3)$$

where $A_\nu \equiv 4/(2R_\nu/5 + 3/2)^2$ and $R_\nu \equiv \rho_\nu/(\rho_\gamma + \rho_\nu)$, with ρ_ν and ρ_γ being the neutrino and photon energy densities and the differential energy injection term is

$$\frac{d\Delta_Q^2}{dz} = \frac{d}{dz} \left(\frac{9c_s^2}{2} e^{-2k^2/k_D^2} \right) = 27c_s^2 A_D (1+z)^{-4} k^2 e^{-2k^2/k_D^2}. \quad (2.4)$$

¹See [23] for a discussion of the factor 3/4.

Deep in the radiation dominated epoch and for constant sound speed, the photon diffusion damping scale k_D and the constant A_D above are given by [22]

$$k_D = \left(\frac{8}{135 H_0 \Omega_r^{1/2} n_{e0} \sigma_T} \right)^{-1/2} (1+z)^{3/2} \equiv A_D^{-1/2} (1+z)^{3/2}, \quad (2.5)$$

where σ_T is the cross section of Thomson scattering, H_0 and Ω_r denote the current Hubble rate and radiation density and the free electron number density before the recombination is $n_{e0} = n_{H0} + 2n_{He0}$.

The diffusion damping scales $k_D(z_{1,2})$ corresponding to redshift integration limits in (2.2) set the scales probed by the μ distortion: $50 \text{ Mpc}^{-1} < k < 10^4 \text{ Mpc}^{-1}$. These are much smaller than the scales probed by CMB anisotropies: $\mathcal{O}(10^{-3}) \text{ Mpc}^{-1} \lesssim k \lesssim \mathcal{O}(0.1) \text{ Mpc}^{-1}$ or large scale structure: $\mathcal{O}(10^{-2}) \text{ Mpc}^{-1} \lesssim k \lesssim \mathcal{O}(1) \text{ Mpc}^{-1}$, which makes the spectral distortion a very interesting observable. While primordial black holes (PBH) also constrain similar small scale perturbations, their constraints on the spectrum are much less stringent [24].

Finally, we note that in addition to the Silk damping part (2.2), there is an adiabatic cooling contribution from photon energy lost into heating up electrons after their decoupling, which yields a small negative part $\mu_{\text{ad}} \approx -3 \times 10^{-9}$ to the total distortion [17, 22].

3 General parameterisation of two-field models

In [10, 12] it was found that in the case of single field inflation, future measurements of the μ distortion would place a powerful constraint on the running of the spectral index. Spectral distortions in mixed inflaton-curvaton models were further investigated in [11]. Here we study generic two-field models and systematically investigate how future data on μ distortions constrains their parameter space.

We consider a general two-field setup where the spectrum of primordial curvature perturbation, $\langle \zeta(\mathbf{k}) \zeta(\mathbf{k}') \rangle = (2\pi)^3 \delta(\mathbf{k} + \mathbf{k}') 2\pi^2 \mathcal{P}_\zeta / k^3$ can be parameterised as

$$\mathcal{P}_\zeta = \mathcal{P}_1 + \mathcal{P}_2 = \frac{A_s}{1+R} \left[\left(\frac{k}{k_{\text{ref}}} \right)^{n_1 - 1 + \frac{1}{2}\alpha_1 \ln\left(\frac{k}{k_{\text{ref}}}\right) + \frac{1}{6}\beta_1 \ln^2\left(\frac{k}{k_{\text{ref}}}\right)} + R \left(\frac{k}{k_{\text{ref}}} \right)^{n_2 - 1 + \frac{1}{2}\alpha_2 \ln\left(\frac{k}{k_{\text{ref}}}\right) + \frac{1}{6}\beta_2 \ln^2\left(\frac{k}{k_{\text{ref}}}\right)} \right]. \quad (3.1)$$

Here A_s is the total amplitude of the power spectrum and $R (\equiv \mathcal{P}_2/\mathcal{P}_1)$ is the amplitude of field 2 relative to that of the field 1. n_i, α_i and β_i respectively are the spectral index, the running, and the running of the running for each field ($i = 1, 2$). These quantities are to be measured at the reference scale k_{ref} which we choose as $k_{\text{ref}} = 0.05 \text{ Mpc}^{-1}$. The phenomenological form (3.1) captures models of two-field inflation as well as curvaton-type setups where the primordial perturbation may be sourced both by inflaton perturbations and perturbations of another component which during inflation was an isocurvature field.

We set A_s equal to the observed best-fit amplitude of the curvature perturbation $A_s = \mathcal{P}_{\text{obs}} = 2.19 \times 10^{-9}$ [6] and let the other parameters vary in the range

$$n_{1,2} \in [0, 2], \quad \alpha_{1,2} \in [-0.1, 0.1], \quad \beta_{1,2} \in [-0.01, 0.01], \quad R \in [0, 1]. \quad (3.2)$$

We choose the convention where \mathcal{P}_1 denotes the dominant part of \mathcal{P}_ζ and \mathcal{P}_2 the subdominant part such that $R \in [0, 1]$ covers the full range of possible values. The priors chosen for $n_{1,2}$ allows for a significant scale-dependence $\Delta\mathcal{P}_{1,2} \sim 10$ between the Planck pivot scale $k_{\text{ref}} = 0.05 \text{ Mpc}^{-1}$ and the smallest scale probed by μ distortions $k \sim 10^4 \text{ Mpc}^{-1}$ [22] and most theoretical setups fall well within this range of $n_{1,2}$. The priors for the running $\alpha_{1,2}$ and running of the running $\beta_{1,2}$ are chosen to be natural such that each successive term in the Taylor expansions of $\mathcal{P}_{1,2}$ is parametrically smaller than the previous one over the window $k = 0.05 - 10^4 \text{ Mpc}^{-1}$, as required by self-consistency of the expansion (3.1).

Using (3.1), the spectral index, its running and the running of the running computed at a reference scale k_{ref} are given by

$$n_s \equiv 1 + \left. \frac{d\ln\mathcal{P}_\zeta(k)}{d\ln(k)} \right|_{k=k_{\text{ref}}} = \frac{n_1 + Rn_2}{1 + R}, \quad (3.3)$$

$$\alpha_s \equiv \left. \frac{dn_s}{d\ln(k)} \right|_{k=k_{\text{ref}}} = \frac{\alpha_1 + R\alpha_2}{1 + R} + \frac{R(n_2 - n_1)^2}{(1 + R)^2}, \quad (3.4)$$

$$\beta_s \equiv \left. \frac{d^2n_s}{d\ln(k)^2} \right|_{k=k_{\text{ref}}} = \frac{\beta_1 + R\beta_2}{1 + R} + \frac{3R(n_2 - n_1)(\alpha_2 - \alpha_1)}{(1 + R)^2} + \frac{R(1 - R)(n_2 - n_1)^3}{(1 + R)^3}. \quad (3.5)$$

In particular, it should be noted that any difference between the individual spectral tilts of the two components, $n_1 \neq n_2$, generates running and running of the running of the spectral index $n_s - 1$. Moreover, configurations for which $n_1 = n_2$, $\alpha_1 = \alpha_2$ and $\beta_1 = \beta_2$ are fully degenerate with the single field case $R = 0$ for which $n_s = n_1$, $\alpha_s = \alpha_1$ and $\beta_s = \beta_1$.

4 Model constraints from distortion measurements

We now move on to investigate the spectral distortion signals generated in the two-field case (3.1). We scan over the seven model parameters $n_1, n_2, \alpha_1, \alpha_2, \beta_1, \beta_2, R$ in the prior range (3.2). For each parameter set we compute the spectral index n_s , its running α_s , running of the running β_s and the spectral distortion μ using eqs.(3.5) and (2.2). We impose the Planck constraints [6] $n_s = 0.9586 \pm 0.0056$, $\alpha_s = 0.009 \pm 0.010$ and $\beta_s = 0.025 \pm 0.013$ and confront the μ distortion against the forecasted 1- σ sensitivity $\Delta\mu = 1 \times 10^{-8}$ of the future PIXIE survey [25].

Our interest is to see how the combination of data can constrain the model parameters. The results are shown in Figure 1 which illustrates the dependence of μ on various combinations of model parameters. Of the total scan of 5 000 000 parameter sets generated, 12 718 sets (0.25%) were compatible with Planck bounds on (n_s, α_s, β_s) at 99 % C.L. We have also imposed the existing COBE/FIRAS bound on the spectral distortion $|\mu| < 9 \times 10^{-5}$ [26, 27], which excludes only 90 of the sets compatible with Planck constraints. The μ -values are positive apart from 9 parameter sets for which the adiabatic cooling $\mu_{\text{ad}} \approx -3 \times 10^{-9}$ generates a small negative μ .

Configurations with $R \leq 0.05$ shown in the first column of figure 1 effectively reduce to the single field case. Apart from the enhanced μ values for $n_2 \sim 2$, the subdominant field has no effect on the distortion signal in this class and the dependence of μ on n_1, α_1, β_1 is that found in [12, 13]. The enhanced distortion signal is also induced from the positive running and running of the running due to the large difference $n_2 - n_1$ as seen from the last terms of eqs. (3.4) and (3.5), which in this range are large enough to compensate for the R

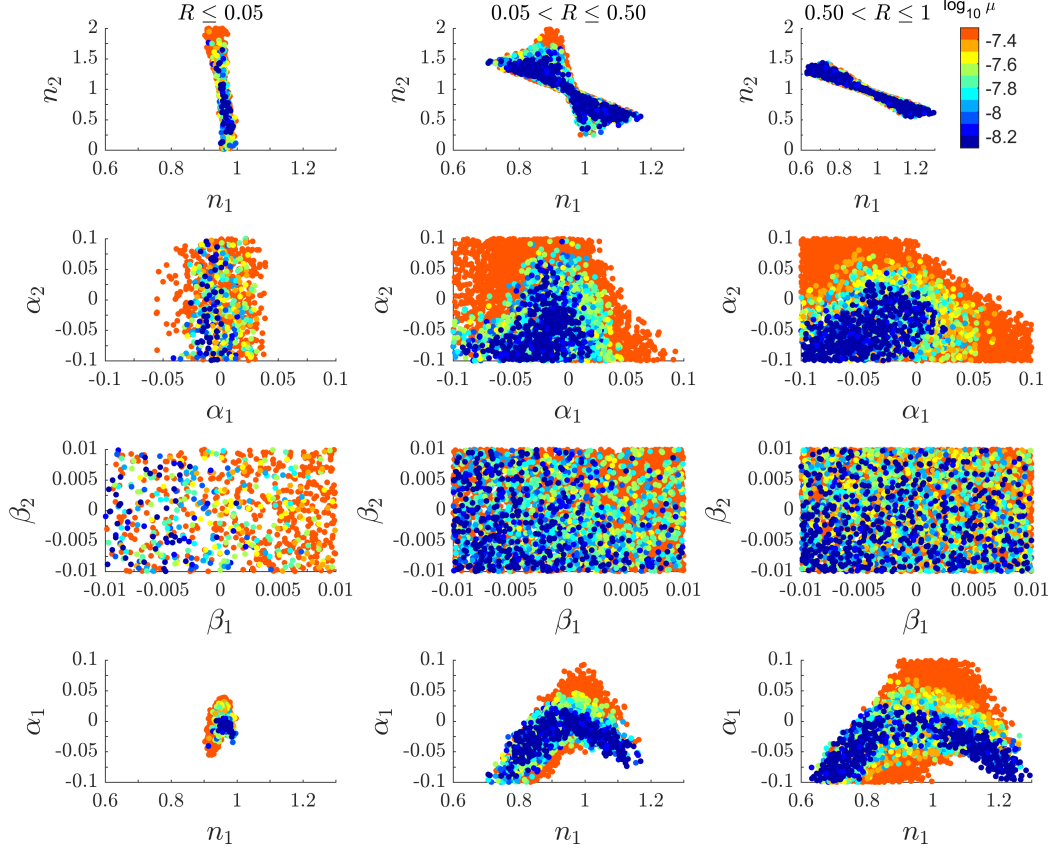


Figure 1. Scatter plots showing the μ distortion (color coding) as function of the two-field model parameters compatible with the Planck bounds $n_s = 0.9586 \pm 0.0056$, $\alpha_s = 0.009 \pm 0.010$ and $\beta_s = 0.025 \pm 0.013$ at 99 % C.L. The limit $R = 0$ corresponds to the single field case and for $R = 1$ both fields contribute equally to the curvature perturbation.

suppression. Note also that in this case μ -distortion can be used to determine the sign of the running of the dominant field, β_2 .

In the intermediate range, $0.05 < R \leq 0.5$, we again see an enhancement of μ values for $n_2 \gtrsim 1.5$, but this feature vanishes for $R > 0.5$ when both fields contribute roughly equally to the spectrum. Apart from this small enhancement, the distribution of μ values in the (n_1, n_2) -plane is uniform. On the other hand, the μ distortion depends strongly on individual runnings α_1 and α_2 , whose allowed ranges will be considerably reduced by PIXIE sensitivity. This can be traced back to the form of eqs. (3.4) and (3.5): when the difference between individual tilts n_1 and n_2 is large, the two terms in eq. (3.4) must cancel to keep the running α_s within the observational bounds. This induces a correlation between n_i and α_i , as illustrated for the dominant component on the last row of figure 1. Configurations with a large $(n_2 - n_1)^2$ dependent part, which cancels against the $\alpha_{1,2}$ dependent part in (3.4), in general lead to significant running of the running β_s through the last two terms in (3.5). This can easily dominate over the $\beta_{1,2}$ dependent first term and lead to a large positive or negative β_s (and, respectively, large positive or negative μ). This explains the flattening out of the distribution of μ -values in the (β_1, β_2) -plane with increasing R , making μ less and less useful indicator of β_i .

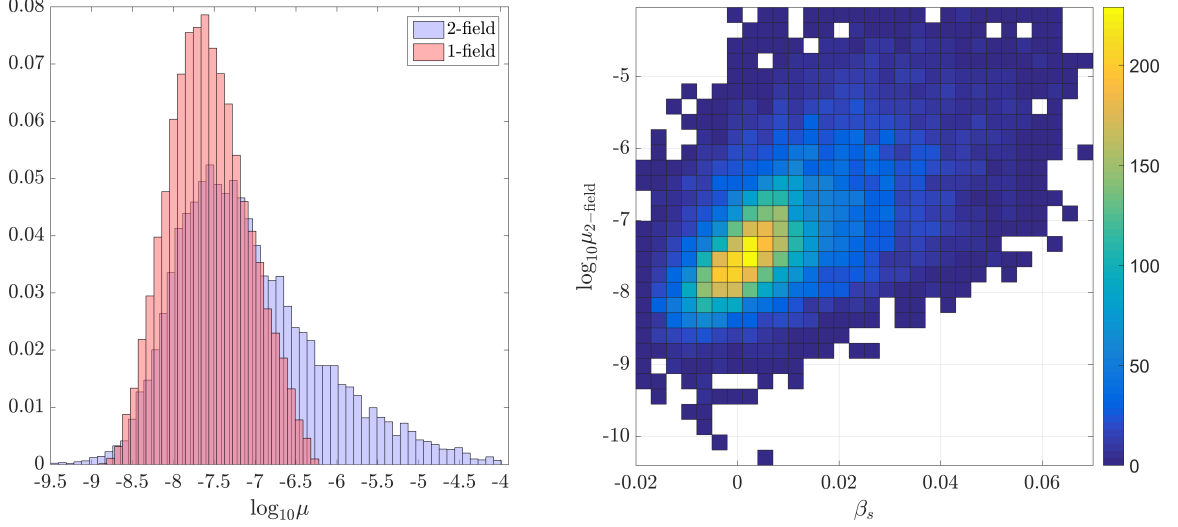


Figure 2. Left panel: Normalized histograms of the μ distortion for configurations compatible with Planck constraints on (n_s, α_s, β_s) at 99 % C.L. and the COBE/FIRAS bound $|\mu| < 9 \times 10^{-5}$. The two cases shown correspond to the full general two-field case (blue) with the priors (3.2) and the single field limit $R = 0$ with the same priors (red). Right panel: frequency distribution of two-field models corresponding to the blue histogram in the left panel as a function of β_s and μ .

The histogram in the left panel of fig. 2 shows the distribution of μ -values for the accepted two field models in our scan, along with a similar distribution from a simulation in the single-field case ($R = 0$), with the same prior ranges (3.2) for n_1, α_1, β_1 . The much wider spread of μ -values in the two field case is due to the large running induced by the $n_1, n_2, \alpha_1, \alpha_2$ dependent terms in eq. (3.5) discussed above. An observation of a large distortion, $\mu > 10^{-6}$, would be a compelling evidence for a multifield inflation (unless our prior on single field β is strongly underestimated). In right panel we show the correlation of the running of running β_s and the μ distortion for our accepted two-field models. The peak of the distribution, centered around $\beta_s = 0$ is significantly shifted away from the Planck best fit range $\beta_s = 0.025 \pm 0.013$. This result is of course prior choice dependent and should not be given too strong a weight, albeit it is what follows with our natural choice of priors. One also sees that smaller (or negative) β_s correlates with smaller μ -values.

Figure 3 exemplifies consequences of an eventual detection assuming the measured spectral distortion would be $\mu = (6 \pm 2) \times 10^{-8}$ at 95 % C.L. Compared to figure 1, there are some differences. It can be seen that the detection would constrain α_1 and α_2 from above cutting away the configurations leading to large positive running and running of the running. Moreover, for $R \gtrsim 0.5$ also the tail of negative values $\alpha_1 \sim \alpha_2 \sim -0.1$ gets cut out. For $R \lesssim 0.05$, the most of the values of β_1 are pushed to positive values $\beta_1 \gtrsim 0$. Overall, the allowed parameter ranges do not change much however. Even a fairly clear detection of μ would then not help much to determine the individual power spectrum parameters in the general two field case. However, in specific theoretical setups the model parameters are typically more correlated, which should lead to a more precise determination of the allowed parameter ranges. We shall next show that this is indeed the case in a popular curvaton scenario.

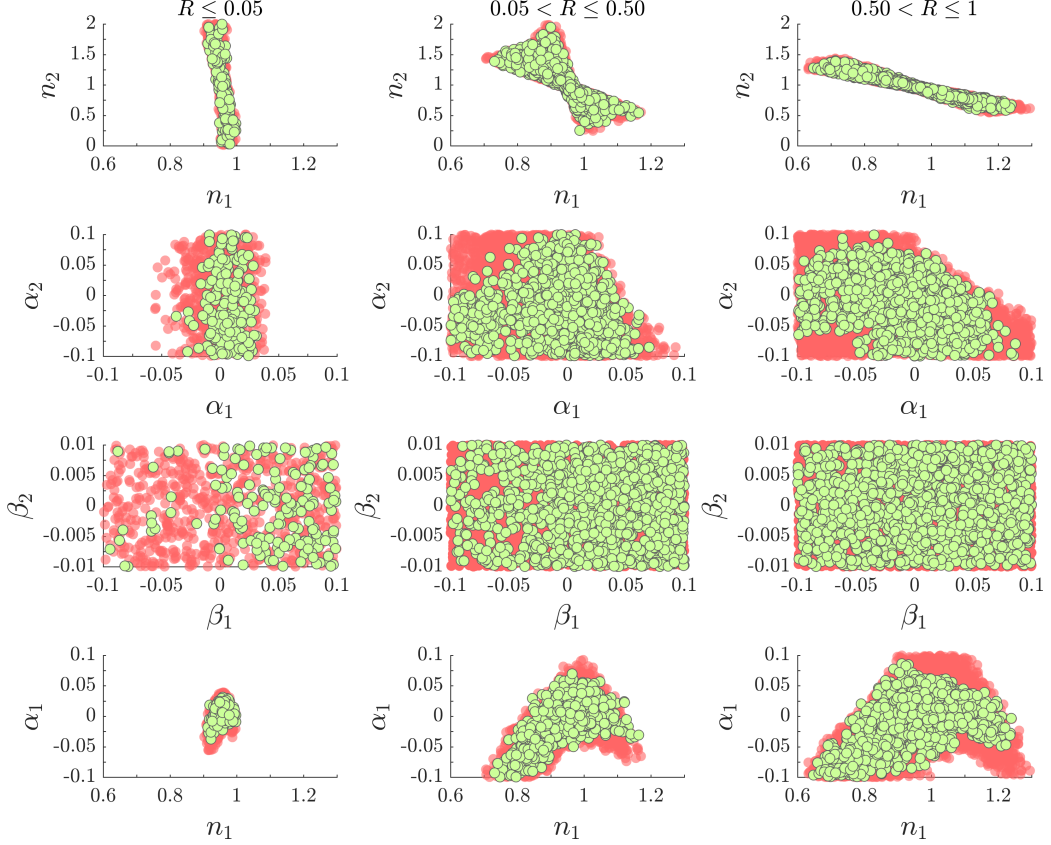


Figure 3. Implications of an eventual detection of μ distortion for the two-field parameters. Red points show the entire parameter space compatible with Planck bounds on $(n_s, \alpha_s, \beta_s, \mu)$ 99 % C.L. Green points show the surviving 99 % C.L. region assuming a detection $\mu = (6 \pm 2) \times 10^{-8}$ at 95 % C.L.

5 A specific example: mixed inflaton and curvaton scenario

As a concrete example of a two-field model, we investigate the parameter space of the mixed inflaton curvaton scenario [28–38]. Here the inflaton field ϕ is assumed to dominate the energy density during inflation. The curvaton χ is an energetically subdominant light isocurvature field during inflation but its fluctuations may later source curvature perturbation. In addition to the traditional incarnation of the curvaton scenario [1–3] the relevant parts of our discussion here apply to any similar setup, such as modulated reheating [4, 5] or inhomogeneous end of inflation [39–41] and so on, where a field which is energetically subdominant during inflation sources the adiabatic curvature perturbation well after the horizon exit of observable modes.

We assume the scalar potential is of the form

$$V(\phi, \chi) = V_1(\phi) + V_2(\chi), \quad (5.1)$$

and $V_1(\phi) \simeq 3H^2 M_P^2 \gg V_2(\chi)$ during inflation, where M_P is the reduced Planck energy scale. Furthermore, we assume that the non-negligible slow-roll parameters are given by

$$\epsilon_\phi = \frac{M_P^2}{2} \frac{V_{,\phi}^2}{V^2}, \quad \eta_\phi = M_P^2 \frac{V_{,\phi\phi}}{V}, \quad \eta_\chi = M_P^2 \frac{V_{,\chi\chi}}{V}, \quad \xi_\phi = M_P^4 \frac{V_{,\phi} V_{,\phi\phi\phi}}{V^2}, \quad \sigma_\phi = M_P^6 \frac{V_{,\phi}^2 V_{,\phi\phi\phi\phi}}{V^3}. \quad (5.2)$$

In other words, we assume that $\xi_\chi = M_P^4 V_{,\chi} V_{,\chi\chi\chi}/V^2$ and $\sigma_\chi = M_P^6 V_{,\chi}^2 V_{,\chi\chi\chi\chi}/V^3$ are either identically zero, as is the case for the quadratic curvaton potential $V_2 = m_\chi^2 \chi^2/2$, or negligible due to the curvaton being close enough to isocurvature direction of the field space $V_{,\chi} \simeq 0$ [42].

The spectrum of curvature perturbation is given by

$$\mathcal{P}_\zeta(k) = N_{,\phi}^2(k) \mathcal{P}_\phi(k) + N_{,\chi}^2(k) \mathcal{P}_\chi(k) \quad (5.3)$$

where the derivatives of the number of e -folds can be evaluated at the horizon crossing of the mode $k = aH$. To leading order in slow-roll we have

$$\mathcal{P}_\phi(k) = \mathcal{P}_\chi(k) = \left(\frac{H}{2\pi} \right)_{k=aH}^2, \quad N_{,\phi}(k) = \frac{1}{M_P \sqrt{2\epsilon(k)}}, \quad (5.4)$$

whereas $N_{,\chi}$ depends on details of the curvaton setup. Defining

$$R = \frac{N_{,\chi}^2(k_{\text{ref}})}{N_{,\phi}^2(k_{\text{ref}})}, \quad (5.5)$$

the spectrum (5.3) coincides with the phenomenological two-field form (3.1). Note a notational difference however, here $R \in [0, \infty]$ as the curvaton can give either a subdominant or dominant contribution to the total spectrum whereas in (3.1) we defined R to be the ratio of the subdominant and dominant components of \mathcal{P}_ζ . Equation (5.3) at the reference scale k_{ref} can then be recast in the form

$$\mathcal{P}_\zeta(k_{\text{ref}}) = \mathcal{P}_T(k_{\text{ref}}) \frac{1+R}{16\epsilon(k_{\text{ref}})}, \quad (5.6)$$

where $\mathcal{P}_T = 8H^2/(4\pi^2 M_P^2)$ is the spectrum of gravitational waves. The tensor-to-scalar ratio at k_{ref} given by

$$r \equiv \frac{\mathcal{P}_T}{\mathcal{P}_\zeta} = \frac{16\epsilon}{1+R}. \quad (5.7)$$

The spectral index, its running and running of the running are given by eqs.(3.3), (3.4) and (3.5) where $n_1 = n_\phi, n_2 = n_\chi$ etc. and the explicit expressions of these parameters are given by

$$\begin{aligned} n_\phi &= 1 - 6\epsilon_\phi + 2\eta_\phi, \\ n_\chi &= 1 - 2\epsilon_\phi + 2\eta_\chi, \\ \alpha_\phi &= -24\epsilon_\phi^2 + 16\epsilon_\phi\eta_\phi - 2\xi_\phi, \\ \alpha_\chi &= -8\epsilon_\phi^2 + 4\epsilon_\phi\eta_\phi + 4\epsilon_\phi\eta_\chi, \\ \beta_\phi &= 2\sigma_\phi - 8\epsilon_\phi(4\eta_\phi^2 + 3\xi_\phi) + 2\eta_\phi\xi_\phi + 192\epsilon_\phi^2\eta_\phi - 192\epsilon_\phi^3, \\ \beta_\chi &= -64\epsilon_\phi^3 - 8\epsilon_\phi\eta_\phi(\eta_\phi + \eta_\chi) + 8\epsilon_\phi^2(7\eta_\phi + 3\eta_\chi) - 4\epsilon_\phi\xi_\phi. \end{aligned} \quad (5.8)$$

5.1 Scan over model parameters

We fix the spectrum at the observed value $\mathcal{P}_\zeta = 2.19 \times 10^{-9}$ [6] at the pivot scale and impose the Planck+BICEP2/KECK bound $r < 0.07$ (at 95 % CL) [43]. We scan over the slow roll parameters $\epsilon, \eta_\phi, \eta_\chi, \xi_\phi, \sigma_\phi$ and R with the prior ranges

$$\begin{aligned} \epsilon_\phi &\in [0, 0.1], & \eta_\phi, \eta_\chi &\in [-0.1, 0.1], & \xi_\phi &\in [-0.01, 0.01], \\ \sigma_\phi &\in [-0.001, 0.001], & R &\in [0.01, 100]. \end{aligned} \quad (5.9)$$

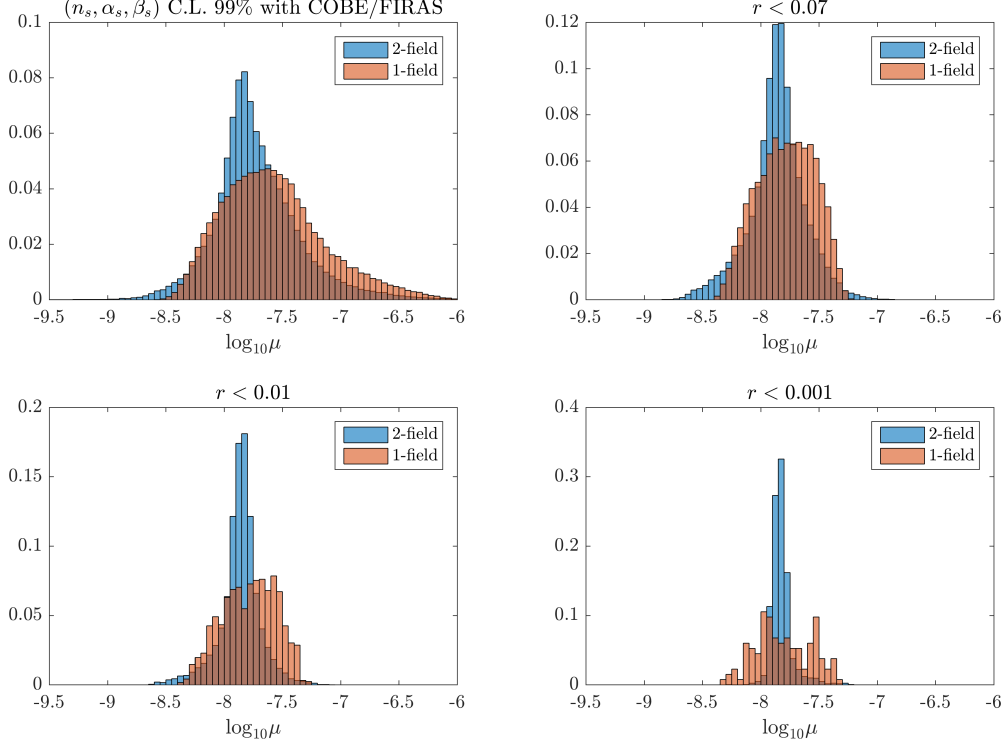


Figure 4. Histograms showing the distribution of μ values for the mixed inflaton-curvaton model (blue) with the priors (5.9) and for single-field inflation (red) $R = 0$ with the same priors. All configurations shown are compatible with Planck bounds on (n_s, α_s, β_s) at 99 % C.L.

The prior range for R practically extends from the inflaton dominated limit to curvaton domination and increasing the range further would not affect our results. On the other hand, the priors chosen for the slow-roll parameters do impose some constraints on the models included. We chose to concentrate on models where both the curvaton and the inflaton dynamics is described by the slow roll dynamics, but allowed for relative large values for the slow-roll parameters, up to $\epsilon, |\eta| \sim 0.1$. Of the higher order slow-roll parameters ξ and σ we assumed that they are at most of order ϵ^2 and ϵ^3 , respectively. Note that for each parameter choice the inflationary scale H is fixed by eq. (5.6) as we fix \mathcal{P}_ζ to the observed amplitude.

We then impose Planck bounds on (n_s, α_s, β_s) , compute the distortion signature for the accepted models and impose also the COBE/FIRAS μ -bound. Of the 3 000 000 models created in our scan, 121 086 models (4%) survived the bounds. The distributions of μ -values in the accepted set is shown in the histogram 4, along with results of an analogous single field scan. First panel shows distributions with no bound on the tensor-to-scalar ratio r , while others show the effect of imposing varying priors on r . Second panel shows that already the existing bound $r < 0.07$ [43] (49 632 models survive) cuts out large distortions. Moreover, the cut is more severe on the pure inflaton limit $R = 0$ ². As a result the range of possible μ values in the mixed inflaton curvaton case extends to smaller and also to slightly larger values compared to the pure inflaton case with the same slow roll priors. Interestingly, imposing

²In the pure inflaton limit, the r -bound directly constrains ϵ_ϕ from above. This cuts out large positive values of η_ϕ (which would generate a too large spectral index) and consequently removes large μ values.

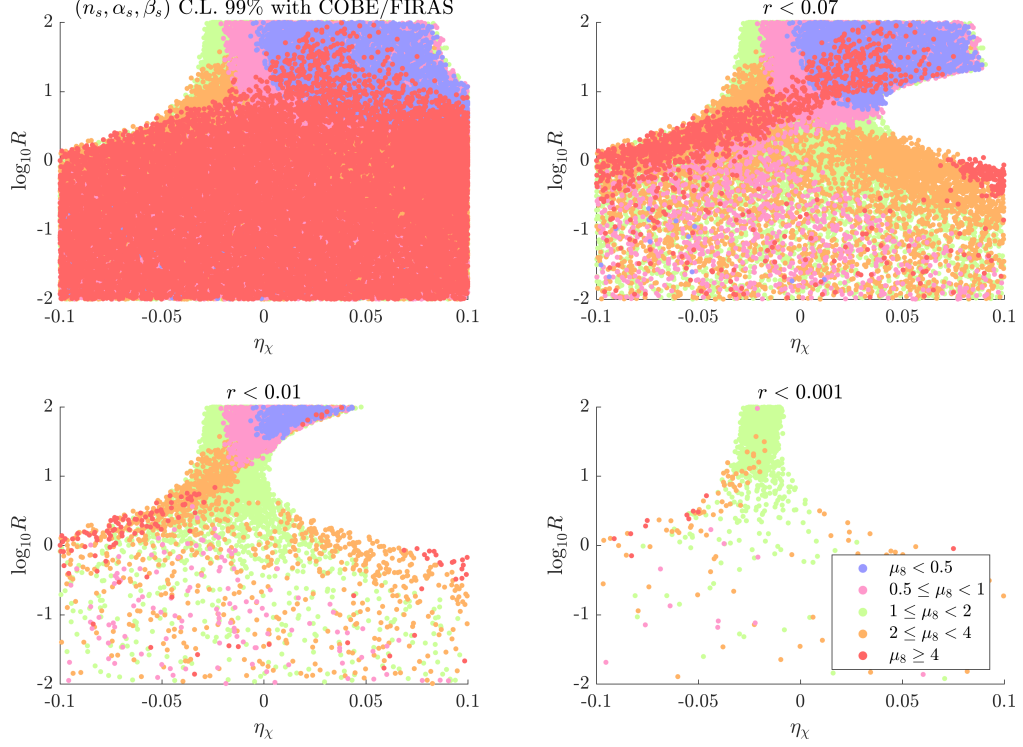


Figure 5. Scatter plots showing the μ distortion (color coding) in the mixed inflaton-curvaton setup as function of the curvaton parameters η_χ and R . The depicted points are compatible with the Planck bounds [6] $n_s = 0.9586 \pm 0.0056$, $\alpha_s = 0.009 \pm 0.010$ and $\beta_s = 0.025 \pm 0.013$ at 99 % C.L. The limit $R = 0$ corresponds to inflaton domination and $R \gg 1$ curvaton domination.

more stringent priors on r does not help constraining the μ range more³. However, more information can be obtained when r prior is applied to μ correlated with pairs of model parameters.

Figure 5 shows the dependence of μ on the curvaton parameters η_χ and R . The first panel again depicts the results without the r -bound. In this case the μ values are strongly degenerate on the (η_χ, R) plane. The corners of large negative and positive η_χ for large R are excluded as they fail to produce the observed spectral index. Taking the current tensor bound $r < 0.07$ into account (second panel) cuts out large μ values in the inflaton dominated regime $R \lesssim 1$, consistent with our interpretation of histograms in fig. 4. Also configurations around $R \sim 1$ and $\eta_\chi \gtrsim 0.05$ get removed as obtaining the observed spectral index in this regime would require $\eta_\phi < -0.1$ for $r < 0.07$, which is outside our prior range. Decreasing the tensor-to-scalar ratio further increases the size of this cut-out region, as is clearly seen in the two lower panels. Tensor bound can then efficiently remove the degeneracy of the μ -values and the curvaton parameters, suggesting that a measurement of spectral distortions together with tensor-to-scalar ratio could place stringent constraints on viable curvaton scenarios⁴.

³Because one-field model is a subset of the two-field model its distribution must always be narrower than the two-field distribution. The latter is significantly more peaked however, with relatively few points at the tails. The very narrow two-field distribution in case $r < 0.001$ is thus but an artefact due to the smallness of the surviving sample.

⁴We have checked that for $\mu \lesssim 4 \times 10^{-8}$ the results are robust against increasing the prior ranges. The

In summary, these results show that distortion constraints are especially powerful when combined with tighter bounds on tensor-to-scalar ratio, already at the level of the forecasted sensitivity of the next generation polarization probes (see, e.g., [44]). It would be interesting to see if other observables, such as non-Gaussianity would be similarly useful when combined with distortion. For example, in [45], observational constraints on the simplest inflaton curvaton model were investigated using the spectrum of curvature perturbations and non-Gaussianity. It would be interesting to redo a similar analysis including spectral distortions in the study.

6 Conclusion

We have investigated the CMB spectral μ distortion in generic two-field models where two uncorrelated sources can simultaneously contribute to the primordial power spectrum. This kind of models can be characterised by the total amplitude at the pivot scale A_s , the ratio R ($\equiv \mathcal{P}_2/\mathcal{P}_1$) of the amplitude between two fields, the spectral index n_i , the running α_i and the running of the running β_i for each field ($i = 1, 2$). We scanned the model parameter space with broad priors and computed the μ distortion signal for parameters consistent with the Planck observations. We found that the value of the μ distortion are enhanced when (i) n_2 is large (we have adopted the prior range $0 \leq R \leq 1$), (ii) the difference between n_2 and n_1 or α_2 and α_1 is large, while satisfying the Planck constraints on n_s, α_s and β_s , as seen in Fig. 1. These two cases arise because of the two-field nature of the model: even if the field 2 is subdominant at CMB scales, it can give a dominant contribution, especially when n_2 is blue-tilted on small scales where the μ distortion can probe the primordial fluctuations, which was also discussed in [11]. The second point (ii), which has not been known in the literature, is due to the fact that large differences $n_2 - n_1$ and/or $\alpha_2 - \alpha_1$ can induce large positive running and running of the running as read off from eqs. (3.4) and (3.5). We have also made an analysis where the detection of μ distortion is assumed in a future observations such as PIXIE [25] (or something analogous to PRISM [46, 47]), say $\mu = (6 \pm 2) \times 10^{-8}$ at 95 % C.L., then we found that we could exclude some models, especially where the difference between α_1 and α_2 are large, even if the constraints on n_s, α_s and β_s from CMB are satisfied, which is shown in Fig. 3.

As concrete example of a two-field model, we studied the mixed inflaton-curvaton scenario and found that the μ distortion can efficiently break degeneracies among the curvaton parameters. For a very small μ , the distortion signal in this scenario is tightly correlated with the curvaton slow-roll parameter η_χ and the curvaton contribution to primordial perturbations R , and the correlation becomes stronger the tighter the upper bound on the tensor-to-scalar ratio r . This indicates that future observations or improved bounds on the μ distortion and primordial gravitational waves could imply a severe test for this kind of multi-field models. We expect that correlating μ distortion similarly with various other observables, such as non-Gaussianities, would give further useful tests for inflationary models.

Acknowledgments

TT would like to thank Cosmology group at University of Jyväskylä for the hospitality during the visit, where a part of this work was done. This work was partially supported by

distribution of larger μ -values on the other hand does change if the priors are extended to allow for significant deviations from slow-roll, $\epsilon_\phi, |\eta_\phi| \gtrsim 0.2$.

the Jenny and Antti Wihuri foundation (JL), the Academy of Finland project 278722 (KK), JSPS KAKENHI Grant Number 15K05084 (TT), and MEXT KAKENHI Grant Number 15H05888 (TT).

References

- [1] K. Enqvist and M. S. Sloth, Nucl. Phys. B **626** (2002) 395 doi:10.1016/S0550-3213(02)00043-3 [hep-ph/0109214]
- [2] D. H. Lyth and D. Wands, Phys. Lett. B **524** (2002) 5 doi:10.1016/S0370-2693(01)01366-1 [hep-ph/0110002]
- [3] T. Moroi and T. Takahashi, Phys. Lett. B **522** (2001) 215 [hep-ph/0110096]
- [4] G. Dvali, A. Gruzinov and M. Zaldarriaga, Phys. Rev. D **69**, 023505 (2004) doi:10.1103/PhysRevD.69.023505 [astro-ph/0303591].
- [5] L. Kofman, astro-ph/0303614.
- [6] P. A. R. Ade *et al.* [Planck Collaboration], Astron. Astrophys. **594**, A20 (2016) doi:10.1051/0004-6361/201525898 [arXiv:1502.02114 [astro-ph.CO]].
- [7] K. Kohri, Y. Oyama, T. Sekiguchi and T. Takahashi, JCAP **1310**, 065 (2013) doi:10.1088/1475-7516/2013/10/065 [arXiv:1303.1688 [astro-ph.CO]].
- [8] J. B. Muñoz, E. D. Kovetz, A. Raccanelli, M. Kamionkowski and J. Silk, JCAP **1705**, no. 05, 032 (2017) doi:10.1088/1475-7516/2017/05/032 [arXiv:1611.05883 [astro-ph.CO]].
- [9] T. Sekiguchi, T. Takahashi, H. Tashiro and S. Yokoyama, arXiv:1705.00405 [astro-ph.CO].
- [10] J. B. Dent, D. A. Easson and H. Tashiro, Phys. Rev. D **86**, 023514 (2012) doi:10.1103/PhysRevD.86.023514 [arXiv:1202.6066 [astro-ph.CO]].
- [11] K. Enqvist, T. Sekiguchi and T. Takahashi, JCAP **1604**, no. 04, 057 (2016) doi:10.1088/1475-7516/2016/04/057 [arXiv:1511.09304 [astro-ph.CO]].
- [12] G. Cabass, A. Melchiorri and E. Pajer, Phys. Rev. D **93**, no. 8, 083515 (2016) doi:10.1103/PhysRevD.93.083515 [arXiv:1602.05578 [astro-ph.CO]].
- [13] G. Cabass, E. Di Valentino, A. Melchiorri, E. Pajer and J. Silk, Phys. Rev. D **94**, no. 2, 023523 (2016) doi:10.1103/PhysRevD.94.023523 [arXiv:1605.00209 [astro-ph.CO]].
- [14] R. A. Sunyaev and Y. B. Zeldovich, Astrophys. Space Sci. **7** (1970) 20; L. Danese and G. de Zotti, Astron. Astrophys. **107**, 39 (1982).
- [15] W. Hu, D. Scott and J. Silk, ApJ **430** (1994) 001 doi:10.1086/187424
- [16] W. Hu and J. Silk, Phys. Rev. D **48** (1993) 485. doi:10.1103/PhysRevD.48.485
- [17] J. Chluba and R. A. Sunyaev, Mon. Not. Roy. Astron. Soc. **419** (2012) 1294 doi:10.1111/j.1365-2966.2011.19786.x [arXiv:1109.6552 [astro-ph.CO]].
- [18] R. A. Sunyaev and R. Khatri, Int. J. Mod. Phys. D **22** (2013) 1330014 doi:10.1142/S0218271813300140 [arXiv:1302.6553 [astro-ph.CO]]/
- [19] H. Tashiro, PTEP **2014**, no. 6, 06B107 (2014). doi:10.1093/ptep/ptu066
- [20] R. Khatri and R. A. Sunyaev, JCAP **1209** (2012) 016 doi:10.1088/1475-7516/2012/09/016 [arXiv:1207.6654 [astro-ph.CO]].
- [21] P. A. R. Ade *et al.* [Planck Collaboration], Astron. Astrophys. **594**, A13 (2016) doi:10.1051/0004-6361/201525830 [arXiv:1502.01589 [astro-ph.CO]].
- [22] R. Khatri, R. A. Sunyaev and J. Chluba, Astron. Astrophys. **540**, A124 (2012) doi:10.1051/0004-6361/201118194 [arXiv:1110.0475 [astro-ph.CO]].

- [23] J. Chluba, R. Khatri and R. A. Sunyaev, Mon. Not. Roy. Astron. Soc. **425**, 1129 (2012) doi:10.1111/j.1365-2966.2012.21474.x [arXiv:1202.0057 [astro-ph.CO]].
- [24] A. S. Josan, A. M. Green and K. A. Malik, Phys. Rev. D **79**, 103520 (2009) doi:10.1103/PhysRevD.79.103520 [arXiv:0903.3184 [astro-ph.CO]].
- [25] A. Kogut *et al.* [PIXIE Collaboration], JCAP **1107** (2011) 025 doi:10.1088/1475-7516/2011/07/025
- [26] D. J. Fixsen, E. S. Cheng, J. M. Gales, J. C. Mather, R. A. Shafer and E. L. Wright, ApJ **473** (1996) 002 doi:10.1086/178173 [astro-ph/9605054]
- [27] J. C. Mather *et al.* ApJ **420** (1994) 002 doi:10.1086/173574
- [28] D. Langlois and F. Vernizzi, Phys. Rev. D **70**, 063522 (2004) [arXiv:astro-ph/0403258];
- [29] G. Lazarides, R. R. de Austri and R. Trotta, Phys. Rev. D **70**, 123527 (2004) [hep-ph/0409335].
- [30] T. Moroi, T. Takahashi and Y. Toyoda, Phys. Rev. D **72**, 023502 (2005) [arXiv:hep-ph/0501007];
- [31] T. Moroi and T. Takahashi, Phys. Rev. D **72**, 023505 (2005) [arXiv:astro-ph/0505339];
- [32] K. Ichikawa, T. Suyama, T. Takahashi and M. Yamaguchi, Phys. Rev. D **78**, 023513 (2008) [arXiv:0802.4138 [astro-ph]].
- [33] K. Ichikawa, T. Suyama, T. Takahashi and M. Yamaguchi, Phys. Rev. D **78**, 063545 (2008) [arXiv:0807.3988 [astro-ph]].
- [34] T. Suyama, T. Takahashi, M. Yamaguchi and S. Yokoyama, JCAP **1012**, 030 (2010) [arXiv:1009.1979 [astro-ph.CO]].
- [35] J. Fonseca and D. Wands, JCAP **1206**, 028 (2012) [arXiv:1204.3443 [astro-ph.CO]].
- [36] K. Enqvist and T. Takahashi, JCAP **1310** (2013) 034 [arXiv:1306.5958 [astro-ph.CO]].
- [37] V. Vennin, K. Koyama and D. Wands, JCAP **1511**, 008 (2015) [arXiv:1507.07575 [astro-ph.CO]].
- [38] T. Fujita, M. Kawasaki and S. Yokoyama, JCAP **1409**, 015 (2014) doi:10.1088/1475-7516/2014/09/015 [arXiv:1404.0951 [astro-ph.CO]].
- [39] F. Bernardeau, L. Kofman and J. P. Uzan, Phys. Rev. D **70**, 083004 (2004) [arXiv:astro-ph/0403315].
- [40] D. H. Lyth, JCAP **0511**, 006 (2005) [arXiv:astro-ph/0510443].
- [41] M. P. Salem, Phys. Rev. D **72**, 123516 (2005) [arXiv:astro-ph/0511146].
- [42] C. T. Byrnes and D. Wands, Phys. Rev. D **74**, 043529 (2006) doi:10.1103/PhysRevD.74.043529 [astro-ph/0605679].
- [43] P. A. R. Ade *et al.* [BICEP2 and Keck Array Collaborations], Phys. Rev. Lett. **116**, 031302 (2016) doi:10.1103/PhysRevLett.116.031302 [arXiv:1510.09217 [astro-ph.CO]].
- [44] D. Barron *et al.*, arXiv:1702.07467 [astro-ph.IM].
- [45] C. T. Byrnes, M. Cortês and A. R. Liddle, Phys. Rev. D **90** (2014) no.2, 023523 doi:10.1103/PhysRevD.90.023523 [arXiv:1403.4591 [astro-ph.CO]].
- [46] P. Andre *et al.* [PRISM Collaboration], arXiv:1306.2259 [astro-ph.CO].
- [47] P. Andre *et al.* [PRISM Collaboration], JCAP **1402** (2014) 006 doi:10.1088/1475-7516/2014/02/006