

# Flower Categorization using Deep Convolutional Neural Networks

Ayesha Gurnani

Electronics and Communication Department  
L. D. College of Engineering  
Ahmedabad, India  
ayeshagurnani1302@gmail.com

Viraj Mavani

Electronics and Communication Department  
L. D. College of Engineering  
Ahmedabad, India  
mavani.viraj.604@ldce.ac.in

**Abstract**— We have developed a deep learning network for classification of different flowers. For this, we have used Visual Geometry Group's 102 category flower data-set having 8189 images of 102 categories from Oxford University. The method is basically divided in two parts i.e. Image segmentation and classification. We have compared two different Convolutional Neural Network architectures GoogLeNet and AlexNet for the classification purpose. By keeping same hyper-parameters for both the architectures, we have found that the Top-1 and Top-5 accuracies of GoogLeNet are 47.15% and 69.17% respectively whereas the Top-1 and Top-5 accuracies for AlexNet are 43.39% and 68.68% respectively. These results are extremely good when compared to random classification accuracy of 0.98%. This method for classification of flowers can be implemented in real-time applications and can be used to help botanists for their research as well as camping enthusiasts.

**Keywords**— *Image Segmentation, Deep Convolutional Neural Networks, Classification, Transfer Learning*

## INTRODUCTION

Flowers are everywhere around us. They can feed insects, birds, animals and humans. They are also used as medicines for humans and some animals. A good understanding of flowers is essential to help in identifying new or rare species when came across. This will help the medicinal industry to improve. The system proposed in the paper can be used by botanists, campers and doctors alike. This can be extended as an image search solution where photo can be taken as an input instead of text in order to get more information about the subject and search accordingly for best matching results.

As the classification of flower species is an important task, it is already in research and many different approaches have been developed. Previously, methods like Deformable Part Models [7], Histogram of Oriented Gradients [8] and Scale invariant feature transform [9] were used for feature extraction, linear classifiers and object detectors [10]. Later the work was focused on segmentation and classification using manual feature engineering. But nowadays, state-of-art performance is achieved by Convolutional Neural Networks. CNNs have fulfilled the demand of robustness and have removed the need of hand crafted features. They are similar to Artificial Neural networks but does not require feature engineering. Each neuron receives some inputs, performs a dot

product and optionally follows it with a non-linear operation. At the last, CNNs also have a loss function which is to be minimized for optimization.

For using CNNs, a large amount of data is required for training. We have used the Visual Geometry Group's 102 category flower data-set used in [1] having 8,189 images spread over 102 categories from Oxford University. We split 15% of the total images for validation set and 15% for test set. Due to the large amount of data needed for CNNs, 8,189 images are not sufficient for training. Hence, we are using pre-trained models which are trained on ILSVRC2012 Dataset and fine-tuning them on the Oxford data-set. This makes the application less computational expensive. An example of the dataset is shown in figure 1.



Figure 1. Image from Oxford data-set



Figure 2. Segmented Image

In the given dataset [1], the images have too much data to be understood by the computer. The image needs to be

segmented in order to extract the essential regions and remove the extraneous data. For this, we have used a segmentation technique [2] to segment the dataset. The data that we used has only the foreground of the images whereas the background has been removed by the above method. The segmented dataset is then given to the CNN as input and results have been observed. We compared the results of two different CNN architectures. Segmented image is shown in figure 2.

#### PROPOSED METHOD

For a given RGB image of any flower, our goal is to predict the category of the flower in the image. For this, first the image is segmented using a segmentation method [2].

The background will be removed and the image will have only the subject of interest with no background. These segmented images are then given to the CNN as input images for training. Therefore, the proposed method is divided into two main parts namely segmentation and fine-tuning the deep convolutional neural network.

#### SEGMENTATION

We use the dataset of flower categories from Oxford University. The dataset consists of 8189 images having 102 categories of different flowers. This dataset is available here (website). In figure 1, the diversity in background of different images can be seen. Therefore, it is necessary to remove the background from the images so that the subject of the image is highlighted. A segmentation method [2] for segmenting the Oxford dataset is used. This segmented dataset contains images which have only the subject of the interest and the background is black.

#### DATA-SET CHARACTERISTICS

The images have resolution of 256x256 and are segmented images from the Oxford Dataset. We did experiments by dividing the dataset into 5737 images for training set, 1226 images for validation set and 1226 images for test set. This makes it a split of 70% training set, 15% validation set and 15% test set. The test set images are the images on which we will simulate the results, which are unknown to the network. We fine-tuned the weights of pre-trained network for our application.

#### CLASSIFICATION

##### 1. AlexNet

AlexNet as described in [3] is shown in figure 3 is one of the two models that we are using for classification. For training AlexNet, we have used NVIDIA DIGITS framework [4] with the BVLC Caffe [5] as backend. The training was performed on an NVIDIA TitanX GPU with the CUDA toolkit. For our experiments, we use pre-trained model of AlexNet trained on ILSVRC2012 dataset which has earlier been helpful in transfer learning problems. The AlexNet has . The network has a softmax layer at its output which showcases the likelihood of a particular class during inference.

For optimization, we used the stochastic gradient descent algorithm which computes the loss function in batches. The

base learning rate used was the 0.01 with linear learning rate decay. We trained the network for 100 epochs. A dropout layer with a dropout ratio of 0.5 was also implemented to introduce regularization. At the end, we had a softmax layer to give out scores of each respective class. The network took 15 minutes 9 seconds to finish training. We observed the results on the test set and found the top-1 accuracy to be 43.39% and top-5 accuracy to be 68.68%. The training curve of the AlexNet can be found in figure 3.

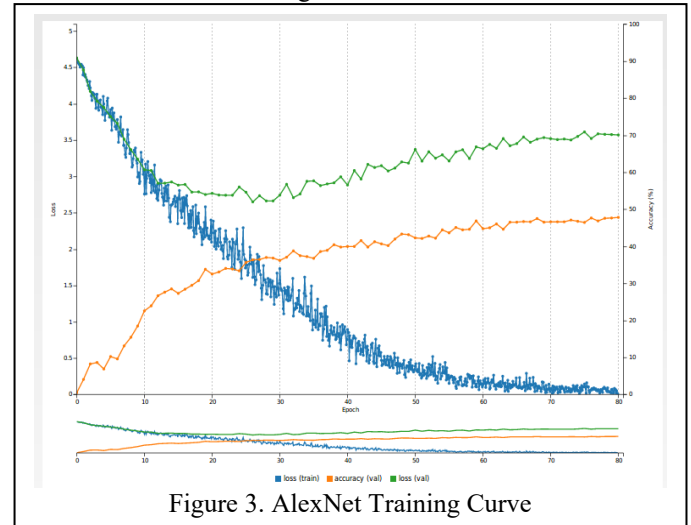


Figure 3. AlexNet Training Curve

##### 2. GoogLeNet

The GoogLeNet is a convolutional neural network architecture implementing a deep module called the Inception as described in [6]. We fine-tuned this relatively newer model which was pre-trained on the ILSVRC2014 data-set for visual classification using the same system. The data-set fed to the network for fine-tuning was the same as that given to AlexNet. The data split also remains the same.

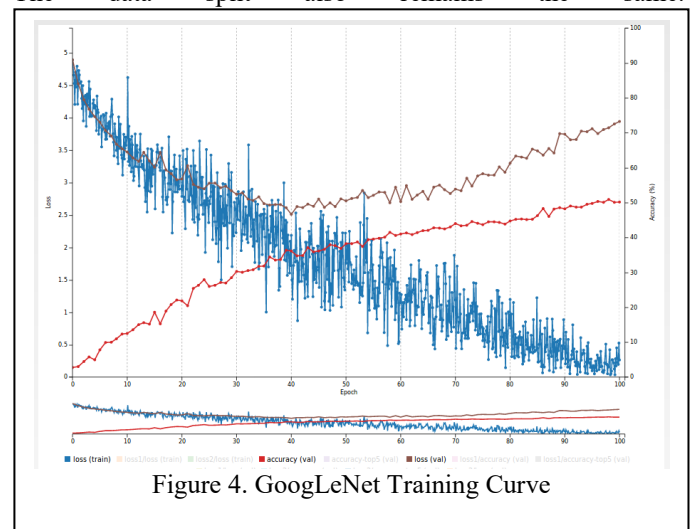


Figure 4. GoogLeNet Training Curve

The GoogLeNet was trained using a stochastic gradient descent algorithm which uses batch optimization. The base learning rate was 0.01 with linear learning rate decay. The network was trained for 100 epochs with dropout layer and softmax at output. The training on the NVIDIA TitanX GPU took 1hour 52minutes. The results observed were better than

those of AlexNet but not to a great extent. The top-1 accuracy was 47.15% and top-5 accuracy was 69.17%. GoogLeNet also offered higher generalizability because of superior regularization. The training curve of GoogLeNet can be found in figure 4.

### COMPARISON

Both the models provided similar results to an extent but still the relatively newer and advanced GoogLeNet outperformed the AlexNet. For comparison, inference results on a single image for both the networks have been shown in figure 5.

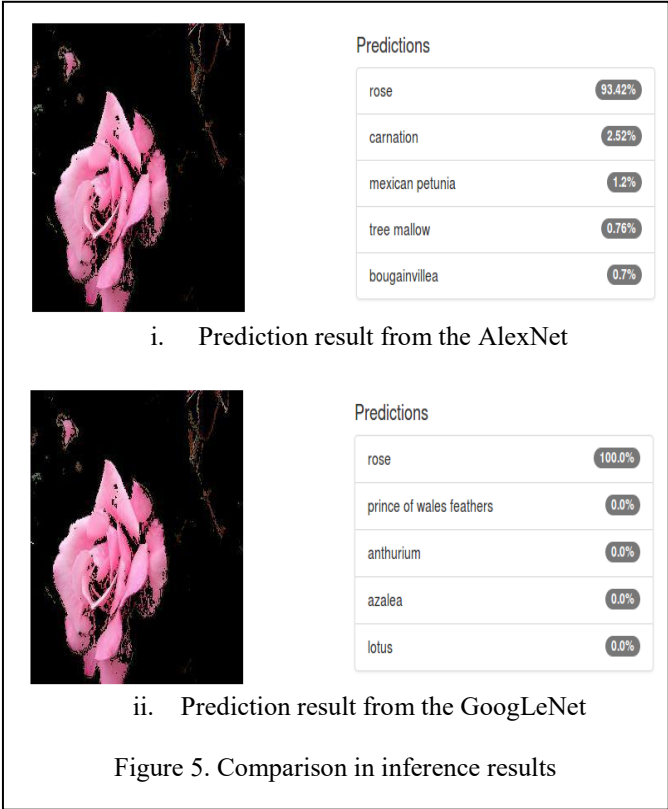


Figure 5. Comparison in inference results

Plus, there were some cases in which flowers wrongly classified by AlexNet but were picked up by GoogLeNet. This was specifically observed in the class “Purple Cone-flower” which AlexNet confused with “Bougainvillea” while GoogLeNet classified it correctly.

### CONCLUSION

We segmented the data-set using the segmentation technique in [2] and gave the segmented data-set as the input to our CNNs. The test set and training set had 0% overlap and

are completely different from each other. We trained the data on two CNN architectures i.e AlexNet and GoogLeNet and have observed results for the same. We fine-tuned the models using the pre-trained weights of the architectures respectively. We found that the Top-1 accuracy of AlexNet is 43.39% and Top-5 is 68.68%. When experimenting with GoogLeNet, the Top-1 accuracy is 47.15% and Top-5 is 69.17% which is greater than AlexNet. Hence, GoogLeNet offered better results in comparison with AlexNet because of various architectural differences. This model can be used for real-time applications to recognize flowers in the wild. Further research can also be done to improve the performance.

### REFERENCES

- [1] Nilsback, M-E. and Zisserman, A. “Automated flower classification over a large number of classes”. Proceedings of the Indian Conference on Computer Vision, Graphics and Image Processing (2008)
- [2] Mavani, Viraj, Ayesha Gurnani, and Jhanvi Shah. "A Novel Approach for Image Segmentation based on Histograms computed from Hue-data." *arXiv preprint arXiv:1707.09643* (2017).
- [3] A Krizhevsky and I Sutskever and GE Hinton, “Imagenet classification with deep convolutional neural networks”. Advances in neural information processing systems (2012)
- [4] <https://developer.nvidia.com/digits> - NVIDIA DIGITS Deep Learning Framework
- [5] Jia, Yangqing and Shelhamer, Evan and Donahue, Jeff and Karayev, Sergey and Long, Jonathan and Girshick, Ross and Guadarrama, Sergio and Darrell, Trevor. “Caffe: Convolutional Architecture for Fast Feature Embedding”. arXiv preprint arXiv:1408.5093 (2014)
- [6] Christian Szegedy and Wei Liu and Yangqing Jia and Pierre Sermanet and Scott Reed and Dragomir Anguelov and Dumitru Erhan and Vincent Vanhoucke and Andrew Rabinovich, “Going deeper with convolutions”, Proceedings of the IEEE CVPR 2015.
- [7] P. Felzenszwalb, D. McAllester, D. Ramaman, “A discriminatively trained, multiscale, deformable part model”, Proceedings of the IEEE CVPR 2008.
- [8] Navneet Dalal and Bill Triggs, “Histograms of oriented gradients for human detection”, Proceedings of the IEEE CVPR 2005.
- [9] DG Lowe, “Distinctive image features from scale-invariant keypoints”, International Journal of Computer Vision, 2004.
- [10] Seeland M, Rzanny M, Alaqraa N, Wäldchen J, Mäder P, “Plant species classification using flower images—A comparative study of local feature representations”. PLoS ONE 12(2): e0170629. doi:10.1371/journal.pone.