

VIGAN: Missing View Imputation with Generative Adversarial Networks

Chao Shang, Aaron Palmer, Jiangwen Sun, Ko-Shin Chen, Jin Lu, Jinbo Bi

Department of Computer Science and Engineering

University of Connecticut

Storrs, CT, USA

{chao.shang, aaron.palmer, jiangwen.sun, ko-shin.chen, jin.lu, jinbo.bi}@uconn.edu

Abstract—In an era when big data is becoming the norm, there is less concern with the quantity but more with the quality and completeness of the data. In many disciplines, data are collected from heterogeneous sources, resulting in multi-view or multi-modal datasets. The missing data problem has been challenging to address in multi-view data analysis. Especially, when certain samples miss an entire view of data, it creates the missing view problem. Classic multiple imputations or matrix completion methods are hardly effective here when no information can be based on in the specific view to impute data for such samples. The commonly-used simple method of removing samples with the missing view issue can dramatically reduce sample size, thus diminishing the statistical power of an analysis. In this paper, we propose a novel approach for view imputation via generative adversarial networks (GANs), which we name as VIGAN. This approach first treats each view as a separate domain and identifies domain-to-domain mappings through GANs using randomly-sampled data from each view, and then employs a multi-modal denoising autoencoder (DAE) to reconstruct the missing view from the GAN outputs based on paired data from each view. Then, by optimizing the GANs and DAE jointly, our model enables the knowledge integration learned for domain mappings and view correspondences to effectively recover the missing view. Empirical results on benchmark datasets validate the VIGAN approach by comparing against the state of the art, and an evaluation of VIGAN in a genetic study of substance use disorders further proves the effectiveness and usability of this approach in life science.

Keywords—missing data; missing view; generative adversarial networks; autoencoder; domain mapping; cycle-consistent

I. INTRODUCTION

In many scientific domains, data can come from a multitude of diverse sources. A patient can be monitored simultaneously by multiple sensors in a home care system. In a genetic study, patients are assessed by their genotypes and their clinical symptoms. A web page can be represented by words on the page or by all the hyper-links pointing to it from other pages. Similarly, an image can be represented by the visual features extracted from it or by the text describing it. Each aspect of the data may offer a unique perspective to tackle the target problem. It brings up an important set of machine learning problems associated with the efficient utilization, modeling and integration of the heterogeneous data. In the era of big data, large quantities of such heterogeneous data have been accumulated in many domains. The proliferation of such data has facilitated knowledge

discovery but also imposed great challenges on ensuring the quality or completeness of the data. The commonly-encountered missing data problem is what we cope with in this paper.

There are distinct mechanisms to collect data from multiple aspects or sources. In multi-view data analysis, samples are characterized or viewed in multiple ways, thus creating multiple sets of input variables for the same sample. For instance, a genetic study of a complex disease may produce two data matrices respectively for genotypes and clinical symptoms, and the records in the two matrices are paired for each patient. In a dataset with three or more views, there exists a one-to-one mapping across the records of every view. In practice, it is however more common that data collected from different sources are for different samples, which leads to multi-modal data analysis. To study Alzheimer’s disease, a US initiative collected neuroimages (a modality) for a sample of patients and brain signals such as electroencephalograms (another modality) for a different sample of patients, resulting in unpaired data. The integration of these datasets in a unified analysis requires different mathematical modeling from the multi-view data analysis because there is no longer a one-to-one mapping across the different modalities. This problem is also frequently referred to domain mapping or domain adaptation in various scenarios. The method that we propose herein can handle both the multi-view and multi-modal missing data problem.

Although the missing data problem is ubiquitous in large-scale datasets, most existing statistical or machine learning methods do not handle it and thus require the missing data to be imputed before the statistical methods can be applied [1, 2]. With the complex structure of heterogeneous data comes high complexity of missing data patterns. In the multi-view or multi-modal datasets, data can be missing at random in a single view (or modality) or in multiple views. Even though a few recent multi-view analytics [3] can directly model incomplete data without imputation, they often assume that there exists at least one complete view, which is however often not the case. In multi-view data, certain subjects in a sample can miss an entire view of variables, resulting in the missing view problem as shown in Fig.1. In a general case, one could even consider that a multi-modal dataset just misses the entire view of data in a modality for the sample

subjects that are characterized by another modality.

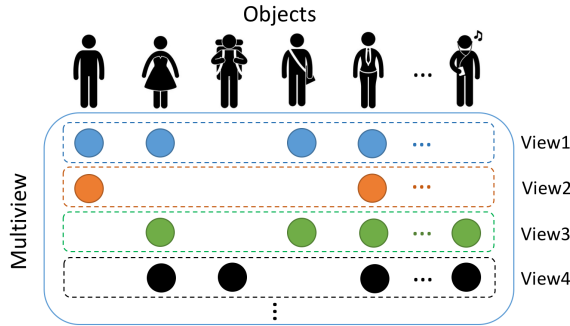


Figure 1: The missing view problem extremely limits the cross-view collaborative learning.

To date, the widely-used data imputation methods focus on imputing or predicting the missing entries within a single view [4, 5, 6]. Often times, data from multiple views are concatenated to form a single view data imputation problem. The classic single view imputation methods, such as multiple imputation methods, or matrix completion methods, are hardly scalable to big data. For instance, the matrix completion methods start with the partially observed data matrix and then typically use matrix factorization to infer missing values by imposing priors on the matrix such as the low rank condition. Matrix factorization techniques generally require computational complexity of $O(N^3)$ in terms of the matrix size N , thus difficult to handle even a matrix in the size of a thousand by a thousand. Lately, there has been extensive research on imputation in true multi-view settings [7, 8, 9, 10, 11] where the missing values in a view can be imputed by utilizing useful information from another complete view. These prior works assume that all views are available, and only some data points in each view are missing. This assumption has limited these methods because in practice it is common to miss an entire view of data for certain samples. This missing view problem brings up a significant challenge when conducting any multi-view analysis, especially when used in the context of very large and heterogeneous datasets like those in healthcare.

Recent deep learning methods [12, 13, 14] for learning a shared representation of multiple views of data have the potential to address the missing view problem. One of the most important advantages of these deep neural networks is their scalability and computational efficiency. Autoencoders [15] and denoising autoencoders (DAE) [11] have been used to denoise or complete data, especially for images. Generative adversarial networks (GANs) [16] can create images or data records from random data sampled from a distribution, and hence can be potentially used to impute data. The latest GANs [17, 18, 19, 20, 21] for domain mappings can learn the relationship between two modalities

using unpaired data. However, all of these methods have not been thoroughly studied to impute missing views of data.

We propose a composite approach of GAN and autoencoder to address the missing view problem. Our method imputes an entire missing view by employing a multi-stage training procedure where in Stage one a multi-modal autoencoder [14] is trained on paired data to embed and reconstruct the input views. Stage two consists of training a cycle-consistent GAN [17] with unpaired data allowing a cross-domain relationship to be inferred. Stage three optimizes both the pre-trained multi-modal autoencoder and the pre-trained cycle-consistent GAN so that we integrate the cross-domain relationship learned from unpaired data and the view correspondences learned from paired data. Intuitively, the cycle-consistent GAN model learns to translate data from view X to view Y , and the translated data can be viewed as an initial estimate of the missing values, or a noisy version of the true data. Then the last stage uses the autoencoder to refine the estimate by denoising the GAN outputs.

There are several contributions in our approach:

- 1) We propose a method for the missing view problem in multi-view datasets.
- 2) The proposed method can employ both paired multi-view data and unpaired multi-modal data simultaneously, and make use of all resources with missing data.
- 3) Our approach is the first to combine domain mapping with cross-view imputation of missing data.
- 4) Our approach is highly scalable, and can be extended to solve more than two views of missing data problem.

Empirical evaluation of the proposed approach on both synthetic and real world datasets demonstrate its superior performance on data imputation and its computational efficiency. The rest of the paper will proceed as follows. In Section 2 we discuss related works. Section 3 is dedicated to the description of our model followed by a summary of experimental results in Section 4. We then conclude in Section 5 with a discussion of future works.

II. RELATED WORKS

A. Matrix Completion

Matrix completion methods focus on imputing the missing entries of a partially observed matrix under certain assumptions. Specifically, the low-rank condition is the most widely used assumption, which is equivalent to assuming that the underlying observed matrix can be represented by linear combinations of a small number of basis vectors. Numerous matrix completion approaches have been proposed to complete a low-rank matrix, either based on convex optimization by minimizing the nuclear norm, such as the Singular Value Thresholding (SVT) [4] and SoftImpute [22] methods, or alternatively in a non-convex optimization perspective through matrix factorization [23]. These methods are often ineffective when applied to the missing view problem. First,

when concatenating features of different views in a multi-view dataset into a single data matrix, the missing values are no longer randomly distributed, but rather appear in blocks, which violates the randomness assumption for most of the matrix completion methods. In this case, classical matrix completion methods no longer guarantee the recovery of data from missing modalities. Another issue is that matrix completion methods are often computationally expensive and can become prohibitive for large datasets. For instance, those iteratively computing the singular value decomposition of an entire data matrix have a complexity of $O(N^3)$ in terms of the matrix size N .

B. Autoencoder and RBM

Autoencoders were first introduced by Rumelhart et al [24] in the 1980s to address the problem of backpropagation in the unsupervised setting. More recently the autoencoder has shown to play a more fundamental role in the unsupervised learning setting for learning a latent data representation in deep architectures [15]. Vincent et al introduced the denoising autoencoder in [11] as an extension of the classical autoencoder to use as a building block for deep networks. A DAE is trained from a corrupted version of input data to reconstruct the true data, and has been shown capable of learning more robust reconstruction features.

Researchers have extended the standard autoencoders into multi-modal autoencoders [14]. Ngiam et al [14] use a deep autoencoder to learn relationships between high-level features of audio and video signals. In their model they train a bi-modal deep autoencoder using modified but noisy audio and video datasets although many of their training samples only show in one of the modalities. The shared feature representations learned by this model in the hidden layers can capture correlations across different modalities, allowing for potential reconstruction of a missing view. In practice, the training is done by simply zeroing out values in the missing view and the network is trained to recompute the missing entries. Wang et al [12] enforce the feature representation of the multi-view data to have high correlation between views. Another work [25] proposes to fill in missing data modalities given the observed ones by creating an autoencoder model out of stacked restricted Boltzmann machines. Unfortunately, all these methods train models from paired data. During the training process, any data that have no complete views are removed, consequently leaving only a small percentage of data for training.

C. Generative Adversarial Networks

Recently a novel method to train generative models called generative adversarial networks (GANs) was proposed by Goodfellow et al [16]. GANs have achieved impressive results in a wide variety of problems. Briefly, the GAN model consists of a generator that takes a known distribution, usually some kind of normal or uniform distributions, and

tries to map it to a data distribution. The generated samples are then compared by a discriminator against real samples from the true distribution. The generator and discriminator play a minimax game where the generator tries to fool the discriminator, and the discriminator tries to distinguish between fake and true samples. The solution to this game lies at a saddle-point. A great variety of other GAN models have emerged afterwards. Given the nature of GANs, they have great potential for use in data imputation as further discussed in the next subsection.

D. Unsupervised Domain Mapping

Unsupervised domain mapping learns and identifies a mapping between two modalities from unpaired datasets. The goal of these domain mapping models is to find a function which can translate from one domain to the other without the use of paired input-output examples.

There are four very recent papers that perform similar tasks. DiscoGAN [18] created by Kim et al is able to discover cross-domain relations using an autoencoder model where the embedding corresponds to another domain. A generator learns to map from one domain to another and then through a separate generator maps back to the original domain. Each domain has a discriminator to discern whether the generated images come from the true domain. There is also a reconstruction loss to ensure a bijective mapping. In this model the two generators that map to domain A are coupled, and the two generators that map to domain B are coupled. Zhu et al use a cycle-consistent adversarial network, called CycleGAN [17], to train unpaired image-to-image translations in a very similar way. Their architecture is defined slightly smaller, i.e. there isn't a coupling involved but rather the generated image is passed back over the original network. The pix2pix method [21] is very similar to the CycleGAN, which is trained only on paired data to learn a mapping from input to output images. The fourth model by Yi et al is called DualGAN [19]. This model uses uncoupled generators to perform image-to-image translation. However, instead of using binary cross entropy or mean squared error as the other methods have used, DualGAN uses a Wasserstein loss.

Liu and Tuzel coupled two GANs together in their Co-GAN model [20] for domain mapping with unpaired images from the two domains. They assume that the two domains are similar in nature, which then motivates the use of the tied weights. Taigman et al introduce a domain transfer network in [26] which is able to learn a generative function that maps from one domain to another. This model differs from several of the others in that the consistency they enforce is not just on the reconstruction, but on the embedding itself and the model is not bijective. Moreover, they consider the missing data problem when a class of examples is missing from the target domain.

III. METHOD

We present an imputation model for the missing view problem using generative adversarial networks which we call VIGAN. Our method combines two initialization steps to learn cross-domain relations from unpaired data in a GAN and view correspondences from paired data in a DAE. Then our VIGAN method focuses on the joint optimization of both DAE and CycleGAN in the last stage. The denoising autoencoder is used to learn shared and private latent spaces for each view to better reconstruct the missing views, which amounts to denoise the GAN outputs.

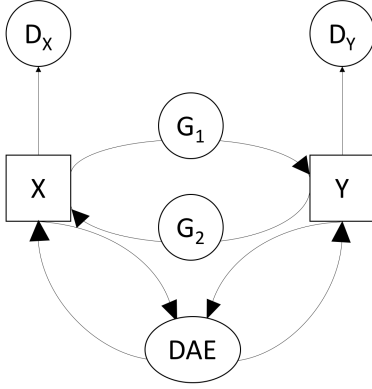


Figure 2: VIGAN architecture consisting of the two main components: a CycleGAN with generators G_1 and G_2 and discriminators D_X and D_Y and a multi-modal denoising autoencoder DAE .

A. Notations

We assume that the dataset \mathcal{D} consists of three parts: the complete pairs $\{(x^{(i)}, y^{(i)})\}_{i=1}^N$, examples that miss the y values $\{x^{(i)}\}_{i=N+1}^{M_x}$, and examples that miss the x values $\{y^{(i)}\}_{i=N+1}^{M_y}$. We use the following notations.

- $G_1 : X \rightarrow Y$ and $G_2 : Y \rightarrow X$ are mappings between variable spaces X and Y .
- D_Y and D_X are discriminators of G_1 and G_2 respectively.
- $A : X \times Y \rightarrow X \times Y$ is an autoencoder function.
- We define two projections $P_X(x, y) = x$ and $P_Y(x, y) = y$ which either take the x part or the y part of the pair (x, y) .
- $\mathbb{E}_{x \sim p_{\text{data}}(x)}[f(x)] = \frac{1}{M_x} \sum_{i=1}^{M_x} f(x^{(i)})$
- $\mathbb{E}_{(x, y) \sim p_{\text{data}}((x, y))}[f(x, y)] = \frac{1}{N} \sum_{i=1}^N f(x^{(i)}, y^{(i)})$

B. The Proposed Formulation

In this section we describe the VIGAN formulation which is also illustrated in Figure 2. In this method, both paired and unpaired data are employed to learn mappings or correspondences between domains X and Y . The denoising autoencoder is used to learn a shared representation from

pairs $\{(x, y)\}$ and is pre-trained in the same way as how a standard DAE is trained. The cycle-consistent GAN is used to learn from unpaired $\{x\}$, $\{y\}$ examples randomly drawn from the data to obtain maps between the domains. Although this mapping computes a y value for an x example (and vice versa), it is learned by focusing on domain translation, e.g. how to translate from audio to video, rather than finding the specific y for that x example. Hence, the GAN output can be treated as a rough and initial estimate of the missing y for an x example. To jointly optimize both the DAE and CycleGAN, in the last stage, we minimize an overall loss function which we derive in the following subsections.

The loss of multi-modal denoising autoencoder

A multi-modal DAE is an architecture consisting of three pieces, as shown in Figure 3. Any layers specific to a view will extract high order features from that view which will then be embedded in a shared representation as shown in the dark area in the middle of Figure 3. The shared representation is constructed by the layers that connect both views. The last piece requires the network to reconstruct each of the views or modalities. The autoencoder learning mechanism aims to ensure that the inner representation catches the essential structure of the multi-view data. Notably, each view's mapping function and the inner representation are jointly optimized and thus correlated.

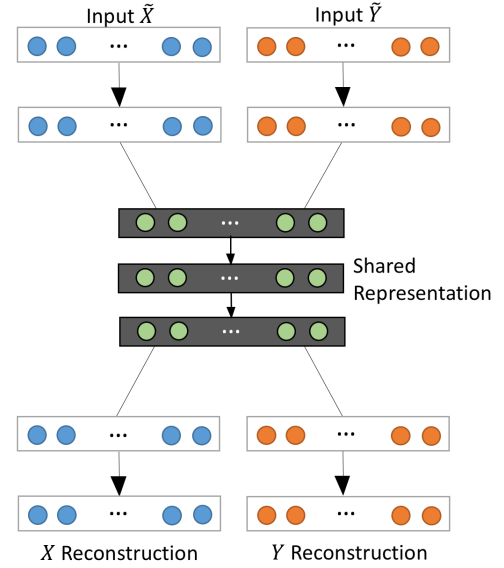


Figure 3: Multi-modal denoising autoencoder: the input pair (\tilde{X}, \tilde{Y}) is $(x, G_1(x))$ or $(G_2(y), y)$ as corrupted (noising) versions of the original pair (X, Y) .

Given the mappings $G_1 : X \rightarrow Y$ and $G_2 : Y \rightarrow X$, we may view pairs $(x, G_1(x))$ and $(G_2(y), y)$ as two corrupted versions of the original pair (x, y) in the data set. A denoising autoencoder, $A : X \times Y \rightarrow X \times Y$, is then trained to reconstruct (x, y) from $(x, G_1(x))$ or $(G_2(y), y)$.

We express the objective function as the squared loss:

$$\begin{aligned} \mathcal{L}_{\text{AE}}(A, G_1, G_2) = & \mathbb{E}_{(x,y) \sim p_{\text{data}}((x,y))} [\|A(x, G_1(x)) - (x, y)\|_2^2] \\ & + \mathbb{E}_{(x,y) \sim p_{\text{data}}((x,y))} [\|A(G_2(y), y) - (x, y)\|_2^2]. \end{aligned} \quad (1)$$

The adversarial loss

We then apply the adversarial loss introduced in [16] to the composite functions $P_Y \circ A(x, G_1(x)) : X \rightarrow Y$ and $P_X \circ A(G_2(y), y) : Y \rightarrow X$. This loss will affect the training of both the autoencoder (AE) and the GAN so we call it $\mathcal{L}_{\text{AEGAN}}$:

$$\begin{aligned} \mathcal{L}_{\text{AEGAN}}^Y(A, G_1, D_Y) = & \mathbb{E}_{y \sim p_{\text{data}}(y)} [\log(D_Y(y))] \\ & + \mathbb{E}_{x \sim p_{\text{data}}(x)} [\log(1 - D_Y(P_Y \circ A(x, G_1(x))))], \end{aligned} \quad (2)$$

and

$$\begin{aligned} \mathcal{L}_{\text{AEGAN}}^X(A, G_2, D_X) = & \mathbb{E}_{x \sim p_{\text{data}}(x)} [\log(D_X(x))] \\ & + \mathbb{E}_{y \sim p_{\text{data}}(y)} [\log(1 - D_X(P_X \circ A(G_2(y), y)))]]. \end{aligned} \quad (3)$$

The first loss function above aims to measure the difference between the observed y value and the output of the composite function $P_Y \circ A(x, G_1(x))$ whereas the second loss function measures the difference between the true x value and the output of $P_X \circ A(G_2(y), y)$. The discriminators are designed to distinguish the fake data from the true observations. For instance, the D_Y network is used to discriminate between the data created by $P_Y \circ A(x, G_1(x))$ and the observed y 's. Hence, following the traditional GAN mechanism, we solve a minimax problem to optimize the parameters in A , G_1 and D_Y , i.e., $\min_{A, G_1} \max_{D_Y} \mathcal{L}_{\text{AEGAN}}^Y$. In alternating steps, we also solve $\min_{A, G_2} \max_{D_X} \mathcal{L}_{\text{AEGAN}}^X$ to optimize the parameters in the A , G_2 and D_X networks. Note that the above loss functions are used in the last stage of our method when optimizing both the DAE and GAN. In the second stage of initializing the GAN, the standard GAN loss function \mathcal{L}_{GAN} is used as discussed in CycleGAN [17].

The cycle consistency loss

Using a standard GAN, the network can map the same set of input images to any random permutation of images in the target domain. In other words, any mapping constructed by the network may induce an output distribution that matches the target distribution. Hence, the adversarial loss alone cannot guarantee that the constructed mapping can map an input to a desired output. To reduce the space of possible mapping functions, CycleGAN uses the so-called cycle consistency loss function expressed in terms of the ℓ_1 -norm penalty [17]:

$$\begin{aligned} \mathcal{L}_{\text{CYC}}(G_1, G_2) = & \mathbb{E}_{x \sim p_{\text{data}}(x)} [\|G_2 \circ G_1(x) - x\|_1] \\ & + \mathbb{E}_{y \sim p_{\text{data}}(y)} [\|G_1 \circ G_2(y) - y\|_1] \end{aligned} \quad (4)$$

The rationale here is that by simultaneously minimizing the above loss, the GAN network is able to map an input image back to itself by pushing through G_1 and G_2 . This kind of cycle-consistent loss has been found to be important for a network to well perform as documented in CycleGAN [17], DualGAN [19], and DiscoGAN [18].

The overall loss of VIGAN

After discussing the formulation used in the multi-modal DAE and CycleGAN, we are now ready to describe the overall objective function of VIGAN. In the third stage of training, we formulate a loss function by taking into consideration all of the above losses as follows:

$$\begin{aligned} \mathcal{L}(A, G_1, G_2, D_X, D_Y) = & \lambda_{\text{AE}} \mathcal{L}_{\text{AE}}(A, G_1, G_2) + \lambda_{\text{CYC}} \mathcal{L}_{\text{CYC}}(G_1, G_2) \\ & + \mathcal{L}_{\text{AEGAN}}^X(A, G_2, D_X) + \mathcal{L}_{\text{AEGAN}}^Y(A, G_1, D_Y) \end{aligned} \quad (5)$$

where λ_{AE} and λ_{CYC} are two hyper-parameters used to balance the different terms in the objective. We then solve the following minimax problem for the best parameter settings of the autoencoder A , generators G_1 , G_2 , and discriminators D_X and D_Y :

$$\min_{A, G_1, G_2} \max_{D_X, D_Y} \mathcal{L}(A, G_1, G_2, D_X, D_Y). \quad (6)$$

The overall loss in Eq.(5) uses both paired and unpaired data. In practice, even if all data are paired, the loss \mathcal{L}_{CYC} is only concerned with the self-mapping. i.e., $x \rightarrow x$ or $y \rightarrow y$, and the loss $\mathcal{L}_{\text{AEGAN}}$ uses randomly-sampled x or y values, so both do not use the correspondence in pairs. Hence, Eq.(6) can still learn a GAN from unpaired data generated by random sampling from x or y examples. If all data are unpaired, the loss \mathcal{L}_{AE} will degenerate to 0, and VIGAN can be regarded as an enhanced CycleGAN where the two generators G_1 and G_2 are expanded to both interact with a DAE which aims to denoise the G_1 and G_2 outputs for better estimation of the missing values (or more precisely the missing views).

C. Implementation

1) *Training procedure:* As described above, we employ a multi-stage training regimen to train the complete model. The VIGAN model first pre-trains the DAE where inputs are observed (true) paired samples from two views, which is different from the data used in the final step for the purpose of denoising the GAN. At this stage, the DAE is used as a regular multi-modal autoencoder to identify the correspondence between different views. We train the multi-modal DAE for a pre-specified number of iterations. We then build the CycleGAN using unpaired data to learn domain mapping functions from view \mathcal{X} to view \mathcal{Y} and vice versa.

At last, the pre-trained DAE is re-optimized to denoise the outputs of GAN outputs by joint optimization with both paired and unpaired data. The DAE is now trained with the

noisy versions of (x, y) as inputs, that are either $(x, G_1(x))$ or $(G_2(y), y)$, so the noise is added to only one component of the pair. The target output of the DAE is the true pair (x, y) . Because only one side of the pair is corrupted with certain noise (created by the GAN) in the DAE input, we aim to recover the correspondence by employing the observed counterpart in the pair. The difference from a regular DAE is that rather than corrupting the input with a noise of known distribution, we treat the residual of the GAN estimate as the noise. This process is illustrated in Figure 4 and the pseudo-code for the training is summarized in Algorithm 1. In our experiments, our training strategy is that only paired samples from all data are used for last step.

Algorithm 1 VIGAN training procedure

Require:

Image set X , image set Y , n_1 unpaired x images $x_u^i, i = 1, \dots, n_1$ and n_2 unpaired y images $y_u^j, j = 1, \dots, n_2$, m paired images $(x_p^k, y_p^k) \in X \times Y, k = 1, \dots, m$; The GAN generators for x and y have parameters u_X and u_Y , respectively; the discriminators have parameters v_X and v_Y ; the DAE has parameters w ; $\mathcal{L}(A)$ refers to the regular DAE loss; $\mathcal{L}(G_1, G_2, D_X, D_Y)$ refers to the regular CycleGAN loss; and $\mathcal{L}(A, G_1, G_2, D_X, D_Y)$ denotes the VIGAN loss.

Initialize w as follows:

//Paired data

for the number of pre-specified iterations **do**

 Sample paired images from $(x_p^k, y_p^k) \in X \times Y$

 Update w to min $\mathcal{L}(A)$

end for

Initialize v_X, v_Y, u_X, u_Y as follows:

//Unpaired data

for the number of pre-specified iterations **do**

 Sample unpaired images each from x_u^i and y_u^j

 Update v_X, v_Y to max $\mathcal{L}(G_1, G_2, D_X, D_Y)$

 Update u_X, u_Y to min $\mathcal{L}(G_1, G_2, D_X, D_Y)$

end for

//Samples from all data

for the number of pre-specified iterations **do**

 Sample paired images from $(x_p^k, y_p^k) \in X \times Y$ to form $\mathcal{L}_{AE}(A, G_1, G_2)$

 Sample from all images to form \mathcal{L}_{AEGAN} and \mathcal{L}_{CYC}

 Update v_X, v_Y to max $\mathcal{L}(A, G_1, G_2, D_X, D_Y)$

 Update u_X, u_Y, w to min $\mathcal{L}(A, G_1, G_2, D_X, D_Y)$

end for

2) *Network architecture:* The network architecture may vary depending on whether we use numeric data or image data. For example, we use regular fully connected layers when imputing numeric vectors, whereas we use convolutional layers when imputing images. These are described in more detail in the following respective sections.

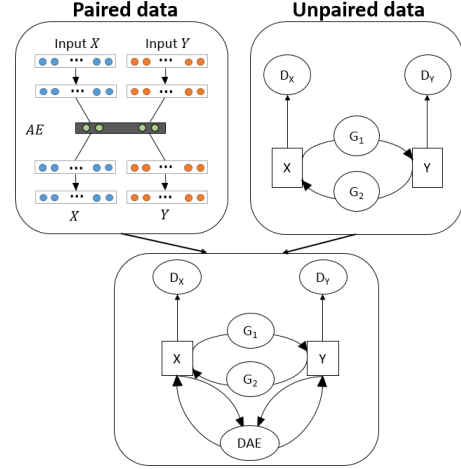


Figure 4: The multi-stage training process where the multi-modal autoencoder is first trained with paired data, top left. The CycleGAN, top right, is trained with unpaired data. Finally, these architectures with their pre-trained parameters are combined into the final model and the training continues using samples from all data.

Numeric data architecture: Our GANs for numeric data contain several fully connected layers. A fully connected (FC) layer is one where a neuron in a layer is connected to every neuron in its preceding layer. Furthermore, these fully connected layers are sandwiched between the ReLU activation layers, which perform an element-wise ReLU transformation on the FC layer output. The ReLU operation stands for rectified linear unit, and is defined as $\max(0, z)$ for an input z . The sigmoid layer is applied to the output layers of the generators, discriminators and the multi-modal DAE.

The multi-modal DAE architecture contains several fully connected layers which are sandwiched between the ReLU activation layers. Since we have two views in our multi-modal DAE, we concatenate these views together as an input to the network shown in Figure 3. During training, the two views are connected in the hidden layers with the goal of minimizing the reconstruction error of both views.

Image data architecture: We adapt the architecture from the CycleGAN [17] implementation which has shown impressive results for unpaired image-to-image translation. The generator networks from [17, 27] contain two stride-2 convolutions, nine residual blocks [28], and two fractionally strided convolutions with stride 0.5. We use instance normalization [29] when training images. The discriminator networks use 70×70 PatchGANs [21, 30, 31]. The sigmoid layer is applied to the output layers of the generators, discriminators and autoencoder to generate images within

the desired range values. The multi-modal DAE network [14] is similar to the numeric data architecture where the only difference is that we need to vectorize an image as the input. Furthermore, the number of hidden nodes in these fully connected layers is changed from the original paper.

We used the ADAM algorithm [32] for training and set the learning rate to 0.0002. All computations are conducted on Ubuntu Linux 14.04 with NVIDIA Tesla K40C Graphics Processing Units (GPUs). All the models are implemented using PyTorch [33]. Our code is available at <https://github.com/chaoshanges/VIGAN>.

IV. EXPERIMENTS

We evaluate the VIGAN method using three datasets, include MNIST, Cocaine-Opioid, Alcohol-Cannabis. The Cocain-Opioid and Alcohol-Cannabis datasets come from an NIH-funded project where we identify subtypes of dependence disorders on certain substances such as cocaine, opioid, or alcohol. To demonstrate the efficacy of our method and how it takes advantage of the paired data and unpaired data for missing view imputation, we compare our method against matrix completion, a multi-modal autoencoder, pix2pix and CycleGAN. We train the CycleGAN model using paired data as well as unpaired data.

A. Image benchmark data

MNIST dataset MNIST [34] is a widely known benchmark dataset consisting of 28 by 28 pixel black and white images of handwritten digits. The MNIST database consists of a training set of 60,000 examples and a test set of 10,000 examples. In our work we create a validation set by splitting the original training set into a new training set consisting of 54,000 examples and a validation set of 6,000 examples.

Since this dataset is not multi-view type, we create a separate view following the method in the CoGAN [20] paper where the authors create a new digit image from an original MNIST image by only maintaining the edge of the number. We use the original digit as the first view, whereas the second view consists of the edge images. We train the VIGAN network assuming either view can be completely missing and VIGAN is able to not only generate digit images but also generate their corresponding edge images. In addition, we divided the 60,000 examples into two equal sized non-overlapping sets as the unpaired datasets. The original images are remained in one dataset, and another set contains the edge images.

Figures 5 and 6 show the process of image imputation and demonstrative results. Figure 5 shows the imputation of the Y view where $G_1(X)$ is the initial rough estimate via the domain mapping. The image labeled by $AE(G_1(X))$ is the denoised estimate, which gives the final imputed output. The same process is followed in figure 6 except it is for imputing the X view.

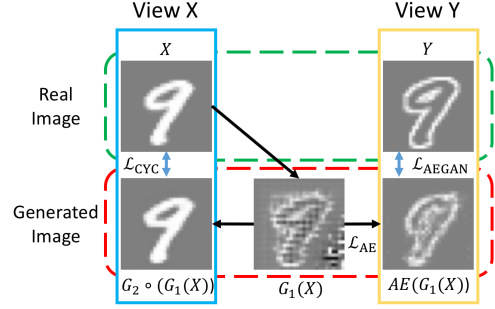


Figure 5: $\mathcal{X} \rightarrow \mathcal{Y}$ imputation.

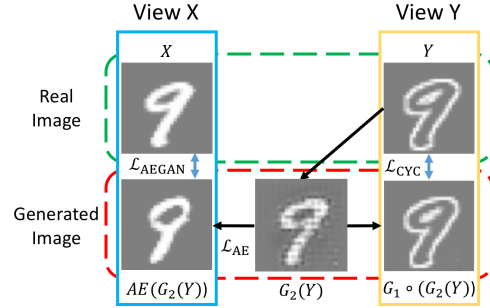


Figure 6: $\mathcal{Y} \rightarrow \mathcal{X}$ imputation.

The images in Figure 7 illustrate more results. In part (a) we impute Y from X, and in part (b) vice versa. In both parts of Figure 7, the initial view is shown on the left, and the ground truth target is on the right. The two middle columns show the reconstructed images by just the domain mapping, and by the VIGAN.

Paired data vs all data. In Table I we demonstrate how using both paired and unpaired data could reduce the root mean squared error (RMSE) between the reconstructed image and the original image. When *all data* are used, the network is trained in the multi-stage fashion described above. The empirical results validate our hypothesis that imputing a

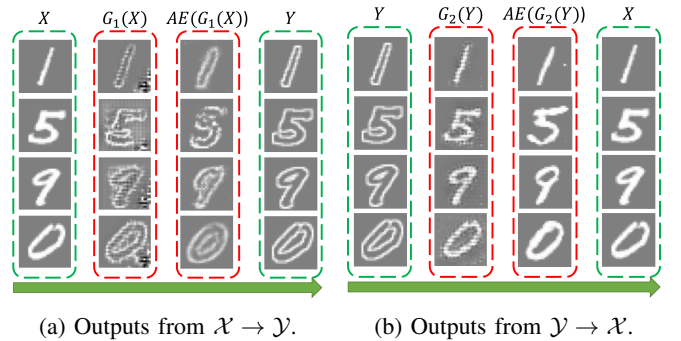


Figure 7: VIGAN is able to impute bidirectionally regardless of which side is missing.




Figure 8: Several examples of $\mathcal{X} \rightarrow \mathcal{Y}$ and $\mathcal{Y} \rightarrow \mathcal{X}$.

Table I: The comparison of the root mean squared errors (RMSE) by the four methods in comparison.

Methods	Data	RMSE		
		$V1 \rightarrow V2$	$V2 \rightarrow V1$	Average
Multimodal AE	Paired	5.46	6.12	5.79
pix2pix	Paired	4.75	3.49	4.12
CycleGAN	All data*	4.58	3.38	3.98
VIGAN	All data*	4.52	3.16	3.84

*Paired data and Unpaired data.

missing view with a domain mapping first gives a good initial estimate, which can be further enhanced (or denoised) by an autoencoder.

Comparison with other methods. For fair comparison, we compared VIGAN to several potentially most effective imputation methods, such as domain mapping including pix2pix, CycleGAN, and a multi-modal autoencoder. We show both sides of imputation $\mathcal{X} \rightarrow \mathcal{Y}$ and $\mathcal{Y} \rightarrow \mathcal{X}$ in Figure 8 after running the same number of training epochs, along with the RMSE values in Table I. As expected, the multi-modal DAE has a difficult time as it can only take paired information, which constitutes a small portion of the data. Although CycleGAN and pix2pix are comparable with VIGAN, they do not have an effective way to refine the reconstruction with more view correspondence. Overall, VIGAN produces the best estimates.

B. Healthcare numerical data

The proposed method can find great utility in many healthcare problems. We apply VIGAN to a challenging issue encountered when diagnosing and treating substance use disorders (SUDs). To assist the diagnosis of SUDs, the Diagnostic and Statistical Manual version V (DSM-V) [35] describes 11 criteria (symptoms), which can be clustered into four groups: impaired control, social impairment, risk use and pharmacological criteria. Subjects who had exposure to a substance (e.g., cocaine) was evaluated using these 11 criteria, which led to the diagnosis of cocaine use disorder. Subjects who had never been exposed to a substance, their symptoms related to using this substance were considered

Table II: Sample size by substance exposure and race.

	African American	European American	Other
Cocaine	3,994	3,696	655
Opioid	1,496	3,034	422
Cocaine or Opioid	4,104	3,981	695
Cocaine and Opioid	1,386	2,749	382
Alcohol	4,911	5,606	825
Cannabis	4,839	5,153	794
Alcohol or Cannabis	5,333	5,842	893
Alcohol and Cannabis	4,417	4,917	726

unknown, or in other words missing. Due to the comorbidity among different SUDs, many of the clinical manifestations in the different SUDs are similar [36, 37]. Thus, missing symptoms from one substance use may be inferred from their symptoms from the use of another substance. The capability of inferring missing symptoms is important. For example, subjects have to be excluded from a genome-wide association study because they had no exposure to the investigative substance, even though they used other related substance [38, 39]. The imputation of missing data will increase sample size which then improve the power of any subsequent analysis. Considering the set of symptoms from the use of a substance as a modality (view), VIGAN fits perfectly to solve this symptom inference problem. In our experiment, we applied VIGAN to two datasets: *cocaine-opioid* and *alcohol-cannabis*. The first dataset was used to fit model that infers missing cocaine (or opioid) symptoms from known opioid (or cocaine) symptoms. The second dataset was used to infer missing symptoms from the known symptoms either on alcohol or cannabis.

A total of 12,158 subjects were aggregated from family and case-control based genetic studies of four SUDs, including cocaine use disorder (CUD), opioid use disorder (OUD), alcohol use disorder (AUD) and cannabis use disorder (CUD). Subjects were recruited at five sites: Yale University School of Medicine (N = 5,836, 48.00%), University of Connecticut Health Center (N = 3,808, 31.32%), University of Pennsylvania Perelman School of Medicine (N = 1,725, 14.19%), Medical University of South Carolina (N = 531, 4.37%), and McLean Hospital (N = 258, 2.12%). The institutional review board at each site approved the study protocol and informed consent forms. The National Institute on Drug Abuse and the National Institute on Alcohol Abuse and Alcoholism each provided a Certificate of Confidentiality to protect participants. Subjects were paid for their participation. Out of the total 12,158 subjects, there were 8,786 exposed to cocaine or opioid or both, and 12,075 exposed to alcohol or cannabis or both. Details regarding the sample size in the experiment can be found in Table II.

The sample included 2,600 subjects from 1,109 small nuclear families (SNFs) and 9,558 unrelated individuals. The self-reported population distribution of the sample was 48.22% European-American (EA), 44.27% African-American (AA), 7.45% other race. The majority of the

sample (58.64%) was never married; 25.97% was widowed, separated, or divorced; and 15.35% was married. Few subjects (0.06%) had grade school only; 32.99% had some high school, but no diploma; 25.46% completed high school only; and 41.27% received education beyond high school.

Symptoms of all subjects were obtained through administration of the Semi-Structured Assessment for Drug Dependence and Alcoholism (SSADDA), a computer-assisted interview comprised of 26 sections (including sections for both cocaine and opioid) that yields diagnoses of various SUDs and Axis I psychiatric disorders, as well as antisocial personality disorder [40, 41]. The reliability of the individual symptom ranged from $\kappa = 0.47 - 0.60$ for cocaine, $0.56 - 0.90$ for opioid, $0.53 - 0.70$ for alcohol, and $0.30 - 0.55$ for cannabis [41].

For both datasets, 200 subjects exposed to both substances were reserved and used as a validation set to determine the optimal number of layers and number of nodes in each layer. Another set of 300 subjects with both substance exposure was used as a test set to report all our results. All the remaining subjects in the dataset were used to train models. During either validation or testing, we set a view missing and imputed it using the trained VIGAN and data from the other view.

Table III: Data 1: $View_1 = \text{Cocaine}$ and $View_2 = \text{Opioid}$. Imputation performance was assessed using the Hamming distance that ranged from 0 to 1.

Methods	Data	Accuracy (%)		
		$VI \rightarrow V2$	$V2 \rightarrow VI$	Average
Matrix Completion	Paired	43.85	48.13	45.99
Multimodal AE	Paired	56.55	53.72	55.14
pix2pix	Paired	78.27	65.51	71.89
CycleGAN	All data*	78.62	72.78	75.70
VIGAN	All data*	83.82	76.24	80.03

*Paired data and Unpaired data.

Table IV: Data 2: $View_1 = \text{Alcohol}$ and $View_2 = \text{Cannabis}$. Imputation performance was assessed using the Hamming distance that ranged from 0 to 1.

Methods	Data	Accuracy (%)		
		$VI \rightarrow V2$	$V2 \rightarrow VI$	Average
Matrix Completion	Paired	44.64	43.02	43.83
Multimodal AE	Paired	53.16	54.22	53.69
pix2pix	Paired	57.18	65.05	61.12
CycleGAN	All data*	56.60	67.31	61.96
VIGAN	All data*	58.42	70.58	64.50

*Paired data and Unpaired data.

Reconstruction quality. Tables III and IV provide the comparison results among a matrix completion method [42], the multi-modal DAE [14], pix2pix [21] and CycleGAN [17]. Our method was able to recover missing data fairly well while under the whole missing view condition. We used the

Hamming distance to measure the discrepancy between the observed symptoms (all binary symptoms) and the imputed symptoms. The Hamming distance calculates the number of changes that need to be made to turn string 1 of length x into string 2 of the same length. Additionally, we observed that the accuracy of reconstruction in both directions is always higher than that of other methods. Our method also appeared to be more stable regardless of which view to impute.

Only paired data vs all data. Tables III and IV show results of comparing methods that used paired datasets only such as the multi-modal DAE and pix2pix against methods that utilized unpaired data during training. The results supported our hypothesis that the unpaired data may actually help improve the missing view imputation in the paired scenarios.

Comparison with CycleGAN. Since we used CycleGAN as a basis of VIGAN, it was very important that we compared the performance of our method against CycleGAN. While CycleGAN did a good job in the image-to-image domain transfer problem it struggled in the problem of imputing numeric data. We believe that this might be where the multi-modal DAE brought additional mechanism to improve accuracy.

Multi-view generalization of the model. Although the proposed method was only tested in a bi-modal setting with two views, it can be readily extended to three or more views. The extension of CycleGAN to a tri-modal model would be similar to that done by the TripleGAN method [43]. Extending VIGAN to more views would also require constructing and pre-training an appropriate multi-modal autoencoder.

Scalability. One of the most important aspects of the VIGAN method is its scalability inherited from the use of deep neural networks. VIGAN can carry on with very large datasets or a very large amount of parameters due to the scalability and convergence property in the stochastic gradient-based optimization algorithm, i.e. Adam. As discussed in the matrix completion section, imputation of missing values in massive datasets has been impractical with matrix completion methods. As observed in our experiments, while matrix completions methods failed to load data into memory, VIGAN training took us just a few hours at most on a Tesla K40 GPU to get competitive imputation accuracy.

V. CONCLUSION

In this paper we have introduced a new approach to the view imputation problem based on generative adversarial networks which we call VIGAN. VIGAN constructs a composite neural network that has a cycle-consistent GAN component and a multi-modal autoencoder component, and thus needs to be trained in a multi-stage fashion. We demonstrate the effectiveness and efficiency of our model empirically on three datasets: an image dataset MNIST, and two healthcare datasets containing numerical vectors. Experimental results have suggested that the proposed VIGAN method is capable

of knowledge integration from both the domain mappings and the view correspondences to effectively recover the missing view for a sample. Future work may include the extension of the existing implementation to more than two views, and its evaluation using more large datasets from a variety of different domains. In the future, we also plan to augment the method to be able to identify which view impacts the imputation the most, and consequently, may facilitate the view selection.

ACKNOWLEDGMENT

We acknowledge the support of NVIDIA Corporation with the donation of a Tesla K40C GPU, and the support from the NIH R01DA037349 and K02DA043063 grants and the NSF IIS-1718738 grant. The authors would like to thank Xia Xiao for many helpful discussions, and Xinyu Wang for helping with the experiments.

REFERENCES

- [1] O. Troyanskaya, M. Cantor, G. Sherlock, P. Brown, T. Hastie, R. Tibshirani, D. Botstein, and R. B. Altman, "Missing value estimation methods for dna microarrays," *Bioinformatics*, vol. 17, no. 6, pp. 520–525, 2001.
- [2] A. W.-C. Liew, N.-F. Law, and H. Yan, "Missing value imputation for gene expression data: computational techniques to recover missing data from available information," *Briefings in bioinformatics*, vol. 12, no. 5, pp. 498–513, 2010.
- [3] A. Trivedi, P. Rai, H. Daumé III, and S. L. DuVall, "Multiview clustering with incomplete views," in *NIPS Workshop*, 2010.
- [4] J.-F. Cai, E. J. Candès, and Z. Shen, "A singular value thresholding algorithm for matrix completion," *SIAM Journal on Optimization*, vol. 20, no. 4, pp. 1956–1982, 2010.
- [5] E. J. Candès and B. Recht, "Exact matrix completion via convex optimization," *Foundations of Computational mathematics*, vol. 9, no. 6, p. 717, 2009.
- [6] E. J. Candès and Y. Plan, "Matrix completion with noise," *Proceedings of the IEEE*, vol. 98, no. 6, pp. 925–936, 2010.
- [7] Y. Luo, T. Liu, D. Tao, and C. Xu, "Multiview matrix completion for multilabel image classification," *IEEE Transactions on Image Processing*, vol. 24, no. 8, pp. 2355–2368, 2015.
- [8] S. Bhadra, S. Kaski, and J. Rousu, "Multi-view kernel completion," *Machine Learning*, vol. 106, no. 5, pp. 713–739, 2017.
- [9] D. Williams and L. Carin, "Analytical kernel matrix completion with incomplete multi-view data," in *Proceedings of the ICML workshop on learning with multiple views*, 2005.
- [10] C. Hong, J. Yu, J. Wan, D. Tao, and M. Wang, "Multimodal deep autoencoder for human pose recovery," *IEEE Transactions on Image Processing*, vol. 24, no. 12, pp. 5659–5670, 2015.
- [11] P. Vincent, H. Larochelle, Y. Bengio, and P.-A. Manzagol, "Extracting and composing robust features with denoising autoencoders," in *Proceedings of the 25th international conference on Machine learning*. ACM, 2008, pp. 1096–1103.
- [12] W. Wang, R. Arora, K. Livescu, and J. Bilmes, "On deep multi-view representation learning," in *Proceedings of the 32nd International Conference on Machine Learning (ICML-15)*, 2015, pp. 1083–1092.
- [13] A. M. Elkahky, Y. Song, and X. He, "A multi-view deep learning approach for cross domain user modeling in recommendation systems," in *Proceedings of the 24th International Conference on World Wide Web*. International World Wide Web Conferences Steering Committee, 2015, pp. 278–288.
- [14] J. Ngiam, A. Khosla, M. Kim, J. Nam, H. Lee, and A. Y. Ng, "Multimodal deep learning," in *Proceedings of the 28th international conference on machine learning (ICML-11)*, 2011, pp. 689–696.
- [15] G. E. Hinton and R. R. Salakhutdinov, "Reducing the dimensionality of data with neural networks," *science*, vol. 313, no. 5786, pp. 504–507, 2006.
- [16] I. Goodfellow, J. Pouget-Abadie, M. Mirza, B. Xu, D. Warde-Farley, S. Ozair, A. Courville, and Y. Bengio, "Generative adversarial nets," in *Advances in neural information processing systems*, 2014, pp. 2672–2680.
- [17] J.-Y. Zhu, T. Park, P. Isola, and A. A. Efros, "Unpaired image-to-image translation using cycle-consistent adversarial networks," *arXiv preprint arXiv:1703.10593*, 2017.
- [18] T. Kim, M. Cha, H. Kim, J. Lee, and J. Kim, "Learning to discover cross-domain relations with generative adversarial networks," *arXiv preprint arXiv:1703.05192*, 2017.
- [19] Z. Yi, H. Zhang, P. T. Gong *et al.*, "Dualgan: Unsupervised dual learning for image-to-image translation," *arXiv preprint arXiv:1704.02510*, 2017.
- [20] M.-Y. Liu and O. Tuzel, "Coupled generative adversarial networks," in *Advances in neural information processing systems*, 2016, pp. 469–477.
- [21] P. Isola, J.-Y. Zhu, T. Zhou, and A. A. Efros, "Image-to-image translation with conditional adversarial networks," *arXiv preprint arXiv:1611.07004*, 2016.
- [22] R. Mazumder, T. Hastie, and R. Tibshirani, "Spectral regularization algorithms for learning large incomplete matrices," *Journal of machine learning research*, vol. 11, no. Aug, pp. 2287–2322, 2010.
- [23] A. M. Buchanan and A. W. Fitzgibbon, "Damped newton algorithms for matrix factorization with missing data," in *Computer Vision and Pattern Recognition, 2005. CVPR 2005. IEEE Computer Society Conference on*, vol. 2. IEEE, 2005, pp. 316–322.
- [24] D. E. Rumelhart, G. E. Hinton, and R. J. Williams, "Learning internal representations by error propagation," California Univ San Diego La Jolla Inst for Cognitive Science, Tech. Rep., 1985.
- [25] N. Srivastava and R. R. Salakhutdinov, "Multimodal learning with deep boltzmann machines," in *Advances in neural information processing systems*, 2012, pp. 2222–2230.
- [26] Y. Taigman, A. Polyak, and L. Wolf, "Unsupervised cross-domain image generation," *arXiv preprint arXiv:1611.02200*, 2016.
- [27] J. Johnson, A. Alahi, and L. Fei-Fei, "Perceptual losses for real-time style transfer and super-resolution," in *European Conference on Computer Vision*. Springer, 2016, pp. 694–711.
- [28] K. He, X. Zhang, S. Ren, and J. Sun, "Deep residual learning for image recognition," in *Proceedings of the IEEE conference on computer vision and pattern recognition*, 2016, pp. 770–778.
- [29] D. Ulyanov, A. Vedaldi, and V. Lempitsky, "Instance normalization: The missing ingredient for fast stylization," *arXiv preprint arXiv:1607.08022*, 2016.
- [30] C. Ledig, L. Theis, F. Huszár, J. Caballero, A. Cunningham, A. Acosta, A. Aitken, A. Tejani, J. Totz, Z. Wang *et al.*, "Photo-realistic single image super-resolution using a generative adversarial network," *arXiv preprint arXiv:1609.04802*, 2016.
- [31] C. Li and M. Wand, "Precomputed real-time texture synthesis

with markovian generative adversarial networks,” in *European Conference on Computer Vision*. Springer, 2016, pp. 702–716.

- [32] D. Kingma and J. Ba, “Adam: A method for stochastic optimization,” *arXiv preprint arXiv:1412.6980*, 2014.
- [33] “Pytorch: Tensors and dynamic neural networks in python with strong gpu acceleration,” <http://pytorch.org>, 2017.
- [34] Y. LeCun, “The mnist database of handwritten digits,” <http://yann.lecun.com/exdb/mnist/>, 1998.
- [35] American Psychiatric Association, *DIAGNOSTIC AND STATISTICAL MANUAL OF MENTAL DISORDERS, FIFTH EDITION*. Arlington, VA, American Psychiatric Association, 2013.
- [36] R. Hammersley, A. Forsyth, and T. Lavelle, “The criminality of new drug users in glasgow,” *Addiction*, vol. 85, no. 12, pp. 1583–1594, 1990.
- [37] J. C. Ball and A. Ross, *The effectiveness of methadone maintenance treatment: patients, programs, services, and outcome*. Springer Science & Business Media, 2012.
- [38] J. Sun, H. R. Kranzler, and J. Bi, “An Effective Method to Identify Heritable Components from Multivariate Phenotypes,” *PLoS ONE*, vol. 10, no. 12, pp. 1–22, 2015.
- [39] J. Gelernter, H. R. Kranzler, R. Sherva, R. Koesterer, L. Almasry, H. Zhao, and L. a. Farrer, “Genome-wide association study of opioid dependence: Multiple associations mapped to calcium and potassium pathways,” *Biological Psychiatry*, vol. 76, pp. 66–74, 2014.
- [40] A. Pierucci-Lagha, J. Gelernter, R. Feinn, J. F. Cubells, D. Pearson, A. Pollastri, L. Farrer, and H. R. Kranzler, “Diagnostic reliability of the semi-structured assessment for drug dependence and alcoholism (SSADDA),” *Drug and Alcohol Dependence*, vol. 80, no. 3, pp. 303–312, 2005.
- [41] A. Pierucci-Lagha, J. Gelernter, G. Chan, A. Arias, J. F. Cubells, L. Farrer, and H. R. Kranzler, “Reliability of DSM-IV diagnostic criteria using the semi-structured assessment for drug dependence and alcoholism (SSADDA),” *Drug and Alcohol Dependence*, vol. 91, no. 1, pp. 85–90, 2007.
- [42] J. Wright, A. Ganesh, S. Rao, Y. Peng, and Y. Ma, “Robust principal component analysis: Exact recovery of corrupted low-rank matrices via convex optimization,” in *Advances in neural information processing systems*, 2009, pp. 2080–2088.
- [43] C. Li, K. Xu, J. Zhu, and B. Zhang, “Triple generative adversarial nets,” *arXiv preprint arXiv:1703.02291*, 2017.