

Epidemic spread in interconnected directed networks

Junbo Jia¹, Zhen Jin², Xinchu Fu^{1,*}

¹Department of Mathematics, Shanghai University, Shanghai, 200444, China

²Complex Systems Research Center, Shanxi University, Taiyuan, Shanxi 030051, China

(September 13, 2018)

Abstract

In the real world, many complex systems interact with other systems. In addition, the intra- or inter-systems for the spread of information about infectious diseases and the transmission of infectious diseases are often not random, but with direction. Hence, in this paper, we build epidemic model based on an interconnected directed network, which can be considered as the generalization of undirected networks and bipartite networks. By using the mean-field approach, we establish the Susceptible-Infectious-Susceptible model on this network. We theoretically analyze the model, and obtain the basic reproduction number, which is also the generalization of the critical number corresponding to undirected or bipartite networks. And we prove the global stability of disease-free and endemic equilibria via the basic reproduction number as a forward bifurcation parameter. We also give a condition for epidemic prevalence only on a single subnetwork. Furthermore, we carry out numerical simulations, and find that the independence between each node's in- and out-degrees greatly reduce the impact of the network's topological structure on disease spread.

Key words: Epidemic transmission; interconnected directed network; basic reproduction number; global stability

1 Introduction

Many complex systems in the real world can be described by complex networks [1], such as the Internet, WWW of communication system, aviation networks, railway networks, the metabolic network, gene regulation networks of biological individuals, friend networks, Facebook or other social networks, etc. It is no exaggeration to say that networks are everywhere. Some properties of an actual system can be reflected by the topological structure of corresponding network. For the 'Six Degree of Separation' theory (also known as the small-world phenomenon) and the heterogeneity of the number of friends, it can be modelled by small-world networks [2] and scale-free networks [3], respectively.

There are growing indications that many of real world networks interact with others [4]. For example, in the transportation among cities, there are not only aviation networks, but also railway networks and road networks. For some zoonotic diseases (like aftosa, rabies, avian influenza), a human contact network and an animal network, on which infection relies on, can be considered as whole an interconnected network. In this paper, we study epidemic spreading dynamics in an interconnected network, where the nodes in one subnetwork are different from ones in the other one. By the way, here the interconnected network considered is different from a multiplex network where all subnetworks may share the same nodes.

According to the directionality of edges, networks can be classified into undirected networks, directed networks and semi-directed networks [5]. Most of the previous epidemic models are based on undirected networks [6]. However, due to the directionality of edges or epidemic spread, it is also suitable to consider epidemic models based on a directed network. In this network, a susceptible node receives pathogen only via incoming edges, while an infected node send pathogen out only via outgoing edges.

In this paper, by using the mean-field approach [7], we build a susceptible-infectious-susceptible (SIS) model in an interconnected directed network. This model can be used to study sexually transmitted diseases, zoonosis, etc. This foundational network can be seen as a generalization of undirected networks and bipartite networks. In a special case, if for each directed edge, say a_{ij} (representing directed edge from node i point to node j), there exactly exist a directional opposite edge, a_{ji} , then this foundational network can be seen

*Corresponding author. Tel: +86-21-66132664; Fax: +86-21-66133292; Email address: xcfu@shu.edu.cn

as an undirected network (or bidirectional network). Alternatively, if there is only inter-edges between two subnetworks, without intra-edges within each subnetwork, then the based network can be seen as a bipartite directed network.

This paper is organized as follows. In Section 2, we establish the SIS model in an interconnected directed network. In Section 3 we give a theoretical analysis with this model, and prove the global stability of disease-free and endemic equilibria via the basic reproduction number as a forward bifurcation parameter. Besides, we also give a condition for epidemic prevalence only on a single subnetwork. In Section 4, we perform some numerical simulations to illustrate and complement our theoretical results. Finally, we summarize some conclusions and give further discussions in Section 5.

2 SIS model on an interconnected directed network

This section consists of two subsections, in Section 2.1, we introduce an interconnected directed network, and give some notations and properties related to this network. In Section 2.2, we establish an SIS model based on this network.

2.1 Interconnected directed networks

The network we considered here is an interconnected directed network. As shown in Figure 1, this network is composed of two directed subnetworks, subnetwork A and subnetwork B , which are interconnected. The nodes in subnetwork A are different from the ones in subnetwork B . The nodes of subnetwork A are belong to some type, while the nodes of subnetwork B are another type. In terms of a human and animal contact network, the contact network composed of people is regarded as subnetwork A , and the contact network composed of animals is regarded as subnetwork B . Besides, there also exist contacts between two subnetworks.

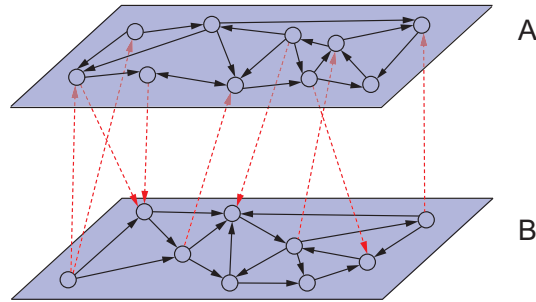


Figure 1: Schematic diagram of an interconnected directed network

Denote by N the total number of nodes in the network, and denote by N^A and N^B the nodes numbers in subnetworks A and B , respectively. So, we have

$$N = N^A + N^B. \quad (1)$$

In the network, the connections intra- and inter-subnetworks are directed edges. For any node in the network, according to the edge direction and the subnetwork which this node is connected, the attached directed edges can be classified into the following four types:

- Type 1: out-edges pointing to the nodes in subnetwork A ;
- Type 2: in-edges sent out by the nodes in subnetwork A ;
- Type 3: out-edges pointing to the nodes of subnetwork B ;
- Type 4: in-edges sent out by the nodes of subnetwork B .

Hence, for a node whose number of this four types of directed edges are k_1, k_2, k_3 and k_4 , we say its joint degree is (k_1, k_2, k_3, k_4) . We let N_{k_1, k_2, k_3, k_4}^X denote the number of nodes with joint degrees (k_1, k_2, k_3, k_4) in subnetwork X , where the mark X represents A or B . We let n_{1a} represent the maximum of first component in degree (k_1, k_2, k_3, k_4) in subnetwork A , and the similar as n_{2a}, n_{3a} , etc. The main notations are shown in Table 1.

Notation	Meaning (X represent A or B)
N_{k_1, k_2, k_3, k_4}^X	Number of nodes in X with joint degree (k_1, k_2, k_3, k_4) , k_1, k_2 are out-degree and in-degree, respectively, attach to subnetwork A , k_3, k_4 are out-degree and in-degree attach to subnetwork B
S_{k_1, k_2, k_3, k_4}^X (or I_{k_1, k_2, k_3, k_4}^X)	Number of susceptible (or infected) nodes in subnetwork X with joint degree (k_1, k_2, k_3, k_4)
s_{k_1, k_2, k_3, k_4}^X (or $\rho_{k_1, k_2, k_3, k_4}^X$)	Relative density of susceptible (or infected) nodes in subnetwork X with joint degree (k_1, k_2, k_3, k_4)
n_{1a} (or n_{2a}, n_{3a}, n_{4a})	Maximum degree of k_1 (or k_2, k_3, k_4) of nodes in A
n_{1b} (or n_{2b}, n_{3b}, n_{4b})	Maximum degree of k_1 (or k_2, k_3, k_4) of nodes in B
$P_X(k_1, k_2, k_3, k_4)$	Probability of choosing a random node in X with joint degree (k_1, k_2, k_3, k_4)

Table 1: The meaning of main notations.

Let Ω denote the set of subscripts $\{1, 2, 3, 4\}$, then, for each subnetwork, the node number N_{k_1, k_2, k_3, k_4} satisfies

$$N^X = \sum_{k_i, i \in \Omega} N_{k_1, k_2, k_3, k_4}^X, \quad X \text{ represent } A \text{ or } B, \text{ the same below.} \quad (2)$$

On the network, degree distribution $P(k)$ is one of the most fundamental characteristic quantities. It is defined to be the fraction of nodes in the network with degree k , i.e., N_k/N . Here the degree of node has four components, so we consider the joint degree distribution. For subnetwork A and B , the joint degree distribution $P_X(k_1, k_2, k_3, k_4)$ is defined respectively as

$$P_X(k_1, k_2, k_3, k_4) = \frac{N_{k_1, k_2, k_3, k_4}^X}{N^X}, \quad (3)$$

and the marginal distributions for subnetwork A or B are

$$P_X(k_1, \cdot, \cdot, \cdot) = \sum_{k_2, k_3, k_4} P_X(k_1, k_2, k_3, k_4), \quad (4)$$

$$P_X(\cdot, k_2, \cdot, \cdot) = \sum_{k_1, k_3, k_4} P_X(k_1, k_2, k_3, k_4), \quad (5)$$

$$P_X(\cdot, \cdot, k_3, \cdot) = \sum_{k_1, k_2, k_4} P_X(k_1, k_2, k_3, k_4), \quad (6)$$

$$P_X(\cdot, \cdot, \cdot, k_4) = \sum_{k_1, k_2, k_3} P_X(k_1, k_2, k_3, k_4), \quad (7)$$

where, X represent A or B . Simultaneously, it is easy to verify these marginal distributions satisfy the normalization condition. And if the joint degree is independent, then we have

$$P_X(k_1, k_2, k_3, k_4) = P_X(k_1, \cdot, \cdot, \cdot) P_X(\cdot, k_2, \cdot, \cdot) P_X(\cdot, \cdot, k_3, \cdot) P_X(\cdot, \cdot, \cdot, k_4). \quad (8)$$

Next the mean degree ($\phi = 1$) and the second moments about zero ($\phi = 2$) for degree are

$$\begin{aligned} \langle k_1^\phi \rangle_a &= \sum_{k_1} k_1^\phi P_A(k_1, \cdot, \cdot, \cdot), & \langle k_2^\phi \rangle_a &= \sum_{k_2} k_2^\phi P_A(\cdot, k_2, \cdot, \cdot), \\ \langle k_3^\phi \rangle_a &= \sum_{k_3} k_3^\phi P_A(\cdot, \cdot, k_3, \cdot), & \langle k_4^\phi \rangle_a &= \sum_{k_4} k_4^\phi P_A(\cdot, \cdot, \cdot, k_4), \\ \langle k_1^\phi \rangle_b &= \sum_{k_1} k_1^\phi P_B(k_1, \cdot, \cdot, \cdot), & \langle k_2^\phi \rangle_b &= \sum_{k_2} k_2^\phi P_B(\cdot, k_2, \cdot, \cdot), \\ \langle k_3^\phi \rangle_b &= \sum_{k_3} k_3^\phi P_B(\cdot, \cdot, k_3, \cdot), & \langle k_4^\phi \rangle_b &= \sum_{k_4} k_4^\phi P_B(\cdot, \cdot, \cdot, k_4). \end{aligned}$$

Besides, by the joint degree distribution $P_A(k_1, k_2, k_3, k_4)$, we can obtain the mixture distribution $P_A(k_1, k_2, \cdot, \cdot)$, as well as mixture moments $\langle k_1 k_2 \rangle_a$, which satisfies

$$\langle k_1 k_2 \rangle_a = \sum_{k_1, k_2} k_1 k_2 P_A(k_1, k_2, \cdot, \cdot).$$

Similarly, we can get other mixture moments $\langle k_2 k_3 \rangle_a$, $\langle k_1 k_2 \rangle_b$, etc.

Note that there exist relations that the total number of out-edges in A pointing to B is equal to the ones of in-edges in B coming from A , that is,

$$N^A \langle k_3 \rangle_a = N^B \langle k_2 \rangle_b,$$

and, that the total number of in-edges in A coming from B is equal to the number of out-edges in B pointing to A , i.e.,

$$N^A \langle k_4 \rangle_a = N^B \langle k_1 \rangle_b.$$

For subnetworks A and B , we also have

$$\langle k_1 \rangle_a = \langle k_2 \rangle_a, \quad \langle k_3 \rangle_b = \langle k_4 \rangle_b.$$

2.2 The SIS model on an interconnected directed network

Now we study the epidemic spread in the interconnected directed network defined above. Assume that each node must be in an alternative states, susceptible (S) or infected (I). We let I_{k_1, k_2, k_3, k_4}^X , X represent A or B , denote the number of infected nodes with degree (k_1, k_2, k_3, k_4) in subnetwork X , and S_{k_1, k_2, k_3, k_4}^X denote the number of susceptible nodes. So we have the following relationships

$$S_{k_1, k_2, k_3, k_4}^X + I_{k_1, k_2, k_3, k_4}^X = N_{k_1, k_2, k_3, k_4}^X, \quad (9)$$

$$\sum_{k_i, i \in \Omega} S_{k_1, k_2, k_3, k_4}^X = S^X,$$

$$\sum_{k_i, i \in \Omega} I_{k_1, k_2, k_3, k_4}^X = I^X.$$

A susceptible node S in subnetwork A can be infected, becoming I , only via in-edges coming from I in subnetwork A or B , and the infection rates are λ_a^a and λ_b^a , respectively. Similarly, a node S in subnetwork B can be infected only via in-edges coming from I in A or B , and the infection rates are λ_a^b and λ_b^b , respectively. For nodes I whether in subnetwork A or B , they can infect the nodes S in both subnetworks, during their course of disease. The recovery rate of infected nodes in A and B are μ_a and μ_b , respectively.

We assume there exists no degree correlation for any pair of nodes, so the SIS model is built as follows:

$$\begin{cases} \frac{dI_{k_1, k_2, k_3, k_4}^A}{dt} = \lambda_a^a k_2 S_{k_1, k_2, k_3, k_4}^A(t) \tilde{\Theta}_a^a(t) + \lambda_b^a k_4 S_{k_1, k_2, k_3, k_4}^A(t) \tilde{\Theta}_b^a(t) - \mu_a I_{k_1, k_2, k_3, k_4}^A(t), \\ \frac{dI_{k_1, k_2, k_3, k_4}^B}{dt} = \lambda_a^b k_2 S_{k_1, k_2, k_3, k_4}^B(t) \tilde{\Theta}_a^b(t) + \lambda_b^b k_4 S_{k_1, k_2, k_3, k_4}^B(t) \tilde{\Theta}_b^b(t) - \mu_b I_{k_1, k_2, k_3, k_4}^B(t), \end{cases} \quad (10)$$

where, $\tilde{\Theta}_a^a(t)$ (or $\tilde{\Theta}_b^a(t)$) represent the proportion of directed edges coming from infected nodes in total directed edges coming from nodes in A (or B) and pointing to nodes in A , $\tilde{\Theta}_a^b(t)$ (or $\tilde{\Theta}_b^b(t)$) represent the proportion of directed edges coming from infected nodes in total directed edges coming from nodes in A (or B) and pointing to nodes in B . They are defined as follows:

$$\begin{aligned} \tilde{\Theta}_a^a(t) &= \frac{\sum_{l_i, i \in \Omega} l_1 I_{l_1, l_2, l_3, l_4}^A}{\sum_{l_i, i \in \Omega} l_1 N_{l_1, l_2, l_3, l_4}^A}, & \tilde{\Theta}_b^a(t) &= \frac{\sum_{l_i, i \in \Omega} l_1 I_{l_1, l_2, l_3, l_4}^B}{\sum_{l_i, i \in \Omega} l_1 N_{l_1, l_2, l_3, l_4}^B}, \\ \tilde{\Theta}_a^b(t) &= \frac{\sum_{l_i, i \in \Omega} l_3 I_{l_1, l_2, l_3, l_4}^A}{\sum_{l_i, i \in \Omega} l_3 N_{l_1, l_2, l_3, l_4}^A}, & \tilde{\Theta}_b^b(t) &= \frac{\sum_{l_i, i \in \Omega} l_3 I_{l_1, l_2, l_3, l_4}^B}{\sum_{l_i, i \in \Omega} l_3 N_{l_1, l_2, l_3, l_4}^B}. \end{aligned}$$

To simplify this model, we consider the relative densities $s_{k_1, k_2, k_3, k_4}^X = S_{k_1, k_2, k_3, k_4}^X / N_{k_1, k_2, k_3, k_4}^X$, where X all denote A or B in each equation. By (??), we have $s_{k_1, k_2, k_3, k_4}^X + \rho_{k_1, k_2, k_3, k_4}^X = 1$. Hence the model (10) becomes

$$\begin{cases} \frac{d\rho_{k_1, k_2, k_3, k_4}^A}{dt} = \lambda_a^A k_2 \left(1 - \rho_{k_1, k_2, k_3, k_4}^A(t)\right) \Theta_a^A(t) + \lambda_b^A k_4 \left(1 - \rho_{k_1, k_2, k_3, k_4}^A(t)\right) \Theta_b^A(t) - \mu_a \rho_{k_1, k_2, k_3, k_4}^A(t), \\ \frac{d\rho_{k_1, k_2, k_3, k_4}^B}{dt} = \lambda_a^B k_2 \left(1 - \rho_{k_1, k_2, k_3, k_4}^B(t)\right) \Theta_a^B(t) + \lambda_b^B k_4 \left(1 - \rho_{k_1, k_2, k_3, k_4}^B(t)\right) \Theta_b^B(t) - \mu_b \rho_{k_1, k_2, k_3, k_4}^B(t), \end{cases} \quad (11)$$

where

$$\begin{aligned} \Theta_a^A(t) &= \frac{\sum_{l_i, i \in \Omega} l_1 I_{l_1, l_2, l_3, l_4}^A}{\sum_{l_i, i \in \Omega} l_1 N_{l_1, l_2, l_3, l_4}^A} = \frac{\sum_{l_i, i \in \Omega} l_1 P_A(l_1, l_2, l_3, l_4) \rho_{l_1, l_2, l_3, l_4}^A}{\sum_{l_i, i \in \Omega} l_1 P_A(l_1, l_2, l_3, l_4)} = \frac{1}{\langle k_1 \rangle_a} \sum_{l_i, i \in \Omega} l_1 P_A(l_1, l_2, l_3, l_4) \rho_{l_1, l_2, l_3, l_4}^A, \\ \Theta_b^A(t) &= \frac{\sum_{l_i, i \in \Omega} l_1 I_{l_1, l_2, l_3, l_4}^B}{\sum_{l_i, i \in \Omega} l_1 N_{l_1, l_2, l_3, l_4}^B} = \frac{\sum_{l_i, i \in \Omega} l_1 P_B(l_1, l_2, l_3, l_4) \rho_{l_1, l_2, l_3, l_4}^B}{\sum_{l_i, i \in \Omega} l_1 P_B(l_1, l_2, l_3, l_4)} = \frac{1}{\langle k_1 \rangle_b} \sum_{l_i, i \in \Omega} l_1 P_B(l_1, l_2, l_3, l_4) \rho_{l_1, l_2, l_3, l_4}^B, \\ \Theta_a^B(t) &= \frac{\sum_{l_i, i \in \Omega} l_3 I_{l_1, l_2, l_3, l_4}^A}{\sum_{l_i, i \in \Omega} l_3 N_{l_1, l_2, l_3, l_4}^A} = \frac{\sum_{l_i, i \in \Omega} l_3 P_A(l_1, l_2, l_3, l_4) \rho_{l_1, l_2, l_3, l_4}^A}{\sum_{l_i, i \in \Omega} l_3 P_A(l_1, l_2, l_3, l_4)} = \frac{1}{\langle k_3 \rangle_a} \sum_{l_i, i \in \Omega} l_3 P_A(l_1, l_2, l_3, l_4) \rho_{l_1, l_2, l_3, l_4}^A, \\ \Theta_b^B(t) &= \frac{\sum_{l_i, i \in \Omega} l_3 I_{l_1, l_2, l_3, l_4}^B}{\sum_{l_i, i \in \Omega} l_3 N_{l_1, l_2, l_3, l_4}^B} = \frac{\sum_{l_i, i \in \Omega} l_3 P_B(l_1, l_2, l_3, l_4) \rho_{l_1, l_2, l_3, l_4}^B}{\sum_{l_i, i \in \Omega} l_3 P_B(l_1, l_2, l_3, l_4)} = \frac{1}{\langle k_3 \rangle_b} \sum_{l_i, i \in \Omega} l_3 P_B(l_1, l_2, l_3, l_4) \rho_{l_1, l_2, l_3, l_4}^B. \end{aligned}$$

Note that the model (11) generalizes SIS models in the following special networks:

1. Undirected networks: For any directed edge in the network, such as a_{ij} representing that it points to node j by node i , if there exactly exists an directional opposite directed edges a_{ji} , then we say that this network can be considered as an undirected network, or as a bidirectional network;
2. Single-layer networks: If we remove the subnetwork B and let some related degrees be zeros, such as $n_{3a}, n_{4a}, n_{1b}, n_{2b}, n_{3b}, n_{4b}$, then this network will be a single-layer network;
3. Bipartite networks: For some interconnected directed networks, if there exists no intra-edges within each subnetwork, and there exist only inter-edges between two subnetworks, then this special network is a bipartite network.

3 Mathematical analysis

In mathematical epidemiology, the basic reproduction number R_0 gives the number of secondary cases one infectious individual will produce in a population consisting only of susceptible individuals. Mathematically, the basic reproduction number R_0 plays the role of a threshold value for the epidemic dynamics. If $R_0 > 1$, the disease will break out, otherwise, the number of infected individuals gradually declines to zero, and the disease disappears from the population.

Then we will calculate the basic reproduction number R_0 for model (11), so as to study the global dynamical behaviors. For simplicity, we denote $\mathbf{x} = (x_1, x_2, x_3, \dots, x_n) = (\rho_{0,0,0,0}^A, \rho_{0,0,0,1}^A, \dots, \rho_{n_{1b}, n_{2b}, n_{3b}, n_{4b}}^B)$, where $n = \prod_{i \in \Omega, j=a,b} (n_{ij} + 1)$, and $\mathbf{f} = (f_1, f_2, \dots, f_n)$ be the functions of the right-hand side of (11). Then the model (11) can be rewritten as

$$\frac{d\mathbf{x}(t)}{dt} = \mathbf{f}(\mathbf{x}(t)). \quad (12)$$

It is obvious that there always exists a disease-free equilibrium (DFE) $E_0 = (0, 0, \dots, 0)$ in the model (11) with $x_i = 0, i = 1, 2, \dots, n$.

The basic reproduction number R_0 is a crucial parameter in epidemic dynamics. Next we calculate R_0 by estimating the spectral radius of the generation matrix Γ [8]. Based on this method, one has $\Gamma = FV^{-1}$, where F is the rate of new occurring infections and V is the rate of transferring individuals out of the original group, and the matrix Γ can be expressed as

$$\Gamma = \begin{bmatrix} \lambda_a^a \sum_{l_i, i \in \Omega} \frac{l_1 l_2 P_A(l_1, l_2, l_3, l_4)}{\mu_a \langle k_1 \rangle_a} & \lambda_a^a \sum_{l_i, i \in \Omega} \frac{l_1 l_4 P_A(l_1, l_2, l_3, l_4)}{\mu_a \langle k_1 \rangle_a} & 0 & 0 \\ 0 & 0 & \lambda_b^a \sum_{l_i, i \in \Omega} \frac{l_1 l_2 P_B(l_1, l_2, l_3, l_4)}{\mu_b \langle k_1 \rangle_b} & \lambda_b^a \sum_{l_i, i \in \Omega} \frac{l_1 l_4 P_B(l_1, l_2, l_3, l_4)}{\mu_b \langle k_1 \rangle_b} \\ \lambda_b^a \sum_{l_i, i \in \Omega} \frac{l_2 l_3 P_A(l_1, l_2, l_3, l_4)}{\mu_a \langle k_3 \rangle_a} & \lambda_b^a \sum_{l_i, i \in \Omega} \frac{l_3 l_4 P_A(l_1, l_2, l_3, l_4)}{\mu_a \langle k_3 \rangle_a} & 0 & 0 \\ 0 & 0 & \lambda_b^b \sum_{l_i, i \in \Omega} \frac{l_2 l_3 P_B(l_1, l_2, l_3, l_4)}{\mu_b \langle k_3 \rangle_b} & \lambda_b^b \sum_{l_i, i \in \Omega} \frac{l_3 l_4 P_B(l_1, l_2, l_3, l_4)}{\mu_b \langle k_3 \rangle_b} \end{bmatrix}$$

$$= \begin{bmatrix} \frac{\lambda_a^a \langle k_1 k_2 \rangle_a}{\mu_a \langle k_1 \rangle_a} & \frac{\lambda_a^a \langle k_1 k_4 \rangle_a}{\mu_a \langle k_1 \rangle_a} & 0 & 0 \\ 0 & 0 & \frac{\lambda_b^a \langle k_1 k_2 \rangle_b}{\mu_b \langle k_1 \rangle_b} & \frac{\lambda_b^a \langle k_1 k_4 \rangle_b}{\mu_b \langle k_1 \rangle_b} \\ \frac{\lambda_b^a \langle k_2 k_3 \rangle_a}{\mu_a \langle k_3 \rangle_a} & \frac{\lambda_b^a \langle k_3 k_4 \rangle_a}{\mu_a \langle k_3 \rangle_a} & 0 & 0 \\ 0 & 0 & \frac{\lambda_b^b \langle k_2 k_3 \rangle_b}{\mu_b \langle k_3 \rangle_b} & \frac{\lambda_b^b \langle k_3 k_4 \rangle_b}{\mu_b \langle k_3 \rangle_b} \end{bmatrix}. \quad (13)$$

Below we study two special cases: Case 1 is undirected network, where for each node their out-degree is equal to their in-degree. In this sense, undirected network is a special directed network with correlation between every node's out-degree and in-degree; However in Case 2, for each node the joint degree is independent, and there exists no correlation between out-degree and in-degree.

Case 1. If we consider this network as an undirected network, i.e., for every directed edge a_{ij} there exactly exists an edge a_{ji} , then every node's out-degrees will be equal to the corresponding in-degree, respectively, i.e., $k_1 = k_2, k_3 = k_4$. We also assume k_1 (or k_2) is independent of k_3 (k_4). Then we have

$$P_X(l_1, l_2, l_3, l_4) = P_X(l_1, \cdot, \cdot, \cdot) P_X(\cdot, \cdot, l_3, \cdot),$$

and

$$\begin{aligned} \langle k_1 \rangle_a &= \langle k_2 \rangle_a, & \langle k_3 \rangle_a &= \langle k_4 \rangle_a, \\ \langle k_1 \rangle_b &= \langle k_2 \rangle_b, & \langle k_3 \rangle_b &= \langle k_4 \rangle_b. \end{aligned}$$

Substituting the above into (13), we obtain

$$\Gamma_1 = \begin{bmatrix} \lambda_a^a \frac{\sum l_1^2 P_A(l_1, \cdot, \cdot, \cdot)}{\mu_a \langle k_1 \rangle_a} & \lambda_a^a \frac{\sum l_1 P_A(l_1, \cdot, \cdot, \cdot) l_3 P_A(\cdot, \cdot, l_3, \cdot)}{\mu_a \langle k_1 \rangle_a} & 0 & 0 \\ 0 & 0 & \lambda_b^a \frac{\sum l_1^2 P_B(l_1, \cdot, \cdot, \cdot)}{\mu_b \langle k_1 \rangle_b} & \lambda_b^a \frac{\sum l_1 P_B(l_1, \cdot, \cdot, \cdot) l_3 P_B(\cdot, \cdot, l_3, \cdot)}{\mu_b \langle k_1 \rangle_b} \\ \lambda_b^a \frac{\sum l_1 P_A(l_1, \cdot, \cdot, \cdot) l_3 P_A(\cdot, \cdot, l_3, \cdot)}{\mu_a \langle k_3 \rangle_a} & \lambda_b^a \frac{\sum l_3^2 P_A(\cdot, \cdot, l_3, \cdot)}{\mu_a \langle k_3 \rangle_a} & 0 & 0 \\ 0 & 0 & \lambda_b^b \frac{\sum l_1 l_3 P_B(l_1, \cdot, \cdot, \cdot) P_B(\cdot, \cdot, l_3, \cdot)}{\mu_b \langle k_3 \rangle_b} & \lambda_b^b \frac{\sum l_3^2 P_B(\cdot, \cdot, l_3, \cdot)}{\mu_b \langle k_3 \rangle_b} \end{bmatrix}$$

$$= \begin{bmatrix} \frac{\lambda_a^a \langle k_1^2 \rangle_a}{\mu_a \langle k_1 \rangle_a} & \frac{\lambda_a^a \langle k_3 \rangle_a}{\mu_a} & 0 & 0 \\ 0 & 0 & \frac{\lambda_b^a \langle k_1^2 \rangle_b}{\mu_b \langle k_1 \rangle_b} & \frac{\lambda_b^a \langle k_3 \rangle_b}{\mu_b} \\ \frac{\lambda_b^a \langle k_1 \rangle_a}{\mu_a} & \frac{\lambda_b^a \langle k_3^2 \rangle_a}{\mu_a \langle k_3 \rangle_a} & 0 & 0 \\ 0 & 0 & \frac{\lambda_b^b \langle k_1 \rangle_b}{\mu_b} & \frac{\lambda_b^b \langle k_3^2 \rangle_b}{\mu_b \langle k_3 \rangle_b} \end{bmatrix}. \quad (14)$$

Case 2. If we don't consider the correlation among sub-degrees, then the joint degree distribution is independent, i.e., $P_X(l_1, l_2, l_3, l_4) = P_X(l_1, \cdot, \cdot, \cdot) P_X(\cdot, l_2, \cdot, \cdot) P_X(\cdot, \cdot, l_3, \cdot) P_X(\cdot, \cdot, \cdot, l_4)$, then we have

$$\Gamma_2 = \begin{bmatrix} \frac{\lambda_a^a \langle k_2 \rangle_a}{\mu_a} & \frac{\lambda_a^a \langle k_4 \rangle_a}{\mu_a} & 0 & 0 \\ 0 & 0 & \frac{\lambda_b^a \langle k_2 \rangle_b}{\mu_b} & \frac{\lambda_b^a \langle k_4 \rangle_b}{\mu_b} \\ \frac{\lambda_b^b \langle k_2 \rangle_b}{\mu_b} & \frac{\lambda_b^b \langle k_4 \rangle_b}{\mu_b} & 0 & 0 \\ 0 & 0 & \frac{\lambda_b^b \langle k_2 \rangle_b}{\mu_b} & \frac{\lambda_b^b \langle k_4 \rangle_b}{\mu_b} \end{bmatrix}. \quad (15)$$

Since Γ is an irreducible non-negative matrix, by Perron-Frobenius theorem, there is a positive real eigenvalue which is equal to the spectral radius $\rho(\Gamma)$. Denote $s(Df(0)) = \max\{Re\lambda; \det(\lambda \mathbf{I} - Df(0)) = 0\}$.

It is shown in [9] that: $s(Df(0)) \leq 0 \iff \rho(\Gamma) < 1$, and $s(Df(0)) > 0 \iff \rho(\Gamma) > 1$. Hence, the basic reproduction number of model (11) is

$$R_0 = \rho(\Gamma). \quad (16)$$

We have already known that this interconnected directed network is a generalized network, and the disease spreading have relationship with the structure of the network. Hence, the R_0 also generalize the basic reproduction numbers for the special cases. If the network becomes some special cases, such as a single layer network, or a bipartite network, the R_0 is also satisfied, but the expression of R_0 will do some deformation correspondingly. Specific cases is discussed as follows:

1. Single layer network. If we delete the subnetwork B and the all inter-edges between two subnetworks, then only subnetwork A remains, becoming a single layer directed network. The corresponding generation matrix is a sub-matrix of Γ (13) with their upper left 2×2 items. Obviously we have $R_0 = \frac{\lambda_a^a \langle k_1 k_2 \rangle_a}{\mu_a \langle k_1 \rangle_a}$; Furthermore, if this single layer network is undirected, then each node's out-degree is equal to its in-degree, therefore, the generation matrix will be a sub-matrix of Γ_1 (14) with the upper left 2×2 items, and hence the R_0 is $\frac{\lambda_a^a \langle k_1^2 \rangle_a}{\mu_a \langle k_1 \rangle_a}$; Alternatively, if each node's out-degree is independent of its in-degree, then the generation matrix is a sub-matrix of Γ_2 (15), and the R_0 is $\frac{\lambda_a^a \langle k_1 \rangle_a}{\mu_a}$. These results are listed in Table 2. Besides, if all the infectious rates, intra-subnetworks or inter-subnetworks, are equal, and the recovery rate in subnetwork A and B are also equal, that is to say, $\lambda_a^a = \lambda_b^b = \lambda_a^b = \lambda_b^a$, $\mu_a = \mu_b$, then this network can also be considered as a single layer network.
2. Bipartite network. If we delete the intra-edges within subnetworks A and B , the interconnected directed network then becomes a bipartite network. The generation matrix becomes the sub-matrix of Γ (13) with central 2×2 items. So the R_0 is $\sqrt{\frac{\lambda_a^b \langle k_3 k_4 \rangle_a}{\mu_a \langle k_3 \rangle_a} \cdot \frac{\lambda_b^a \langle k_1 k_2 \rangle_b}{\mu_b \langle k_1 \rangle_b}}$. In the cases of networks of undirected and one in which node's out-degree independent of their in-degree, the corresponding R_0 are $\sqrt{\frac{\lambda_a^b \langle k_3^2 \rangle_a}{\mu_a \langle k_3 \rangle_a} \cdot \frac{\lambda_b^a \langle k_1^2 \rangle_b}{\mu_b \langle k_1 \rangle_b}}$ and $\sqrt{\frac{\lambda_a^b \langle k_4 \rangle_a}{\mu_a} \cdot \frac{\lambda_b^a \langle k_2 \rangle_b}{\mu_b}}$, respectively.
3. Interconnected network. For this situation, though the R_0 can not be explicitly expressed, by Perron-Frobenius theorem we can give the following estimation:

$$\min_{i,j} \{c_i, r_j\} \leq R_0 \leq \max_{i,j} \{c_i, r_j\},$$

where c_i and r_j are the i^{th} row sums and j^{th} column sums on Γ , respectively. If the interconnected network is undirected, then the estimating method is the same. If their joint degree is independent, then we have

$$R_0 = \rho(\Gamma_2) = \frac{1}{2} \left(\frac{\lambda_a^a \langle k_2 \rangle_a}{\mu_a} + \frac{\lambda_b^b \langle k_4 \rangle_b}{\mu_b} + \sqrt{\left(\frac{\lambda_a^a \langle k_2 \rangle_a}{\mu_a} - \frac{\lambda_b^b \langle k_4 \rangle_b}{\mu_b} \right)^2 + 4 \frac{\lambda_a^b \langle k_4 \rangle_a}{\mu_a} \cdot \frac{\lambda_b^a \langle k_2 \rangle_b}{\mu_b}} \right). \quad (17)$$

R_0	Single layer	Bipartite	Interconnected
Directed	$\frac{\lambda_a^a \langle k_1 k_2 \rangle_a}{\mu_a \langle k_1 \rangle_a}$ [13, 14]	$\sqrt{\frac{\lambda_a^b \langle k_3 k_4 \rangle_a}{\mu_a \langle k_3 \rangle_a} \cdot \frac{\lambda_b^a \langle k_1 k_2 \rangle_b}{\mu_b \langle k_1 \rangle_b}}$	$\rho(\Gamma)$
Undirected	$\frac{\lambda_a^a \langle k_1^2 \rangle_a}{\mu_a \langle k_1 \rangle_a}$ [11]	$\sqrt{\frac{\lambda_a^b \langle k_3^2 \rangle_a}{\mu_a \langle k_3 \rangle_a} \cdot \frac{\lambda_b^a \langle k_1^2 \rangle_b}{\mu_b \langle k_1 \rangle_b}}$ [15]	$\rho(\Gamma_1)$
Directed (Independent)	$\frac{\lambda_a^a \langle k_1 \rangle_a}{\mu_a}$ [12–14]	$\sqrt{\frac{\lambda_a^b \langle k_4 \rangle_a}{\mu_a} \cdot \frac{\lambda_b^a \langle k_2 \rangle_b}{\mu_b}}$	$\rho(\Gamma_2)$

Table 2: R_0 for networks with different connection patterns.

For an interconnected directed network, in addition to R_0 , we denote by $R_0^{single X}$ the basic reproduction number of subnetwork X , which is separated from the whole interconnected network. And we also let $R_0^{bipartite}$ represent the basic reproduction number of the separated bipartite network. Then for Case 2, we have the following property.

Property 1. For the model (11), if the joint degree distribution is independent, then $R_0 \geq R_0^{single X}$ and $R_0 \geq R_0^{bipartite}$.

Proof. If the joint degree distribution is independent, then

$$\begin{aligned}
R_0 = \rho(\Gamma_2) &= \frac{1}{2} \left(\frac{\lambda_a^a \langle k_2 \rangle_a}{\mu_a} + \frac{\lambda_b^b \langle k_4 \rangle_b}{\mu_b} + \sqrt{\left(\frac{\lambda_a^a \langle k_2 \rangle_a}{\mu_a} - \frac{\lambda_b^b \langle k_4 \rangle_b}{\mu_b} \right)^2 + 4 \frac{\lambda_a^b \langle k_4 \rangle_a}{\mu_a} \cdot \frac{\lambda_b^a \langle k_2 \rangle_b}{\mu_b}} \right) \\
&\geq \frac{1}{2} \left(\frac{\lambda_a^a \langle k_2 \rangle_a}{\mu_a} + \frac{\lambda_b^b \langle k_4 \rangle_b}{\mu_b} + \left| \frac{\lambda_a^a \langle k_2 \rangle_a}{\mu_a} - \frac{\lambda_b^b \langle k_4 \rangle_b}{\mu_b} \right| \right) \\
&\geq \frac{1}{2} \left(\frac{\lambda_a^a \langle k_2 \rangle_a}{\mu_a} + \frac{\lambda_b^b \langle k_4 \rangle_b}{\mu_b} + \frac{\lambda_a^a \langle k_2 \rangle_a}{\mu_a} - \frac{\lambda_b^b \langle k_4 \rangle_b}{\mu_b} \right) = \frac{\lambda_a^a \langle k_2 \rangle_a}{\mu_a} = R_0^{\text{single } A}.
\end{aligned}$$

Similarly, we have $R_0 \geq R_0^{\text{single } B}$. In addition, we also have

$$\begin{aligned}
R_0 = \rho(\Gamma_2) &= \frac{1}{2} \left(\frac{\lambda_a^a \langle k_2 \rangle_a}{\mu_a} + \frac{\lambda_b^b \langle k_4 \rangle_b}{\mu_b} + \sqrt{\left(\frac{\lambda_a^a \langle k_2 \rangle_a}{\mu_a} - \frac{\lambda_b^b \langle k_4 \rangle_b}{\mu_b} \right)^2 + 4 \frac{\lambda_a^b \langle k_4 \rangle_a}{\mu_a} \cdot \frac{\lambda_b^a \langle k_2 \rangle_b}{\mu_b}} \right) \\
&\geq \frac{1}{2} \left(\frac{\lambda_a^a \langle k_2 \rangle_a}{\mu_a} + \frac{\lambda_b^b \langle k_4 \rangle_b}{\mu_b} + 2 \sqrt{\frac{\lambda_a^b \langle k_4 \rangle_a}{\mu_a} \cdot \frac{\lambda_b^a \langle k_2 \rangle_b}{\mu_b}} \right) \\
&\geq \sqrt{\frac{\lambda_a^b \langle k_4 \rangle_a}{\mu_a} \cdot \frac{\lambda_b^a \langle k_2 \rangle_b}{\mu_b}} = R_0^{\text{bipartite}}.
\end{aligned}$$

In summary, we have $R_0 \geq R_0^{\text{single } X}$, $X \in \{A, B\}$, and $R_0 \geq R_0^{\text{bipartite}}$. The proof is completed. \square

We now present the main result about the dynamical behavior of the model as follows.

Theorem 1. *For the model (11), if $R_0 \leq 1$, then the DFE E_0 is globally asymptotically stable in Δ ; While if $R_0 > 1$, model (11) admits a unique endemic equilibrium (EE) E_1 , which is globally asymptotically stable in $\Delta - \{0\}$, where $\Delta = \{(x_1, x_2, \dots, x_n) \in R_+^n : 0 \leq x_i \leq 1, i = 1, \dots, n\}$.*

Proof. First, we prove that the set Δ is positive invariant for model (11). We claim that if initial value $x(0) \in \Delta$, then $x_i(t) \geq 0, \forall t > 0, i = 1, \dots, n$. Otherwise, there would exist a $k_0 \in \{1, \dots, n\}$ and $t_0 > 0$, such that $x_{k_0} < 0$. Since $x_{k_0} < 0$ is continuous, by the zero point theorem, there must exist t_1 such that $x_{k_0}(t_1) = 0$. Let t^* be the infimum of all zero points for all functions $x_i(t)$, i.e., $t^* = \inf\{t > 0, x_i(t) = 0, i = 1, 2, \dots, n\}$. Without loss of generality, let $x_{k_1}(t^*) = \rho_{k_1, k_2, k_3, k_4}^A(t^*) = 0$, then by the definition of t^* , we have $d\rho_{k_1, k_2, k_3, k_4}^A(t^*)/dt \leq 0$. However, by the model (11), $d\rho_{k_1, k_2, k_3, k_4}^A(t^*)/dt = \lambda_a^a k_2 \Theta_{11}(t^*) + \lambda_b^a k_4 \Theta_{21}(t^*) > 0$ is derived, which contradicts the proceeding formula. So $x_i(t) \geq 0$ holds for all $t > 0$ and $i = 1, 2, \dots, n$. Similarly, we can prove $s_{k_1, k_2, k_3, k_4}^A \geq 0$ and $s_{k_1, k_2, k_3, k_4}^B \geq 0$. Because of $s_{k_1, k_2, k_3, k_4}^A = 1 - \rho_{k_1, k_2, k_3, k_4}^A$ and $s_{k_1, k_2, k_3, k_4}^B = 1 - \rho_{k_1, k_2, k_3, k_4}^B$, we can get $\rho_{k_1, k_2, k_3, k_4}^A \leq 1$ and $\rho_{k_1, k_2, k_3, k_4}^B \leq 1$. Hence $0 \leq x_i(t) \leq 1$ hold for all $t > 0$ and $i = 1, 2, \dots, n$. Thus the claim is proven.

Next, we verify that model (11) satisfies the conditions of Corollary 3.2 in [10]. It is clear that the function $f : \Delta \rightarrow R^n$ defined in (11) is continuously differentiable. Direct calculation yields $\partial f_i / \partial x_j \geq 0$ for $x \in \Delta$ and $i \neq j$, which implies that f is cooperative. Further, we know that $Df = (\partial f_i / \partial x_j)_{1 \leq i, j \leq n}$ is irreducible for every $x \in \Delta$. At the same time, it is obvious that $f(0) = 0$ and $f_i(x) \geq 0$ for all $x \in \Delta$ with $x_i = 0, i = 1, 2, \dots, n$. Moreover, since for any $\varepsilon \in (0, 1)$ and $x \gg 0, f_i(\varepsilon x) \geq \varepsilon f_i(x), i = 1, 2, \dots, n$, we have that f is strictly sublinear in Δ . By applying Corollary 3.2 in [10], the proof is completed. \square

Theorem 1 give the condition that epidemic whether or not prevalent on whole interconnected network, and the next theorem give a condition that epidemic prevalent only on the single subnetwork.

Theorem 2. *If there exists an interconnected directed network, and $R_0 > 1$, but some subnetwork's R_0 is less than one, for example $R_0^{\text{single } A} < 1$, in addition, this network is one-way [16], i.e., there exist no directed edges from subnetwork B to subnetwork A or $\lambda_b^a = 0$. Then there exist two equilibria for model (11), one is DFE E_0 which is a saddle, and another is boundary EE E_1 which is globally asymptotically stable in $\Delta - \{0\}$.*

Proof. First, we prove that the zero is the only equilibrium for $\rho_{k_1, k_2, k_3, k_4}^A(t)$ in Δ . Since there exist no directed edges from subnetwork B to subnetwork A or $\lambda_b^a = 0$, model (11) becomes

$$\begin{cases} \frac{d\rho_{k_1, k_2, k_3, k_4}^A}{dt} = \lambda_a^a k_2 \left(1 - \rho_{k_1, k_2, k_3, k_4}^A(t)\right) \Theta_a^a(t) - \mu_a \rho_{k_1, k_2, k_3, k_4}^A(t), \\ \frac{d\rho_{k_1, k_2, k_3, k_4}^B}{dt} = \lambda_a^b k_2 \left(1 - \rho_{k_1, k_2, k_3, k_4}^B(t)\right) \Theta_a^b(t) + \lambda_b^b k_4 \left(1 - \rho_{k_1, k_2, k_3, k_4}^B(t)\right) \Theta_b^b(t) - \mu_b \rho_{k_1, k_2, k_3, k_4}^B(t). \end{cases} \quad (18)$$

From (18), we understand the derivative of $\rho_{k_1, k_2, k_3, k_4}^A(t)$ have nothing to do with $\rho_{k_1, k_2, k_3, k_4}^B(t)$. So, the first equation of (18) can be regarded as an SIS model in subnetwork A as a separated single layer network. Since $R_0^{single A} < 1$, according to Theorem 1, we obtain that the zero is the only equilibrium for $\rho_{k_1, k_2, k_3, k_4}^A(t)$ in Δ , and it is globally asymptotically stable. That is to say, $\rho_{k_1, k_2, k_3, k_4}^A(t)$ tends to zero for all joint degree (k_1, k_2, k_3, k_4) in subnetwork A .

While for the whole interconnected network, we have $R_0 > 1$, so model (11) must have two equilibria, the DFE E_0 and the EE E_1 , and E_1 is globally asymptotically stable in $\Delta - \{0\}$. Then there must exist some joint degree $(k_1^*, k_2^*, k_3^*, k_4^*)$ in the subnetwork B , such that $\rho_{k_1^*, k_2^*, k_3^*, k_4^*}^B(t)$ does not tend to zero but tends to E_1 . So the DFE E_0 is a saddle and the EE E_1 is on the boundary of $\Delta - \{0\}$. The proof is completed. \square

4 Numerical analysis

To illustrate and complement the above theoretical analysis and further explore the disease dynamics, we perform numerical simulations for model (11) on different networks. Here we mainly study the situation which node's joint degree distribution is independent.

For the basic reproduction number R_0 , we have known that it is equal to the spectral radius of Γ , i.e., $R_0 = \rho(\Gamma)$. With regard to Γ_2 in (14), we calculate its spectral radius with the given parameters. As shown in Figure 2, except the variable presented in the figures, other infectious rates are fixed to 0.1, mean degree $\langle k_i \rangle_X$ are fixed to 4. Besides, the recovery rates are set to one, $\mu_a = \mu_b = 1$. We can see that the R_0 is increasing with the increase of infectious rate λ and mean degree $\langle k \rangle$. And the influence infectious rate on R_0 is the same as the influence of mean degree. In addition, the inner infectious rates, i.e., λ_a^a and λ_b^b have greater influence than the cross infectious rates λ_b^a and λ_a^b on R_0 in the same parameter value, and the intra-mean degree $\langle k_2 \rangle_a, \langle k_4 \rangle_b$ also have greater influence than inter-mean degrees $\langle k_4 \rangle_a$ and $\langle k_2 \rangle_b$.

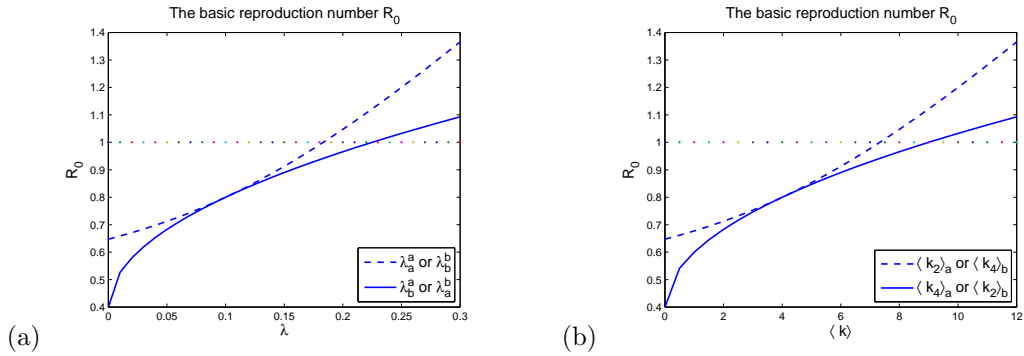


Figure 2: The effects of the infectious rate and mean degree on the basic reproduction number R_0 .

Figure 3 are also the influence graph of infectious rate and mean degree on the basic reproduction number. Compared with Figure 2, Figure 3 contain more information. The R_0 increases with the increase of infectious rate or mean degree.

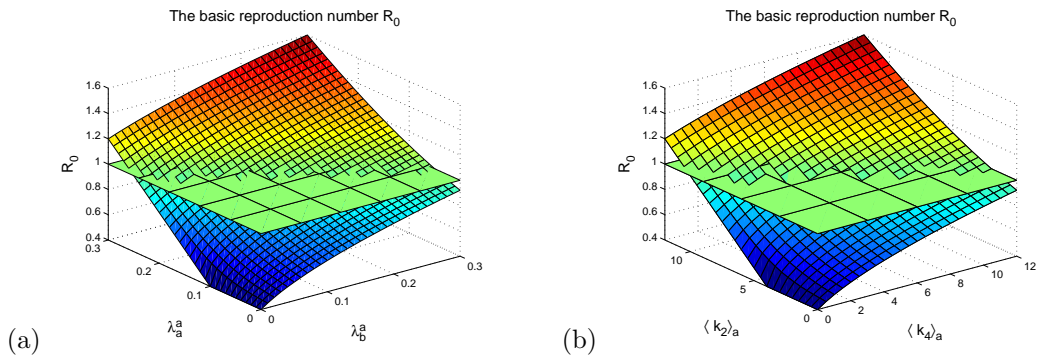


Figure 3: The effects of the infection rate on the basic reproduction number R_0 .

Here we constructed two interconnected directed networks. For the first one, the node number of sub-network A and B are both 5000, and the sub-degree k_i of joint degree (k_1, k_2, k_3, k_4) satisfies the Poisson

distribution. This network is a generalized ER network, so we denote this network by 'ER'. For the second one, the node numbers are both 5000, the same as above, however, the sub-degrees satisfy the Power-law distribution with exponent 3. This network is a special scale-free network, so we denote this network by 'SF'. For the two networks, the same is the joint degree of every node is independent, that is to say, the relation (8) is satisfied. And the mean degrees both are $\langle k_1 \rangle_a = \langle k_2 \rangle_a = 4$, $\langle k_3 \rangle_a = \langle k_2 \rangle_b = 6$, $\langle k_4 \rangle_a = \langle k_1 \rangle_b = 8$, $\langle k_3 \rangle_b = \langle k_4 \rangle_b = 10$.

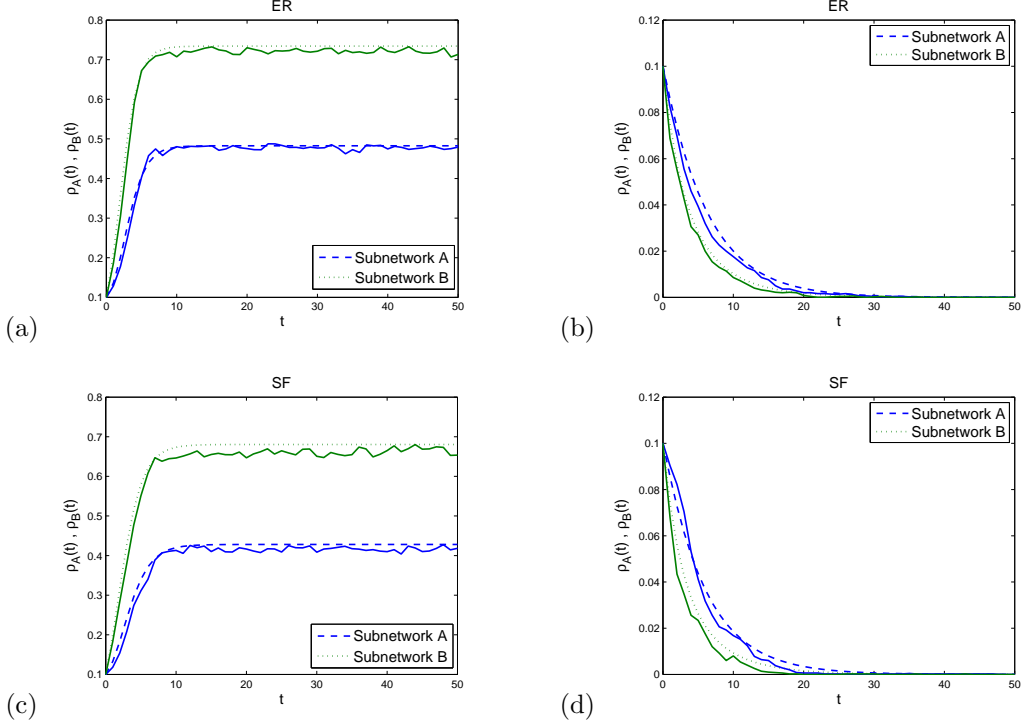


Figure 4: The total infected densities ρ_A and ρ_B with time t .

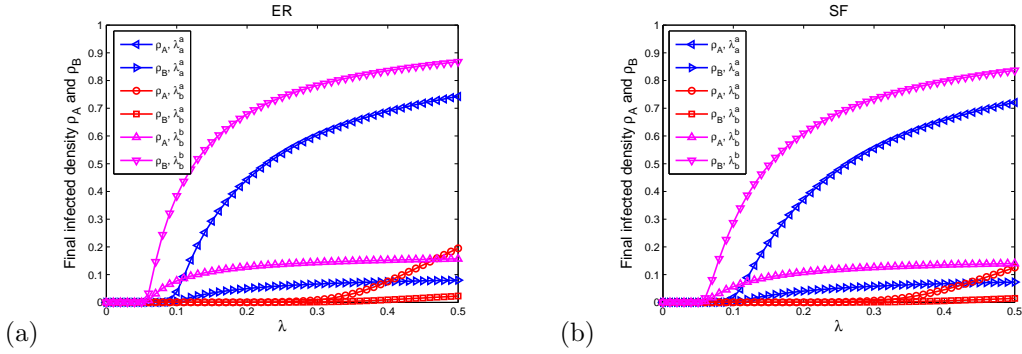


Figure 5: The final infected densities ρ_A and ρ_B over infectious rate λ .

We simulate the spread of disease on these two networks. The results are plotted in Figures 4, the dashed lines are the results of numerical simulation, and the corresponding solid lines are the single performance of random simulation with the same parameters, respectively. And the initial infected ratio is set to 0.1. Our simulations are carried out with two groups of parameters. The simulations of first group is shown in (a) and (c), where $\lambda_a^a = 0.1$, $\lambda_b^a = 0.05$, $\lambda_a^b = 0.05$, $\lambda_b^b = 0.1$, $\mu_a = 0.5$ and $\mu_b = 0.4$, and the corresponding R_0 is approximately equal to 3.617 (> 1). The second is shown in (b) and (d), where $\lambda_a^a = 0.05$, $\lambda_b^a = 0.01$, $\lambda_a^b = 0.01$, $\lambda_b^b = 0.05$, $\mu_a = 0.4$ and $\mu_b = 0.8$, the corresponding R_0 is equal to 0.725 (< 1). We can see that there will exist an endemic when $R > 1$, otherwise, the disease will die out, and this is consistent with our theoretical results in previous section. From these figures we obtain that the infected density of subnetwork A has the same tendency with the one of subnetwork B, either becoming an endemic or die out, but the specific densities of subnetworks may be different. It is easy to understand that the two subnetworks are

interconnected each other, but the parameters, λ and μ , may be different. In Figure 4, compare (a) with (c) and (b) with (d), we may find that the tendency of infected densities in (c) and (d) are similar to the ones in (a) and (b), respectively, though the sub-degrees of nodes in 'SF' satisfy the power-law distribution. Because of the independence of the sub-degree, for the nodes with large out-degree, its in-degree is not necessarily large. Similarly, for the nodes with large in-degree, its out-degree is not necessarily large neither. The independence of each component of joint degree reduce the effect of power-law distribution on disease spreading, which is different from the situation in undirected network.

Figure 5 are the final infected densities with infectious rate λ , which are the results of numerical simulations on ER and SF, respectively. Except for the changing parameters, the other infectious rate is 0.01, and the recovery rates are $\mu_a = 0.4$, $\mu_b = 0.6$. The initial infected rate is 0.1. Though the structure of network SF is different from the one of network ER, Figure 5(b) is similar to Figure 5(a). This once again shown that the independence of sub-degree reduce the influence of structure on disease spread.

In addition, in Figure 5, it is shown that when the infectious rate λ is less than the critical value, the final infected density is 0. When the infectious rate λ is greater than the critical value, the final infected density increases gradually with the increase of infectious rate. Comparing with the inter-infectious rate, the intra-infectious rate has a greater impact on the final infected density. What's more, the intra-infectious rate has a far greater impact on the corresponding subnetwork than another subnetwork. For example, with the increase of the intra-infectious rate λ_a^a , the final infected density of subnetwork A ρ_A is greater than another final infected density ρ_B . Although the impact of inter-infectious rate on the final infected density is relatively small, it has the same effect as intra-infectious rate. For example, with the increase of ρ_b^a , the infectious rate of subnetwork B on subnetwork A , the final infected density ρ_A is greater than ρ_B .

5 Conclusions and discussions

Motivated by the interaction between the actual systems and the direction of information dissemination, we establish an SIS model in an interconnected directed network for studying the epidemic spread. This network is the generalization of undirected networks and bipartite networks, in other words, this interconnected directed network can be transformed into these two kind of networks in special condition. We theoretically analyze the model, and obtain the basic reproduction number R_0 , which is also a generalized threshold value. We prove that the disease will become endemic if the R_0 greater than one, otherwise, the disease will die out. We also give a condition for epidemic prevalence only on a single subnetwork. By numerical analysis we find that the independence of joint degree can greatly reduce the effect of heterogeneity of degree on disease spread.

Acknowledgement

This work was jointly supported by the NSFC grants under Grant Nos. 11331009 and 11572181.

References

- [1] Dorogovtsev S N, Mendes J F F. Evolution of Networks: From Biological Nets to the Internet and WWW[J]. European J. of Physics, 2003, 57(25):697.
- [2] Watts D J, Strogatz S H. Collective dynamics of small-worldnetworks[J]. Nature, 1998, 393(6684): 440-442.
- [3] Barabási A L, Albert R. Emergence of scaling in random networks[J]. Science, 1999, 286(5439): 509-512.
- [4] Liu X, Stanley H E, Gao J. Breakdown of interdependent directed networks[J]. Proc. of the Nat. Acad. of Sci. of the USA, 2016, 113(5):1138.
- [5] Zhang X, Sun G Q, Zhu Y X, et al. Epidemic dynamics on semi-directed complex networks[J]. Math. Biosci., 2013, 246(2):242-51.
- [6] Pastor-Satorras R, Vespignani A. Epidemic dynamics and endemic states in complex networks[J]. Phys. Rev. E, 2001, 63(6): 066117.
- [7] Zhu G, Fu X, Tang Q, et al. Mean-field modeling approach for understanding epidemic dynamics in interconnected networks[J]. Chaos Solitons & Fractals, 2015, 80:117-124.

- [8] Van den Driessche P, Watmough J. Reproduction numbers and sub-threshold endemic equilibria for compartmental models of disease transmission[J]. *Math. Biosci.*, 2002, 180(1): 29-48.
- [9] Diekmann O, Heesterbeek J A P, Metz J A J. On the definition and the computation of the basic reproduction ratio R_0 in models for infectious diseases in heterogeneous populations[J]. *J. of Math. Biol.*, 1990, 28(4): 365-382.
- [10] Zhao X Q, Jing Z J. Global asymptotic behavior in some cooperative systems of functional differential equations[J]. *Canad. Appl. Math. Quart*, 1996, 4(4): 421-444.
- [11] Pastor-Satorras R, Vespignani A. Epidemic spreading in scale-free networks[J]. *Phys. Rev. Lett.*, 2001, 86(14): 3200.
- [12] Tanimoto S. Epidemic thresholds in directed complex networks[J]. *arXiv preprint arXiv:1103.1680*, 2011.
- [13] Wang J, Liu Z. Mean-field level analysis of epidemics in directed networks[J]. *J. of Phys. A*, 2009, 42(35): 355001.
- [14] Schwartz N, Cohen R, Ben-Avraham D, et al. Percolation in directed scale-free networks[J]. *Phys. Rev. E*, 2002, 66(1): 015104.
- [15] Gomezgardenes J, Latora V, Moreno Y, et al. Spreading of sexually transmitted diseases in heterosexual populations[J]. *Proc. of the Nat. Acad. of Sci. of USA*, 2008, 105(5):1399.
- [16] Wang L, Sun M, Chen S, et al. Epidemic spreading on one-way-coupled networks[J]. *Physica A*, 2016, 457:280-288.