

NNVLP: A Neural Network-Based Vietnamese Language Processing Toolkit

Thai-Hoang Pham

Alt Inc

Hanoi, Vietnam

phamthaihoang.hn@gmail.com

Xuan-Khoai Pham

FPT University

Hanoi, Vietnam

khoaipxmse0060@fpt.edu.vn

Tuan-Anh Nguyen

Alt Inc

Hanoi, Vietnam

ntanh.hus@gmail.com

Phuong Le-Hong

Vietnam National University

Hanoi, Vietnam

phuonglh@vnu.edu.vn

Abstract

This paper demonstrates neural network-based toolkit namely NNVLP for essential Vietnamese language processing tasks including part-of-speech (POS) tagging, chunking, named entity recognition (NER). Our toolkit is a combination of bidirectional Long Short-Term Memory (Bi-LSTM), Convolutional Neural Network (CNN), Conditional Random Field (CRF), using pre-trained word embeddings as input, which achieves state-of-the-art results on these three tasks. We provide both API and web demo¹ for this toolkit.

1 Introduction

Vietnamese belongs to the top 20 most spoken languages and is employed by an important community all over the world. Therefore, research on Vietnamese language processing is an essential task. This paper focuses on three main tasks for Vietnamese language processing including POS tagging, chunking, and NER.

In this paper, we present a state-of-the-art system namely NNVLP for the Vietnamese language processing. NNVLP toolkit outperforms most previously published toolkits on three tasks including POS tagging, chunking, and NER. The contributions of this work consist of:

- We demonstrate a neural network-based system reaching the state-of-the-art performance for Vietnamese language processing including POS tagging, chunking, and NER. Our

system is a combination of Bi-LSTM, CNN, and CRF models, which achieves an accuracy of 91.92%, F_1 scores of 84.11% and 92.91% for POS tagging, chunking, and NER tasks respectively.

- We provide our API and web demo for user, which is believed to positively contributing to the long-term advancement of Vietnamese language processing.

The remainder of this paper is structured as follows. Section 2 summarizes related work on Vietnamese language processing. Section 3 describes NNVLP toolkit architecture, API, and web interface. Section 4 gives experimental results and discussions. Finally, Section 5 concludes the paper.

2 Related Works

Previously published systems for Vietnamese language processing used traditional machine learning methods such as Conditional Random Field (CRF), Maximum Entropy Markov Model (MEMM), and Support Vector Machine (SVM). In particular, most of the toolkits for POS tagging task attempted to use conventional models such as CRF (Mai-Vu Tran, 2013) and MEMM (Le-Hong et al., 2010). (Mai-Vu Tran, 2013) also used CRF for chunking task. Recently, at the VLSP 2016 workshop for NER task, several participated system use MEMM (Le-Hong, 2016), (Nguyen et al., 2016) and CRF (Le et al., 2016) to solve this problem.

3 NNVLP API and Web Demo

3.1 System Architecture

We implement the deep neural network model described in (Pham and Le-Hong, 2017). This

¹nnvlp.org

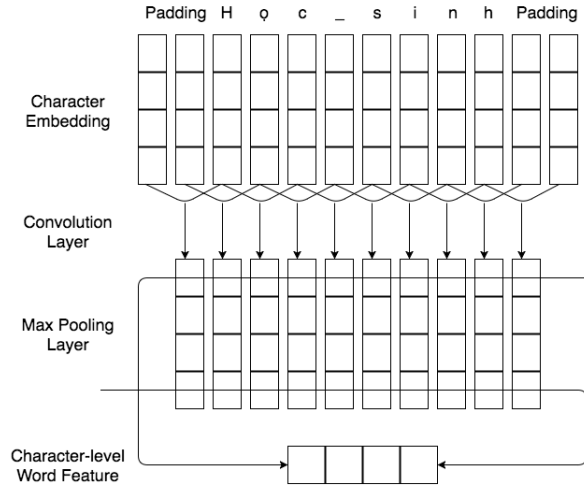


Figure 1: The CNN layer for extracting character-level word features of word *Học_sinh* (Student).

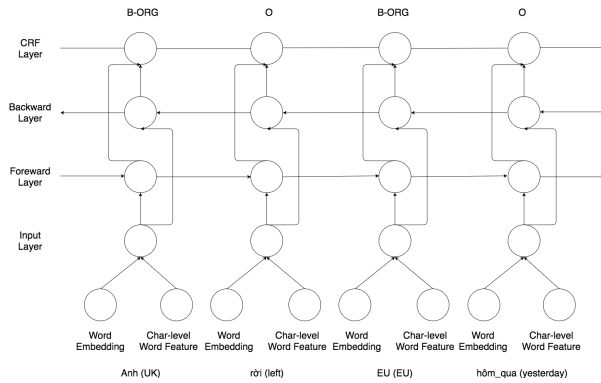


Figure 2: The Bi-LSTM-CRF layers for input sentence *Anh rời EU hôm qua*. (UK left EU yesterday.)

model is a combination of Bi-directional Long Short-Term Memory (Bi-LSTM), Convolutional Neural Network (CNN), and Conditional Random Field (CRF). In particular, this model takes as input a sequence of the concatenation of word embedding pre-trained by word2vec² tool and character-level word feature trained by CNN. That sequence is then passed to a Bi-LSTM, and then a CRF layer takes as input the output of the Bi-LSTM to predict the best named entity output sequence. Figure 1 and Figure 2 describe the architectures of Bi-LSTM-CRF layers, and CNN layer respectively.

NNVLP toolkit uses these architectures for all tasks including POS tagging, chunking, and NER. Because each word in the Vietnamese language

may consist of more than one syllables with spaces in between, which could be regarded as multiple words by the unsupervised models, we, first, segment the input texts into sequences of words by pyvi toolkit³. These word sequences are put into NNVP toolkit to get corresponding POS tag sequences. Next, these word and POS tag sequences are put into NNVP toolkit to get corresponding chunk sequences. Finally, NNVP toolkit takes as input sequences of the concatenation of word, POS tag, and chunk to predict corresponding NER sequences. Figure 3 presents this pipeline of NNVP toolkit.

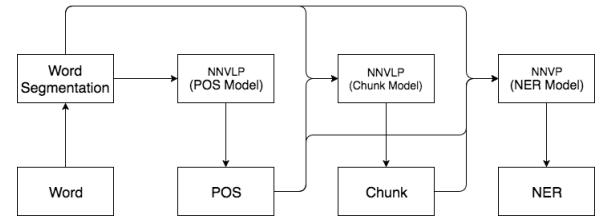


Figure 3: The Architecture of NNVP Toolkit

3.2 NNVP API

NNVLP API is an API for Vietnamese Language Processing which takes input sentences and outputs a JSON containing a list of sentences where each word in these sentences has POS tag, chunk, named entity attributes as shown in Figure 4.

```
{
  "sentences": [
    {
      "index": 0,
      "tokens": [
        {
          "chunk": "B-NP", "index": 0, "ner": "O", "pos": "Nc",
          "word": "Ông"
        },
        {
          "chunk": "I-NP", "index": 1, "ner": "B-PER", "pos": "Np",
          "word": "Nam"
        },
        {
          "chunk": "B-VP", "index": 2, "ner": "O", "pos": "V",
          "word": "là"
        },
        {
          "chunk": "B-NP", "index": 3, "ner": "O", "pos": "N",
          "word": "giảng_viên"
        },
        {
          "chunk": "B-NP", "index": 4, "ner": "B-ORG", "pos": "N",
          "word": "đại_học"
        },
        {
          "chunk": "I-NP", "index": 5, "ner": "I-ORG", "pos": "N",
          "word": "Bách_Khoa"
        },
        {
          "chunk": "O", "index": 6, "ner": "O", "pos": "CH", "word": "."
        }
      ]
    }
  ]
}
```

Figure 4: The output JSON of the input sentence "Ông Nam là giảng viên đại học Bách Khoa." (Mr Nam is a lecturer of Bach Khoa University.)

²<https://code.google.com/archive/p/word2vec/>

³<https://pypi.python.org/pypi/pyvi>

3.3 Web Demo

We also provide web interface⁴ for users of NNVLP toolkit. Users can type or paste raw texts into the textbox and click *Submit* button to get the corresponding POS tag, chunk, named entity sequences. Each label is tagged with different color to make the output easy to see. Users can also look up the meaning of each label by click *Help* button. Figure 5 presents the web interface of our system.

4 Experiments

In this section, we compare the performance of NNVLP toolkit with other published toolkits for Vietnamese including Vitk⁵, vTools⁶, RDRPOSTagger⁷, and vie-ner-lstm⁸.

4.1 Data Sets

To compare fairly, we train and evaluate these systems on the VLSP corpora. In particular, we conduct experiments on Viet Treebank corpus for POS tagging and chunking tasks, and on VLSP shared task 2016 corpus for NER task. All of these corpora are converted to CoNLL format. The corpus of POS tagging task consists of two columns namely word, and POS tag. For chunking task, there are three columns namely word, POS tag, and chunk in the corpus. The corpus of NER task consists of four columns. The order of these columns are word, POS tag, chunk, and named entity. While NER corpus has been separated into training and testing parts, the POS tagging and chunking data sets are not previously divided. For this reason, we use 80% of these data sets as a training set, and the remaining as a testing set. Because our system adopts early stopping method, we use 10% of these data sets from the training set as a development set when training NNVLP system. Table 1 and Table 2⁹ shows the statistics of each corpus.

4.2 Evaluation Methods

We use the accuracy score that is the percentage of correct labels to evaluate the performance of each system for POS tagging task. For chunking

Data sets	Number of sentences		
	POS	Chunk	NER
Train	7268	7283	14861
Dev	1038	1040	2000
Test	2077	2081	2831

Table 1: The number of sentences for each part in POS tagging, chunking, and NER data sets

Data sets	Labels
POS	N, V, CH, R, E, A, P, Np, M, C, Nc, L, T, Ny, Nu, X, B, S, I, Y, Vy
Chunk	NP, VP, PP, AP, QP, RP
NER	PER, LOC, ORG, MISC

Table 2: Labels in POS tagging, chunking, and NER data sets

and NER tasks, the performance is measured with F_1 score, where $F_1 = \frac{2*P*R}{P+R}$. Precision (P) is the percentage of chunks or named entities found by the learning system that are correct. Recall (R) is the percentage of chunks or named entities present in the corpus that are found by the system. A chunk or named entity is correct only if it is an exact match of the corresponding phrase in the data file.

4.3 Experiment Results

We evaluate performances of our system and several published systems on POS tagging, chunking, and NER data sets. Inputs for POS tagging task are words, for chunking task are words and POS tags, and for NER task are words, POS tags, and chunks. Table 3, Table 4, and Table 5 present the performance of each system on POS tagging, chunking, and NER task respectively.

System	Accuracy
Vitk	88.41
vTools	90.73
RDRPOSTagger	91.96
NNVLP	91.92

Table 3: Performace of each system on POS tagging task

By combining Bi-directional Long Short-Term Memory, Convolutional Neural Network, and Conditional Random Field, our system outperforms most published systems on these three tasks. In particular, NNVLP toolkit achieves an accuracy of 91.92%, F_1 scores of 84.11% and 92.91% for

⁴nnvlp.org

⁵<https://github.com/phuonglh/vn.vitk>

⁶<https://github.com/lupanh/vTools>

⁷<http://rdrpostagger.sourceforge.net/>

⁸<https://github.com/pth1993/vie-ner-lstm>

⁹For more details about these tagsets, please visit the demo website at nnvlp.org

