

# The Temperature Dependence on Intermolecular Potential Energy in the Design of a Supercritical Stirling Cycle Heat Engine

Matthew David Marko

mattdmarko@gmail.com

Naval Air Warfare Center Aircraft Division, Lakehurst NJ 08733\*

December 14, 2024

## Abstract

The Stirling thermodynamic heat engine cycle is modified, where instead of an ideal gas, a real, supercritical, monatomic working fluid subjected to intermolecular attractive forces is used. The potential energy of real gases is redefined to show it decreasing with temperature as a result of the attractive Keesom forces, which are temperature dependent. This new definition of potential energy is used to thermodynamically design a Stirling cycle heat engine with supercritical xenon gas, and an engine efficiency that exceeds the Carnot efficiency is demonstrated. The change in internal energy predicted is compared to experimental measurements of condensing steam, xenon, argon, krypton, nitrogen, methane, ethane, propane, normal butane, and iso-butane, and the close match validates this new definition of temperature-dependent real gas potential energy, as well as the thermodynamic feasibility of the modified supercritical Stirling cycle heat engine.

---

\*\*This work is the personal project of the author, and the author's affiliation is not involved in this effort in any way. The responsibility of the contents of this manuscript is solely the author's.

# 1 Introduction

From well before recorded human history, man has quested for different sources of energy for survival and comfort. Today, the need for useful energy plays a role in almost all aspects of society. Certainly, there is a benefit to having an efficient source of mechanical energy. When designing an engine, heat pump, or other thermodynamic cycle, one can not get around the laws of thermodynamics. Prevalent is the first law [1–4], which stipulates the conservation of energy; no energy can be created or destroyed. The second law is a result of the fact that heat can only flow from hot to cold, and not cold to hot; as a result, heat transfer processes ultimately result in thermodynamic disorder known as entropy throughout the universe [1–4]. These two natural limitations have to be recognized in the design of a thermodynamic machine to achieve a net mechanical work output.

# 2 Existing Definition of Internal Energy Model

The kinetic model of an ideal gas [3, 5] is a well-established model to predict the kinetic energy of an ideal gas. Internal energy, by definition, is the summation of the kinetic energy from all of the random molecular motion within a fluid, as well as any potential energy from intermolecular forces. In the kinetic model, the gas is assumed to be ideal, where there is no potential energy, and the equation of state is [1–4, 6]

$$P \cdot v = R \cdot T, \tag{1}$$

where  $P$  (Pa) is the pressure,  $v$  ( $\text{m}^3/\text{kg}$ ) is the specific volume,  $T$  (K) is the absolute temperature, and  $R$  (J/kg·K) is the specific gas constant, where

$$R = \frac{R_u}{M_m}, \tag{2}$$

where  $M_m$  (kg/M) is the molar mass, and  $R_u$  is the universal gas constant (8.314 J/M·K) defined as

$$R_u = A \cdot \kappa, \quad (3)$$

where  $A$  is Avogadro's Number  $6.02214 \cdot 10^{23}$ , and  $\kappa$  is Boltzman's Constant  $1.38 \cdot 10^{-23}$  (J/K). For the kinetic model to be applicable, the gas must be ideal, where all of the molecules are moving independent of each other, and there is no interaction between different gas molecules, either by collision or intermolecular forces [3].

The internal energy of an ideal gas is comprised solely of the kinetic energy and is *only* affected by the temperature. For a real gas, however, the intermolecular forces affect the behavior of the molecules [1–4, 7]. The impacts of these forces increase as the molecules move closer together, and as the specific volume  $v$  (m<sup>3</sup>/kg) of the fluid decreases. The current equation for the change in specific internal energy  $u$  (J/kg) for a real gas is based on the assumptions of entropy [1, 2]

$$\delta u = C_V \cdot \delta T + \{T \cdot \left(\frac{\partial P}{\partial T}\right)_v - P\} \cdot \delta v, \quad (4)$$

where  $C_V$  (J/kg·K) is the specific heat capacity at a constant volume. For a monatomic fluid, the specific heat capacity is

$$C_V = \frac{3}{2} \cdot R.$$

The derivation of equation 4 originates from the first law of thermodynamics. The first law of thermodynamics states that energy can not be created or destroyed, and that the change in internal energy equals the heat and work input into the working fluid [1–4]

$$\delta u = q - \delta w, \quad (5)$$

where  $\delta u$  (J/kg) is the change in specific internal energy,  $q$  (J/kg) is the specific heat

transferred, and  $w$  (J/kg) is the specific work applied across the boundary [1–4]

$$\delta w = P \cdot \delta v. \quad (6)$$

The change in entropy  $\delta s$  (J/kg·K) is defined as [1–4]

$$\delta s = \frac{q}{T}, \quad (7)$$

where  $T$  (K) is the absolute temperature, and  $q$  (J/kg) represent the heat transferred per unit mass. This equation is the basis for the second law of thermodynamics, as it represents the disorder generated by a heat transfer process. It is a fundamental law of the universe that heat always flows from a hot source to a cold sink, and never from the cold to the hot object. The simple reason for this is the fact that due to kinetic theory [2, 3], the square root of the temperature is proportional to average velocity of a particle  $v_m$  (m/s)

$$v_m = \sqrt{\frac{3 \cdot \kappa \cdot T}{m_m}}, \quad (8)$$

where  $\kappa$  represents the Boltzman's Constant and  $m_m$  (kg) is the mass of a molecule. When there is heat transfer, the higher velocity particle from the hotter matter transmits energy when it impacts the lower velocity molecule. The significance of equation 7 is that it defines the idealized Carnot efficiency  $\eta_C$  of a heat engine [2]

$$\eta_C = \frac{W_{out}}{Q_{in}} = \frac{Q_{in} - Q_{out}}{Q_{in}} = 1 - \frac{T_L}{T_H}, \quad (9)$$

where  $W_{out}$  (J/kg) is the net work output,  $Q_{in}$  (J/kg) and  $Q_{out}$  (J/kg) are the heat input and output at the hot  $T_H$  (K) and cold  $T_L$  (K) temperatures, and  $\eta_C$  represents the efficiency of a heat engine where there is no increase in entropy  $\delta s = 0$ ,

$$\begin{aligned} \delta s &= \frac{Q_{in}}{T_H} - \frac{Q_{out}}{T_L} = 0, \\ \frac{Q_{out}}{Q_{in}} &= \frac{T_L}{T_H}, \end{aligned}$$

and thus

$$\eta_C = \frac{Q_{in} - Q_{out}}{Q_{in}} = 1 - \frac{Q_{out}}{Q_{in}} = 1 - \frac{T_L}{T_H}.$$

A Carnot heat pump is simply a Carnot heat engine in reverse, and thus the Coefficient of Performance (COP) where  $\delta s = 0$  is

$$COP_C = \frac{1}{\eta_C} = \frac{Q_{out}}{W_{in}} = \frac{1}{1 - \frac{T_L}{T_H}}. \quad (10)$$

If a heat pump were designed so that the heat output would entirely supply the heat input of a heat engine, and then the work output of the heat engine would supply the work input of a heat pump, this system would run indefinitely provided that

$$\eta_{HE} \geq \frac{1}{COP_{HP}}, \quad (11)$$

and if equation 11 does not hold true (as has been consistently observed to date), then a work input will be constantly needed to keep the heat-pump-heat-engine system running. Since heat always flows from hot to cold, for this system to be possible the temperature range of the heat pump must be equal or greater than that of the heat engine

$$T_{H,HE} \leq T_{H,HP},$$

$$T_{L,HE} \geq T_{L,HP},$$

and therefore if both the heat pump and heat engine maintained the ideal Carnot COP and efficiency, and the temperature difference was minimized so that  $T_{H,HE} = T_{H,HP}$  and  $T_{L,HE} = T_{L,HP}$ , then  $\eta_{HE} = 1/COP_{HP}$ . If the heat pump or the heat engine ever exceeded the Carnot efficiency, then  $\eta_{HE} > 1/COP_{HP}$  and the system could obtain useful work from the ambient temperature, without the need for a temperature differential. In practice, as the efficiency of all heat engines and the COP of all heat pumps built to date are less than the ideal Carnot,  $\eta_{HE} < 1/COP_{HP}$ , and a work input is needed to continually operate the

system.

Using equation 7, the first law can then be written as

$$\delta u = T \cdot \delta s - P \cdot \delta v. \quad (12)$$

Expanding the partial derivatives of the entropy yields

$$\delta s = \left(\frac{\partial s}{\partial T}\right)_V \cdot \delta T + \left(\frac{\partial s}{\partial V}\right)_T \cdot \delta v, \quad (13)$$

and due to the symmetry of the second derivative of the Helmholtz free energy [2, 3]

$$\left(\frac{\partial s}{\partial V}\right)_T = \left(\frac{\partial P}{\partial T}\right)_V. \quad (14)$$

By plugging equation 14 into equation 13, and then plugging equation 13 into equation 12, and then defining the specific heat capacity

$$T \cdot \left(\frac{\partial s}{\partial T}\right)_V \cdot \delta T = \left(\frac{q}{T}\right)_V \cdot \delta T = C_V \cdot T, \quad (15)$$

one can get equation 4.

One of the earliest equations of state is Van der Waals (VDW) equation [1–3, 8, 9]

$$\left(P + \frac{a}{v^2}\right) \cdot (v - b) = R \cdot T, \quad (16)$$

where  $P$  (Pa) is the pressure,  $v$  (m<sup>3</sup>/kg) is the specific volume,  $R$  (J/kg·K) is the specific gas constant,  $T$  (K) is the absolute temperature, and  $a$  (Pa·m<sup>6</sup>/kg<sup>2</sup>) and  $b$  (m<sup>3</sup>/kg) are the gas specifics VDW constants, where

$$\begin{aligned} a &= \frac{27 \cdot R^2 \cdot T_c^2}{64 \cdot P_c} = 3 \cdot v_c^2 \cdot P_c, \\ b &= \frac{R \cdot T_c}{8 \cdot P_c} = \frac{v_c}{3}, \end{aligned} \quad (17)$$

where  $P_c$  (Pa),  $T_c$  (K), and  $v_c$  (m<sup>3</sup>/kg) are the critical pressure, temperature, and specific

volume, where the first and second derivative of the pressure as a function of volume are zero

$$\left(\frac{\partial P}{\partial v}\right)_T = \left(\frac{\partial^2 P}{\partial v^2}\right)_T = 0,$$

and at temperatures greater than  $T_c$ , gas is the only possible phase of the fluid.

If the VDW equation of state were plugged into equation 4 to find the change in internal energy [1,2]

$$\delta u = C_V \cdot \delta T + \frac{a}{v^2} \cdot \delta v. \quad (18)$$

This equation represents the change in kinetic energy as a function of temperature  $C_V \cdot \delta T$ , and potential energy as a function of volume  $\frac{a}{v^2} \cdot \delta v$ , for the total change in internal energy  $\Delta u$  (J/kg)

$$\begin{aligned} \Delta u &= \int_{T_1}^{T_2} C_V \cdot \delta T + \int_{v_1}^{v_2} \frac{a}{v^2} \cdot \delta v, \\ &= C_V \cdot (T_2 - T_1) + a \cdot \left(\frac{1}{v_1} - \frac{1}{v_2}\right). \end{aligned} \quad (19)$$

The first term represents the kinetic portion of the internal energy, whereas the second term represents the potential energy.

### 3 Supercritical Stirling Cycle Heat Engine

The ideal Stirling heat engine, with an ideal gas as its working fluid, is as efficient as the Carnot efficiency. A Stirling engine cycle is defined by isothermal compression at the cold sink (stage 1-2), isochoric heating from the cold to the hot temperature (stage 2-3), isothermal expansion at the hot source (stage 3-4), and isochoric cooling back from the hot temperature to the cold temperature (stage 4-1). In order that the ideal gas Stirling Engine achieve the same efficiency as the Carnot efficiency, there must be perfect regeneration from the isochoric cooling to the isochoric heating. This is thermodynamically possible (though

difficult in practice) as the specific heat of an ideal gas is constant regardless of volume, and thus  $Q_{23} = Q_{41}$  over the same temperature range. Provided there is this perfect regeneration,  $Q_{in} = Q_{34}$  and  $Q_{out} = Q_{12}$ . For an ideal gas subject to the equation of state defined in equation 1 undergoing isothermal expansion [2], the heat input  $q_{\delta T=0}$  (J/kg)

$$q_{\delta T=0} = R \cdot T \cdot \log\left(\frac{V_2}{V_1}\right), \quad (20)$$

and thus the efficiency of an ideal gas Stirling Engine is

$$\eta = 1 - \left(\frac{Q_{out}}{Q_{in}}\right) = 1 - \left(\frac{Q_{12}}{Q_{34}}\right) = 1 - \left(\frac{R \cdot T_L \cdot \log\left(\frac{V_2}{V_1}\right)}{R \cdot T_H \cdot \log\left(\frac{V_2}{V_1}\right)}\right) = 1 - \left(\frac{T_L}{T_H}\right),$$

which is the Carnot efficiency defined in equation 9.

Equation 20 no longer applies when a working fluid is no longer an ideal gas (equation 1) but a real fluid subjected to intermolecular forces such as the Van der Waal forces. In addition to the Van der Waal equation of state (equation 16), there are several empirical equations of states for real gases that are far more accurate, including the Redlich-Kwong [10], Peng–Robinson [11, 12], and Benedict–Webb–Rubin [2, 13, 14]. One of these equations of state, or preferably direct experimental measurements, is necessary in order to properly design a real-life heat engine utilizing a real working fluid subjected to intermolecular forces.

The author proposes a hypothetical, novel definition of the change in internal energy for a real fluid undergoing isothermal compression and expansion, very different from the currently accepted definition defined in equation 4, and applied to the Van der Waal equation of state in equation 18-19. One contribution to the Van der Waal intermolecular forces is due to electrostatic interactions between charges in molecular ions, dipoles for polar molecules, quadrupoles for all molecules with symmetry lower than cubic, and permanent multipoles [7]. These forces are referred to as the Keesom force, named after Willem Hendrik Keesom [15]. These forces are inversely proportional to the temperature of the fluid, and thus it stands to reason that the total attractive component of the intermolecular forces can be defined as

$$a \approx \frac{a'}{\sqrt{T}}. \quad (21)$$



If equation 21 were plugged into equation 19 for the change in internal energy, for isothermal ( $\Delta T = 0$ ) compression and expansion

$$\begin{aligned}\Delta u &= \frac{a'}{\sqrt{T}} \cdot \left( \frac{1}{v_1} - \frac{1}{v_2} \right), \\ a' &= \frac{R^2 \cdot T_c^{2.5}}{9 \cdot (2^{\frac{1}{3}} - 1) \cdot P_c}.\end{aligned}\tag{22}$$

It must be noted that  $a'$  is the exact same equation for the attractive component of the intermolecular forces defined with the Redlich-Kwong [10] equation of state. Just like gravity has been observed to be an entropic force [16–21], it can be expected that this temperature-sensitive attractive intermolecular force can impact the entropy generated as a result of thermodynamic processes involving real working fluids, and possibly improve the efficiency of a thermodynamic cycle.

The author proposes a Stirling engine, using supercritical xenon gas as the working fluid. The reduced specific volume at top and bottom dead center are  $V_R = 0.83701$  and  $V_R = 8.3701$ , whereas the reduced specific temperatures are  $T_R = 1.029$  and  $T_R = 1.7193$  at the low and hot temperature range. Xenon has a molar mass of 131.3 g/mole, a critical pressure of 5.84 MPa, a critical temperature of 289.734 K, and a critical specific volume of 0.91 cm<sup>3</sup>/g [22]; therefore the temperature of this Stirling engine ranges between 25°C and 225°C, and the specific volume ranges between 0.76161 cm<sup>3</sup>/g and 7.6161 cm<sup>3</sup>/g. The intermolecular attractive parameter  $a'$  defined in equation 22 (and also in the Redlich-Kwong [10] equation of state) is thus 419.3652 Pa·K<sup>0.5</sup>·m<sup>6</sup>·kg<sup>-2</sup> for xenon. Using referenced experimental  $P \cdot v \cdot T$  data from 1951 tabulated in Table 1 [22, 23], the pressures can be obtained, and are both plotted on Figure 1 and the values at each stage is tabulated in Table 2.

By integrating the pressure and the change in volume during the isothermal stage 1-2 and stage 3-4, the work (equation 6) input  $W_{in}$  (J/kg) and output  $W_{out}$  (J/kg) can be

determined

$$W_{in} = 27,135,$$

$$W_{out} = 67,152,$$

and by using the proposed equation 22 for the change in internal energy during isothermal compression  $\delta u_{12}$  (J/kg) and isothermal expansion  $\delta u_{34}$  (J/kg)

$$\delta u_{12} = 28,700,$$

$$\delta u_{34} = 22,203,$$

the isothermal heat output  $Q_{12}$  (J/kg) and input  $Q_{34}$  (J/kg) can be determined

$$Q_{12} = W_{in} + \delta u_{12} = 55,835,$$

$$Q_{34} = W_{out} + \delta u_{34} = 89,355,$$

This engine assumes perfect regeneration, where all of the heat output from isochoric cooling  $Q_{41}$  (J/kg) is used for isochoric heating  $Q_{23}$  (J/kg). This is extremely difficult to practically implement, but absolutely possible thermodynamically. For an ideal gas  $Q_{23} = Q_{41}$ ; for a real gas this is not the case. In order to determine the difference in heat needed from the hot source

$$\delta Q_{23} = Q_{23} - Q_{41} = Q_{12} - Q_{34} + W_{out} - W_{in} = 6,497,$$

and this additional heating requirement can be used to find the heat input  $Q_{in}$  (J/kg) and output  $Q_{out}$  (J/kg) of this engine

$$Q_{in} = Q_{34} + \delta Q_{23} = 95,852,$$

$$Q_{out} = Q_{12} = 55,835.$$

The heat input and output can be used to find the thermodynamic efficiency of this heat engine

$$\eta_{HE} = 1 - \frac{Q_{out}}{Q_{in}} = 1 - \frac{55,835}{95,852} = 41.749\%,$$

which exceeds by 4% the theoretical Carnot efficiency defined in equation 9

$$\eta_C = 1 - \frac{T_L}{T_H} = 1 - \frac{1.029}{1.7193} = 40.149\%.$$

This Stirling cycle example demonstrates that, provided the theoretical description for the change in internal energy of a real fluid during isothermal compression or expansion defined in equation 22 is valid, a heat engine that exceeds the Carnot efficiency defined in equation 9 is possible. An engine that exceeds the Carnot efficiency would, by definition, reduce the net entropy of the universe  $\delta s_u < 0$ . If equation 22 held true, it would mean that the intermolecular Van der Waal forces, in-particular the temperature-sensitive attractive Keesom forces [7, 15] can reduce the net global thermodynamic entropy.

## 4 Experimental Verification

The author claims that equation 22 is in fact a valid description of the change in internal energy of a real fluid during isothermal compression or expansion, based on an abundance of experimental data available within the literature, specifically due to experimental measurements of the enthalpy of vaporization for a variety of fluids. One limitation of all of the existing equation of state functions are that they cannot be used to represent the change in the fluid from liquid to gas. For example, following the van der waal equation of state, for a constant temperature, the pressure will increase with decreasing volume, but decreasing in the rate of increase until eventually the pressure will *decrease* with decreasing volume, until it reaches an inflection point, and eventually the decreasing pressure stops, and the pressure increases dramatically with decreasing volume; this fluid is a liquid at this point. It is physically impossible for a stable pressure decrease with decreasing volume, and this

is not observed experimentally. Once the gas is compressed isothermally to the point it is saturated, further isothermal compression will maintain a constant pressure, and the fluid will exist as two stable states of liquid and gas. The internal energy  $u$  (J/kg), enthalpy  $h$  (J/kg), entropy  $s$  (J/kg·K), and specific volume  $v$  (m<sup>3</sup>/kg) are proportional to the quality of the liquid [1,2]

$$u = (1 - \chi) \cdot u_{liquid} + \chi \cdot u_{gas}, \quad (23)$$

$$h = (1 - \chi) \cdot h_{liquid} + \chi \cdot h_{gas},$$

$$s = (1 - \chi) \cdot s_{liquid} + \chi \cdot s_{gas},$$

$$v = (1 - \chi) \cdot v_{liquid} + \chi \cdot v_{gas},$$

where  $\chi$  is the *quality*, the mass ratio of the gas in the mixture

$$\chi = \frac{mass_{gas}}{mass_{liquid} + mass_{gas}}. \quad (24)$$

This sudden change in the equation of state at the point of phase change from liquid to gas is explained with *Maxwell's Construction*. For two phases of a fluid to remain stable together, the Gibbs Free energy  $G$  (J/kg) remains constant for both the liquid and gas state of the fluid. The Gibbs Free energy is defined as [1-4]

$$G = u + P \cdot v - T \cdot s, \quad (25)$$

$$= A + P \cdot v,$$

$$= h - T \cdot s,$$

where  $A$  (J/kg) is the Helmholtz free energy. Another feature of Maxwell's Construction is that the total work applied from the liquid to gas phase equals the value of the equation of state [1,2]

$$\int_{v_{liquid}}^{v_{gas}} P_{EoS} \cdot dv = P_V \cdot (v_{gas} - v_{liquid}),$$

where  $P_{EoS}$  (Pa) is the pressure as defined by the equation of state of the fluid, and  $P_V$  (Pa) is the constant pressure of condensation and vaporization, and therefore measurements of the enthalpy of vaporization can be used as a valid measurement for the change in internal energy of a real fluid, simply by subtracting the work applied on the fluid

$$\delta u = H_V - P_V \cdot (v_{gas} - v_{liquid}) \quad (26)$$

In 1938, an effort by the National Bureau of Standards was made to experimentally measure the enthalpy of vaporization of water, ranging from 0°C to 200°C [24]

$$\begin{aligned} H_V &= 2500.5 - 2.3233 \cdot (T - 273.15) - 10^\chi, \\ \chi &= 5.1463 - 1540/T. \end{aligned} \quad (27)$$

The saturated pressure was obtained with the Goff Gratch equation from 1946 [25], and specific volumes for saturated liquid water and saturated gaseous steam were obtained by using published data [26–28].

Steam has a critical pressure of 22.064 MPa, a critical temperature of 647.14 K, a molar mass of 18.02 g/mole, and a critical density of 322 kg/m<sup>3</sup> [29]. The intermolecular attractive parameter  $a'$  defined in equation 22 (and also in the Redlich-Kwong [10] equation of state) is thus  $4.3971 \cdot 10^4 \text{ Pa} \cdot \text{K}^{0.5} \cdot \text{m}^6 \cdot \text{kg}^{-2}$ . The functions of both the experimental change in specific internal energy from equation 26 utilizing the empirical equation 27 for the value of  $H_V$ , and the calculated change in specific internal energy defined in equation 22, is plotted in Figure 2. The mean error between these two data functions is 4.6472%; the maximum error of all the data points is 10.7343%. The coefficient of determination value of these two functions is  $R^2 = 0.99691$ , demonstrating that these two functions match remarkably, and providing experimental validation to equation 22.

In addition to water, experimental measurements of the enthalpy of vaporization for argon, krypton, and xenon [30,31] have been published, along with the pressure and specific volumes measured during evaporation. Utilizing the published critical properties for these

noble gases [2, 14, 32–34] to solve equation 22, the results have been tabulated in Table 3, and a remarkable match has been observed for all three noble gases, providing further experimental validation to demonstrate that equation 22 is applicable for real fluids in general, and not just steam.

Finally, thermodynamic tables based on existing experimental measurements were previously published for xenon [22], argon [14], nitrogen [35], methane, ethane, propane, normal butane, and iso-butane [36], to realize the equation of state and enthalpy of vaporization of these fluids. In all of these fluids, the change in internal energy closely matches with the predicted change in internal energy for isothermal expansion as defined by equation 22. The results are plotted in figure 3, and tabulated in Table 4. All of the results show little error, and the error is overwhelmingly near the triple point when the fluid is about to solidify. The error is close to negligible for hotter temperatures. This demonstration experimentally validated equation 22 as an accurate representation of the isothermal change in internal energy for ten different fluids.

## 5 Conclusion

This effort has demonstrated that the change in internal energy of a real fluid undergoing isothermal compression or expansion will be inverse proportional to the square root of the temperature, as defined in equation 22. This is validated by significant experimental data available in the literature regarding the enthalpy of vaporization of ten different fluids, including steam, xenon, argon, krypton, nitrogen, methane, ethane, propane, and both normal and iso-butane. It can reasonably be assumed that equation 22 is applicable for super-critical fluids, and it was used to find the change in internal energy during the isothermal compression and expansion of a Stirling cycle heat engine utilizing supercritical xenon gas as a working fluid. This heat engine, which used actual experimental measurements for the pressure, rather than an equation of state, was predicted to have a theoretical efficiency that exceeded the Carnot efficiency by 4%. With this redefined change in internal energy, it can be inferred that the temperature-dependent Keesom intermolecular attrac-

tive force can have the effect of limiting the random possible states of fluid molecules and reducing the net thermodynamic entropy in the universe.

## 6 Acknowledgements

The author would like to thank Mollie Marko and Michael Clark for useful discussions.

## References

- [1] Enrico Fermi. *Thermodynamics*. Dover Publications Inc, New York, NY, 1936.
- [2] Yunus A. Çengel and Michael A. Boles. *Thermodynamics, An Engineering Approach Sixth Edition*. McGraw Hill Higher Education, Columbus OH, 2008.
- [3] Daniel V. Schroeder. *An Introduction to Thermal Physics*. Addison Wesley Longman, Boston MA, 2000.
- [4] Terrell L. Hill. *An Introduction to Statistical Thermodynamics*. Dover Publications, 1960, 1960.
- [5] M. Born and H.S. Green. A general kinetic theory of liquids, the molecular distribution functions. *Proceedings of the Royal Society of London Series A Mathematical and Physical Sciences*, 188, 1946.
- [6] R. K. Pathria. *Statistical Mechanics, 2<sup>nd</sup> Edition*. Butterworth-Heinemann, 30 Corporate Drive, Suite 400, Burlington, MA 01803 USA, 1972.
- [7] Fabio L. Leite, Carolina C. Bueno, Alessandra L. Da Róz, Ervino C. Ziemath, and Osvaldo N. Oliveira Jr. Theoretical models for surface forces and adhesion and their measurement using atomic force microscopy. *MDPI Molecular Sciences*, 13:12773–12856, 2012.
- [8] The Equation of State for Gases and Liquids. Johannes d. van der waals. *Nobel Lecture*, 1910.

- [9] Mario N. Berberan-Santos, Evgeny N. Bodunov, and Lionello Pogliani. The van der waals equation: analytical and approximate solutions. *Journal of Mathematical Chemistry*, 43(4):1437–1457, 2008.
- [10] Otto. Redlich and J. N. S. Kwong. On the thermodynamics of solutions. v. an equation of state. fugacities of gaseous solutions. *Chemical Reviews*, 44(a):233–244, 1949.
- [11] Ding-Yu Peng and Donald B. Robinson. A new two-constant equation of state. *Industrial and Engineering Chemistry Fundamentals*, 75(1):59–64, 1976.
- [12] Kenneth S. Pitzer. Phase equilibria and fluid properties in the chemical industry. *American Chemical Society Symposium Series*, 60.
- [13] Manson Benedict, George B. Webb, and Louis C. Rubin. An empirical equation for thermodynamic properties of light hydrocarbons and their mixtures i. methane, ethane, propane and nbutane. *AIP Journal of Chemical Physics*, 8:334, 1940.
- [14] Richard B. Stewart and Richard T. Jacobsen. Thermodynamic properties of argon from the triple point to 1200 k with pressures to 1000 mpa. *Journal of Physical Chemistry Reference Data*, 18(1):639–798, 1989.
- [15] W.H. Keesom. The second viral coefficient for rigid spherical molecules, whose mutual attraction is equivalent to that of a quadruplet placed at their centre. *Royal Netherlands Academy of Arts and Sciences Proceedings*, 18 I:636–646, 1915.
- [16] Rongjia Yang. Is gravity entropic force. *MDPI Entropy*, 16:4483–4488, 2014.
- [17] Takashi Torii. Violation of the third law of black hole thermodynamics in higher curvature gravity. *MDPI Entropy*, 14:2291–2301, 2012.
- [18] Oyvind Gron. Entropy and gravity. *MDPI Entropy*, 14:2456–2477, 2012.
- [19] Jeroen Schoenmaker. Historical and physical account on entropy and perspectives on the second law of thermodynamics for astrophysical and cosmological systems. *MDPI Entropy*, 16:4430–4442, 2014.



- [20] Alessandro Pesci. Entropy bounds and field equations. *MDPI Entropy*, 17:5799–5810, 2015.
- [21] Er Shi, Xiaoqin Sun, Yecong He, and Changwei Jiang. Effect of a magnetic quadrupole field on entropy generation in thermomagnetic convection of paramagnetic fluid with and without a gravitational field. *MDPI Entropy*, 19:96, 2017.
- [22] O. Sifner and J. Klomfar. Thermodynamic properties of xenon from the triple point to 800 k with pressures up to 350 mpa. *Journal of Physical Chemistry Reference Data*, 23(1):63–152, 1994.
- [23] James A. Beattie, Roland J. Barriault, and James S. Brierley. The compressibility of gaseous xenon. ii. the virial coefficients and potential parameters of xenon. *Journal of Chemical Physics*, 19:1222, 1951.
- [24] Nathan S. Osborne, Harold F. Stimson, and Defoe C. Ginnings. Measurements of heat capacity and heat of vaporization of water in the range 0° to 100° C. *Part of Journal of Research of the National Bureau of Standards*, 23:197–260, 1939.
- [25] D. M. Murphy and T. Koop. Review of the vapor pressures of ice and supercooled water for atmospheric applications. *Q. J. R. Meteorological Society*, 131:1539–1565, 2005.
- [26] Nathan S. Osborne, Harold F. Stimson, and Defoe C. Ginnings. Thermal properties of saturated water and steam. *Journal of Research of the National Bureau of Standards*, 23:261–270, 1939.
- [27] N. S. Osborne, H. F. Stimson, and D. C. Ginnings. Calorimetric determination of the thermodynamic properties of saturated water in both the liquid and gaseous states from 100° to 374° C. *J. Research NBS*, 18(389):983, 1937.
- [28] Leighton B. Smith and Frederick G. Keyes. The volumes of unit mass of liquid water and their correlation as a function of pressure and temperature. *Procedures of American Academy of Arts and Sciences*, 69:285, 1934.

- [29] H. Sato, K. Watanabe, J.M.H Levelt Sengers, J.S. Gallagher, P.G. Hill, J. Straub, and W. Wagner. Sixteen thousand evaluated experimental thermodynamic property data for water and steam. *Journal of Physical Chemistry Reference Data*, 20(5):1023–1044, 1991.
- [30] Kwan Y Kim. Calorimetric studies on argon and hexafluoro ethane and a generalized correlation of maxima in isobaric heat capacity. *PhD Thesis, Department of Chemical Engineering, University of Michigan*, 1974.
- [31] H. H. Chen, C. C. Lim, and Ronald A. Aziz. The enthalpy of vaporization and internal energy of liquid argon, krypton, and xenon determined from vapor pressures. *Journal of Chemical Thermodynamics*, 7:191–199, 1975.
- [32] Ch. Tegeler, R. Span, and W. Wagner. A new equation of state for argon covering the fluid region for temperatures from the melting line to 700 k at pressures up to 1000 mpa. *Journal of Physical Chemistry Reference Data*, 28(3):779–850, 1999.
- [33] William D. McCain Jr and Waldemar T. Ziegler. The critical temperature, critical pressure, and vapor pressure of argon. *Journal of Chemical and Engineering Data*, 12(2):199–202, 1967.
- [34] M. A. Anisimov, A. T. Berestov, L. S. Veksler, B. A. Kovalchuk, and V. A. Smirnov. Scaling theory and the equation of state of argon in a wide region around the critical point. *Soviet Physics JETP*, 39(2):359–365, 1974.
- [35] Richard T. Jacobsen and Richard B. Stewart. Thermodynamic properties of nitrogen including liquid and vapor phases from 63k to 2000k with pressures to 10,000 bar. *Journal of Physical Chemistry Reference Data*, 2(4):757–922, 1973.
- [36] B. A. Younglove and J. F. Ely. Thermophysical properties of fluids, methane, ethane, propane, isobutane, and normal butane. *Journal of Physical Chemistry Reference Data*, 16(4):577–798, 1987.

$v$ (cm <sup>3</sup> /g)	25°C	225°C
7.6161	2.1727	3.9934
5.0774	3.0438	5.8897
3.8081	3.7861	7.7319
3.0465	4.4114	9.5302
2.5387	4.9315	11.295
2.1760	5.3573	13.0388
1.9040	5.7028	14.7664
1.6925	5.9782	16.4967
1.5232	6.195	18.2369
1.2694	6.497	21.8082
1.0880	6.6844	25.5886
0.9520	6.8212	29.7186
0.8462	6.9509	34.3188
0.7616	7.1313	39.7052

Table 1: Experimental pressure data (in MPa) of supercritical xenon gas as a function of specific volume  $v$  (cm<sup>3</sup>/g), for both a constant temperatures of 25°C and 225°C collected in 1951 [22,23].

Stage	P (MPa)	$v$ (cm <sup>3</sup> /g)	T (°C)	$P_R$	$v_R$	$T_R$
1	2.1727	7.6161	25	0.37204	8.3701	1.029
2	7.1313	0.76161	25	1.2211	0.83701	1.029
3	39.7052	0.76161	225	6.7988	0.83701	1.7193
4	3.9934	7.6161	225	0.6838	8.3701	1.7193

Table 2: Pressure, Specific Volume, and Temperature for the Stirling cycle heat engine utilizing supercritical xenon gas as the working fluid, and the referenced experimental  $P \cdot v \cdot T$  data from 1951 [22,23] tabulated in Table 1.

Fluid	Argon	Argon	Argon	Argon	Krypton	Xenon
T (K)	129.4	139.833	145.372	87.29	119.93	165.13
P (bar)	19.68	31.44	39.28	1.01	1.03	0.39
$V_l$ (cm <sup>3</sup> /g)	0.93	1.06	1.18	0.72	0.41	0.34
$V_g$ (cm <sup>3</sup> /g)	9.97	5.65	3.99	173.42	113.51	100.05
Exp Hv (kJ/kg)	110.55	85.27	64.08	163.126	107.748	96.24
P*dV (kJ/kg)	17.79	14.43	11.07	17.475	11.609	3.852
Exp $\delta u$ (kJ/kg)	92.765	70.84	53.01	145.65	96.14	92.39
Theory $\delta u$ (kJ/kg)	90.95	69.07	52.43	157.98	106.66	95.67
Error (%)	1.99	2.56	1.10	7.80	9.86	3.43
Reference	[30]	[30]	[30]	[31]	[31]	[31]

Table 3: Comparison of the predicted change in internal energy  $\delta u$  (kJ/kg) with equation 22 with the experimentally measured enthalpy of vaporization of monatomic fluids argon, krypton, and xenon [30,31].

Fluid	Mean % Error	Max % Error	$R^2$	Reference
Steam	4.6471	10.7326	0.99692	[24, 26]
Xenon	3.2529	10.767	0.98877	[22]
Argon	3.2749	10.4469	0.98952	[14]
Nitrogen	4.9127	9.1253	0.98538	[35]
Methane	4.9672	16.3029	0.97713	[36]
Ethane	7.9522	20.4914	0.95352	[36]
Propane	8.8375	16.0174	0.96625	[36]
Iso-Butane	10.9058	16.8838	0.96608	[36]
Normal Butane	10.9574	17.111	0.96377	[36]

Table 4: Tabulated percent error and coefficient of determination  $R^2$  between the predicted change in internal energy  $\delta u$  (kJ/kg) with equation 22 with the empirically derived thermodynamic tables to determine the enthalpy of vaporization of ten different fluids [22, 24, 26, 35, 36].

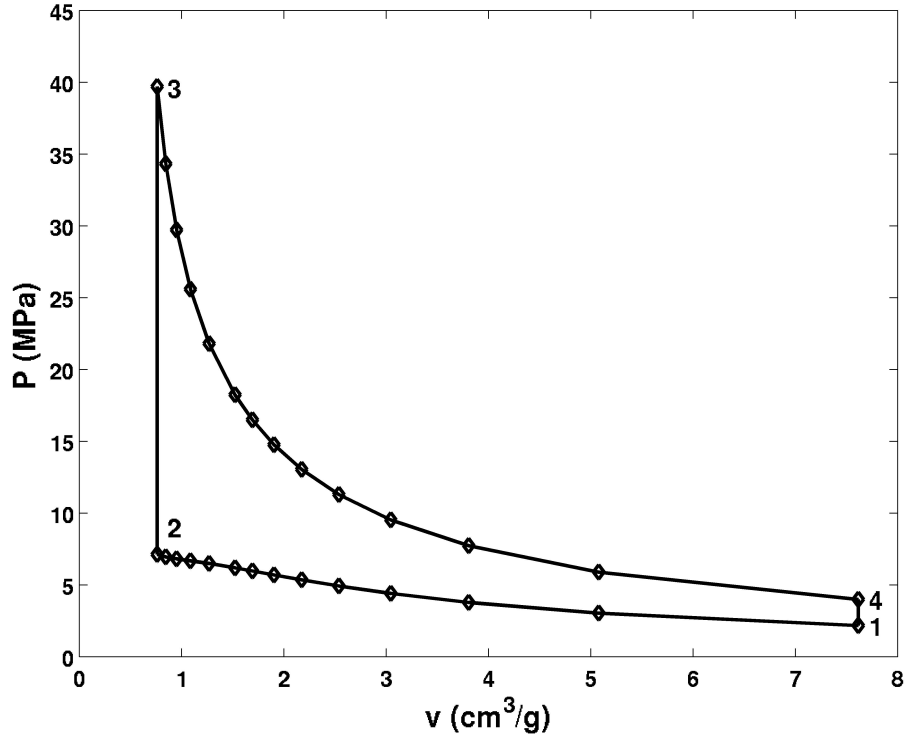


Figure 1: Pressure vs Specific Volume for the Stirling cycle heat engine utilizing supercritical xenon gas as the working fluid, and the referenced experimental  $P \cdot v \cdot T$  data from 1951 [22, 23]. The diamonds represent experimental data points tabulated in Table 1.

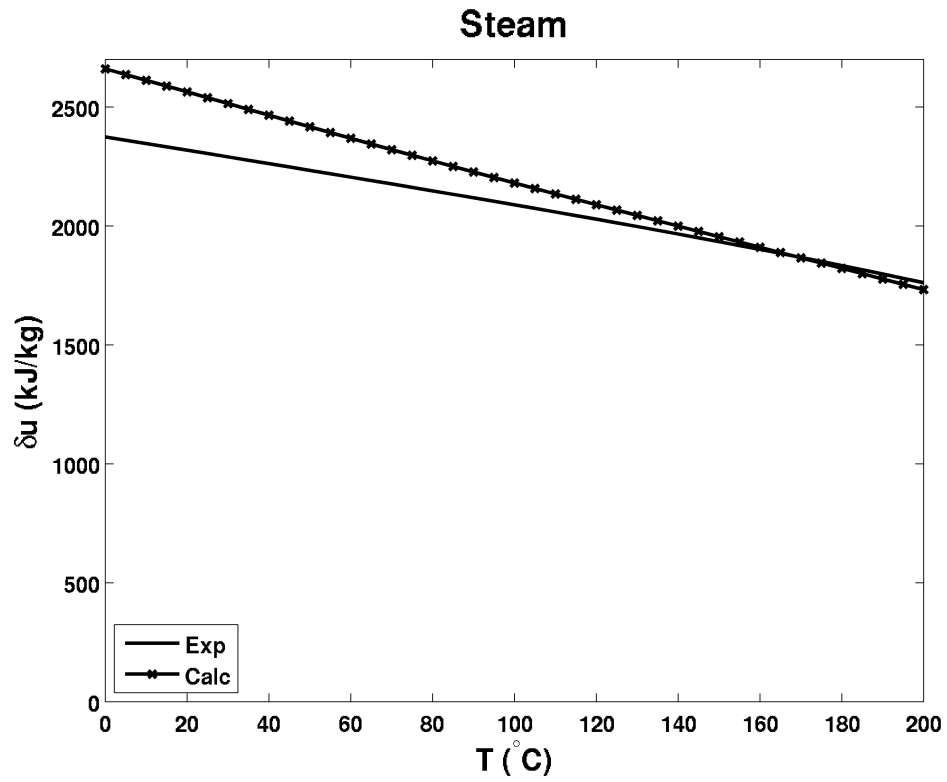


Figure 2: Change in internal energy  $\delta u$  (kJ/kg) during vaporization of steam, both the calculated internal energy change with equation 22, as well as the experimental data that forms the basis of empirical equation 27. The change in internal energy was found from the enthalpy using equation 26.

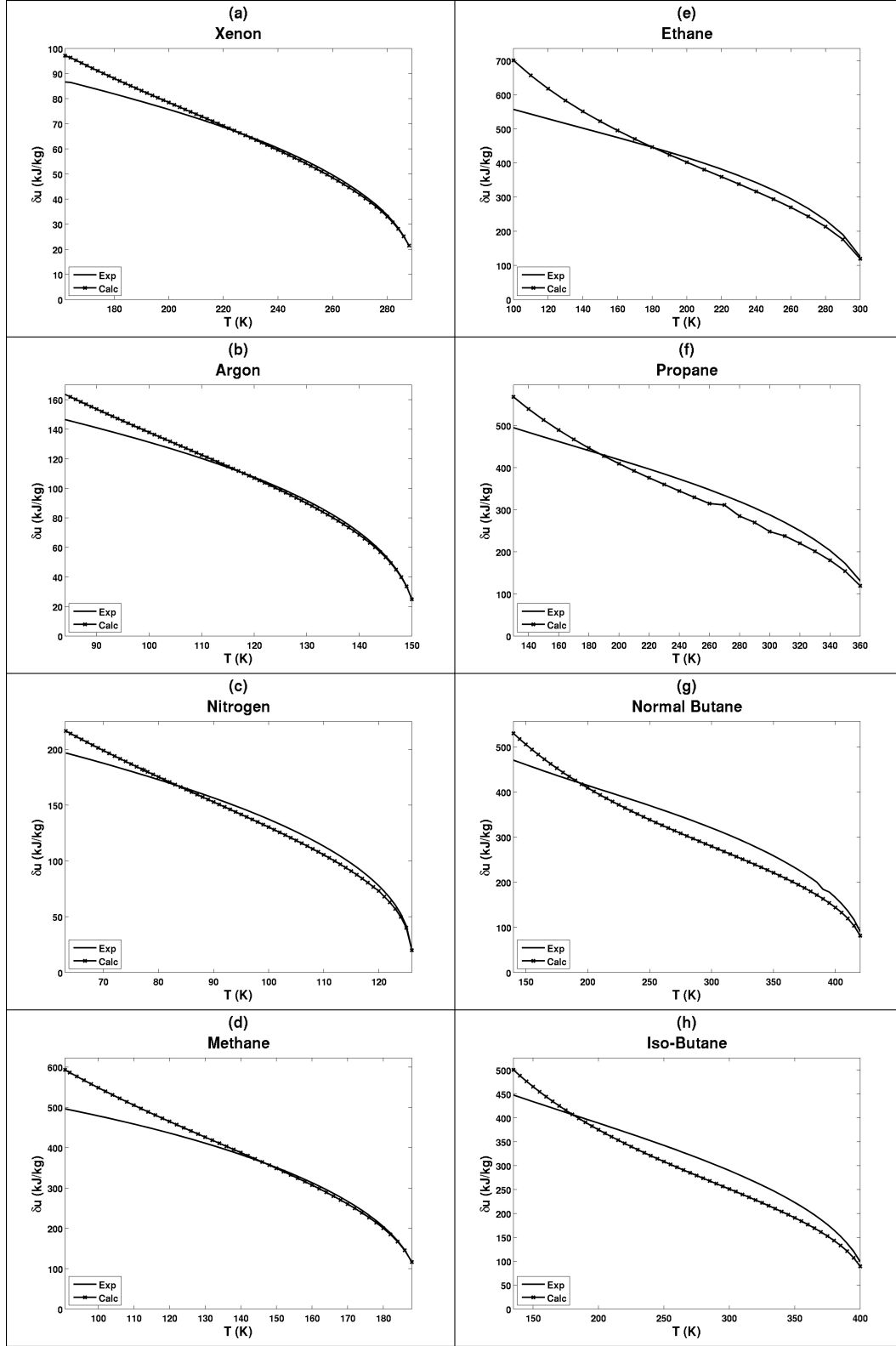


Figure 3: Change in internal energy  $\Delta u$  (kJ/kg) of (a) xenon [22], (b) argon [14], (c) nitrogen [35], (d) methane, (e) ethane, (f) propane, (g) normal butane, and (h) iso-butane [36], during vaporization, both the calculated internal energy change with equation 22, as well as published empirical equations for the enthalpy of vaporization.