



DIPLOMARBEIT

zur Erlangung des akademischen Grades:
Diplom-Informatiker

Integration of Japanese Papers Into the DBLP Data Set

Version for arXiv

vorgelegt von

Paul Christian Sommerhoff
Matrikelnummer: XXXXXX

vorgelegt zum

April 2013

vorgelegt am

Lehrstuhl für
Datenbanken und
Informationssysteme
der Abteilung Informatik
der Universität Trier
Prof. Dr. Bernd Walter

Abstract

If someone is looking for a certain publication in the field of computer science, the searching person is likely to use the DBLP to find the desired publication. The DBLP data set is continuously extended with new publications, or rather their metadata, for example the names of involved authors, the title and the publication date. While the size of the data set is already remarkable, specific areas can still be improved. The DBLP offers a huge collection of English papers because most papers concerning computer science are published in English. Nevertheless, there are official publications in other languages which are supposed to be added to the data set. One kind of these are Japanese papers.

This diploma thesis will show a way to automatically process publication lists of Japanese papers and to make them ready for an import into the DBLP data set. Especially important are the problems along the way of processing, such as transcription handling and Personal Name Matching with Japanese names.

Contents

List of Acronyms	III
List of Figures	V
1 About This Diploma Thesis	1
1.1 Motivation	1
1.2 Composition of the Diploma Thesis	2
1.3 Acknowledgement	2
2 Writing in Japanese	3
2.1 Kanji	3
2.2 Hiragana	5
2.3 Katakana	6
2.4 Latin Characters/Transcription	7
3 Japanese Personal Names	10
3.1 Structure of Japanese Names	10
3.2 ENAMDICT	17
4 Publication Metadata Sources	19
4.1 Digital Library of the IPSJ	19
4.2 DBLP Project	22
5 Personal Name Matching	25

6	Preparation of Japanese Papers for the Import Into the DBLP Data Set	32
6.1	General Approach	32
6.2	Converting an ENAMDICT File to a Relational Database	33
6.3	A Data Structure for Japanese Names	35
6.4	Import Into the DBLP Data Set	39
6.4.1	Converting the DBLP XML File to a Relational Database	39
6.4.2	Implementation of an OAI-PMH Harvester	40
6.4.3	Creation of BHT Files for Japanese Papers	47
7	Conclusion and Future Work	50
	References	54
A	The Tool	58
A.1	About the Tool	58
A.2	Usage	58
A.3	Used Technologies	60
A.4	Runtime	61
B	Additional Material	62
B.1	Differences Between the Transcription Systems	63
B.2	OAI-PMH Example: <i>junii2</i> Element	64
B.3	BHT Example Proposed By DBLP	65
B.4	BHT Example File Created By <i>Kankoukanyuu</i>	67
B.5	Excerpt From <i>dblp.xml</i>	68
B.6	Configuration File of Our Tool	69

List of Acronyms

ACM	Association for Computing Machinery
ASCII	American Standard Code for Information Interchange
API	Application Programming Interface
BHT	Bibliography HyperText
DBLP	Digital Bibliography & Library Project (former meaning: DataBase systems and Logic Programming)
FAQ	Frequently Asked Questions
GB	GigaByte
HTML	HyperText Markup Language
HTTP	HyperText Transfer Protocol
ID	Identifier
IEEE	Institute of Electrical and Electronics Engineers
IFIP	International Federation for Information Processing
IPSJ	Information Processing Society of Japan
IPSJ DL	Digital Library of the Information Processing Society of Japan
ISO	International Organization for Standardization
JAR	Java ARchive

CONTENTS

JDBC	Java DataBase Connectivity
JDK	Java Development Kit
OAI	Open Archives Initiative
OAI-PMH	Open Archives Initiative - Protocol for Metadata Harvesting
PDF	Portable Document Format
RAM	Random Access Memory
SAX	Simple API for XML
SQL	Structured Query Language
SPF	Single Publication Format
TOC	Tables Of Contents
URL	Uniform Resource Locator
XML	eXtensible Markup Language

List of Figures

2.1	Hiragana <i>gojūon</i> table	5
2.2	Katakana <i>gojūon</i> table	6
2.3	“Hiragana” written in <i>hiragana</i> , “katakana” written in <i>katakana</i> , “kanji” written in <i>kanji</i>	7
3.1	“Legibility is particularly important!!”	13
3.2	Anna! Yes! Hai!	14
3.3	“With an everyday name you can step through life steadily”	16
4.1	Part of publication metadata in OAI-PMH Dublin Core format	21
4.2	New logo of the DBLP project	23
4.3	Screenshot of the DBLP Coauthor Index of Atsuyuki Morishima	23
5.1	Synonyms and homonyms: Michael Keaton	28
6.1	Part of publication metadata in <i>junii2</i> format	41
6.2	Statistics about the parsed records	43
6.3	Statistics about the types of parsed publications	44
6.4	Statistics about the language of parsed publications	45
6.5	Statistics about the evaluation of the quality of author name assignments	46
B.1	Differences between the transcription systems	63
B.2	OAI-PMH example: <i>junii2</i> XML element from IPSJ server	64

Chapter 1

About This Diploma Thesis

The idea for this work was born when the author was searching for a possibility to combine computer science with his minor subject Japan studies in his diploma thesis. After dismissing some ideas leaning towards Named Entity Recognition and computer linguistics the author chose “Integration of Japanese Papers Into the DBLP Data Set” as his subject. The Digital Bibliography & Library Project (DBLP) is a well-known and useful tool for finding papers published in the context of computer science. The challenge to deal with such a huge database and the problems that occur when processing Japanese input data was the reason why this idea has been chosen. The hope is that, in the future, many Japanese papers can be added by the responsible people of the DBLP project.

1.1 Motivation

Computer scientists are likely to use the DBLP to find information about certain papers or authors. Therefore, the DBLP is supposed to provide information about as many papers as possible. For example, one could be interested in the paper “Analysis of an Entry Term Set of a Civil Engineering Dictionary and Its Application to Information Retrieval Systems” by Akiko Aizawa et al. (2005) but DBLP does not include it yet. Japanese scientists might look for the original (Japanese) title “土木関連用語辞典の見出し語の分析と検索システムにおける活用に関する考察” or use Aizawa’s name in Japanese characters (相澤彰子) for a search in DBLP. The DBLP contains the author “Akiko Aizawa” but does not contain this specific paper or the author’s original name in

Japanese characters. Our work is to implement a tool which addresses these questions, support the DBLP team in the integration of Japanese papers and reveal the difficulties of realizing the integration.

1.2 Composition of the Diploma Thesis

Dates are displayed in the ISO 8601 standard format YYYY-MM-DD, e.g. 2012-10-19. Although scientific works about the Japanese language often display the Sino-Japanese reading of *kanji* (a Japanese character set) with uppercase letters to distinguish them from the other “pure” Japanese reading, we will not use uppercase letters to distinguish them in this work.

When a Japanese word is used in its plural form in this work, the word always stays unmodified. The reason is that in the Japanese language there is no differentiation between a singular and plural form.

We use a macron instead of a circumflex to display a long vowel of a Japanese word in Latin transcription (see section 2.4).

1.3 Acknowledgement

First I would like to thank Prof. Dr. Bernd Walter and Prof. Dr. Peter Sturm for making this diploma thesis possible. Special thanks go to Florian Reitz for the great support and the useful answers for the questions I had while I have been working on this diploma thesis. I also want to acknowledge the help of Peter Sommerhoff, Daniel Fett, David Christ and Kana Matsumoto for proofreading my work. I thank Dr. Michael Ley, Oliver Hoffmann, Peter Birke and the other members of the Chair of Database and Information Systems of the University of Trier. Last but not least I want to tell some personal words to my family in my and their native language German:

Ich möchte nun noch meinen Eltern und meinem Bruder Peter dafür danken, dass sie mich in meiner Diplomarbeitsphase, meinem Studium und auch schon davor immer unterstützt haben und immer für mich da waren, wenn ich sie brauchte. Ich weiß es zu schätzen.

Chapter 2

Writing in Japanese

“My view is that if your philosophy is not unsettled daily
then you are blind to all the universe has to offer.”
(Neil deGrasse Tyson)

First we need to understand some aspects of the Japanese language and especially the different ways of writing Japanese because the peculiarities of the Japanese writing system are a crucial point of our work. It lays the foundation for all Japanese-related subjects such as the structure of Japanese names (discussed in section 3.1), a dictionary for Japanese names (discussed in section 3.2) or the publication metadata source for Japanese publications (discussed in section 4.1).

Hadamitzky ([Had95], p. 8-57) gives an overview about the basics of Japanese writing. The Japanese writing system includes *kanji*, *hiragana*, *katakana* and the possibility to use Latin characters.

2.1 Kanji

Kanji is the Japanese script which consists of traditional Chinese characters. It came to Japan around the 4th century. Since the Japanese had not developed an own writing system yet they began to use the Chinese characters. At the beginning, the characters were linked phonetically with a certain sound, so that they could write down all existing words by their sound. Applying this principle the *man'yōgana* were created. Every character had one defined way to pronounce it. In addition to this, a second principle

was introduced to write Japanese. This time the people orientated themselves on the meaning of the Chinese characters to choose a writing for a word. Applying the second principle, the *kanji* were created. While the *man'yōgana* were simplified to *hiragana* and *katakana* (see following sections 2.2 and 2.3) the general usage of *kanji* did not change. Due to an increase in number and possible readings of characters, the government began to try to simplify the Japanese writing system after the Meiji Restoration at the end of the 19th century. The last important reform took place after World War II. Along with some other changes and regulations, the permitted characters in official documents (*tōyō kanji*) were limited to 1850 in 1946 and increased to 1900 in a draft from 1977. In 1981 they were replaced by the “List of Characters for General Use” (*jōyō kanji*¹) containing 1945 characters. In 1951 the government published a list of additional 92 *kanji* permitted for personal names. The number of *kanji* permitted for personal names increased with time passing by. Eschbach-Szabo ([ES09], p. 175) says the last change permitted 983 *kanji* for personal names in 2004. The press tries to abide by the *jōyō kanji*. Japanese literature (science, fiction, etc.) uses about 4000 characters (comprehensive Sino-Japanese *kanji* dictionaries contain ca. 10000 characters). Japanese people know approximately 3000 *kanji* on average.

Due to their capability to give a word a meaning, *kanji* are used in substantives, verbs, adjectives and Japanese personal names.

An important aspect is reading a *kanji* because there are several possibilities to read one. Saitō and Silberstein ([SS90], p. 31-34) describe how to read a *kanji*. There is a Japanese reading *kun* and a Sino-Japanese reading *on*. Depending on the text and grammar context either the *kun* or *on* reading is required. For example the *kanji* 生 is read *sei* in 学生 (*gakusei*, meaning: student, *on* reading) but is read *u* in 生まれる (*umareru*, meaning: being born, *kun* reading). A single *kanji* can have several *kun* and several *on* readings.

For our work it is important to know that one character can have several readings in names too.

¹for further information about *jōyō kanji* (and modern Japanese writing) see [See91], p. 165-171

Figure 2.1: Hiragana *gojūon* table

Hiragana

わ <i>wa</i>	ら <i>ra</i>	や <i>ya</i>	ま <i>ma</i>	は <i>ha</i>	な <i>na</i>	た <i>ta</i>	さ <i>sa</i>	か <i>ka</i>	あ <i>a</i>
(w)i <i>(w)i</i>	り <i>ri</i>	-	み <i>mi</i>	ひ <i>hi</i>	に <i>ni</i>	ち <i>chi</i>	し <i>shi</i>	き <i>ki</i>	い <i>i</i>
(w)u <i>(w)u</i>	る <i>ru</i>	ゆ <i>yu</i>	む <i>mu</i>	ふ <i>fu</i>	ぬ <i>nu</i>	つ <i>tsu</i>	す <i>su</i>	く <i>ku</i>	う <i>u</i>
(w)e <i>(w)e</i>	れ <i>re</i>	-	め <i>me</i>	へ <i>he</i>	ね <i>ne</i>	て <i>te</i>	せ <i>se</i>	け <i>ke</i>	え <i>e</i>
(w)o <i>(w)o</i>	を <i>ro</i>	よ <i>yo</i>	も <i>mo</i>	ほ <i>ho</i>	の <i>no</i>	と <i>to</i>	そ <i>so</i>	こ <i>ko</i>	お <i>o</i>
ん <i>n</i>									

Source: [SS90], p. 28

2.2 Hiragana

The syllabary *hiragana* evolved from the *man'yōgana* by simplifying the characters. Every syllable is phonetically assigned to one sound of the spoken language (with two exceptions which can have two sounds each). The *gojūon* table shown in figure 2.1 lists the 46 syllables used today in a certain way (it can be compared with the ABC for letters).² Another but obsolete way to order the syllables is *iroha* which is a poem containing all syllables. Although the name implies 50 sounds (*gojū* means “50”, *on* means “sound”) there are only 46 syllables left in modern Japanese. Actually, only 45 syllables belong to the *gojūon* table. The *n* counts as extra symbol (see *gojūon* tables in figures 2.1 and 2.2). Other additional syllables are *dakuon* (e.g. だ/*da*, recognizable by two little strokes), *handakuon* (e.g. ぱ/*pa*, recognizable by a little circle) and *yōon* (e.g. しゃ/*sha*, recognizable by a normally sized character that is followed by a smaller character).

You can write every Japanese word in *hiragana* but if possible, *kanji* are usually preferred

²Koop and Inada ([KI23], p. 20-29) provide information about *hiragana*

Figure 2.2: Katakana *gojūon* table

Katakana

ワ	ラ	ヤ	マ	ハ	ナ	タ	サ	カ	ア
<i>wa</i>	<i>ra</i>	<i>ya</i>	<i>ma</i>	<i>ha</i>	<i>na</i>	<i>ta</i>	<i>sa</i>	<i>ka</i>	<i>a</i>
(w)i	リ	ー	ミ	ヒ	ニ	チ	シ	キ	イ
	<i>ri</i>		<i>mi</i>	<i>hi</i>	<i>ni</i>	<i>chi</i>	<i>shi</i>	<i>ki</i>	<i>i</i>
(w)u	ル	ユ	ム	フ	ヌ	ツ	ス	ク	ウ
	<i>ru</i>	<i>yu</i>	<i>mu</i>	<i>fu</i>	<i>nu</i>	<i>tsu</i>	<i>su</i>	<i>ku</i>	<i>u</i>
(w)e	レ	ー	メ	ヘ	ネ	テ	セ	ケ	エ
	<i>re</i>		<i>me</i>	<i>he</i>	<i>ne</i>	<i>te</i>	<i>se</i>	<i>ke</i>	<i>e</i>
(w)o	ロ	ヨ	モ	ホ	ノ	ト	ソ	コ	オ
	<i>ro</i>	<i>yo</i>	<i>mo</i>	<i>ho</i>	<i>no</i>	<i>to</i>	<i>so</i>	<i>ko</i>	<i>o</i>
ン									
<i>n</i>									

Source: [SS90], p. 28

to avoid problems with homonyms (we take a look at homonyms in chapter 5). *Hiragana* is mainly used to write words not covered by *kanji* and as inflected endings. *Kanji* and *hiragana* are often combined within one word. For example 読む (*yomu*) is the basic form of the verb “to read”. The *kanji* 読 means reading by itself and in combination with the *hiragana* syllable む it becomes the verb “to read” in a special grammatical form specifying tense, politeness level and other properties.³

2.3 Katakana

The syllabary *katakana* also evolved from the *man'yōgana* by simplifying the characters, consists of 46 characters nowadays (representing the same syllables as *hiragana*) and is usually ordered by the *gojūon* table. Figure 2.2 presents the *katakana* in a *gojūon* table. Besides optical differences with *hiragana*, *katakana* are used in other contexts. Japanese mostly use them to write foreign words including foreign personal names. So

³see also [BOSS99] to get a beginner’s guide to the Japanese language

foreigners often apply *katakana* for their names. For example, the author's name can be transcribed as パウル・ソマホフ. The dot · in the middle separates family and given name. Foreign names are often written with the given name preceding the family name.

Figure 2.3: “Hiragana” written in *hiragana*, “katakana” written in *katakana*, “kanji” written in *kanji*

ひらがな	Hiragana
カタカナ	Katakana
漢字	Kanji

Self-made creation

2.4 Latin Characters/Transcription

Transcription systems which convert *kanji*, *hiragana* and *katakana* to Latin characters are usually called *rōmaji*. Japanese can be easily transcribed by 22 letters and two additional signs. Due to many words having the same pronunciation, the meaning of words is sometimes ambiguous if they are transcribed into Latin characters. In 1954 the government released recommendations for transcribing Japanese. It recommended following two transcription systems:

Kunreishiki rōmaji

The *kunreishiki rōmaji* assigns transcriptions according to the order in the *gojūon* table without regard to phonetic divergences of some consonants (we will discuss these divergences later). It has been introduced for official usage by the government only slightly different in 1937. It became the preferred transcription system in the

standard ISO 3602 “Documentation - Romanization of Japanese (*kana* script)” [Int89].

Hebonshiki rōmaji

The *hebonshiki rōmaji* was developed by a council of Japanese and foreign erudites in 1885 and spread by the American missionary James C. Hepburn (*Hebon* in Japanese), especially thanks to his Japanese-English dictionary published one year later. This work also employs *hebonshiki*. *Kunreishiki* would lead to transcriptions like *kunreisiki*, *hebonsiki* and *kanzi*.

Although the *kunreishiki* became the preferred system of the government, the international community often prefers the Hepburn system because the written words suggest a more intuitive pronunciation than *kunreishiki*. There are also language-related transcription systems that are rarely used. Kaneko and Stickel ([KS87], p. 53-55) mention them:

Language	しゅ	し	っ	ち
Portuguese (Jesuits)	xu	xi	tçu	chi
Dutch (<i>rangakusha</i>)	sju	si	toe	ti
German (Siebold)	sju	si	tsu	tsi
French (Landresse)	siou	si	tsou	tsi
English (Hepburn)	shu	shi	tsu	chi

Table 2.1: Language-related transcription systems, source: [KS87], p. 53

The important aspect are the system differences because we need to know where they occur when we deal with Personal Name Matching problems later. Figure B.1 in the appendix reveals the differences between the transcription systems. It summarizes 18 differences in all syllables including *dakuon*, *handakuon* and *yōon*. Unfortunately, there can be even more transcription differences. ISO 3602 highlights some more special cases when it comes to transcribing Japanese. One is the question whether to put an apostrophe after an *n*. To avoid misunderstandings, one should put an apostrophe behind an *n* in certain cases. Otherwise, people could misinterpret the syllable *n* followed by a syllable composed of a vowel or “y” and a vowel as syllables *na*, *ni*, *nu*, *ne*, *no*, *nya*, *nyu* or *nyo*. We will outline a practical example of this case in section 6.4.2.

A second irregularity occurs when the same vowel appears right after another. If there is a morpheme boundary between the vowels, they should be transcribed as “aa”, “ii”, etc. but should be transcribed by an additional circumflex otherwise.

Koop and Inada [KI23] write about another difficulty called *nigori*.

“The *nigori* (濁, literally, ‘turbidity’, ‘impurity’) ... [means] modifying the pronunciation of the consonant in certain of the kana sounds. It may be either (1) inherent, as in *suge* (‘sedge’), *suzu* (‘grelot’), *go* (‘five’), or (2) applied incidentally to the initial consonant of a word or name-element following another in composition, e.g., *Shimabara* from *shima* and *hara*, *nenjū* from *nen* and *chū*, *Harada* from *hara* and *ta*.” ([KI23], p. 34)

So, if we want to derive a transcription from the family name 中田, we cannot tell whether to take *Nakata* or *Nakada* as the rightful transcription.

Chapter 3

Japanese Personal Names

七転び、八起き。 Nana korobi, ya oki.

(Fall seven times, get up eight times.)

Japanese saying

One of the central problems in this work is to deal with Japanese personal names. We need to get a picture of Japanese personal names in general to deal with multiple data sources (like the introduced publication metadata sources in chapter 4) which may represent the same name with different scripts or transcription methods. The dictionary ENAMDICT⁴ will be very helpful when it comes to extracting and verifying name information.

3.1 Structure of Japanese Names

Having the urge to name things is part of the human nature. Names make it easy to refer to things, people or any other object in this world. When it comes to name giving, history shows a development in the Japanese society.

Japanese names are divided into family and given name, similar to the system in the Western culture. When Japanese write their name in *kanji* they put the family name first, followed by the given name (usually without leaving spaces between them), for

⁴will be introduced in section 3.2

example 中村武志⁵ (Takeshi Nakamura).⁶ While introducing themselves, they often tell their family name and skip the given name. When Japanese refer to others, they have many name particles they put after a name to express the relationship to the other person. There is the neutral *san*, *chan* for children, *kun* particular for boys or *sensei* for teachers and doctors. ([BOSS99], p. 18-19)

Kagami ([EHL⁺95], p. 913) writes about Japanese personal names. Only the samurai and nobility were allowed to carry family names before the Meiji Restoration in 1868. Merchants carried shop names instead (recognizable by the suffix *-ya*), for example *Kinokuniya* (shop name) *Bunzaemon* (given name). Then everybody had to pick a family name after the Meiji Restoration. Approximately 135000 family names are recognized now. The most common family names are *Suzuki*, *Satō*, *Tanaka*, *Yamamoto*, *Watanabe*, *Takahashi*, *Kobayashi*, *Nakamura*, *Itō*, *Saitō* and others.

“In the feudal age, first and second given names were used as male names. The first name was *Kemyoo* which was the order of brothers, and the second name was the formal name given at the coming of age ceremony (*genpuku*), e.g. the name of a famous general in 12c.: *Minamoto* (family name) *no* (of) *Kuroo* (kemyoo) *Yoshitune* (formal given name), and before the *genpuku* ceremony, he was called by *Yoomyoo* (child name) *Ushiwakamaru*.” ([EHL⁺95], p. 913)

While there were no restrictions to the number of personal names visible until the Meiji Restoration, due to modernization, Japanese people got the restriction to carry only one given and one family name. ([ES09], p. 167-169)

Some indicators for assigning the gender to a name also exist. The suffixes *-ko* (e.g. *Hanako*), *-mi* (*Natsumi*) and *-yo* (*Yachiyo*) indicate a female name. Male names are harder to identify because they have no fixed pattern. The suffix *-o* (*Kazuo*) mostly belongs to a male name though.

Family names often consist of two *kanji* characters, rarely of one or three characters. ([EHL⁺95], p. 913)

⁵this name can also be found in the ENAMDICT dictionary as particular person born in 1967

⁶We intentionally use the expressions “given name” and “family name” instead of “first name” and “last name” in this work because of these circumstances and to avoid confusion.

Eschbach-Szabo ([ES09], p. 157-309) dedicates an elaborate chapter to Japanese personal names. Compared to the Chinese system, the Japanese naming system shows more tolerance. Several readings are left besides each other, formal rules are not always applied in practice. Japanese apprehend names mainly visually by the characters, secondarily by the reading and sound. This is why several readings for a written name are still acceptable in the modern Japanese world. In the feudal system, names were needed to determine the position and roles of a person in the family and the society rather than characterizing him or her as an individual. Japan has an open naming system which allows adding new names. This is a difference to the exclusive name lists in Germany or France. ([ES09], p. 157-166)

Even the apparently simple *kanji* 正 has a lot of possible readings: *Akira*, *Kami*, *Sada*, *Taka*, *Tadashi*, *Tsura*, *Nao*, *Nobu*, *Masa*. We can see the same phenomenon in recently approved *kanji* too. When we see 昴 we cannot be sure whether it is read *Kō* or *Subaru*. ([Oga92])

“Conversely, it often happens that one does not know to write a name of given pronunciation. For example, Ogawa can be written 尾川 or 小川. In Japan, when two people meet for the first time, they exchange business cards. This custom often baffles foreigners, but for Japanese it is a ritual with practical purpose: Japanese do not feel at ease until they see how a name is spelled out in kanji.” ([Oga92])

Figure 3.1 illustrates the problem. The cashier tries to read the customer’s name and cannot determine the right name. According to the customer’s reaction, his first two trials *Hiroko* and *Yūko* seem to be wrong. Ogawa considers the name polygraphy as a reason why the creation of new name characters is still allowed.

Figure 3.1: “Legibility is particularly important!!”



Some characteristics of the Japanese naming system are:


- only little renaming of people
- semantic variance (names indicate different meanings/attributes)
- admission of foreign elements (foreign names get assimilated)
- possibility of polygraphic writing
- diversity of writing (many scripts usable, weak orthographic normalization)
- number of personal names for one person

In academic circles a Sino-Japanese reading led to a more reputable name. So the famous linguist 上田万年 from the Meiji era became known as *Kazutoshi Ueda* AND *Mannen Ueda* (*Mannen* is the Sino-Japanese *on* reading, *Kazutoshi* is the Japanese *kun* reading).

Modern guidebooks underline that maybe one has to take a loan word from another language to find the corresponding reading for a name in *kanji*. For example, 宇宙 could be read as *Kosumo* (from the Greek word for cosmos) instead of *Uchū*. Also ノイ (*Noi*), derived from the German word “neu” (new), became a Japanese given name. Another imaginable name is “Sky” written as 空海 (meanings: 空 Sky, 海 sea) and transcribed as *Sukai* (actually *kūkai*). This would finally show the impact of globalization also on the Japanese naming system. If one has lived in Japan for a while and wants to adapt or register his or her Western name, one can choose corresponding *kanji* either by meaning or reading of the original name. Another possibility is transcribing the name with *katakana*. ([ES09], p. 170-171, 305-309)

The name Anna exists in many cultures. The girls in figure 3.2 are both called Anna. Both turn around when they hear their name and respond in their mother tongue (“Yes!” and “Hai!”, respectively).

Figure 3.2: Anna! Yes! Hai!



Source: [ES09], p. 309

One principle of Japanese name giving is *ateji*. *Ateji* (当て字) means “appropriate characters”. It says Japanese try to find characters with good, positive meanings for their children’s name. Examples are 愛子 (愛: *ai*, love; 子: *ko*, child), 夏美 (夏: *natsu*, summer; 美: *mi*, beauty) or 正 (*Tadashi*, correct, honest). There is also a list with characters that are allowed but should be avoided because of bad associations. Characters like 蟻 (*ari*, ant), 苺 (*ichigo*, strawberry), 陰 (*kage*, shadow), 悪 (*aku*, bad/evil) belong to this list. ([ES09], p. 172-176)

A particular case drew public attention from June 1993 to February 1994 when *Shigeru Satō* wanted to call his son *Akuma*, written as 悪魔 (devil/demon). The civil registry office declined the registration after some discussion because they were worried about other children teasing him. The father went to court but the judges also declined the wish. Although the father wanted to give his son a unique, rememberable name, the judges saw a possible problem in his individual identification process and also getting teased (*ijime*) by other children in school someday. Then *Satō* tried to choose other characters while keeping the reading *Akuma*. But also changing the name partly into *man’yōgana* (亜久魔⁷) did not change anything about the declination because of the phonological equality implying the same negative associations. Thereupon the father picked the character 神 (god) and its unusual reading *Jin*. Even though Shintoistic gods can be good or evil, the civil registry office accepted the name. *Satō* announced his intention to keep calling his son *Akuma* anyway. So a new (yet unofficial) reading for a character might be established. ([ES09], p. 271-278)

An article of “Japan Today” from December 2012 shows that there is still a debate about this subject.

“[...]Shinzo Abe⁸, the leader of the Liberal Democratic Party made a stand against kirakira⁹ names last week when he stated that giving a child a name like Pikachu¹⁰, which could be written something like 光宙 (‘light’ and ‘space’), is tantamount to child abuse, saying: ‘Children are not pets; we have to provide guidance for parents who would name their child in such a way.’ ” ([Ken03])

⁷亜: *a*, asia; 久: *ku*, long; 魔: *ma*, ghost

⁸Shinzo Abe is currently Prime Minister of Japan (since 2012-12-26)

⁹literally “sparkling”, Japanese expression for flashy names

¹⁰Pikachu is one of the most famous Pokémon (Pokémon is a video game franchise owned by Nintendo)

Despite regulations, the discussion about the culture of name giving does not seem to have ended yet. Japanese comics like the one in figure 3.3 suggest a happy-go-lucky life if one has a common everyday name like *Keiko*.

Figure 3.3: “With an everyday name you can step through life steadily”



平凡な名前は人生を堅実に歩んでいける

Source: [Kob89], p. 155

Today’s registration of names allows 2983 *kanji* for given names, 4000 *kanji* for family names, 700 *man’yōgana*, 46 *hiragana* and 46 *katakana*. There are still people whose names are written with the obsolete kana syllabary *hentaigana* which has been prohibited in 1948 ([ES09], p. 176-177; [DKU01]). Regarding this variety of characters (and readings) it is not surprising that even well educated Japanese have problems reading certain names too, respectively they cannot be sure that the chosen reading is the correct reading in the current situation. Forbidden is the usage of geometrical and punctuation signs. The sign ○ (*maru*) is an example of such a forbidden one. Also forbidden is the usage of Latin characters (*rōmaji*) at the registration of a name. *Rōmaji* can be used privately, though. ([ES09], p. 176-177)

Names can be changed by marriage, adoption or getting a pseudonym or special posthumous name. Titles can be acquired too. ([ES09], p. 251)

After disestablishing the patriarchal *ie* system in which a man (for example the husband) is the dominating householder of a family, the family name has not been focused on the affiliation to a family anymore but has been focused on the couple living together in joint lives. ([ES09], p. 253-255)

Writing a Japanese name can be ambiguous. While the name written in *kanji* is definite, displaying it in Latin characters leads to several possibilities. Japanese themselves usually write their name using *kanji*. To find matching authors in the DBLP¹¹, it will be crucial for us to have names in Latin characters later on (in chapter 6) because the standard encoding format of the file containing the main data of the DBLP project is ISO 8859-1 (Latin-1).

We sometimes talk about “*kanji* names” or “names in *kanji* representation” in this work. Although the expression does not suggest it, they shall include all names in Japanese characters, ergo names in *kanji*, *hiragana* and *katakana*.

3.2 ENAMDICT

To automatically detect where a Japanese family name in *kanji* notation ends and the given name begins, we should factor a name dictionary into our work. It is important that this dictionary includes the names written in *kanji* and a clear transcription for them in Latin characters. A useful dictionary for our purposes is ENAMDICT.

ENAMDICT [Bre23] is a free dictionary for Japanese proper names, maintained by the Monash University in Victoria (Australia). The Electronic Dictionary Research and Development Group¹² owns the copyright. In 1995, ENAMDICT became an independent project by dividing the universal dictionary EDICT into two projects. ENAMDICT contains person names and non-person names like places and companies as well. Table 3.1 shows the online statistics about the content of the ENAMDICT file. We will call the categories “name types” in subsequent chapters.

“A proper name is a word or group of words which is recognized as having identification as its specific purpose, and which achieves, or tends to achieve that purpose by means of its distinctive sound alone, without regard to any meaning possessed by that sound from the start, or acquired by it through association with the object thereby identified.” ([Gar54], p. 73)

¹¹we will discuss the DBLP project more detailed in section 4.2

¹²<http://www.edrdg.org/>

Name category	Number of entries	abbreviation¹³
surnames	138500	s
place names	99500	p
unclassified names	139000	u
given names	64600	g
female given names	106300	f
male given names	14500	m
full names of particular persons	30500	h
product names	55	pr
company names	34	co
stations	8254	st

Table 3.1: Statistics about the ENAMDICT file, data source: [Bre23], self-made creation

¹³these intern abbreviations occur again when we construct a database for Japanese names in chapter 6.2

Chapter 4

Publication Metadata Sources

百語より一笑 Hyaku go yori isshō

(A smile is more worth than a hundred words.)

Japanese saying

This chapter gives an overview of the publication metadata sources that we will need later. We take a look at these sources because we will discuss a way to extract metadata information from one source containing Japanese papers and import them into another source in chapter 6.

4.1 Digital Library of the IPSJ

The Information Processing Society of Japan (IPSJ) is a Japanese society in the area of information processing and computer science. It was founded in April 1960 and, by its own account, helps evolving computer science and technology and contributes new ideas in the digital age. It regularly publishes the magazine “Information Processing” (*jōhō shori*) and a journal, holds symposiums and seminars, Special Interest Groups issue technical reports and hold conferences. It is also the Japan representative member of the International Federation for Information Processing (IFIP) and established partnerships with the Institute of Electrical and Electronics Engineers (IEEE), Association for Computing Machinery (ACM) and other organizations. IPSJ develops drafts of international

standards and Japanese industrial standards as well. Eight regional research sections are widespread over Japan. IPSJ had over 17000 members in March 2011. ([Inf10a]; [Inf10b])

The IPSJ provides a Digital Library¹⁴ (referenced as IPSJ DL in this work) where everybody can search Japanese papers in the field of computer science. The search page can be displayed in Japanese and English, most papers are written in Japanese. Free papers are accessible in PDF format, non-free can be bought. A tree view provides the order structure of the papers and there is a keyword search available. We are especially interested in the metadata export functions, though. The online application offers following export formats:

- OAI-PMH
- BibTeX
- OWL SWRC
- WEKO Export

For our purposes the Open Archives Initiative - Protocol for Metadata Harvesting (OAI-PMH) is the most suitable solution because we can send simple HTTP requests to the server and get publication metadata as a result. It “provides an application-independent interoperability framework based on metadata harvesting” ([LdSNW07]) and consists of two groups of participants. Data Providers can be servers hosting and supplying the metadata. Service Providers take the harvester role and process the received metadata from the Data Provider. The application-independent interoperability is achieved by using XML as basic exchange format.¹⁵ Arbitrary programs can parse XML input data very easily, so can we. While accessing the server, the data can be extracted in several ways. We can either access an OAI-PMH repository by the repository name, the metadata format prefix of the record and a unique identifier¹⁶ or get a list of records with only one request.

¹⁴<https://ipsj.ixsq.nii.ac.jp/ej/>, accessed at 2012-10-10

¹⁵further information about XML can be found in [HRF⁺11]

¹⁶Figure 4.1 shows a part of the result of such a request.

Figure 4.1: Part of publication metadata in OAI-PMH Dublin Core format

```

▼<metadata>
  ▼<oai_dc:dc xmlns:oai_dc="http://www.openarchives.org/OAI/2.0/oai_dc/"
    xmlns:dc="http://purl.org/dc/elements/1.1/" xmlns:xsi="http://www.w3.org/2001/XMLSchema-
    instance" xsi:schemaLocation="http://www.openarchives.org/OAI/2.0/oai_dc/
    http://www.openarchives.org/OAI/2.0/oai_dc.xsd">
    <title>超低演算量な動き検出アルゴリズムと専用プロセッサへの実装</title>
    ▼<title>
      An Ultra-low Complexity Motion Estimation Algorithm and its Implementation of Specific
      Processor
    </title>
    <language>ja</language>
    <URI>http://id.nii.ac.jp/1001/00027130/</URI>
    <type>Technical Report</type>
    <contributor>福岡県産業・科学技術振興財団</contributor>
    <contributor>早稲田大学大学院情報生産システム研究科</contributor>
    <contributor>早稲田大学大学院情報生産システム研究科</contributor>
    <contributor>Fukuoka Industry Science & Technology Foundation</contributor>
    ▼<contributor>
      Graduate School of Information Production and Systems Waseda University
    </contributor>
    ▼<contributor>
      Graduate School of Information Production and Systems Waseda University
    </contributor>
  </oai_dc:dc>

```

A request for a list of records looks like this:

```

http: //ipsj.ixsq.nii.ac.jp/ej/
?action=repository_oaipmh&verb=ListRecords
&metadataPrefix=oai_dc

```

It may also contain a start date and an end date or a resumption token. The headers of records include a corresponding time stamp. The server's response to a request offers only 100 publications. We need this resumption token because it determines the point where we resume the harvest.

In the beginning and for debugging, it was more comfortable to increment a counter that acts as the unique identifier and send requests for single entries with the respective ID multiple times. Fortunately, the entries can be addressed by such an integer ID (plus some constant name):

```

http: //ipsj.ixsq.nii.ac.jp/ej/
?action=repository_oaipmh&verb=GetRecord&metadataPrefix=oai_dc
&identifier=oai:ipsj.ixsq.nii.ac.jp:27130

```

The last entry containing real publication metadata has the suffix integer 87045 in its ID.¹⁷ After that some entries with status *deleted* follow. If we continue requesting even higher IDs, we soon get only a reply with the error code *idDoesNotExist* anymore, implying there are no publications with higher IDs. We will discuss the implementation of an OAI-PMH harvester for the IPSJ DL in section 6.4.2.

4.2 DBLP Project

The DBLP¹⁸ is a worldwide known database for publication metadata in the field of computer science. Ley [Ley09] gives a brief explanation of the DBLP, additional information is extracted from the online DBLP Frequently Asked Questions (FAQ) [DBL20]. It was started in 1993 as a test server for web technologies and named “Database systems and Logic Programming” in the beginning. But it grew and became a popular web application for computer scientists. The Computer Science department of the University of Trier founded the project, since summer 2011 it is a joint project of Schloss Dagstuhl - Leibniz Center for Informatics and the University of Trier.

“For computer science researchers the DBLP web site is a popular tool to trace the work of colleagues and to retrieve bibliographic details when composing the lists of references for new papers. Ranking and profiling of persons, institutions, journals, or conferences is another sometimes controversial usage of DBLP.” ([Ley09])

The publication metadata is stored in the XML file *dblp.xml*¹⁹ containing more than 2 million publications and exceeding a size of 1 GB (state of October 2012). An excerpt of the beginning of *dblp.xml* can be found in the appendix section B.5. The header dictates ISO-8859-1 (Latin-1) as encoding of the file. Considering that we want to import Japanese names in *kanji* (which are not included in Latin-1) we must handle that issue somehow. We will discuss the solution in section 6.4.3.

The web front end of the DBLP provides an overview of coauthor relationships by a Coauthor Index (see figure 4.3). The Coauthor Index can be found at the author’s page

¹⁷The maximum ID was determined at 2012-11-13. Due to new publications the value is presumably higher in the future.

¹⁸<http://dblp.uni-trier.de>, accessed at 2012-10-10

¹⁹available at <http://dblp.uni-trier.de/xml/>

Figure 4.2: New logo of the DBLP project



Source: [Ley]

after the list of the author's publications itself. It shows all coauthors, common papers and categorizes the coauthors into groups that worked together by giving the author names corresponding background colors.

Figure 4.3: Screenshot of the DBLP Coauthor Index of Atsuyuki Morishima

Coauthor Index

1	<u>Toshiyuki Amagasa</u>	[c27]
2	<u>Hideto Aoki</u>	[j3]
3	<u>Mary F. Fernández (Mary F. Fernandez)</u>	[j2] [i1] [c10]
4	<u>Shun Fukusumi</u>	[j3]
5	<u>Jane Hunter</u>	[e1]
6	<u>Toshinari Iida</u>	[c22] [c21] [c20] [c15]
7	<u>Ken'ichi Ishikawa</u>	[c17] [c14]
8	<u>Yoshiharu Ishikawa</u>	[c7]
9	<u>Yana Kadiyska</u>	[j2]
10	<u>Kazunori Kato</u>	[c3]
11	<u>Hiroyuki Kitagawa</u>	[c26] [c23] [c22] [c21] [c20] [c19] [c15]

Full Coauthor Index at [DBL14]

In his diploma thesis Vollmer [Vol06] gives useful hints in terms of converting the *dblp.xml* file to a relational database. He also compares the performance of several relational database management systems for this conversion.

The DBLP team developed a special format for the integration of new publications. It is called Bibliography Hypertext (BHT), is based on HTML and similar to the HTML code of the tables of contents (TOCs) at the DBLP website. An example of a publication list in BHT format can be found in the appendix in section B.3. A BHT file has the following structure. The header (text between *h2* tags) contains the volume, the number/issue and the date of issue. A list of corresponding publications follows next. The list is surrounded by a beginning and a closing *ul* tag, single publication entries start with a *li* tag. A comma is used for the separation of authors while there should be a colon after the last author name. Then comes the title which has to end with a period, question mark or exclamation point. The next line provides the start and end page in the volume/issue. At last, an optional URL can be added by an *ee* element to specify an “electronic edition” for a paper. Some guidelines need to be considered, too:

- there is no closing *li* tag
- initials should be avoided (full name is preferred)
- titles with only upper case letters should be avoided
- “0-” is the default page number value if the page information is missing

The BHT file may contain additional information. For example, conference proceedings may have more headers to achieve a better clarity. But it should be as close to the proposed format as possible to guarantee an easy import without unnecessary burdens. ([Hof09]; [DBL20], “What is the preferred format to enter publications into DBLP?”) We will extend the original format in section 6.4.3 to satisfy our needs in the context of Japanese papers.

Chapter 5

Personal Name Matching

“The important thing is not to stop questioning;
curiosity has its own reason for existing.”
(Albert Einstein)

After looking at transcription systems, Japanese personal names and publication metadata sources, we will now have to look at Personal Name Matching to enable us to deal with the Japanese names extracted from the metadata sources. First we will discuss Personal Name Matching in general and then problems of Personal Name Matching for Japanese names in particular.

The expression *Personal Name Matching* comes from the work by Borgman and Siegfried [BS92] and is used here as in the extended definition from Reuther’s work ([Reu07], p. 48-51). Borgman and Siegfried only talk about synonyms. Synonyms are possible names for the same person. Reuther extended the definition by also including homonyms. A name is a homonym if it can belong to several persons. Personal Name Matching is known by other titles in literature, too. Niu et al. [NLS04] discuss *Cross Document Name Disambiguation*:

“Cross document name disambiguation is required for various tasks of knowledge discovery from textual documents, such as entity tracking, link discovery, information fusion and event tracking. This task is part of the co-reference task: if two mentions of the same name refer to same (different) entities, by definition, they should (should not) be co-referenced. As far as names are concerned, co-reference consists of two sub-tasks:

- (i) name disambiguation to handle the problem of different entities happening to use the same name;
- (ii) alias association to handle the problem of the same entity using multiple names (aliases).” ([NLS04])

On et al. [OLKM05] formally express their *Name Disambiguation* problem as follows:

“Given two *long* lists of author names, X and Y , for each author name $x (\in X)$, find a set of author names, $y_1, y_2, \dots, y_n (\in Y)$ such that both x and $y_i (1 \leq i \leq n)$ are name variants of the same author.” ([OLKM05])

In contrast to the previous definitions Han et al. [HZG05] define *Name Disambiguation* like this:

“Name disambiguation can have several causes. Because of name variations, identical names, name misspellings or pseudonyms, two types of name ambiguities in research papers and bibliographies (citations) can be observed. The first type is that an author has multiple name labels. For example, the author ‘David S. Johnson’ may appear in multiple publications under different name abbreviations such as ‘David Johnson’, ‘D. Johnson’, or ‘D. S. Johnson’, or a misspelled name such as ‘Davad Johnson’. The second type is that multiple authors may share the same name label. For example, ‘D. Johnson’ may refer to ‘David B. Johnson’ from Rice University, ‘David S. Johnson’ from AT&T research lab, or ‘David E. Johnson’ from Utah University (assuming the authors still have these affiliations).” ([HZG05])

The citations above show that there are many expressions for Personal Name Matching (or sub-categories) which are not equally used by different authors. Niu et al. and On et al. restrict *Name Disambiguation* to finding synonyms, Han et al. include homonyms in their definition. Even more related expressions can be found in literature. As mentioned, we will use *Personal Name Matching* in this work as Reuther uses it.

The main aspect of Personal Name Matching is handling synonyms and homonyms. Trying to express the problems formally leads to the following description: Let X be a set of persons, especially characterized by their names, in a certain data set and P a

set of all existing persons. We are also being given a function $Label(x_i) \rightarrow String$ and a relation $Entity = ((x_i, p_j) \mid p_j \text{ is the real person concealed by } x_i)_{X \times P}$. The actual problems can be described as

- 1) $\forall x_i, x_j \in X \exists (x_i, p_m), (x_j, p_n) \in Entity \mid Label(x_i) \neq Label(x_j) \wedge p_m = p_n$
- 2) $\forall x_i, x_j \in X \exists (x_i, p_m), (x_j, p_n) \in Entity \mid Label(x_i) = Label(x_j) \wedge p_m \neq p_n$

with $1 \leq i \leq |X|; i \leq j \leq |X|; 1 \leq m, n \leq |P|$.

Case 1) checks for each person x_i from the person set X whether another person x_j from X exists, so that their name labels are different ($Label(x_i) \neq Label(x_j)$) but the person is the same ($p_m = p_n$). So this case covers the synonym problem because the same person has several names here.

Case 2) checks for each person x_i from the person set X whether another person x_j exists in X , so that their name labels are equal ($Label(x_i) = Label(x_j)$) but the persons behind the names differ ($p_m \neq p_n$). So this case covers the homonym problem because the same name is taken by several people.

The problem Personal Name Matching arises because such a relation $Entity$ usually does not exist and needs to be approximated as good as possible:

$$Entity^* = ((x_i, p_j) \mid sim(x_i, p_j) \geq \theta \Rightarrow p_j \text{ is concealed by } x_i)_{X \times P} \approx Entity$$

Thanks to appropriate similarity measurements and a matching threshold θ , we can find such a relation $Entity^*$ which is approximately equivalent to the original relation $Entity$. The main task in Personal Name Matching is finding a good similarity measure for the described problem. ([Reu07], p. 52)

Let us have a look at a vivid example. The birth name of the famous actor Michael Keaton is Michael John Douglas²⁰. Keaton took a pseudonym because he could have been confused with the more famous actor Michael Douglas. Synonyms for Keaton are “Michael Keaton”, “Michael Douglas”, “Michael John Douglas”, “Michael J. Douglas”, “M. Keaton” or “M. J. Douglas”.

²⁰see entry about Michael Keaton at <http://www.imdb.com/name/nm0000474/bio>

Figure 5.1: Synonyms and homonyms: Michael Keaton



Self-made creation, adapted from [Reu07], p. 51, photos from <http://en.wikipedia.org/>, photo of Michael Keaton by Georges Biard

On the other hand, when we hear the name “Michael Douglas” we cannot be sure which famous actor is referred to, because Michael Douglas is a valid name for both of them. Figure 5.1 illustrates this Personal Name Matching problem with Michael Keaton.

The process of Personal Name Matching can be divided into the following steps ([Reu07], p. 56-87):

Standardization

First the personal name data have to get standardized not to compare apples and oranges. Especially if the data source has a low data quality, this step is quite important. Otherwise, false or bad similarity values would be computed and assigned by the similarity function because the names are displayed by a different usage of upper and lower case letters or use national characters that are not used in the other name.

Blocking

We create blocks by assigning people to these blocks in this step. The goal is reducing the number of name comparisons and thereby improving the runtime. Depending on whether we are looking for synonyms or homonyms, the blocking method differs. Known methods are *Sorted Neighbourhood* [HS95], clustering [BCC03], phonetic hashing (*Soundex* [Rus18], *Phonix* [Gad88], *Metaphone* [Phi90]) or token based blocking [OLKM05].

Analysis

This phase analyzes the names and contains the name comparisons. The task is finding possible synonyms and homonyms which will be evaluated in the next phase.

Decision Model

After the detection of possible synonyms and homonyms we have to evaluate the similarity of the names and make the decision to handle them as matches or not.

Performance Measurement

At last, we can evaluate the performance and correctness of the whole process. The purpose is finding out how reliable our data are and thinking about improvements to get an approximation to our optimal relation *Entity* that is as close as possible.

Criteria for the evaluation of such a process are Precision and Recall ([BYRN99], p. 75-81; [Reu07], p. 83-85). Let U be a set of items, R be the set of relevant items (e.g. synonyms) with $R \subseteq U$ and A be the answer of a request. In our scenario, the request is usually the question “Is the item $u \in U$ a synonym, or accordingly $u \in R$?”. Then we can define:

$$Precision = \frac{|R \cap A|}{|A|}$$

$$Recall = \frac{|R \cap A|}{|R|}$$

Precision testifies whether the reported synonyms during the Name Matching process are really synonyms, Recall allows us to say whether there are synonyms which have not been found.

We use a combination of the Jaccard Similarity Coefficient and Levenshtein Distance in our tool. Bilenko et al. [BMC⁺03] explain these string matching methods isolated. Given two word sets S and T , the simple Jaccard Similarity Coefficient is:

$$Jac(S, T) = \frac{|S \cap T|}{|S \cup T|}$$

The Levenshtein Distance uses the operations replacement, insertion and deletion of a character and is defined by a matrix. Let $s \in S$ and $t \in T$ be words, $a = |s|$ and $b = |t|$ their lengths. Then we can define:

$$\begin{aligned}
 D_{0,0} &= 0 \\
 D_{i,0} &= i, \quad 1 \leq i \leq a \\
 D_{0,j} &= j, \quad 1 \leq j \leq b \\
 D_{i,j} &= \min \begin{cases} D_{i-1,j-1} & \text{if } s_i = t_i \\ D_{i-1,j-1} + 1 & \text{(replacement)} \\ D_{i,j-1} + 1 & \text{(insertion)} \\ D_{i-1,j} + 1 & \text{(deletion)} \end{cases} \quad \text{with } 1 \leq i \leq a, 1 \leq j \leq b. \quad (5.1)
 \end{aligned}$$

We modify the Jaccard Similarity Coefficient in a way that it classifies two set items as intersected if their Levenshtein Distance is lower than a certain threshold.

In addition to the general Personal Name Matching, we must take the characteristics of Japanese names into account. Particularly the usage of *kanji* and several possibilities to transcribe a name make it hard to compare Japanese names.²¹ For example, we cannot compare *kanji* names from the IPSJ DL with the author names in DBLP. Even though *kanji* are suited best for name comparison it does not work here because the standard encoding of names in DBLP is “Latin-1” which does not support *kanji* natively.

A big problem for our work is revealed by looking at the given name *Akiko* with its *kanji* representation 章子. As we can see in table 5.1 章子 has several possible readings besides *Akiko* (left column) and *Akiko* written in Latin characters does not determine a nonambiguous match in *kanji* (right column).

The same problem applies to Japanese family names. Table 5.2 presents the problem with *Kojima* as a family name example.

²¹see chapter 2

Possible readings of 章子	Possible writings for <i>Akiko</i>
<i>Akiko</i>	章子
<i>Akirako</i>	明子
<i>Atsuko</i>	晶子
<i>Ayako</i>	愛季子
<i>Shōko</i>	亜記子
<i>Takako</i>	暁子
	あき子

Table 5.1: Problems with the given name *Akiko*, sources: ENAMDICT; [ES09], p. 172-173

Possible readings of 小島	Possible writings for <i>Kojima</i>
<i>Kojima</i>	小島
<i>Ojima</i>	児島
<i>Koshima</i>	児嶋
<i>Oshima</i>	古島
	古嶋

Table 5.2: Problems with the family name *Kojima*, sources: ENAMDICT; [ES09], p. 223

Chapter 6

Preparation of Japanese Papers for the Import Into the DBLP Data Set

大事の前の小事 Daiji no mae no shōji

(Who wants to achieve big things must do the little things first.)

Japanese saying

This chapter explains the approach to process and combine the various data sources so that we can import Japanese publications in the end. We will proceed step by step to make the ideas behind the solution as comprehensible as possible.

6.1 General Approach

First we will construct a table in a relational database containing information about Japanese names and their transcriptions by converting the ENAMDICT name dictionary. Then we set up a data structure for Japanese names that handles the problem of assigning a given and a family name to a newly instantiated author during parsing the publications of IPSJ DL. At last, we will discuss the actual and titular integration of Japanese papers into the DBLP data set including an explanation that shows how to create a harvester for the OAI-PMH protocol.

6.2 Converting an ENAMDICT File to a Relational Database

The first step towards being able to handle Japanese names is distinguishing given and family name in the input text. A relational database containing information about Japanese names and their transcriptions is useful for this task. The database should contain names in *kanji*, their transcriptions in *hiragana* and Latin characters and the name type to have a good match with the data source ENAMDICT and to provide all necessary name information we need.

To fill the empty database, the ENAMDICT file needs to be analyzed and its data needs to be extracted. The entries usually have the form

KANJI [TRANSCRIPTION²²] /LATIN (TYPE)/ .

We can take the following line as an example of an existing entry:

森田 [もりだ] /Morida (s)/

A parser should export the single entries. First it saves the text between the slashes and searches for the type of the entry. It must be assured that all person name types and no undesired or alleged types will be stored. Types can consist of the characters “s” (surname), “g” (given name), “f” (female name), “m” (male name), “u” (unclassified name), “p” (place name), “h” (full name of a particular person), “pr” (product name), “co” (company name) or “st” (station name). But only the types “s”, “g”, “f” and “m” are important in this case because the parser should only store person names in the database. One exception are the unclassified names and they need to be stored too because they can also contain person names. Using unclassified names carelessly leads to problems, though. On the one hand it is useful if you find a match for the given name but not for the assumed family name. Then it helps to find an unclassified name matching the assumed family name. On the other hand some unclassified names in the ENAMDICT file decrease the data quality of the database. The entry

スターウォーズ /(u) Star Wars (film)/

²²the transcription in *hiragana* is located at this place (we usually mean Latin characters when we talk about transcriptions, but not this time)

shows that there are undesired names like film titles in the category “unclassified”. The example also reveals that there is no overall standard for an entry format. Analyzing the file leads to following observations:

- a) text in round brackets might be type or additional commentary (see entry example above)
- b) when only *hiragana* or *katakana* are used instead of *kanji* to display the Japanese name the transcription part is missing because it is not required (see entry example above)
- c) the type information in brackets might actually consist of several type declarations, separated by commas
- d) the type information might be placed before or after the transcription in Latin characters
- e) one entry line might contain several possibilities to interpret the name, the example

イブ /(f) Eve/(u) Ib/Ibu (f)/(m) Yves/

clarifies this aspect

We must consider these observations when we implement the parser.

To handle the problems in a) and c) we can filter the contents in round brackets. One possibility is using a regular expression like `(, | s | u | g | f | m | p | h | p r | c o | s t) *` to filter all valid types. Regular expressions are powerful and popular tools for pattern matching. In our case we are looking for valid type expressions including commas to get rid of commentaries. After eliminating commentaries we also want to get rid of unwanted types like place names. So we filter again and only process desired types this way. To handle b) we just ignore missing transcriptions in square brackets. Our parser also needs to be flexible enough to deal with observation d) which means that it must expect the type(s) at two possible places (before and after the transcription in Latin characters). We can handle the last observation e) by using recursive function calls. We call the function that exports one entry with a modified parameter value within the function itself when there is more than one entry in the input line (noticeable by additional slashes).

Before parsing we need to change the original encoding of the ENAMDICT file from “EUC-JP” to “UTF-8” to make it compatible with our program.

During parsing a few inconsistencies in the syntax of the ENAMDICT file occurred:

- there were four times no slash in the end of the entry:

甲子太郎 [かしたろう] /Kashitarou (m)

- there was once an unnecessary closing bracket without an opening bracket:

近松秋江 [ちかまつしゅうこう] /Chikamatsu Shuukou) (h)/

- there was once a backslash where a square bracket was supposed to be put:

キルギス共和国 [キルギスきょうわこく \ /(p) Kyrgyz Republic/Kirghiz Republic/

Instead of constructing a workaround for these problems we should rather correct the only few inconsistencies manually.²³

6.3 A Data Structure for Japanese Names

We will construct a class which is responsible for handling Japanese names and representing them in a convenient way. Therefore, it must be able to save the name in *kanji* and in at least one Latin transcription. The transcription is necessary to compare found authors in IPSJ DL with authors in the DBLP. The *kanji* name can be stored as additional author metadata in the DBLP later. Our goal is a standardized representation of a Japanese person. So first we can construct a simple helper class for a single name containing given and family name as strings. This class can be applied to both *kanji* and Latin names. Our Japanese person usually has these two name representations.

When getting an input name from the IPSJ DL we try to determine the separation point and categorize the tokens into given and family names. The separation point can mostly

²³The author decided to contact Jim Breen and told him about the found inconsistencies. Mr Breen corrected them in the ENAMDICT master file. So the inconsistencies should not exist anymore in the latest downloadable version.

be identified by white space or a comma between the words. The categorization is done by including information from ENAMDICTION. Thanks to ENAMDICTION's classification into name types we can use this information to categorize our input name tokens into given and family names. However, we have to cover some unusual cases too because IPSJ DL has no standardized way to provide names. So we get names in various formats. For example, there are entries in which the family name follows the given name directly without any separation markers. Then we can try to take advantage of upper and lower case letters assuming that an uppercase letter means the beginning of a new name token. But we must also be aware of existing input names like "KenjiTODA". If we get a longer sequence of uppercase letters, this sequence is probably a family name. We can filter these names with a regular expression like $[A-Z][a-z]\{1,\}[A-Z]\{3,\}$ (first character is an uppercase letter, followed by at least one lowercase letter, followed by at least three uppercase letters). We also have to recognize abbreviated names and normalize Latin names.

Let us have a look at what we can observe about necessary transcription customizations. One peculiarity is that Japanese like to transcribe their names with an *h* instead of a double vowel. An example is "Hitoshi Gotoh". The *h* symbolizes the lengthening of a vowel and is a substitute for *o* or *u* in this case. To enable our class to find names like this in ENAMDICTION, we have to replace the *h*'s lengthening a vowel by the vowel itself because ENAMDICTION entries contain double vowels instead of *h*'s with this semantic function.

Another observation is ENAMDICTION's usage of the Hepburn transcription system throughout the entire dictionary. So we have to convert the name to match the Hepburn system and to check a name via ENAMDICTION. The needed character replacements for a conversion into the Hepburn system are shown in table 6.1 (see also figure B.1 in the appendix). In addition to the replacements from table 6.1, we must consider that names usually start with uppercase letters and replace "Tu", "Ti", "Sya" and so on by "Tsu", "Chi", "Sha", etc. as well.

The Japanese *n* is sometimes transcribed as *m*. If *n* is followed by *b* or *p*, this *n* is likely to be transcribed as *m*. The reason is a correlative modification in the pronunciation of *n* in these cases. For example, the family name *Kanbe* is often transcribed as *Kambe* in the IPSJ DL data set.

Replaced character sequence	Replaced by
tu	tsu
ti	chi
sya	sha
syo	sho
syu	shu
zya	ja
zyo	jo
zyu	ju
tya	cha
tyo	cho
tyu	chu
si	shi
hu	fu
zi	ji
jya	ja
jyo	jo
jyu	ju
l	r

Table 6.1: Conversion into the Hepburn transcription system

Double vowels are sometimes completely dropped in some IPSJ DL author elements. While this might be okay for aesthetic reasons when transcribing the own name, it becomes a problem when we try to find a matching name in a dictionary like ENAMDICTION. So we also have to check additional modified names. If there is a single vowel in the name, we must also check the same name whose vowel has become a double vowel. If several single vowels occur in a name, the number of names to be checked rapidly increases too. We have to pay special attention to the doubling of the vowel *o* because *oo* AND *ou* are possible doublings for the single *o*. Doubling the vowel *e* leads either to *ee* or *ei*. All other double vowels are intuitive: *a* becomes *aa*, *i* becomes *ii*, *u* becomes *uu*. Taking “Gotoh” as an example we remove the *h* first and check a list of names via ENAMDICTION. The list of names consists of “Goto”, “Gotoo”, “Gouto”, “Gotoo”, “Goutou”, “Gootoo”, “Goutoo”, “Gootou” and “Goutou”. We can remove “Goto”, “Gotoo” and “Gouto” from the list if we know that the *h* (representing a double vowel) has been removed before.

If the input metadata contains a Latin and *kanji* representation of the author's name, we will try to find a match for these. Names in *kanji* usually do not have any separation mark, so we must distinguish given and family name by taking advantage of the ENAMDICTIONARY dictionary and checking the possible name combinations. Processing author names without *kanji* representation is okay but a missing Latin representation becomes a problem when it comes to actually integrating the publication into the DBLP data set because all DBLP data are supposed to have a Latin representation. The solution is a search for name candidates (we will discuss it more detailed in section 6.4.3). We cannot be sure that our name matching for Latin and *kanji* names always succeeds. Therefore, we add some status information to our Japanese name to get a chance to evaluate the outcome of the program. Possible status types are:

ok

The status “ok” means that given and family name have successfully been found in the name dictionary and (if available) the *kanji* names have successfully been assigned to their corresponding name in Latin characters.

undefined/Latin name missing

An undefined status usually means that the Latin name is missing. A missing Latin name leads to a never changed name status. In these cases, the name in *kanji* usually exists anyway.

abbreviated

This is the status type for an abbreviated name like “T. Nakamura”.

not found in name dictionary

If this status occurs, the Latin name could not be found in the name dictionary.

no kanji matching found

If a *kanji* name has not been found in the name dictionary or could not be assigned to the Latin name, this status will occur.

bad data quality in source

As the name suggests, this status means that the data quality of the publication metadata source is most likely bad. Our tool can handle some of these cases well by normalizing the name.

possible name anomaly

We could have stumbled upon a name anomaly when we see this status type. During implementation this status was narrowed down to a possible name anomaly for abbreviated names.

name anomaly

This status indicates a critical name anomaly. This is the only case in which the tool cannot even give a recommendation for given and family name. The output is the full name of the input data for both given and family name.

In chapter 5 we discussed synonyms and homonyms. With the strategies from above we can deal with synonyms pretty well. Yet, homonyms cannot be recognized this way and are not covered at all by our tool.

6.4 Import Into the DBLP Data Set

To be able to import the harvested data into the DBLP, we still need to make the existing publication data processable in an appropriate way for our program, construct a coauthor table for these data, compare publications from the Digital Library of the IPSJ with those available in the DBLP project and provide the new publication metadata for the DBLP adequately.

6.4.1 Converting the DBLP XML File to a Relational Database

It is important to convert the DBLP file *dblp.xml* to a relational database to gain an easier and more efficient access to the data while running our program. We are mainly interested in the basic publication metadata. So we will skip some non-publication records of the DBLP like *www* elements²⁴. Our publication database table shall contain columns for an ID, the authors, title, publication year, journal title, journal pages and the volume. Whenever we come across the beginning of a publication type element (*article*, *inproceedings*, *proceedings*, *book*, *incollection*, *phdthesis*, *mastersthesis*) during parsing, we reinitialize the variables which store this metadata for the table columns. When we encounter the according XML end tag of the publication we add an SQL *INSERT*

²⁴see also section 6.4.3 to get an example of a *www* record

command to a batch of commands. This batch is regularly executed after processing a certain amount of publications. The regular execution of batches allows a better performance than sending single *INSERT* commands to the database server. There are some recommendations in the DBLP FAQ [DBL20] for parsing the *dblp.xml* file. We use the Apache Xerces²⁵ parser instead of the standard Java SAX parser and need to increase the allocatable heap space for our parser.

While parsing the DBLP file we can construct a table with coauthor relationships along with the DBLP publication table. This coauthor table stores two author names and a publication ID. The ID shows which publication has been written together by the authors and matches the ID in the DBLP publication table. New coauthor relationships will only be inserted if there are at least two authors mentioned in the metadata. If the metadata mentions more than two authors, every possible pair of authors will be inserted into the database.

6.4.2 Implementation of an OAI-PMH Harvester

As already explained in section 4.1, we access the OAI-PMH repository by the repository name and the metadata format prefix to get a list of publication metadata entries. The specification of OAI-PMH 2.0 [LdSNW07] describes a possibility to retrieve a list of all metadata formats which a Data Provider has to offer. The HTTP request

```
http: //ipsj.ixsq.nii.ac.jp/ej/?action=repository_oaipmh
&verb=ListMetadataFormats
```

informs us that there are two metadata formats called *oai_dc* and *junii2*. *oai_dc*²⁶ is the standard Dublin Core format all Data Providers provide, also traceable in the protocol specification. The “Implementation Guidelines for the Open Archives Initiative Protocol for Metadata Harvesting” [LdSNW03] classify the metadata format *oai_dc* as mandatory. The name *junii2*²⁷ suggests that it is a self-developed format of the National Institute of Informatics (in Tokyo). Comparing these two in IPSJ DL, we notice that *junii2* provides a more accurate description of the data, for example regarding additional XML

²⁵<http://xerces.apache.org/>

²⁶http://www.openarchives.org/OAI/2.0/oai_dc.xsd, version from 19.12.2002

²⁷<http://irdb.nii.ac.jp/oai/junii2.xsd>, state of 2012-10-10

Figure 6.1: Part of publication metadata in *junii2* format

```
▼<metadata>
▼<junii2 xmlns="http://oai.nii.ac.jp/oai" xmlns:xsi="http://www.w3.org/2001/XMLSchema"
  xsi:schemaLocation="http://oai.nii.ac.jp/oai http://oai.nii.ac.jp/oai/junii.xsd">
  <title lang="ja">超低演算量な動き検出アルゴリズムと専用プロセッサへの実装</title>
  ▼<alternative lang="en">
    An Ultra-low Complexity Motion Estimation Algorithm and its Implementation of S
    Processor
  </alternative>
  <language>ja</language>
  <URI>http://id.nii.ac.jp/1001/00027130/</URI>
  <NIIttype>Technical Report</NIIttype>
  <contributor lang="ja">福岡県産業・科学技術振興財団</contributor>
  <contributor lang="ja">早稲田大学大学院情報生産システム研究科</contributor>
  <contributor lang="ja">早稲田大学大学院情報生産システム研究科</contributor>
  <contributor lang="en">Fukuoka Industry Science & Technology Foundation</contributor>
  ▼<contributor lang="en">
    Graduate School of Information Production and Systems Waseda University
  </contributor>
  ▼<contributor lang="en">
    Graduate School of Information Production and Systems Waseda University
  </contributor>
```

attributes telling us whether the element value is English or Japanese. This additional information is helpful when we process the data in a later step and is missing in the *oai_dc* representation of the IPSJ server's data. So we will take the metadata prefix *junii2* as initial point for harvesting the server's metadata. Figure 6.1 shows an according metadata example (also compare figure 4.1).

The harvesting includes the following steps:

- we load the DBLP publication, coauthor relationship and the ENAMDICT data into the Random Access Memory (RAM)
- we access the IPSJ server to get publication metadata
- we parse the accessed XML metadata (concerning the thoughts from section 6.3) and store the needed publication data temporarily in the RAM.
- we add the parsed publication to an SQL command batch to insert the metadata into a relational database (the batch is regularly executed)
- we create a BHT file for the parsed publication²⁸

²⁸see section 6.4.3

- at the end we go into all directories with BHT files and concatenate them to one bigger BHT file

During the implementation and testing, some exceptional incidents occurred. We try to cover them besides the expected difficulties like Personal Name Matching and transcriptions. For example, we get “NobukazuYOSHIOKA” as a full input name. Algorithm 1 shows a way to handle these unusual input data. Japanese sometimes write their family names in upper case letters to distinguish given and family name.

Data:

- *fullname*: full input name
- *names*: list of name representations for a Japanese person
- function *split(text, regex)*: searches for regular expression and splits text, splitted text does not contain text that matches the regular expression
- function *normalize(name)*: normalizes personal name

Result: new name for person found and added (given and family name separated)

```

1 if fullname matches regular expression  $[A-Z][a-z]\{1,\}[A-Z]\{3,\}$  then
2   givenname  $\leftarrow$  split(fullname,  $[A-Z]\{3,\}$ );
3   familyname  $\leftarrow$  split(fullname,  $[A-Z][a-z]\{1,\}$ );
4   normalize(familyname);
5   status  $\leftarrow$  BAD_DATA_QUALITY_IN_SOURCE;
6   names.add(new PersonName(givenname, familyname));
7 end

```

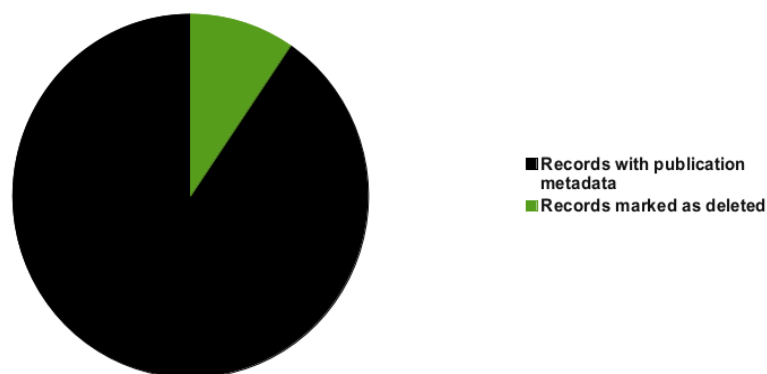
Algorithm 1: Categorizing names like “NobukazuYOSHIOKA”

Another observation during testing the program and checking the data is the following. Searching the Japanese given name “Shin’ichi” in the DBLP we notice that there is no uniform way to store certain names in the database. We find “Shin’ichi Aihara” but also “Shin-ichi Adachi” along with other results indicating the same phenomenon. So we see the apostrophe and the hyphen are used equally as syllable separators (we discussed the syllable separation in chapter 2.4). Comparing the author “Shinichi Horiden” from the IPSJ data set and the one from the DBLP data set we can assume they are the same person because they have common coauthors (e.g. Kenji Taguchi and Kiyoshi Itoh) in both databases. The IPSJ data set tells us that the name written in *kanji* is 本位田真一. We are interested in the part 真一 (*Shin’ichi*) because we get to know that the separator

symbol is sometimes missing. The *kanji* indicates the syllables *shi-n-i-chi*, especially focused on *n* and *i* instead of *ni*. We would expect an additional separator symbol for a clear (nonambiguous) transcription; but obviously, it has been dropped in this case. A separator symbol can also be found when some double vowels occur. For example, we find “Toru Moto’oka” (元岡達) instead of “Toru Motooka”. This makes it easier to identify the reading of a single *kanji* (元 *moto*, 岡 *oka*, 達 *toru*). When a separator symbol is needed for a clear transcription, an apostrophe is used as separator symbol in ENAMDICT. While ENAMDICT always uses an apostrophe as separator symbol, DBLP and IPSJ DL use an apostrophe, a hyphen or the separator symbol is missing. We must consider these differences in the data sources for a successful import. For an easier name matching between names in the ENAMDICT and IPSJ DL data set we can add names containing an apostrophe once as they are and once without apostrophes to the relational database when we parse the ENAMDICT file to store person names in a relational database.

Our tool has a statistics class to get an overview over the parsed input data and the quality of the output data. We will have a look at these statistics created after the harvest. There are 81597 records with publication metadata and 8562 records which are marked as *deleted* in the parsed data. Figure 6.2 shows a visualization in pie chart form.

Figure 6.2: Statistics about the parsed records



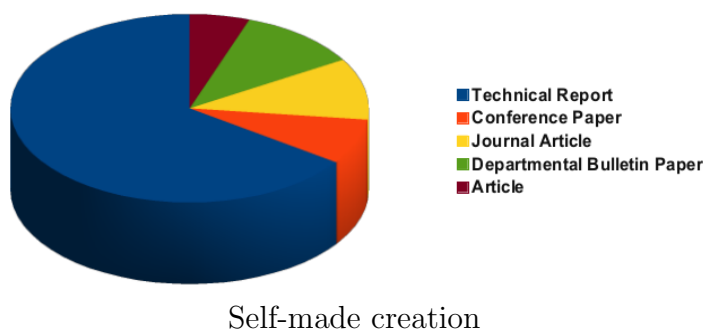
Self-made creation

The publication types are declared as “Technical Report”, “Conference Paper”, “Journal Article”, “Departmental Bulletin Paper” or “Article” (compare the table 6.2 and figure 6.3).

Publication types	Number of occurrences
Technical Report	51838
Conference Paper	6218
Journal Article	8401
Departmental Bulletin Paper	8694
Article	4295

Table 6.2: The different publication types and the number of occurrences

Figure 6.3: Statistics about the types of parsed publications



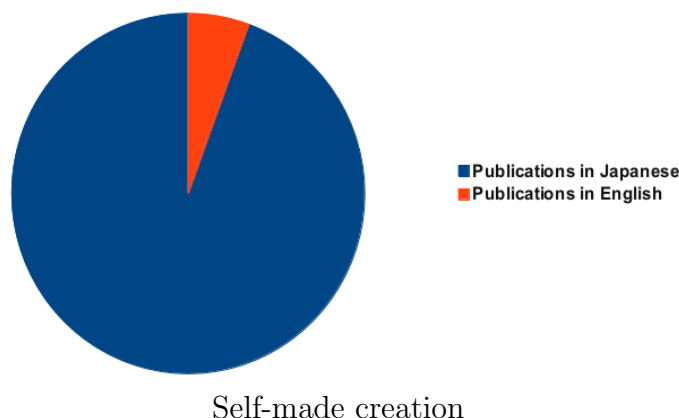
The statistics also reveal that 74971 publications are published in Japanese, only 4456 in English (compare the pie chart in figure 6.4).

Our tool detects 1325 publications which are already included in DBLP. A publication is considered found in both databases if the title is the same and at least one author is the same.

The most interesting statistics for our work are these about the evaluation of the quality of author name assignments (compare the bar chart in figure 6.5):

Fortunately, 180221 of 231162 author names could be matched successfully. There are many reasons for the remaining uncovered cases. 9073 Latin names could not be found in the name dictionary ENAMDICT and 14827 name matchings between the names' Latin

Figure 6.4: Statistics about the language of parsed publications

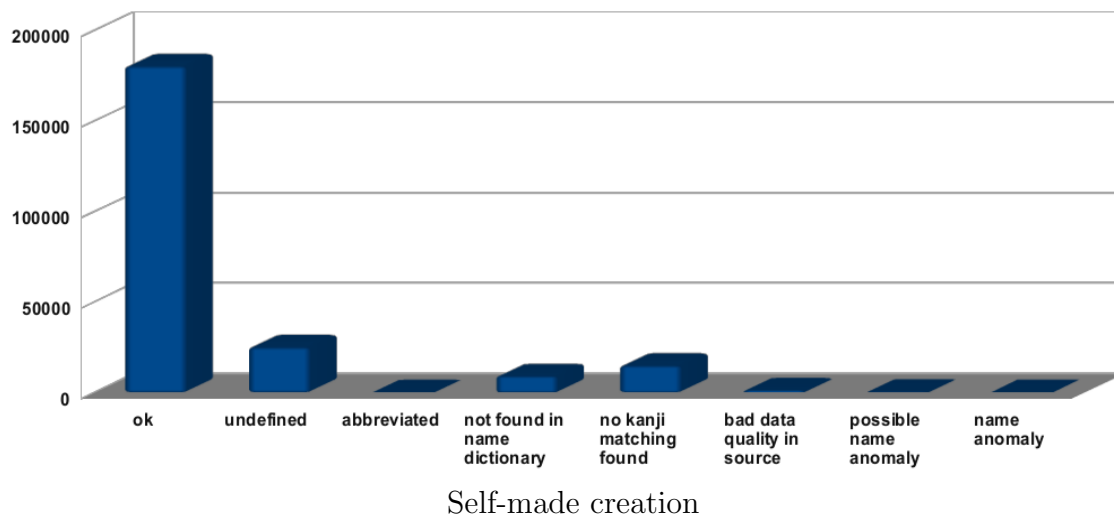


Status	Number of occurrences	Percentage
ok	180221	78.0%
undefined	25012	10.8%
abbreviated	132	0.1%
not found in name dictionary	9073	3.9%
no kanji matching found	14827	6.4%
bad data quality in source	1203	0.5%
possible name anomaly	393	0.2%
name anomaly	301	0.1%

and *kanji* representations did not succeed. These names might be missing at all in the dictionary, delivered in a very unusual format that the tool does not cover, or might not be Japanese or human names at all. Of course, Japanese computer scientists sometimes also cooperate with foreign colleagues but our tool expects Japanese names and is optimized for them. Both IPSJ DL and ENAMDICT provide *katakana* representations for some Western names. However, *katakana* representations for Western names are irrelevant for projects like DBLP. But for instance, Chinese names in Chinese characters are relevant. Understandably, our tool does not support any special Personal Name Matching for Chinese names yet because our work is focused on Japanese names. The tool does not take account of the unclassified²⁹ names of ENAMDICT by default. We can

²⁹compare section 6.2

Figure 6.5: Statistics about the evaluation of the quality of author name assignments



increase the general success rate of the Name Matching process by enabling the inclusion of unclassified names in the configuration file but the quality of the Name Matching process will decrease because the correct differentiation between given and family name cannot be guaranteed anymore. An unclassified name may substitute a given or a family name.

There are 1203 entries that were qualified as “bad data quality in publication metadata source”. They might be handled alright but they are particularly marked to indicate that these cases should also be reviewed manually before any import action is performed. The numbers of abbreviated names, possible name anomalies and name anomalies are very low. While processing author names which will be later qualified as “possible name anomaly”, the tool cannot decide whether the assignment has been correct or the name is an anomaly. “Name anomalies” are critical anomalies that could not be categorized into any other status.

There could be a few uncovered flaws, for example HTML or \LaTeX code in titles. We must be aware of those when we do the actual import into the DBLP data set.

6.4.3 Creation of BHT Files for Japanese Papers

We will discuss the creation of BHT files and important extensions for the BHT format that fit the requirements of Japanese papers well, based on our knowledge from section 4.2. As mentioned, the header dictates ISO-8859-1 (Latin-1) as encoding of the file *dblp.xml*. Ley's work [Ley09] reveals that we can use XML/HTML entities to solve this problem. Authors have person records in the DBLP providing additional information. For example, we can find the following entry for Atsuyuki Morishima (森嶋厚行) in the XML file:

```
<www mdate="2008-02-20" key="homepages/m/AtsuyukiMorishima">
  <author>Atsuyuki Morishima</author>
  <title>Home Page</title>
  <url>\protect\vrule width0pt\protect\href{http://www.kc.tsukuba.ac.jp/\
    string~mori/index.html</url>}{http://www.kc.tsukuba.ac.jp/$\sim$mori/
    index.html</url>}>
  <note>&#x68EE; &#x5D8B; &#x539A; &#x884C;</note>
</www>
```

We must extend the BHT format to fulfill the requirements and add extra metadata for authors, title and relevant process information. The author talked to members of the DBLP team personally and got the permission to extend the original BHT format to enable us to adapt the format to Japanese papers. Our additions are well formed XML elements. We must substitute all non-ASCII³⁰ characters by escape characters (XML entities) to ensure the compatibility for DBLP. The additional elements are:

- Every author that has a *kanji* representation in its metadata gets an *originalname* element:

```
<originalname latin="Shinsuke Mori">&#x68EE;, &#x4FE1; &#x4ECB;
</originalname>
```

If available, the Latin representation is added as an attribute *latin* to avoid confusion on assigning the extra information to the right author later on. The element

³⁰ASCII is a encoding scheme for characters of the alphabet and consists of 128 characters.

CHAPTER 6. PREPARATION OF JAPANESE PAPERS FOR THE IMPORT INTO THE DBLP DATA SET

content has a fixed structure. The family name comes first, followed by a comma and the given name.

- Every author gets a status information that evaluates the author name assignment. It is displayed by a *status* element:

```
<status name="Shinsuke Mori">ok</status>
```

The connected author is added as an attribute *name*.

- If there is no Latin representation of the name of an author, we will add Latin name candidates to the BHT file:

```
<namecandidates kanji="&#x83C5;&#x8C37;&#x6B63;&#x5F18;">Shougu  
  Sugatani, Seihiro Sugatani, Tadahiro Sugatani, Masahiro  
  Sugatani, Shougu Suganoya, Seihiro Suganoya, Tadahiro  
  Suganoya, Masahiro Suganoya, Shougu Sugaya, Seihiro Sugaya,  
  Tadahiro Sugaya, Masahiro Sugaya, Shougu Sugetani, Seihiro  
  Sugetani, Tadahiro Sugetani, Masahiro Sugetani, Shougu  
  Sugenoya, Seihiro Sugenoya, Tadahiro Sugenoya, Masahiro  
  Sugenoya</namecandidates>
```

The connected *kanji* representation is added as an attribute *kanji* in the *namecandidates* element. We seek the *kanji* in ENAMDICT and output all possible name combinations in a comma separated list.

- If the original language of the title is Japanese, we will add this title to the BHT file:

```
<originaltitle lang="ja" type="Journal Article">&#x70B9;&#x4E88  
  ;&#x6E2C;&#x306B;&#x3088;&#x308B;&#x81EA;&#x52D5;&#x5358;&#x  
  8A9E;&#x5206;&#x5272;</originaltitle>
```

The XML element *originaltitle* has the attributes *lang* (for the paper language) and *type* (for the publication type).

CHAPTER 6. PREPARATION OF JAPANESE PAPERS FOR THE IMPORT INTO THE DBLP DATA SET

- The tool searches the authors in DBLP and tries to find additional common coauthors in DBLP. If at least two of the main authors of the paper also worked with a certain other person (that is retrieved from DBLP), this person is added to the comma separated list. The Personal Name Matching of author names uses a combination of Levenshtein Distance and Jaccard Similarity Coefficient here.

```
<commoncoauthors>Masato Mimura</commoncoauthors>
```

- If the tool finds the paper in DBLP, we also add the DBLP key. Records, such as elements with publication metadata, have a unique key in DBLP.

```
<dblpkey>conf/iscas/HiratsukaGI06</dblpkey>
```

An example of a BHT file in Single Publication Format (SPF) can be found in the appendix in section B.4 (also compare with the original BHT format in section B.3). After we have finished parsing all Japanese papers, we concatenate the BHT files in SPF that belong together to one bigger BHT file *all.bht*. Publications, respectively BHT files, that belong together are recognizable by the directory structure. If they belong together, they will be in the same directory. We must simply go through the BHT root directory recursively.

Chapter 7

Conclusion and Future Work

“Creativity is seeing what everyone else sees,
but then thinking a new thought that has never been
thought before and expressing it somehow.”
(Neil deGrasse Tyson)

The integration of Japanese papers into the DBLP data set has revealed some major problems. The nonambiguous representation of Japanese names (and paper titles, etc.) is done by *kanji* while DBLP’s standard encoding is Latin-1 and Japanese characters are only optionally added to the publications’ metadata. This leads to the need of transcribing the Japanese names which in turn also evokes new problems because there is not *the* transcription but rather a lot of transcription possibilities.

In addition to that, we must ensure a certain data quality even if one data source sometimes lacks this quality. Due to name matching with a name dictionary, format checking and conversions (if necessary), we can actually correct some flaws or at least assimilate the data into our project.

The problem of synonyms is dealt with by transcription manipulations, homonyms could not be addressed in this work. Reuther ([Reu07], p. 159-164) describes an idea to handle homonyms. We could extend our tool by a Coauthor Index³¹ as in DBLP for the publications of the IPSJ DL. The idea is based on the assumption that scientists often publish their papers with the same people as coauthors. If the coauthors match a certain coau-

³¹see section 4.2

thor group, the author is considered the same. If the author's coauthors are not members of the expected coauthor groups, the author could be a different person than we expected and we might have a homonym here.

The developed tool is usable and provides among relational databases customized Bibliography Hypertext (BHT) files as output data. Customizations were necessary to optimize the BHT files for Japanese papers and additional important metadata information. Desired but missing metadata like contributors or a short description of the content of a paper can be added without much effort because the relational database already contains these data, only the source code of *Kankoukanyuu* (our tool) needs to be extended by a few lines.

Though having been created with care regarding correct and well-formed output data, it is not recommended to import the newly created BHT files unchecked. The DBLP team should check the files not to compromise the data quality of DBLP. There might still be undesired format anomalies in the BHT files. The DBLP team also needs to adapt their import system to the extended BHT format developed in this work for the actual import into DBLP.

Titles might be in uppercase letters. This could be improved but we have to pay attention because a primitive solution will not work well. For example, we have to be aware of the popular usage of acronyms in computer science. So some words in uppercase letters can be correct.

Our tool is optimized for the Digital Library of the IPSJ and their OAI-PMH metadata prefix *junii2*. It can easily be adapted to support the similar and commonly used metadata prefix *oai_dc*. So the tool would be able to handle other publication metadata sources that support OAI-PMH.

The algorithm³² for detecting common papers in DBLP and IPSJ DL may be modified to achieve an even better comparison between the databases and detect more common papers.

It would be useful to include a Chinese name dictionary in the future and extend the name search of our tool to cover Chinese names as well.

³²algorithm mentioned in section 6.4.2

One improvement in the future could be storing the most common names (for example, the 100 most common given and family names) in a separate data structure in the RAM. This way we can improve the runtime by often skipping the search in the huge name data.

We can still increase the success rate of the Name Matching process too. One way is swapping *kanji*. A typical Japanese name has two *kanji* for the given name and two *kanji* for the family name. The family name shall precede the given name. However, this principle could be violated by the publication source. If the Name Matching is not successful, we may swap the first two for the last two characters and try to find a match again.

A second advancement is the additional support of a special Latin character set that is used by Japanese. For instance, we can find the name “K a i ” instead of “Kai” in the metadata of IPSJ DL. They look very similar and both represent simple Latin letters but their character codes are different. So programs handle them differently. A simple (but yet unimplemented) substitution function can cover these rare and unusual cases. Another possibility to take advantage of this work is extracting the author names in *kanji* from the relational database. So the DBLP team can insert author metadata for already existing authors in DBLP.

We can also have a look at what phases of the Personal Name Matching process³³ have been implemented in this work and to which degree. There are actually different types of Personal Name Matching included in our tool:

- we try to match transcribed Japanese names with their original *kanji* representation
- we try to distinguish given and family name (name in *kanji* not necessarily needed)
- if a paper is also found in DBLP, we will try to look for common coauthors

The “Standardization” is accomplished by a normalization of the Latin input names at the beginning of the process. *Kanji* input names get trimmed by removing all whitespace. We do not have a “Blocking” phase as it is proposed by Reuther [Reu07]. When searching a match between transcribed Japanese names with their original *kanji* representation we even go a contrary way and increase the number of comparisons by adding

³³see chapter 5

reasonable other transcriptions to the matching process. Due to efficient data structures and a comparatively small amount of Japanese papers (less than 100000), our tool has an acceptable runtime (the retrieval of the publication metadata from the IPSJ server takes much longer than processing it). In addition, the search for common coauthors will only be done if the author exists in DBLP. The phases “Analysis” and “Decision Model” are entangled in our tool. If we find a match between a (normalized or modified) input name and a name in the name dictionary, we will immediately consider them a successful match and continue parsing the metadata. When we try to find coauthors in DBLP, we take advantage of the combined Jaccard Levenshtein Distance as explained in chapter 5.

Instead of checking the complete output data in the “Performance Measurement” phase, we could only take control samples while implementing, debugging, testing and improving our program. A broad manual check of approximately 90000 publications is not possible within the scope of a diploma thesis. The control samples had the expected and desired content but we cannot guarantee the correctness of the output. Under the assumption that ENAMDICT’s entries are correct, the predicted Precision³⁴ should be about 1.0 because the tool probably does not produce many false positives. But we cannot say anything about the Recall because ENAMDICT does not cover all names that occur in IPSJ DL. All exceptions resulting from the limits of a name dictionary and a bad data quality are supposed to be handled by the status for author name assignments (described in section 6.4.2). This gives us the chance to manually handle the noted exceptions afterwards.

All in all, this work is a first approach for an integration of Japanese papers into the DBLP data set and provides a not yet perfect but usable tool for this task. Some major obstacles are overcome.

³⁴see definition in chapter 5

References

- [BCC03] Rohan Baxter, Peter Christen, and Tim Churches. A Comparison of Fast Blocking Methods for Record Linkage. In KDD 2003 WORKSHOPS, pages 25–27, 2003.
- [BMC⁺03] Mikhail Bilenko, Raymond J. Mooney, William W. Cohen, Pradeep D. Ravikumar, and Stephen E. Fienberg. Adaptive Name Matching in Information Integration. IEEE Intelligent Systems, 18(5):16–23, 2003.
- [BOSS99] Eri Banno, Yutaka Ohno, Yoko Sakane, and Chikako Shinagawa. An Integrated Course in Elementary Japanese (Genki I). The Japan Times, Tokyo, 1st edition, 1999. ISBN 4789009637.
- [Bre23] Jim Breen. ENAMDICTION/JMnedict - Japanese Proper Names Dictionary Files, 2012-07-23. URL http://www.csse.monash.edu.au/~jwb/enamdict_doc.html.
- [BS92] Christine L. Borgman and Susan L. Siegfried. Getty’s Synoname and Its Cousins: A Survey of Applications of Personal Name-Matching Algorithms. JASIS, 43(7):459–476, 1992.
- [BYRN99] Ricardo A. Baeza-Yates and Berthier A. Ribeiro-Neto. Modern Information Retrieval. ACM Press / Addison-Wesley, 1999. ISBN 0-201-39829-X.
- [DBL20] DBLP: Frequently Asked Questions (FAQ), 2012-10-20. URL <http://dblp.uni-trier.de/db/about/faq.html>.
- [DBL14] DBLP: Atsuyuki Morishima (author page), 2013-02-14. URL <http://www.informatik.uni-trier.de/~ley/pers/hd/m/Morishima:Atsuyuki.html>.

REFERENCES

- [DKU01] DKUUG STD. Notes on hentaigana (N4091), 2011-06-01. URL <http://std.dkuug.dk/jtc1/sc2/wg2/docs/n4091.pdf>.
- [EHL⁺95] Ernst Eichler, Gerold Hilty, Heinrich Löffler, Hugo Steger, and Ladislav Zgusta. Namenforschung / Name Studies / Les noms propres, volume 1 of Handbücher zur Sprach- und Kommunikationswissenschaft / Handbooks of Linguistics and Communication Science. De Gruyter, Berlin, 1995. ISBN 9783110203424.
- [ES09] Viktoria Eschbach-Szabo. Personen und Namen im Japanischen: Veränderungen in der Modernisierung und in der Globalisierung, volume 12 of Bunka Wenhua. Lit Verlag, Münster, 2009. ISBN 9783825887582.
- [Gad88] T. N. Gadd. ‘fishing fore weds’: phonetic retrieval of written text in information systems. Program, 22(3):222–237, July 1988. ISSN 0033-0337. URL <http://dx.doi.org/10.1108/eb046999>.
- [Gar54] Alan H. Gardiner. The theory of proper names: a controversial essay. Oxford University Press, Oxford, 1954.
- [Had95] Wolfgang Hadamitzky. Langenscheidts Lehrbuch und Lexikon der japanischen Schrift - Kanji und Kana. Langenscheidt, München, 5th edition, 1995. ISBN 3-468-49391-6.
- [Hof09] Oliver Hoffmann. Regelbasierte Extraktion und asymmetrische Fusion bibliographischer Informationen. Master’s thesis, 2009.
- [HRF⁺11] D. Hunter, J. Rafter, J. Fawcett, E. van der Vlist, D. Ayers, J. Duckett, A. Watt, and L. McKinnon. Beginning XML. John Wiley & Sons, Hoboken, 2011. ISBN 9781118169353.
- [HS95] Mauricio A. Hernández and Salvatore J. Stolfo. The Merge/Purge Problem for Large Databases. In SIGMOD Conference, pages 127–138, 1995.
- [HZG05] Hui Han, Hongyuan Zha, and C. Lee Giles. Name disambiguation in author citations using a k-way spectral clustering method. In JCDL, pages 334–343, 2005.

REFERENCES

- [Inf10a] Information Processing Society of Japan. Activities and Services, 2012-10-10. URL <http://www.ipsj.or.jp/english/organization/aboutipsj/activities.html>.
- [Inf10b] Information Processing Society of Japan. IPSJ Organizations, 2012-10-10. URL <http://www.ipsj.or.jp/english/organization/aboutipsj/organization.html>.
- [Int89] International Organization for Standardization. Documentation - Romanization of Japanese (kana script). ISO, Geneva, 1989.
- [Ken03] Philip Kendall. Abe takes a stand against parents naming their children Pikachu, 2012-12-03. URL <http://www.japantoday.com/category/national/view/abe-takes-a-stand-against-parents-naming-their-children-pikachu>.
- [KI23] Albert J. Koop and Hogitarō Inada. Japanese names and how to read them. The Eastern Press, London, 1923.
- [Kob89] Sangō Kobayashi. Seimei handan ni yoru akachan no namae. Tokyo, 1989.
- [KS87] Tohru Kaneko and Gerhard Stickel. Japanische Schrift - Lautstrukturen - Wortbildung. Groos, Heidelberg, 2nd edition, 1987. ISBN 3-87276-504-3.
- [LdSNW07] Carl Lagoze, Herbert Van de Sompel, Michael Nelson, and Simeon Warner. Specifications of OAI-PMH Version 2.0, 2008-12-07. URL <http://www.openarchives.org/OAI/openarchivesprotocol.html>.
- [LdSNW03] Carl Lagoze, Herbert Van de Sompel, Michael Nelson, and Simeon Warner. Implementation Guidelines for the Open Archives Initiative Protocol for Metadata Harvesting, 2005-05-03. URL <http://www.openarchives.org/OAI/2.0/guidelines.htm>.
- [Ley] Michael Ley. The DBLP Computer Science Bibliography. URL <http://dblp.uni-trier.de>.

REFERENCES

- [Ley09] Michael Ley. DBLP - Some Lessons Learned. PVLDB, 2(2):1493–1500, 2009.
- [NLS04] Cheng Niu, Wei Li, and Rohini K. Srihari. Weakly supervised learning for cross-document person name disambiguation supported by information extraction. In ACL, pages 597–604, 2004.
- [Oga92] Ryō Ogawa. Some Problems Concerning Personal Names. Senri ethnological studies, 34:23–37, 1992.
- [OLKM05] Byung-Won On, Dongwon Lee, Jaewoo Kang, and Prasenjit Mitra. Comparative study of name disambiguation problem using a scalable blocking-based framework. In Proceedings of the 5th ACM/IEEE-CS joint conference on Digital libraries, JCDL '05, pages 344–353. ACM, New York, NY, USA, 2005. ISBN 1-58113-876-8. URL <http://doi.acm.org/10.1145/1065385.1065463>.
- [Phi90] Lawrence Philips. Hanging on the Metaphone. Computer Language Magazine, 7(12):39–44, December 1990.
- [Reu07] Patrick Reuther. Namen sind wie Schall und Rauch: Ein semantisch orientierter Ansatz zum Personal Name Matching. PhD thesis, 2007.
- [Rus18] Robert C. Russel. Patent Number 1,261,167. United States Patent Office, 1918.
- [See91] Christopher Seeley. A History of Writing in Japan. Brill’s Japanese Studies Library. Brill, Leiden, 1991. ISBN 9789004090811.
- [SS90] Eiko Saitō and Helga Silberstein. Grundkurs der modernen japanischen Sprache. Verlag Enzyklopädie, Leipzig, 5th unchanged edition, 1990.
- [Vol06] Stephan Vollmer. Portierung des DBLP-Systems auf ein relationales Datenbanksystem und Evaluation der Performance. Master’s thesis, University of Trier, 2006.

Appendix A

The Tool

A.1 About the Tool

The developed tool that is also part of this project is named *Kankoukanyuu* (刊行加入). *Kankou* means publication, *kanyuu* means admission. The whole name indicates the ability to import publications. The tool also allows the assimilation of imported publications, of course. The usable functionalities are:

- Parsing the DBLP file *dplb.xml* and converting it to a MySQL database
- Converting an ENAMDICT name dictionary file to a MySQL database
- Harvesting the IPSJ server, processing the publication metadata and storing it in a MySQL database
- Making the harvested publications ready for an import into the DBLP data set by making BHT files

A.2 Usage

The tool has been developed and tested on a Linux system with Intel Core 2 Quad and 8 GB RAM in the local computer pool. It has to be executed by command line like this:

```
java -Xmx5400M -jar kankoukanyuu.jar
```

APPENDIX A. THE TOOL

The parameter `-Xmx5400M` allows our program to allocate more than 5 GB RAM and store all necessary data in the RAM for an unproblematic execution.

Possible command line arguments are:

--parse-dblp, -d

Parse dplb.xml and fill database tables

--enamdict, -e

Convert ENAMDICT dictionary file to a relational database

--harvest, -h

Harvest the IPSJ server, fill OAI-PMH data into databases and create BHT files (in SPF) - *requires DBLP and ENAMDICT database tables from steps above*

--concatenate-bht, -b

Concatenate BHT files in Single Publication Format to one bigger file (file *all.bht* will be created in every folder with BHT files) - *requires BHT files in SPF from step above*

--all, -a

Do all of the above

--help, -help

Show help text about usage of the tool

The configuration file *config.ini* allows us to change following parameters:

- Database related parameters (in *[db]* section): URL (*url*), database name (*db*), user name (*user*) and password (*password*)
- ENAMDICT related parameter (in *[enamdict]* section): location of ENAMDICT file (*file*)
- ENAMDICT database related parameters (in *[japnamesdb]* section): database table name (*table*), decision whether to use unclassified names (*useunclassifiednames*)
- DBLP related parameter (in *[dblp]* section): location of *dblp.xml* (*xml file*)

- DBLP database related parameters (in `[dblpdb]` section): database table name for publications (`dblpstable`), database table name for coauthor relationships (`authorscountstable`)
- OAI-PMH database (contains output after harvest and parsing process) related parameters (in `[oaidb]` section): publication table (`publicationstable`), authors table (`authorstable`), titles table (`titlestable`), contributors table (`contributorstable`), descriptions table (`descriptionstable`)
- Harvester related parameters (in `[harvester]` section): location for storing the harvest (`filepath`), start ID for harvester (`minid`), end ID for harvester (`maxid`), decision whether to use record lists (`uselistrecords`)
- BHT export related parameters (in `[bhtexport]` section): location for BHT output files (`path`), decision whether to compute and show common coauthors (`showcommoncoauthors`)
- Log related parameter (in `[log]` section): location of log files (`path`)

A configuration example can be found in the appendix section B.6.

The system must support the Japanese language (meaning Japanese characters) to ensure a successful run.

Kankoukanyuu does not use any Linux-only commands but has not been tested on Microsoft Windows yet.

A.3 Used Technologies

The tool itself has been written in Java, using the OpenJDK 6. The handling of databases is done by MySQL 5 and Java DataBase Connectivity (JDBC) is used to provide MySQL functionalities within Java.

External libraries are the Apache Xerces³⁵ parser and the MySQL Connector/J³⁶. The Fat Jar Eclipse Plug-In³⁷ is used to deploy the complete project into one executable

³⁵<http://xerces.apache.org/>

³⁶<http://dev.mysql.com/downloads/connector/j/>

³⁷<http://fjep.sourceforge.net/>

Java JAR³⁸ file. The execution of *Kankoukanyuu* becomes more user-friendly this way because external libraries are already included and class paths for external libraries does not need to be specified anymore.

A.4 Runtime

Measurement indicates the following approximated runtimes of *Kankoukanyuu*:

Activity	Runtime
Parsing DBLP	1 hour, 8 minutes
Conversion of ENAMDICT	1 minute
Harvest by record lists, filling of database tables and creation of BHT files	5 hours, 11 minutes
Concatenation of BHT files	1 to 6 minutes

We can make some observations. During the harvest, only ca. 30 minutes were spent on processing the harvested data, the rest is needed to retrieve the data from the Japanese server. Depending on whether the local file system or network file system was used, the runtime for the concatenation differs immensely.

³⁸Archive which includes compiled Java code, project metadata, libraries and possibly more

Appendix B

Additional Material

B.1 Differences Between the Transcription Systems

Figure B.1: Differences between the transcription systems

phonetic	Hepburn	Kunreisiki ⁵
a i u ε ɔ	a i u e o	
ka ki ku ke kɔ	ka ki ku ke ko	
sa ʃi suw se sɔ	sa shi su se so	si
ta tʃi tsuw te tɔ	ta chi tsu te to	ti tu
na ni nuw ne nɔ	na ni nu ne no	
ha ɕi ɸuw he hɔ	ha hi fu he ho	hu
ma mi muw me mɔ	ma mi mu me mo	
ĩa iŭ iɔ	ya yu yo	
ra ri ruw re rɔ	ra ri ru re ro	
ũa ɔ	wa (w)o	
n(ŋ)	n	
ga gi guw ge gɔ	ga gi gu ge go	
za ʒi zuw ze zɔ	za ji zu ze zo	zi
da ʒi zuw de dɔ	da ji zu de do	zi
ba bi buw be bɔ	ba bi bu be bo	
pa pi puw pe pɔ	pa pi pu pe po	
kĩa kiŭ kiɔ	kya kyu kyo	
ʃa ʃuw ʃɔ	sha shu sho	sya syu syo
tʃa tʃuw tʃɔ	cha chu cho	tya tyu tyo
nĩa niŭ niɔ	nya nyu nyo	
ɕĩa ɕiŭ ɕiɔ	hya hyu hyo	
mĩa miŭ miɔ	mya myu myo	
rĩa riŭ riɔ	rya ryu ryo	
gĩa giŭ giɔ	gya gyu gyo	
ʒa ʒuw ʒɔ	ja ju jo	zya zyu zyo
ʒa ʒuw ʒɔ	ja ju jo	zya zyu zyo
bĩa biŭ biɔ	bya byu byo	
pĩa piŭ piɔ	pya pyu pyo	

⁵ only the forms different from the Hepburn system are shown

Source: [SS90], p. 26, translated

B.2 OAI-PMH Example: *junii2* Element

Figure B.2: OAI-PMH example: *junii2* XML element from IPSJ server

```

▼<junii2 xmlns="http://oai.nii.ac.jp/oai" xmlns:xsi="http://www.w3.org/2001/XMLSchema-
  http://oai.nii.ac.jp/oai/junii.xsd">
  <title lang="ja">点予測による自動単語分割</title>
  ▼<alternative lang="en">
    A Pointwise Approach to Automatic Word Segmentation
  </alternative>
  <language>ja</language>
  <subject>一般論文</subject>
  <URI>http://id.nii.ac.jp/1001/00078161/</URI>
  <NIIttype>Journal Article</NIIttype>
  <contributor lang="ja">京都大学学術情報メディアセンター</contributor>
  <contributor lang="ja">京都大学情報学研究科</contributor>
  <contributor lang="ja">日本アイ・ビー・エム株式会社東京基礎研究所</contributor>
  ▼<contributor lang="en">
    Academic Center for Computing and Media Studies, Kyoto University
  </contributor>
  <contributor lang="en">Graduate School of Infomatics, Kyoto University</contributor>
  <contributor lang="en">IBM Research - Tokyo, IBM Japan, Ltd.</contributor>
  ▼<description>
    本論文では、大量の学習コーパスがある分野で既存手法と同程度かそれ以上の解析精度を保持しつつ、部分的単語分割
    る。具体的には、推定時の素性として、周囲の単語境界の推定値を参照せずに、周辺の文字列のみを参照する点予測
    た部分的単語分割コーパスを利用することが可能となる。この結果、従来手法に比して格段に高い分野適応性を実現
    る単語分割の精度を比較し、提案手法が計算時間と精度の両方において優位であることが示された。
  </description>
  ▼<description>
    In this paper we propose a design of a word segmenter which allows us a quick domain
    where a large annotated corpus is available. Our method is based on a pointwise class
    This design enables us to train our word segmenter by using a partially annotated cor
    high domain adaptability is realized. In the experiments we compared our method and e
    fields and showed our method is superior to the others in calculation time and accura
  </description>
  <NCID>AN00116647</NCID>
  <issn>1882-7764</issn>
  <creator lang="ja">森, 信介</creator>
  <creator lang="ja">ニュービググラム</creator>
  <creator lang="ja">坪井, 祐太</creator>
  <creator lang="en">Shinsuke, Mori</creator>
  <creator lang="en">Graham, Neubig</creator>
  <creator lang="en">Yuta, Tsuboi</creator>
  <jtitle>情報処理学会論文誌</jtitle>
  <volume>52</volume>
  <issue>10</issue>
  <spage>2944</spage>
  <epage>2952</epage>
  <dateofissued>2011-10-15</dateofissued>
  <date>2011-10-11</date>
</junii2>

```

B.3 BHT Example Proposed By DBLP

Computer Languages, Systems & Structures (journals/cl)

<h2>Volume 34, Numbers 2-3, July-October 2008</h2>

Best Papers 2006 International Smalltalk Conference

Wolfgang De Meuter:

Preface.

45

<ee>\protect\vrule width0pt\protect\href{http://dx.doi.org/10.1016/j.cl
.2007.07.001</ee>}{http://dx.doi.org/10.1016/j.cl.2007.07.001</ee>>

David Rölthlisberger, Marcus Denker, Éric Tanter:

Unanticipated partial behavioral reflection: Adapting applications at
runtime.

46-65

<ee>\protect\vrule width0pt\protect\href{http://dx.doi.org/10.1016/j.cl
.2007.05.001</ee>}{http://dx.doi.org/10.1016/j.cl.2007.05.001</ee>>

Johan Brichau, Andy Kellens, Kris Gybels, Kim Mens, Robert Hirschfeld,
Theo D'Hondt:

Application-specific models and pointcuts using a logic metalanguage.

66-82

<ee>\protect\vrule width0pt\protect\href{http://dx.doi.org/10.1016/j.cl
.2007.05.004</ee>}{http://dx.doi.org/10.1016/j.cl.2007.05.004</ee>>

Alexandre Bergel, Stéphane Ducasse, Oscar Nierstrasz, Roel
Wuyts:

Stateful traits and their formalization.

83-108

<ee>\protect\vrule width0pt\protect\href{http://dx.doi.org/10.1016/j.cl
.2007.05.003</ee>}{http://dx.doi.org/10.1016/j.cl.2007.05.003</ee>>

Alexandre Bergel, Stéphane Ducasse, Colin Putney, Roel Wuyts:
Creating sophisticated development tools with OmniBrowser.

109-129

<ee>\protect\vrule width0pt\protect\href{http://dx.doi.org/10.1016/j.cl
.2007.05.005</ee>}{http://dx.doi.org/10.1016/j.cl.2007.05.005</ee>>

Luc Fabresse, Christophe Dony, Marianne Huchard:

Foundations of a simple and unified component-oriented language.

130-149

APPENDIX B. ADDITIONAL MATERIAL

```
<ee>\protect\vrule width0pt\protect\href{http://dx.doi.org/10.1016/j.cl  
    .2007.05.002</ee>}{http://dx.doi.org/10.1016/j.cl.2007.05.002</ee>}</ul>
```

This is a BHT example proposed by the DBLP team in the DBLP FAQ [DBL20].³⁹

³⁹<http://dblp.uni-trier.de/db/about/fagex1.txt>, accessed at 2013-01-15

B.4 BHT Example File Created By *Kankoukanyuu*

```
<h2>Volume 52, Number 10, October 2011</h2>
<ul>
<li>Shinsuke Mori, Graham Neubig, Yuuta Tsuboi:
A Pointwise Approach to Automatic Word Segmentation.
2944-2952
<ee>\protect\vrule width0pt\protect\href{http://id.nii.ac.jp
/1001/00078161/</ee>}{http://id.nii.ac.jp/1001/00078161/</ee>}>
<originalname latin="Shinsuke Mori">&#x68EE;, &#x4FE1; &#x4ECB;</
originalname>
<status name="Shinsuke Mori">ok</status>
<originalname latin="Graham Neubig">&#x30CB; &#x30E5; &#x30FC; &#x30D3; &#
x30C3; &#x30B0; &#x30B0; &#x30E9; &#x30E0;, </originalname>
<status name="Graham Neubig">no kanji matching found</status>
<originalname latin="Yuuta Tsuboi">&#x576A; &#x4E95;, &#x7950; &#x592A;</
originalname>
<status name="Yuuta Tsuboi">ok</status>
<originaltitle lang="ja" type="Journal Article">&#x70B9; &#x4E88; &#x6E2C; &#
x306B; &#x3088; &#x308B; &#x81EA; &#x52D5; &#x5358; &#x8A9E; &#x5206; &#x5272;<
/originaltitle>
<commoncoauthors>Masato Mimura</commoncoauthors>
</ul>
```

This is an output example of a BHT file in Single Publication Format (before the concatenation step), created by our tool.

B.5 Excerpt From *dblp.xml*

```
<?xml version="1.0" encoding="ISO-8859-1"?>
<!DOCTYPE dblp SYSTEM "dblp.dtd">
<dblp>
<article mdate="2002-01-03" key="persons/Codd71a">
<author>E. F. Codd</author>
<title>Further Normalization of the Data Base Relational Model.</title>
<journal>IBM Research Report, San Jose, California</journal>
<volume>RJ909</volume>
<month>August</month>
<year>1971</year>
<cdrom>ibmTR/rj909.pdf</cdrom>
<ee>db/labs/ibm/RJ909.html</ee>
</article>

<article mdate="2002-01-03" key="persons/Hall74">
<author>Patrick A. V. Hall</author>
<title>Common Subexpression Identification in General Algebraic Systems.</
  title>
<journal>Technical Rep. UKSC 0060, IBM United Kingdom Scientific Centre</
  journal>
<month>November</month>
<year>1974</year>
</article>

<article mdate="2002-01-03" key="persons/Tresch96">
<author>Markus Tresch</author>
<title>Principles of Distributed Object Database Languages.</title>
<journal>technical Report 248, ETH Z&uuml;rich, Dept. of Computer Science<
  /journal>
<month>July</month>
<year>1996</year>
</article>
...
```

B.6 Configuration File of Our Tool

```
[db]
url=myserver
db=mydbname
user=myusername
password=mypassword
[japnamesdb]
table=japnames
useunclassifiednames=false
[dblpdb]
authorscounttable=dblpauthors
dblpstable=dblp
[oaiddb]
publicationtable=oai_publications
authorstable=oai_authors
titlestable=oai_titles
contributorstable=oai_contributors
descriptionstable=oai_descriptions
[enamdict]
file=./enamdict
[harvester]
filepath=./files-harvester
minid=1
maxid=100000
uselistrecords=true
[dblp]
xmlfile=/dblp/dblp.xml
[bhtexport]
path=./bht
showcommoncoauthors=true
[log]
path=./log
```