

Nonlocal Andreev Entanglements and Triplet Correlations in Graphene with Spin Orbit Coupling

Razieh Beiranvand, Hossein Hamzehpour, and Mohammad Alidoust
Department of Physics, K.N. Toosi University of Technology, Tehran 15875-4416, Iran
 (Dated: October 6, 2017)

Using a wavefunction Dirac Bogoliubov-de Gennes method, we demonstrate that the tunable Fermi level of a graphene layer in the presence of Rashba spin orbit coupling (RSOC) allows for producing an anomalous nonlocal Andreev reflection and equal spin superconducting triplet pairing. We consider a graphene junction of a ferromagnet-RSOC-superconductor-ferromagnet configuration and study scattering processes, the appearance of spin triplet correlations, and charge conductance in this structure. We show that the anomalous crossed Andreev reflection is linked to the equal spin triplet pairing. Moreover, by calculating current cross-correlations, our results reveal that this phenomenon causes negative charge conductance at weak voltages and can be revealed in a spectroscopy experiment, and may provide a tool for detecting the entanglement of the equal spin superconducting pair correlations in hybrid structures.

PACS numbers: 72.80.Vp, 74.25.F-, 74.45.+c, 74.50.+r, 81.05.ue

Introduction- Superconductivity and its hybrid structures with other phases can host a wide variety of intriguing fundamental phenomena and functional applications such as Higgs mechanism [1], Majorana fermions [2], topological quantum computation [3], spintronics [4], and quantum entanglement [5–8]. The quantum entanglement describes quantum states of correlated objects with nonzero distances [6, 8] that are expected to be employed in novel ultra-fast technologies such as secure quantum computing [3, 6].

From the perspective of BCS theory, s -wave singlet superconductivity is a bosonic phase created by the coupling of two charged particles with opposite spins and momenta (forming a so-called Cooper pair) through an attractive potential [9]. The two particles forming a Cooper pair can spatially have a distance equal or less than a coherence length ξ_S [9]. Therefore, a Cooper pair in the BCS scenario can serve as a natural source of entanglement with entangled spin and momentum. As a consequence, one can imagine a heterostructure made of a single s -wave superconductor and multiple nonsuperconducting electrodes in which an electron and hole excitation from different electrodes are coupled by means of a nonlocal Andreev process [7, 10–13]. This idea has so far motivated numerous theoretical and experimental endeavours to explore this entangled state in various geometries and materials [12, 14–28]. Nonetheless, the nonlocal Andreev process is accompanied by an elastic cotunneling current that makes it practically difficult to detect unambiguously the signatures of nonlocal entangled state [10, 11, 13–17]. This issue however may be eliminated by making use of a graphene based hybrid device that allows for locally controlled Fermi level [28].

On the other hand, the interplay of s -wave superconductivity and an inhomogeneous magnetization can convert the superconducting spin singlet correlations into equal spin triplets [29, 30]. After the theoretical predic-

tion of the spin triplet superconducting correlations much effort has been made to confirm their existence [4, 31–44]. For example, a finite supercurrent was observed in a half-metallic junction that was attributed to the generation of equal spin triplet correlations near the superconductor-half metal interface [31]. Also, it was observed that in a Josephson junction made of a Holmium-Cobalt-Holmium stack, the supercurrent as a function of the Cobalt layer decays exponentially without any sign reversals due to the presence of equal spin triplet pairings [37, 38]. One more signature of the equal spin triplet pairings generated in the hybrid structures may be detected in superconducting critical temperature [44–47] and density of states [48–51]. Nevertheless, a direct observation of the equal spin triplet pairings in the hybrid structures is still lacking.

In this paper, we show that the existence of the equal spin superconducting triplet correlations can be revealed through charge conductance spectroscopy of a graphene based ferromagnet - Rashba SOC - superconductor - ferromagnet junction. We study all possible electron/hole reflections and transmissions in such a configuration and show that by tuning the fermi level a regime is accessible in which spin reversed cotunneling and usual crossed Andreev reflections are blocked while a conventional cotunneling and anomalous nonlocal Andreev channel is allowed. We justify our findings by analyzing the band-structure of the system. Moreover, we calculate various superconducting correlations and show that, in this regime, the equal spin triplet correlation has a finite amplitude while the unequal spin triplet component vanishes. Our results show that the anomalous crossed Andreev reflection results in a negative charge conductance at low voltages applied across the junction and can be interpreted as evidence for the generation and entanglement of equal spin superconducting triplet correlations in hybrid structures [52–56].

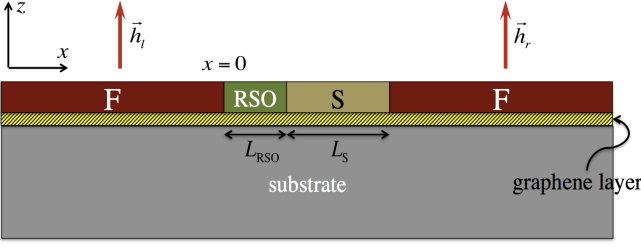


FIG. 1: Schematic of the graphene based F-RSO-S-F hybrid. The system resides in the xy plane and the junctions are located along the x axis. The length of the RSO and S regions are denoted by L_{RSO} and L_S . The magnetization of the F regions ($\vec{h}_{l,r}$) are assumed fixed along the z axis. We assume that the ferromagnetism, spin orbit coupling, and superconductivity is induced into the graphene layer by means of the proximity effect.

Method and Results- As seen in Fig. 1, we assume that the ferromagnetism, superconductivity, and spin orbit coupling are separately induced into the graphene layer through the proximity effect as reported experimentally in Refs. 57–59 for isolated samples. Therefore, the low energy behaviour of quasiparticles, quantum transport characteristics, and thermodynamics of such a system can be described by the Dirac Bogoliubov-de Gennes (DBdG) formalism [35, 60]:

$$\begin{pmatrix} \mathcal{H}_D + \mathcal{H}_i - \mu^i & \Delta e^{i\phi} \\ \Delta^* e^{-i\phi} & \mu^i - \mathcal{T}[\mathcal{H}_D - \mathcal{H}_i]\mathcal{T}^{-1} \end{pmatrix} \begin{pmatrix} u \\ v \end{pmatrix} = \varepsilon \begin{pmatrix} u \\ v \end{pmatrix}, \quad (1)$$

in which ε is the quasiparticles' energy and \mathcal{T} represents a time-reversal operator[35, 60]. Here $\mathcal{H}_D = \hbar v_F s_0 \otimes (\sigma_x k_x + \sigma_y k_y)$ with v_F being the fermi velocity [60]. $s_{x,y,z}$ and $\sigma_{x,y,z}$ are 2×2 Pauli matrices, acting on the spin and pseudo-spin degrees of freedom, respectively. The superconductor region with a macroscopic phase ϕ is described by a gap Δ in the energy spectrum. The chemical potential in a region i is shown by μ^i while the corresponding Hamiltonians read:

$$\mathcal{H}_i = \begin{cases} \mathcal{H}_F = h_l(s_z \otimes \sigma_0) & x \leq 0 \\ \mathcal{H}_{\text{RSO}} = \lambda(s_y \otimes \sigma_x - s_x \otimes \sigma_y) & 0 \leq x \leq L_{\text{RSO}} \\ \mathcal{H}_S = -U_0(s_0 \otimes \sigma_0) & L_{\text{RSO}} \leq x \leq L_S + L_{\text{RSO}} \\ \mathcal{H}_F = h_r(s_z \otimes \sigma_0) & L_S + L_{\text{RSO}} \leq x \end{cases}. \quad (2)$$

The magnetization $\vec{h}_{l,r}$ in the ferromagnet segments are assumed fixed along the z direction with a finite intensity $h_{l,r}$. λ is the strength of Rashba spin orbit coupling and U_0 is an electrostatic potential in the superconducting region. Previous self-consistent calculations have demonstrated that sharp interfaces between the regions can be an appropriate approximation [35, 60, 61, 65, 66] The length of the RSO and S regions are L_{RSO} and L_S , respectively.

To determine the properties of the system, we diagonalize the DBdG Hamiltonian Eq. (1) in each region and

obtain corresponding eigenvalues:

$$\varepsilon = \begin{cases} \pm \mu^F l \pm \sqrt{(k_x^F l)^2 + q_n^2} \pm h_l & x \leq 0 \\ \pm \mu^{\text{RSO}} \pm \sqrt{(k_x^{\text{RSO}})^2 + q_n^2 + \lambda^2} \pm \lambda & 0 \leq x \leq L_{\text{RSO}} \\ \pm \sqrt{(\mu^S + U_0 \pm \sqrt{(k_x^S)^2 + q_n^2})^2 + |\Delta_0|^2} & L_{\text{RSO}} \leq x \leq L_{\text{RSO}} + L_S \\ \pm \mu^F r \pm \sqrt{(k_x^F r)^2 + q_n^2} \pm h_r & L_{\text{RSO}} + L_S \leq x \end{cases}. \quad (3)$$

The associated eigenfunctions are given in appendix. The wavevector of a quasiparticle in region i is $\mathbf{k}_i = (k_x^i, q_n)$ so that its transverse component is assumed conserved upon scattering. In what follows, we consider a heavily doped superconductor $U_0 \gg \varepsilon, \Delta$ which is an experimentally relevant regime [60]. We also normalize energies by the superconducting gap at zero temperature Δ_0 and lengths by the superconducting coherent length $\xi_S = \hbar v_F / \Delta_0$.

Since the magnetization in F regions is directed along the z axis, which is the quantization axis, it allows for unambiguously analyzing spin-dependent processes. Therefore, we consider a situation where an electron with spin-up (described by wavefunction $\psi_{e,\uparrow}^{F,+}$) hits the RSO interface at $x = 0$ due to a voltage bias applied. This particle can reflect back ($\psi_{e,\uparrow(\downarrow)}^{F,-}$) with probability amplitude $r_N^{\uparrow(\downarrow)}$ or enter the superconductor as a Cooper pair and a hole ($\psi_{h,\uparrow(\downarrow)}^{F,-}$) with probability amplitude $r_A^{\uparrow(\downarrow)}$ reflects back which is the so called Andreev reflection. Hence, the total wavefunction in the left F region is (see appendix and Ref. 54):

$$\Psi^F(x) = \psi_{e,\uparrow}^{F,+}(x) + r_N^{\uparrow} \psi_{e,\uparrow}^{F,-}(x) + r_N^{\downarrow} \psi_{e,\downarrow}^{F,-}(x) + r_A^{\downarrow} \psi_{h,\downarrow}^{F,-}(x) + r_A^{\uparrow} \psi_{h,\uparrow}^{F,-}(x). \quad (4)$$

The total wavefunction in the RSO and S parts are superpositions of right and left moving spinors with different quantum states n ; ψ_n^{RSO} and ψ_n^S (see appendix): $\Psi^{\text{RSO}}(x) = \sum_{n=1}^8 a_n \psi_n^{\text{RSO}}(x)$ and $\Psi^S(x) = \sum_{n=1}^8 b_n \psi_n^S(x)$, respectively. The incident particle eventually can transmit into the right F region as an electron or hole ($\psi_{e,\uparrow\downarrow}^{F,+}$, $\psi_{h,\uparrow\downarrow}^{F,+}$) with probability amplitudes $t_e^{\uparrow\downarrow}$ and $t_h^{\uparrow\downarrow}$:

$$\Psi^F(x) = t_e^{\uparrow} \psi_{e,\uparrow}^{F,+}(x) + t_e^{\downarrow} \psi_{e,\downarrow}^{F,+}(x) + t_h^{\downarrow} \psi_{h,\downarrow}^{F,+}(x) + t_h^{\uparrow} \psi_{h,\uparrow}^{F,+}(x). \quad (5)$$

The transmitted hole is the so called crossed Andreev reflection (CAR). By matching the wavefunctions at F-RSO, RSO-S, and S-F interfaces we obtain the probabilities described above. Figure 2 exhibits the probabilities of usual electron cotunneling $|t_e^{\uparrow}|^2$, spin-flipped electron $|t_e^{\downarrow}|^2$, usual crossed Andreev reflection $|t_h^{\downarrow}|^2$, and anomalous crossed Andreev reflection $|t_h^{\uparrow}|^2$. To have a strong anomalous CAR signal, we set $L_S = 0.4\xi_S$ which is smaller than the superconducting coherence length and $L_{\text{RSO}} = 0.5\xi_S$ [11]. We also choose $\mu^F l = \mu^F r = h_l = h_r = 0.8\Delta_0$, $\mu^{\text{RSO}} = 2.6\Delta_0$, $\lambda = \Delta_0$ and later clarify physical reasons behind this choice using band structure analyses. In terms of realistic numbers, if the superconductor is Nb [66] with a gap of the order of $\Delta_0 \sim 1.03\text{meV}$

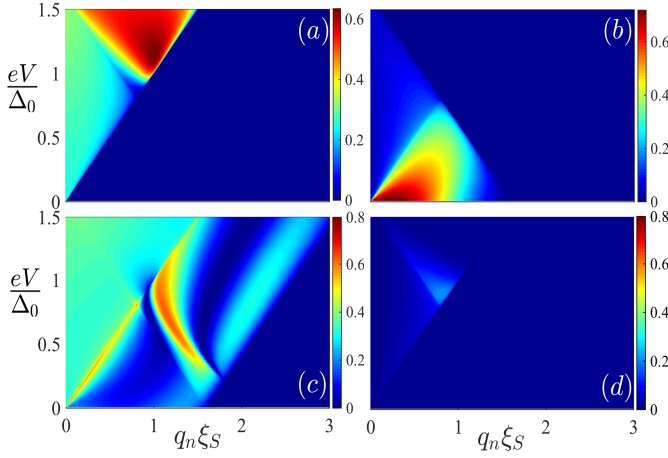


FIG. 2: (a) Spin-reversed cotunneling probability $|t_e^\downarrow|^2$, (b) Anomalous crossed Andreev reflection probability $|t_h^\uparrow|^2$, (c) Conventional cotunneling $|t_e^\uparrow|^2$, (d) Usual CAR $|t_h^\downarrow|^2$. The probabilities are plotted vs the transverse component of wavevector q_n and voltage bias across the junction eV . We set $\mu^{F_l} = \mu^{F_r} = h_l = h_r = 0.8\Delta_0$, $\mu^{\text{RSO}} = 2.6\Delta_0$, $\lambda = \Delta_0$, $L_{\text{RSO}} = 0.5\xi_S$, $L_S = 0.4\xi_S$.

and coherence length $\xi_S \sim 10\text{nm}$, the chemical potentials, magnetization strengths, and the RSO intensity are $\mu^{F_l} = \mu^{F_r} = h_l = h_r = 0.824\text{meV}$, $\mu^{\text{RSO}} = 2.68\text{meV}$, $\lambda = 1.03\text{meV}$, respectively [57, 58], and $L_S = 4\text{nm}$, $L_{\text{RSO}} = 5\text{nm}$. We see that the anomalous CAR has a finite amplitude and its maximum is well isolated from the other transmission channels in the parameter space. Therefore, by tuning the local Fermi levels the system can reside in a regime that allows for a strong signal of the anomalous CAR. According to Fig. 2 this regime is accessible at low voltages $eV \ll \Delta_0$. The eigenvalues Eqs. (3) determine the propagation critical angles of moving particles through the junction. By considering the conservation of transverse component of wavevector throughout the system, we obtain the following critical angles [60]:

$$\alpha_{e,\downarrow}^c = \arcsin \left| \frac{\varepsilon + \mu^{F_r} - h_r}{\varepsilon + \mu^{F_l} + h_l} \right|, \quad (6a)$$

$$\alpha_{h,\downarrow}^c = \arcsin \left| \frac{\varepsilon - \mu^{F_r} + h_r}{\varepsilon + \mu^{F_l} + h_l} \right|, \quad (6b)$$

$$\alpha_{e,\uparrow}^c = \arcsin \left| \frac{\varepsilon + \mu^{F_r} + h_r}{\varepsilon + \mu^{F_l} + h_l} \right|, \quad (6c)$$

$$\alpha_{h,\uparrow}^c = \arcsin \left| \frac{\varepsilon - \mu^{F_r} - h_r}{\varepsilon + \mu^{F_l} + h_l} \right|. \quad (6d)$$

These critical angles are useful in calibrating the device properly for a regime of interest. For the spin-reversed cotunneling, the critical angle is denoted by $\alpha_{e,\downarrow}^c$ while for the conventional CAR we show this quantity by $\alpha_{h,\downarrow}^c$. Hence, to filter out these two transmission channels, we set $\mu^{F_r} = h_r$ and choose a representative value $0.8\Delta_0$. In

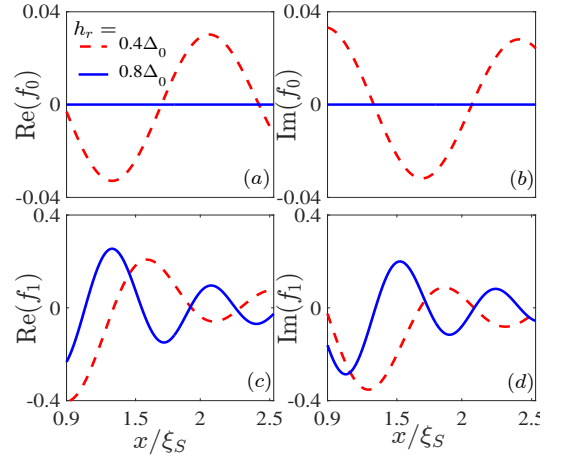


FIG. 3: (a)-(d) real and imaginary parts of opposite spin f_0 and equal spin pairings f_1 within the F_r region $x \geq L_{\text{RSO}} + L_S$ at weak voltages $eV \ll \Delta_0$. The parameter values are the same as those of Fig. 2 except we now compare two cases where $\mu^{F_l} = \mu^{F_r} = h_l = h_r = 0.8\Delta_0$ and $h_r = 0.4\Delta_0, 0.8\Delta_0$.

this regime, we see that $\alpha_{e(h),\downarrow}^c \rightarrow 0$ at low energies i.e. $\mu^{F_r}, h_r, \Delta \gg \varepsilon \rightarrow 0$ and thus, the corresponding transmissions are eliminated. This is clearly seen in Figs. 2(a) and 2(d) at $eV \ll \Delta_0$. At the same time, the critical angles to the propagation of conventional electron cotunneling and anomalous crossed Andreev reflection reach near their maximum values $\alpha_{e(h),\uparrow}^c \rightarrow \pi/2$ consistent with Figs. 2(b) and 2(c). We have analyzed the reflection and transmission processes using a bandstructure plot, presented in appendix, that can provide more sense on how a particle is scattered in this regime.

To gain better insights into the anomalous CAR, we calculate the opposite (f_0) and equal (f_1) spin pair correlations in the F_r region [32, 35]:

$$f_0(x, t) = +\frac{1}{2} \sum_{\beta} \xi(t) [u_{\beta,K}^{\uparrow} v_{\beta,K'}^{\downarrow*} + u_{\beta,K'}^{\uparrow} v_{\beta,K}^{\downarrow*} - u_{\beta,K}^{\downarrow} v_{\beta,K'}^{\uparrow*} - u_{\beta,K'}^{\downarrow} v_{\beta,K}^{\uparrow*}], \quad (7a)$$

$$f_1(x, t) = -\frac{1}{2} \sum_{\beta} \xi(t) [u_{\beta,K}^{\uparrow} v_{\beta,K'}^{\uparrow*} + u_{\beta,K'}^{\uparrow} v_{\beta,K}^{\uparrow*} + u_{\beta,K}^{\downarrow} v_{\beta,K'}^{\downarrow*} + u_{\beta,K'}^{\downarrow} v_{\beta,K}^{\downarrow*}], \quad (7b)$$

where K and K' denote different valleys and β stands for A and B sub-lattices [35, 60]. Here, $\xi(t) = \cos(\varepsilon t) - i \sin(\varepsilon t) \tanh(\varepsilon/2T)$ and t is the relative time in the Heisenberg picture and T is the temperature of the system [32, 35]. Figure 3 shows the real and imaginary parts of opposite and equal spin pairings in the F_r region, extended from $x = L_{\text{RSO}} + L_S$ to infinity, at $eV \ll \Delta_0$. For the set of parameters corresponding to Fig. 2, we see that f_0 pair correlation is vanishingly small, while the equal spin triplet pair correlation f_1 has a finite amplitude. We also plot these correlations for a different

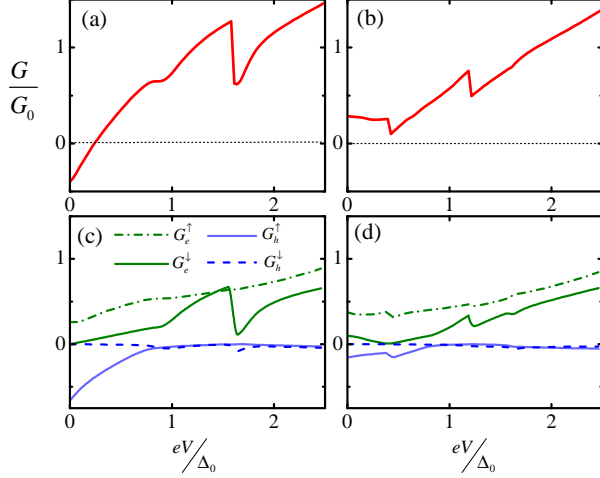


FIG. 4: Charge conductance (top panels) and its components (bottom panels). (a) and (c) charge conductance associated with the probabilities presented in Figs. 2 and 3 ($h_r = 0.8\Delta_0$) and its components, respectively. (b) and (d) the same as panels (a) and (c) except we now consider $h_r = 0.4$ (see Fig. 3). The conductance is normalized by $G_0 = G_{\uparrow} + G_{\downarrow}$.

set of parameters where $\mu^{F_l} = \mu^{F_r} = h_l = 0.8\Delta_0$, while $h_r = 0.4\Delta_0$. The opposite spin triplet pairing f_0 is now nonzero too. Therefore, at low voltages and the parameter set of Fig. 2, the nonvanishing triplet correlation is f_1 , which demonstrates the direct link of f_1 and t_h^{\uparrow} . This direct connection can be proven by looking at the total wavefunction in the right F region, Eq. (5), transmission probabilities shown in Fig. 2, and the definition of triplet correlations, Eqs. (7). One can show that when t_e^{\downarrow} and t_h^{\downarrow} vanish, f_0 disappears and f_1 remains nonzero, which offers a spin triplet valve effect.

We calculate the charge conductance through the BTK formalism:

$$G = \int dq_n \sum_{s=\uparrow,\downarrow} G_s (|t_e^s|^2 - |t_h^s|^2), \quad (8)$$

where we define $G_{\uparrow\downarrow} = 2e^2|\varepsilon + \mu_l \pm h_l|W/h\pi$ in which W is the width of the junction. Figures 4(a) and 4(b) exhibit the charge conductance as a function of bias voltage eV across the junction at $h_r = 0.8\Delta_0$ and $0.4\Delta_0$, while the other parameters are set the same as those of Figs. 2 and 3. As seen, the charge conductance is negative at low voltages when $h_r = 0.8\Delta_0$, whereas this quantity becomes positive for $h_r = 0.4\Delta_0$. To gain better insights, we separate the charge conductance into $G_{e,h}^{\uparrow(\downarrow)}$, corresponding to the transmission coefficients $t_{e,h}^{\uparrow(\downarrow)}$ used in Eq. (8). Figures 4(c) and 4(d) illustrate the contribution of different transmission coefficients into the conductance. We see in Fig. 4(c) that G_h^{\uparrow} dominates

the other components and makes the conductance negative. As discussed earlier, this component corresponds to the anomalous CAR which is linked to the equal spin triplet pairing, Fig. 3. This component however suppresses when $h_r = 0.4\Delta_0$ so that the other contributions dominate, and therefore the conductance is positive for all energies. Hence, the nonlocal anomalous Andreev reflection found in this work can be revealed in a charge conductance spectroscopy. There are also abrupt changes in the conductance curves that can be fully understood by analyzing the band structure. We present such an analysis in appendix.

In line with the theoretical works summarized in Ref. 60, we have neglected spin-dependent and -independent impurities and disorders as well as substrate and interface effects in our calculations [62–64]. Nonetheless, a recent experiment has shown that such a regime is accessible with today's equipments [66]. Moreover, the same assumptions have already resulted in fundamentally important predictions such as the Specular Andreev reflection [60] that recently was observed in experiment [65]. The experimentally measured mean free path of moving particles in a monolayer graphene deposited on top of a hexagonal boron nitride substrate is around $\ell \sim 140\text{nm}$ [67]. The coherence length of induced superconductivity into a monolayer graphene using a Nb superconductor was reported as $\xi_S \sim 10\text{nm}$ [66]. In this situation, where $\ell \gg \xi_S$, the Andreev mechanism is experimentally relevant. On the other hand, it has been demonstrated that the equal-spin pairings discussed here are long-range and can survive even in systems with numerous strong spin-independent scattering resources [41–43]. Therefore, as far as the Andreev mechanism is a relevant scenario in a graphene-based F-RSO-S-F device containing spin-independent scattering resources, i.e. $\ell \gg \xi_S$, we expect that the negative conductance explored in this paper is experimentally accessible.

In conclusion, motivated by recent experimental achievements in the induction of spin orbit coupling into a graphene layer [57, 58], we have theoretically studied quantum transport properties of a graphene based ferromagnet-RSOC-superconductor-ferromagnet junction. Our results reveal that by manipulating the Fermi level in each segment, one can create a dominated anomalous crossed Andreev reflection. We calculate the charge conductance of the system in this regime and show that this phenomenon results in negative charge conductance at low voltages. By calculating various pairing correlations, we demonstrate a direct link between the appearance of anomalous CAR and equal spin triplet correlations. Our findings suggest that a conductance spectroscopy of such a junction can detect the signatures of the anomalous CAR and entanglement of equal spin superconducting triplet pairings in hybrid structures.

Acknowledgments- We are grateful to M. Salehi for

valuable and helpful discussions. M.A. also thanks K. Halterman for useful conversations.

APPENDIX

WAVEFUNCTIONS AND CRITICAL ANGLES

The eigenfunctions in the F regions can be expressed by:

$$\begin{aligned} \psi_{e,\uparrow}^{F,\pm}(x) &= \left(\mathbf{0}^2, 1, \pm e^{\pm i\alpha_{\uparrow}^e}, \mathbf{0}^4 \right)^T e^{\pm i k_{x,\uparrow}^{F,e} x}, & \psi_{e,\downarrow}^{F,\pm}(x) &= \left(1, \pm e^{\pm i\alpha_{\downarrow}^e}, \mathbf{0}^2, \mathbf{0}^4 \right)^T e^{\pm i k_{x,\downarrow}^{F,e} x}, \\ \psi_{h,\uparrow}^{F,\pm}(x) &= \left(\mathbf{0}^4, 1, \mp e^{\pm i\alpha_{\uparrow}^h}, \mathbf{0}^2 \right)^T e^{\pm i k_{x,\uparrow}^{F,h} x}, & \psi_{h,\downarrow}^{F,\pm}(x) &= \left(\mathbf{0}^4, \mathbf{0}^2, 1, \mp e^{\pm i\alpha_{\downarrow}^h} \right)^T e^{\pm i k_{x,\downarrow}^{F,h} x}, \end{aligned} \quad (9)$$

where $\mathbf{0}^n$ is a $1 \times n$ zero matrix and \mathbf{T} is a transpose operator. The junction width W is assumed wide enough so that the y component of wavevector $k_y \equiv q_n$ is conserved and we factor out the corresponding multiplication i.e. $\exp(iq_n y)$. The $\alpha_{\uparrow,(\downarrow)}^{e(h)} = \arctan(q_n/k_{x,\uparrow,(\downarrow)}^{F,e(h)})$ variables are the propagation angles for electron and hole excitations with a given spin orientation. The x component of wavevectors are not conserved upon scattering and is given by $\hbar v_F k_{x,\uparrow\downarrow}^{F,e} = (\varepsilon + \mu^F \pm h) \cos \alpha_{\uparrow\downarrow}^e$ and $\hbar v_F k_{x,\uparrow\downarrow}^{F,h} = (\varepsilon - \mu^F \mp h) \cos \alpha_{\uparrow\downarrow}^h$. The wavefunctions are not propagating for larger values of q_n than a critical value q^c . The critical values for electrons and holes with spin-up/-down are $q_{e,\uparrow\downarrow}^c = |\varepsilon + \mu^F \pm h|/\hbar v_F$ and $q_{h,\uparrow\downarrow}^c = |\varepsilon - \mu^F \mp h|/\hbar v_F$.

The energy spectrum in the RSO region is gapless with a splitting of magnitude 2λ between its subbands. The eigenfunctions in the RSO part are:

$$\begin{aligned} \psi_{e,\eta=+1}^{\text{RSO},\pm}(x) &= \left(\mp i f_+^e e^{\mp i\theta_+^e}, -i, 1, \pm f_+^e e^{\pm i\theta_+^e}, \mathbf{0}^4 \right)^T e^{\pm i k_{x,+}^{\text{RSO},e} x}, \\ \psi_{e,\eta=-1}^{\text{RSO},\pm}(x) &= \left(\pm f_-^e e^{\mp i\theta_-^e}, 1, -i, \mp i f_-^e e^{\pm i\theta_-^e}, \mathbf{0}^4 \right)^T e^{\pm i k_{x,-}^{\text{RSO},e} x}, \\ \psi_{h,\eta=+1}^{\text{RSO},\pm}(x) &= \left(\mathbf{0}^4, \mp i f_+^h e^{\mp i\theta_+^h}, -i, 1, \pm f_+^h e^{\pm i\theta_+^h} \right)^T e^{\pm i k_{x,+}^{\text{RSO},h} x}, \\ \psi_{h,\eta=-1}^{\text{RSO},\pm}(x) &= \left(\mathbf{0}^4, \pm f_-^h e^{\mp i\theta_-^h}, 1, -i, \mp i f_-^h e^{\pm i\theta_-^h} \right)^T e^{\pm i k_{x,-}^{\text{RSO},h} x} \end{aligned} \quad (10)$$

the x component of wavevectors are given by $\hbar v_F k_{x,\eta}^{\text{RSO},e(h)} = (\mu^{\text{RSO}} + (-)\varepsilon) f_{\eta}^{e(h)} \cos \theta_{\eta}^{e(h)}$ in which $f_{\eta}^{e(h)} = \sqrt{1 + 2\eta\lambda(\mu^{\text{RSO}} + (-)\varepsilon)^{-1}}$ and $\theta_{\eta}^{e(h)} = \arctan(q_n/k_{x,\eta}^{\text{RSO},e(h)})$. Here $\theta_{\eta}^{e(h)}$ are the electron and hole propagation angles in the RSO region.

The wavefunctions in the superconductor part within the heavily doped regime are given by:

$$\begin{aligned} \psi_{e,1}^{S,\pm}(x) &= \left(e^{+i\beta}, \pm e^{+i\beta}, \mathbf{0}^2, e^{-i\phi}, \pm e^{-i\phi}, \mathbf{0}^2 \right)^T e^{\pm i k_x^{S,e} x}, & \psi_{e,2}^{S,\pm}(x) &= \left(\mathbf{0}^2, e^{+i\beta}, \pm e^{+i\beta}, \mathbf{0}^2, e^{-i\phi}, \pm e^{-i\phi} \right)^T e^{\pm i k_x^{S,e} x}, \\ \psi_{h,1}^{S,\pm}(x) &= \left(e^{-i\beta}, \mp e^{-i\beta}, \mathbf{0}^2, e^{-i\phi}, \mp e^{-i\phi}, \mathbf{0}^2 \right)^T e^{\pm i k_x^{S,h} x}, & \psi_{h,2}^{S,\pm}(x) &= \left(\mathbf{0}^2, e^{-i\beta}, \mp e^{-i\beta}, \mathbf{0}^2, e^{-i\phi}, \mp e^{-i\phi} \right)^T e^{\pm i k_x^{S,h} x} \end{aligned} \quad (11)$$

in which

$$\beta = \begin{cases} + \arccos(\varepsilon/\Delta) & \varepsilon \leq \Delta \\ -i \operatorname{arccosh}(\varepsilon/\Delta) & \varepsilon \geq \Delta \end{cases}, \quad (12)$$

and the macroscopic phase of superconductor is shown by ϕ . Nonetheless, the phase of a single superconductor plays no role in the quantum transport and we therefore set it zero in our calculations.

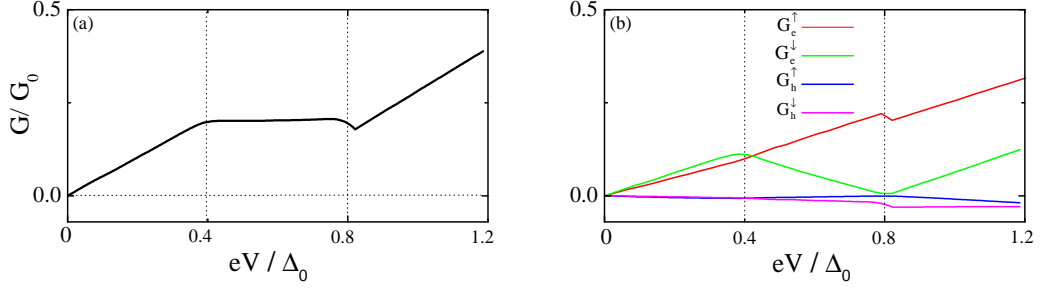


FIG. 5: Charge conductance G/G_0 (a) and its constituting components (b), the same as Fig. 4 in the main text, as a function of voltage bias eV applied across the junction. Here, we set $\mu^{Fr} = \mu^{Fl} = 0$, $\mu^{\text{RSO}} = 2.6\Delta_0$, $\lambda = \Delta_0$, $L_{\text{RSO}} = 0.5\xi_S$, $L_S = 0.4\xi_S$, $h_l = 0$, and $h_r = 0.8\Delta_0$.

BANDSTRUCTURE DISCUSSIONS

In order to determine the origins of the abrupt changes and nonmonotonic behaviors seen in the charge conductance of Fig. 4 in the main text, we start with a simplified set of parameters where $\mu^{Fr} = \mu^{Fl} = 0$, $h_l = 0$, and $h_r = 0.8\Delta_0$. The other parameters are set identical to those of used in Fig. 4 i.e. $\mu^{\text{RSO}} = 2.6\Delta_0$, $\lambda = \Delta_0$, $L_{\text{RSO}} = 0.5\xi_S$, and $L_S = 0.4\xi_S$. The charge conductance in this regime is shown in Fig. 5(a) and its constituting components are plotted in Fig. 5(b). The charge conductance is symmetric with respect to $eV = 0$ and therefore we restrict our plots to $eV > 0$. We see that the charge conductance shows two abrupt changes at $eV = 0.4\Delta_0$ and $0.8\Delta_0$. As seen from Fig. 5(b), the first abrupt change is caused by G_e^\downarrow component while the second abrupt change at $eV = 0.8\Delta_0$ is originated from nonzero components at this voltage bias i.e. G_e^\uparrow and G_h^\downarrow . To illustrate the physical origins and corresponding processes resulting in these abrupt changes we present the bandstructure analyses of the system in Fig. 6. The low-energy bandstructure of each region is plotted and particles/holes are shown by solid circles/circles. The inclusion of the particles/holes symbols in Figs. 6 and 7 helps to easily follow scattering processes during the quantum transport across the F-RSO-S-F junction. The horizontal solid line shows the Fermi level and since we set $h_l = 0$, the spin-up and -down subbands are degenerated in the left region. An incident particle with spin-up and energy ε (marked by A) can reflect back as a particle with spin-up (B) or -down (D) or hole with spin-up (C) or -down (E). It also can transmit into the right F region through processes marked by F-I i.e. particles and holes with up and down spins. In the right region we set $h_r = 0.8\Delta_0$ that causes the energy splitting of spin-up and -down subbands. Let us first consider the scattering process that occurs through G_e^\downarrow channel (the green curve in Fig. 5(b)). The density of states (DOS) in the left F region and the available DOS of relevant subband in the right ferromagnetic region determine the transmission probability through that specific subband. The DOS within the left region in the absence of magnetization is given by $N^{Fl} = 2|\varepsilon|/\pi\hbar^2v_F^2$ while in the right region for the spin-down subband is $N_{\downarrow}^{Fr} = 2|\varepsilon - h_r|/\pi\hbar^2v_F^2$. We clearly see that by increasing eV , N^{Fr} linearly increases whereas N_{\downarrow}^{Fr} decreases with an offset equal to h_r . The two DOSs are equal at $h_r/2$ where the transmission through the spin-down subband is maximal. From Fig. 6(b) it is apparent that conductance through G_e^\downarrow channel reaches an extremum at $eV = h_r/2 = 0.4\Delta_0$ which is fully consistent with the available DOS discussion. Further increase in eV causes the dominance of N_{\downarrow}^{Fr} , which vanishes at $eV = h_r = 0.8\Delta_0$ and results in closing G_e^\downarrow channel. When the voltage bias crosses one of the Dirac cones belonging to each subband, since the DOS of this specific subband vanishes at the Dirac point, the components of the conductance feel this zero DOS. This vanishing DOS is seen as an abrupt change in the components of conductance, depending on their own available DOS, and thus the total conductance itself. Within the regime we considered, the N_{\downarrow}^{Fr} vanishes at $eV = h_r = 0.8\Delta_0$ where we see that the charge conductance Fig. 6(a) and its nonvanishing components Fig. 6(b) show an abrupt change. We note that similar analyses with identical conclusions can be made by considering the critical values and limitations on the propagating angles given by the transverse component of momentum q^c in the right and left F regions. It is worth mentioning that the crossing of Dirac points, thus no (or less) available states for quantum transport through the junction, and the appearance of abrupt changes in conductance were also found in simple graphene-based normal-superconductor junctions [60]

Switching $h_l \neq 0$, one more abrupt change appears in the charge conductance (not shown). This abrupt change can be also understood by considering this fact that the magnetism within the left region lifts the degeneracy of spin-up and -down subbands. Therefore, by varying the voltage bias, at $eV = \pm h_l$ the DOS of spin-down particles vanishes (the voltage bias reaches a Dirac point). This analysis extends to situations where μ^{Fr} and μ^{Fl} are nonzero.

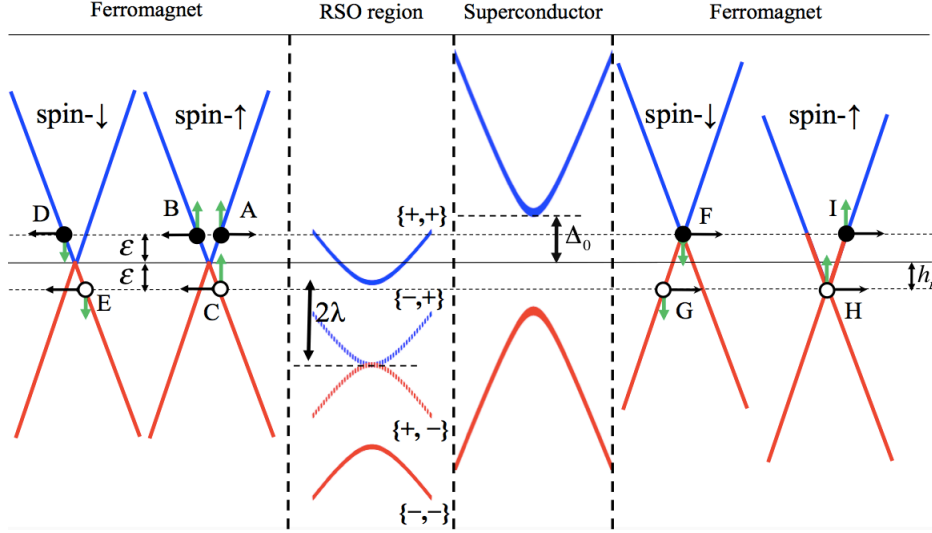


FIG. 6: Low energy band structure in each region. In the left region, spin-up and -down subbands are degenerated since $\mu^{F_l} = h_l = 0$ while particles in the right F region belong to different subbands (spin- \uparrow (\downarrow)) so that the spin-down particles are minority spin spines (magnetization is orientated along the z axis). In the RSOC region, there are two subbands splitted by 2λ , the strength of the RSOC, where the spin of excitations is locked to the direction of their momentum. In the superconductor segment, we consider a large doping so that the excitations above the superconducting gap Δ_0 is described by a parabolic dispersion. The particle excitations are denoted by solid circles while the holes are shown by circles. Also their horizontal arrows represent propagation directions whereas the vertical arrows are their spin directions. The vertical axis is the energy of excitations (ε) while the horizontal one is their momentum (\mathbf{k}). We introduce labels A-I to describe the scattering processes.

To perform such analysis in the presence of nonzero chemical potentials, one needs to carefully account for these quantities and determine how the bandstructures change. We now proceed to analyze this more complicated case we employed in the main text.

Figure 7 illustrates the low-energy bandstructures in different regions of the ferromagnet-RSOC-superconductor-ferromagnet junction with nonzero $\mu^{F_l}, \mu^{F_r}, h_l$, and h_r similar to Fig. 4 in the main text. We here consider those parameters of Fig. 1 in the main text so that the anomalous CAR dominates i.e. $\varepsilon \ll \mu^{F_r}, h_r, \Delta$ and $\mu^{F_r} = \mu^{F_l} = h_r = h_l$. In the F regions, the magnetization splits the band structure into two subbands for spin-up and -down excitations. We mark these subbands by spin- $\uparrow\downarrow$. In the RSOC region, the spin and pseudo-spin are coupled so that the spin-momentum locked bands are splitted and we mark them by $\{\pm, \pm\}$ that refer to those \pm appear in the eigenvalues, Eq. (3) of the main text. The superconductor region is assumed doped with a gap Δ_0 in the energy spectrum. The same as Fig. 6, the solid circles represent particles while holes are shown by circles. An incident particle with spin-up (A) can reflect back as an electron with the same spin direction through process B with amplitude r_N^\downarrow , with flipped spin direction r_N^\downarrow (D), either as a hole with usual spin direction (E) with amplitude r_A^\downarrow or an anomalous Andreev reflection (C) r_A^\uparrow . The incident spin-up particle (A) can also enter the right ferromagnet as a spin-up electron t_e^\uparrow (I), spin-down electron t_e^\downarrow (F), usual crossed Andreev reflection t_h^\downarrow (G), and anomalous crossed Andreev reflection t_h^\uparrow (H). As seen, because μ is set equal to h in both sides, the allowed transmission is t_h^\uparrow which is consistent with the propagation critical angles Eqs. (6) given in the main text and the DOS analysis discussed above.

The abrupt changes in the charge conductance occur when a hole passes from the valance band into the conduction band. In other words, as discussed earlier, when the voltage bias crosses a Dirac point, the corresponding DOS approaches zero and therefore, an abrupt change appears. In the latter set of parameters we considered, one can introduce three regimes:

$$\begin{cases} i, & 0 \leq \varepsilon \leq |\mu^{F_r} - h_r| \\ ii, & |\mu^{F_r} - h_r| \leq \varepsilon \leq |\mu^{F_r} + h_r| \\ iii, & |\mu^{F_r} + h_r| \leq \varepsilon \end{cases} \quad (13)$$

In regime i , an incident spin-up electron can be crossed Andreev reflected with spin-up and -down in the conduction and valance bands, respectively. By increasing the voltage bias eV , in regime ii , spin-up crossed Andreev reflected

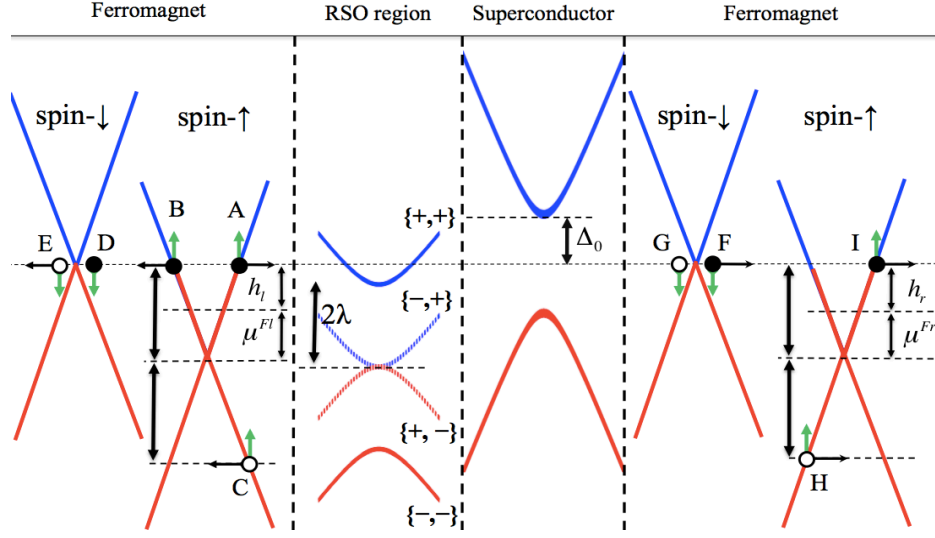


FIG. 7: Low energy band structure in each region. In the F regions, spin-up and -down particles belong to different subbands (spin- \uparrow (\downarrow)) so that the spin-down particles are minority spin species (magnetization is orientated along the z axis). In the RSO region, there are two subbands split by 2λ , the strength of the RSOC, where the spin of excitations is locked to the direction of their momentum. In the superconductor segment, we consider a large doping so that the excitations above the superconducting gap Δ_0 is described by a parabolic dispersion. The particle excitations are denoted by solid circles while the holes are shown by circles. Also their horizontal arrows represent propagation directions whereas the vertical arrows are their spin directions. The vertical axis is the energy of excitations (ε) while the horizontal one is their momentum (\mathbf{k}). We introduce labels A-I to describe the scattering processes.

hole remains in the conduction band while the hole with spin-down moves into the valance band. In this case, we expect an abrupt change in the charge conductance because eV crosses a Dirac point with zero DOS. It is worth mentioning that, if the crossed Andreev reflected hole resides in the conduction band, the reflection is of the retro type whereas if the crossed Andreev reflected hole passes through the valance band, the reflection is of the specular type. In other words, crossed Andreev reflected holes with different spins move in different directions. In regime *iii*, both crossed Andreev reflected holes with spin-up and -down reside in the valance band. Therefore, one more abrupt change in the charge conductance occurs when passing to this regime and a Dirac point with zero DOS exists at $|\mu^{F_r} + h_r|$. Considering the parameters of Fig. 4(a), $\mu^{F_r} = h_r$, the three regimes described above reduce to two regimes that are separated at $|\mu^{F_r} + h_r| = 1.6\Delta_0$ where an abrupt change can be seen. Figure 4(b) shows two abrupt changes because $|\mu^{F_r} - h_r| = 0.4\Delta_0$ and therefore a hole excitation experiences the three mentioned regimes above. One abrupt change appears at $|\mu^{F_r} - h_r| = 0.4\Delta_0$ and the other at $|\mu^{F_r} + h_r| = 1.2\Delta_0$.

[1] D. Pekker and C. M. Varma, *Amplitude/Higgs modes in condensed matter physics* *Ann. Rev. Cond. Matt.* **6**, 269 (2015).
[2] C. W. J. Beenakker, *Search for Majorana fermions in superconductors*, *Ann. Rev. Cond. Matt.* **4**, 113 (2013).
[3] C. Nayak, S. H. Simon, A. Stern, M. Freedman, and S. Das Sarma, *Non-Abelian anyons and topological quantum computation*, *Rev. Mod. Phys.* **80**, 1083 (2008).
[4] M. Eschrig, *Spin-polarized supercurrents for spintronics: a review of current progress* *Rep. Prog. Phys.* **78**, 104501 (2015).

[5] A. Aspect, J. Dalibard, and G. Roger, *Experimental test of Bell's inequalities using time-varying analyzers*, *Phys. Rev. Lett.* **49**, 1804 (1982).
[6] A. Steane, *Quantum computing*, *Rep. Prog. Phys.* **61**, 117 (1998).
[7] G. B. Lesovik, Th. Martin and G. Blatter, *Electronic entanglement in the vicinity of a superconductor*, *Phys. J. B* **24**, 287 (2001).
[8] J. M. Raimond, M. Brune, and S. Haroche, *Manipulating quantum entanglement with atoms and photons in a cavity*, *Rev. Mod. Phys.* **73**, 565 (2001).
[9] J. Bardeen, L. N. Cooper, and J. R. Schrieffer, *Theory of Superconductivity*, *Phys. Rev.* **108**, 1175 (1957).
[10] J. M. Byers and M. E. Flatte, *Probing Spatial Correlations with Nanoscale Two-Contact Tunneling*, *Phys. Rev. Lett.* **74**, 306 (1995);
[11] G. Deutscher and D. Feinberg, *Coupling superconducting-ferromagnetic point contacts by Andreev reflections*,

- Appl. Phys. Lett. **76**, 487 (2000).
- [12] P. Recher, E.V. Sukhorukov, and D. Loss, *Andreev tunneling, Coulomb blockade, and resonant transport of non-local spin-entangled electrons*, *Phys. Rev. B* **63**, 165314 (2001).
 - [13] D. Beckmann, H.B. Weber, H. Lhneysen, *Evidence for crossed Andreev reflection in superconductor-ferromagnet hybrid structures*, *Phys. Rev. Lett.* **93**, 197003 (2004).
 - [14] L. Hofstetter, S. Csonka, J. Nygard, and C. Schonenberger, *Cooper pair splitter realized in a two-quantum-dot Y-junction*, *Nature* **461**, 960 (2009).
 - [15] L. G. Herrmann, F. Portier, P. Roche, A. Levy Yeyati, T. Kontos, and C. Strunk, *Carbon nanotubes as Cooper-pair beam splitters*, *Phys. Rev. Lett.* **104**, 026801 (2010).
 - [16] L. Hofstetter, S. Csonka, A. Baumgartner, G. FLP, S. d'Hollosy, J. Nygrd, and C. Schonenberger, *Finite-Bias Cooper Pair Splitting*, *Phys. Rev. Lett.* **107**, 136801 (2011).
 - [17] G. FLP, S. d'Hollosy, A. Baumgartner, P. Makk, V. A. Guzenko, M. H. Madsen, J. Nygrd, C. Schonenberger, and S. Csonka, *Local electrical tuning of the nonlocal signals in a Cooper pair splitter*, *Phys. Rev. B* **90**, 235412 (2014).
 - [18] N.M. Chitchev, I.S. Burmistrov, *Andreev conductance of a domain wall*, *Phys. Rev. B* **68**, 140501(R) (2003).
 - [19] M.S. Kalenkov, A.D. Zaikin, *Nonlocal Andreev reflection at high transmissions*, *Phys. Rev. B* **75**, 172503 (2007).
 - [20] G. Bignon, M. Houzet, F. Pistolesi, and F. W. J. Hekking, *Current-current correlations in hybrid superconducting and normal-metal multiterminal structures*, *Europhys. Lett.* **67**, 110 (2004) ; R. Mlin, C. Benjamin, and T. Martin, *Positive cross correlations of noise in superconducting hybrid structures: Roles of interfaces and interactions*, *Phys. Rev. B* **77**, 094512 (2008).
 - [21] E. Amitai, R.P. Tiwari, S. Walter, T.L. Schmidt, and S.E. Nigg, *Non local quantum state engineering with the Cooper pair splitter beyond the Coulomb blockade regime*, *Phys. Rev. B* **93**, 075421 (2015).
 - [22] S. Walter, J.C. Budich, J. Eisert, B. Trauzettel, *Entanglement of nanoelectromechanical oscillators by Cooper-pair tunneling*, *Phys. Rev. B* **88**, 035441 (2013).
 - [23] H. Cheraghchi, H. Esmailzadeh, and A. G. Moghaddam, *Superconducting electron and hole lenses*, *Phys. Rev. B* **93**, 214508 (2016).
 - [24] G. C. Paul, A. Saha, *Quantum charge pumping through resonant crossed Andreev reflection in superconducting hybrid junction of Silicene*, *Phys. Rev. B* **95**, 045420 (2017).
 - [25] J. Linder, M. Zareyan, and A. Sudb, *Spin-switch effect from crossed Andreev reflection in superconducting graphene spin valves*, *Phys. Rev. B* **80**, 014513 (2009).
 - [26] R. Hussein, L. Jaurigue, M. Governale, and A. Braggio, *Double quantum dot Cooper-pair splitter at finite couplings*, *Phys. Rev. B* **94**, 235134 (2016).
 - [27] G.-H. Lee, H.-J. Lee, *Proximity coupling in superconductor - graphene heterostructures*, [arXiv:1709.09335](https://arxiv.org/abs/1709.09335).
 - [28] J. Cayssol, *Crossed Andreev reflection in a graphene bipolar transistor*, *Phys. Rev. Lett.* **100**, 147001 (2008).
 - [29] A.I. Buzdin, *Proximity effects in superconductor-ferromagnet heterostructures*, *Rev. Mod. Phys.* **77**, 935-936 (2005).
 - [30] F.S. Bergeret, A.F. Volkov, and K.B. Efetov, *Odd triplet superconductivity and related phenomena in superconductor-ferromagnet structures*, *Rev. Mod. Phys.* **77**, 1321 (2005).
 - [31] R.S. Keizer, S.T.B. Goennenwein, T.M. Klapwijk, G. Miao, G. Xiao and A. Gupta, *A spin triplet supercurrent through the half-metallic ferromagnet CrO₂*, *Nature* **439**, 825 (2006).
 - [32] K. Halterman, P.H. Barsic, and O.T. Valls, *Odd Triplet Pairing in Clean Superconductor/Ferromagnet Heterostructures*, *Phys. Rev. Lett.* **99**, 127002 (2007).
 - [33] M. G. Blamire and J. W. A. Robinson, *The interface between superconductivity and magnetism: understanding and device prospects*, *J. Phys.: Cond. Matt.* **26**, 453201 (2014).
 - [34] Y.N. Khaydukov, G.A. Ovsyannikov, A.E. Sheyerman, K.Y. Constantinian, L. Mustafa, T. Keller, M.A. Uribe-Laverde, Yu.V. Kisilinskii, A.V. Shadrin, A. Kalabukhov, B. Keimer, D. Winkler, *Evidence for spin-triplet superconducting correlations in metal-oxide heterostructures with noncollinear magnetization*, *Phys. Rev. B* **90**, 035130 (2014).
 - [35] K. Halterman, O. T. Valls, and M. Alidoust, *Spin-controlled superconductivity and tunable triplet correlations in graphene nanostructures* *Phys. Rev. Lett.* **111**, 046602 (2013).
 - [36] A. Moor, A.F. Volkov, K.B. Efetov, *Nematic versus ferromagnetic spin filtering of triplet Cooper pairs in superconducting spintronics*, *Phys. Rev. B* **92**, 180506(R) (2015).
 - [37] J.W.A. Robinson, J.D.S. Witt and M.G. Blamire, *Controlled injection of spin-triplet supercurrents into a strong ferromagnet*, *Science*, **329**, 5987 (2010).
 - [38] M. Alidoust, J. Linder, *Spin-triplet supercurrent through inhomogeneous ferromagnetic trilayers*, *Phys. Rev. B* **82**, 224504 (2010).
 - [39] T. E. Baker, A. Richie-Halford, A. Bill, *Long Range Triplet Josephson Current and 0π Transition in Tunable Domain Walls*, *New J. Phys.* **16**, 093048 (2014).
 - [40] M.G. Flokstra, N. Satchell, J. Kim, G. Burnell, P. J. Curran, S. J. Bending, J. F. K. Cooper, C. J. Kinane, S. Langridge, A. Isidori, N. Pugach, M. Eschrig, H. Luetkens, A. Suter, T. Prokscha, and S. L. Lee, *Remotely induced magnetism in a normal metal using a superconducting spin-valve*, *Nat. Phys.* **12**, 57 (2016).
 - [41] F.S. Bergeret, I.V. Tokatly, *Spin-orbit coupling as a source of long-range triplet proximity effect in superconductor-ferromagnet hybrid structures*, *Phys. Rev. B* **89**, 134517 (2014).
 - [42] M. Alidoust and K. Halterman, *Spontaneous edge accumulation of spin currents in finite-size two-dimensional diffusive spinorbit coupled SFS heterostructures*, *New J. Phys.* **17**, 033001 (2015).
 - [43] M. Alidoust and K. Halterman, *Long-range spin-triplet correlations and edge spin currents in diffusive spinorbit coupled SNS hybrids with a single spin-active interface*, *J. Phys: Cond. Matt.* **27**, 235301 (2015).
 - [44] Ya. V. Fominov, A. A. Golubov, and M. Yu. Kupriyanov, *superconducting triplet spin valve* *JETP Lett.* **77**, 510 (2003)
 - [45] A. Srivastava, L. A. B. Olde Olthof, A. Di Bernardo, S. Komori, M. Amado, C. Palomares-Garcia, M. Alidoust, K. Halterman, M. G. Blamire, J. W. A. Robinson, *Magnetization-control and transfer of spin-polarized Cooper pairs into a half-metal manganite*, [arXiv:1706.00332](https://arxiv.org/abs/1706.00332).
 - [46] A. Singh, S. Voltan, K. Lahabi, and J. Aarts, *Colossal*

- Proximity Effect in a Superconducting Triplet Spin Valve Based on the Half-Metallic Ferromagnet CrO₂*, *Phys. Rev. X* **5**, 021019 (2015).
- [47] K. Halterman and M. Alidoust, *Half-Metallic Superconducting Triplet Spin Valve*, *Phys. Rev. B* **94**, 064503 (2016).
- [48] Y. Kalcheim, O. Millo, A. Di Bernardo, A. Pal, and J.W.A. Robinson, *Inverse proximity effect at superconductor-ferromagnet interfaces: Evidence for induced triplet pairing in the superconductor*, *Phys. Rev. B* **92**, 060501(R) (2015).
- [49] M. Alidoust, K. Halterman, and O.T. Valls, *Zero Energy Peak and Triplet Correlations in Nanoscale SFF Spin-Valves*, *Phys. Rev. B* **92**, 014508 (2015).
- [50] M. Alidoust, A. Zyuzin, K. Halterman, *Pure Odd Frequency Superconductivity at the Cores of Proximity Vortices*, *Phys. Rev. B* **95**, 045115 (2017).
- [51] L. Kuerten, C. Richter, N. Mohanta, T. Kopp, A. Kampf, J. Mannhart, and H. Boschker, *In-gap states in superconducting LaAlO₃/SrTiO₃ interfaces observed by tunneling spectroscopy*, *Phys. Rev. B* **96**, 014513 (2017).
- [52] C. Visani, Z. Sefrioui, J. Tornos, C. Leon, J. Briatico, M. Bibes, A. Barthelémy, J. Santamaria, and Javier E. Villegas, *Equal-spin Andreev reflection and long-range coherent transport in high-temperature superconductor-half metallic ferromagnet junctions*, *Nature Phys.* **8**, 539 (2012).
- [53] S. Matsuo, K. Ueda, S. Baba, H. Kamata, M. Tateno, J. Shabani, C.J. Palmström, S. Tarucha, *Equal-Spin Andreev Reflection in Junctions of Spin-Resolved Quantum Hall Bulk State and Spin-Singlet Superconductor*, [arXiv:1703.03189](https://arxiv.org/abs/1703.03189).
- [54] R. Beiranvand, H. Hamzeshpour, and M. Alidoust, *Tunable anomalous Andreev reflection and triplet pairings in spin-orbit-coupled graphene*, *Phys. Rev. B* **94**, 125415 (2016).
- [55] M.M. Maska, T. Domanski, *Spin-polarized Andreev tunneling through the Rashba chain*, [arXiv:1706.01468](https://arxiv.org/abs/1706.01468).
- [56] Z.-M. Yu, Y. Liu, Y. Yao, S. A. Yang, *Unconventional pairing induced anomalous transverse shift in Andreev reflection*, [arXiv:1708.06915](https://arxiv.org/abs/1708.06915).
- [57] A. Avsar, J. Y. Tan, T. Taychatanapat, J. Balakrishnan, G.K.W. Koon, Y. Yeo, J. Lahiri, A. Carvalho, A. S. Rodin, E.C.T. O'Farrell, G. Eda, A. H. Castro Neto and B. Ozyilmaz, *Spin orbit proximity effect in graphene*, *Nat. Commun.*, **5**, 4875 (2014).
- [58] Z. Wang, C. Tang, R. Sachs, Y. Barlas, J. Shi, *Proximity-induced ferromagnetism in graphene revealed by the anomalous Hall effect*, *Phys. Rev. Lett* **114**, 016603 (2015).
- [59] H. B. Heersche, P. Jarillo-Herrero, J. B. Oostinga, L. M. K. Vandersypen, and A. F. Morpurgo, *Bipolar supercurrent in graphene*, *Nature* **446**, 56 (2006).
- [60] C.W.J. Beenakker, *Andreev reflection and Klein tunneling in graphene*, *Rev. Mod. Phys.* **80**, 1337 (2008).
- [61] K. Halterman, O. T. Valls, and M. Alidoust, *Characteristic energies, transition temperatures, and switching effects in clean SNS graphene nanostructures*, *Phys. Rev. B* **84**, 064509 (2011).
- [62] C. Ertler, S. Konschuh, M. Gmitra, and J. Fabian, *Electron spin relaxation in graphene: The role of the substrate*, *Phys. Rev. B* **80**, 041405(R) (2009).
- [63] V.K. Dugaev, E.Ya. Sherman, and J. Barnas, *Spin dephasing and pumping in graphene due to random spin-orbit interaction*, *Phys. Rev. B* **83**, 085306 (2011).
- [64] I.M. Vicent, H. Ochoa, and F. Guinea, *Spin relaxation in corrugated graphene*, *Phys. Rev. B* **95**, 195402 (2017).
- [65] D.K. Efetov, L. Wang, C. Handschin, K.B. Efetov, J. Shuang, R. Cava, T. Taniguchi, K. Watanabe, J. Hone, C.R. Dean and P. Kim, *Specular interband Andreev reflections at van der Waals interfaces between graphene and NbSe₂*, *Nature Physics*, **12**, 328 (2016).
- [66] M. Ben Shalom, M. J. Zhu, V. I. Fal'ko, A. Mishchenko, A. V. Kretinin, K. S. Novoselov, C. R. Woods, K. Watanabe, T. Taniguchi, A. K. Geim, J. R. Prance, *Quantum oscillations of the critical current and high-field superconducting proximity in ballistic graphene*, *Nature Phys* **12**, 318 (2016).
- [67] L. Bretheau, J. Wang, R. Pisoni, K. Watanabe, T. Taniguchi, P. Jarillo-Herrero, *Tunnelling Spectroscopy of Andreev States in Graphene*, [arXiv:1703.10655](https://arxiv.org/abs/1703.10655).