

Bayesian Attitude Estimation with the Matrix Fisher Distribution on $SO(3)$

Taeyoung Lee

Abstract—This paper focuses on a stochastic formulation of Bayesian attitude estimation on the special orthogonal group. In particular, an exponential probability density model for random matrices, referred to as the matrix Fisher distribution is used to represent the uncertainties of attitude estimates and measurements in a global fashion. Various stochastic properties of the matrix Fisher distribution are derived on the special orthogonal group, and based on these, two types of intrinsic frameworks for Bayesian attitude estimation are constructed. These avoid complexities or singularities of the attitude estimators developed in terms of quaternions. The proposed approaches are particularly useful to deal with large estimation errors or large uncertainties for complex maneuvers to obtain accurate estimates of the attitude.

I. INTRODUCTION

Attitude estimation has been widely studied with various filtering approaches and assumptions [1]. One of the unique challenges is that the attitude dynamics evolve on a compact, nonlinear manifold, referred to as the special orthogonal group. Attitude is often parameterized by three dimensional coordinates to develop an estimator. However, it is well known that minimal, three-parameter attitude representations, such as Euler-angles or modified Rodriguez parameters, suffer from singularities. They are not suitable for large angle rotational maneuvers, as the type of parameters should be switched in the vicinity of singularities.

Quaternions are another popular choice of attitude representations. There is a wide variety of extended Kalman filters and unscented Kalman filter developed in terms of quaternions for attitude estimation [2], [3], [4]. Quaternions do not exhibit singularities in representing attitude, but as the configuration space of quaternions, namely the three-sphere, double covers the special orthogonal group, there exists ambiguity that a single attitude is represented with two antipodal points on the three-sphere. Furthermore, the covariance defined in terms of quaternions exhibit singularity due to the unit-length constraint. To overcome this, various minimal attitude representations, such as Rodrigues parameters have been used to represent errors in quaternions-based attitude filters [5]. As such, these approaches are not suitable for large estimation errors.

Instead, attitude observers have been designed directly on the special orthogonal group to avoid both singularities of local coordinates and the ambiguity of quaternions. These include

complementary filters [6], a robust filter [7], and a global attitude observer [8]. These approaches construct deterministic attitude observers on the special orthogonal group in an intrinsic fashion, and particularly in [6], [8], asymptotic stability to the true attitude is rigorously shown via Lyapunov stability analysis. They are also robust against fixed gyro bias, and the efficacy of the complementary filter in [6] has been illustrated by various numerical examples and experiments. However, these deterministic approaches should be distinguished from the probabilistic Bayesian attitude estimation problem, considered in this paper, that focuses on estimating the probabilistic distribution of the attitude uncertainty. While it is challenging to show stochastic stability of Bayesian estimators in general, they yield a probability density that completely describes the stochastic properties of the estimated attitude, including the degree of confidence or the level of the knowledge.

While they have been relatively unpopular in engineering communities, probability models and stochastic processes on a manifold have been studied in [9], [10], [11], [12]. In particular, earlier works on attitude estimation on the special orthogonal group include [13], where a probability density function is expressed using noncommutative harmonic analysis [14]. This idea of representing a probability density with harmonic analysis has been applied for uncertainty propagation and attitude estimation [15], [16], [17]. Using noncommutative harmonic analysis, an arbitrary probability density function on a Lie group can be defined globally up to any desired accuracy. Also, the Fokker-Planck equation becomes transformed into ordinary differential equations via harmonic analysis, thereby providing an intrinsic solution for the attitude uncertainty propagation and attitude estimation. However, in practice, computing Fourier transforms on the special orthogonal group is infeasible for realtime implementation, as they involve integration of complicated unitary representations. Also, the order of Fourier transform should be increased as the estimated attitude distribution becomes more concentrated, thereby elevating the computational load as the estimator converges. For example, parallel computing has been applied for attitude uncertainty propagation with noncommutative harmonic analysis [17].

Another notable recent work includes filtering techniques and measurement models developed in terms of exponential coordinates [18], [19], [20], [21]. This is perhaps the most natural approach to develop an estimator formally on an abstract Lie group, while taking advantages of the fact that the Lie algebra is essentially a linear space. The limitation is that the exponential map is a local diffeomorphism around the identity element of the Lie group, and as such, the issue of a

Taeyoung Lee, Mechanical and Aerospace Engineering, George Washington University, Washington DC 20052 tylee@gwu.edu

This research has been supported in part by NSF under the grants CMMI-1243000, CMMI-1335008, and CNS-1337722.

singularity remains.

This paper aims to construct probabilistic Bayesian attitude estimators on the special orthogonal group, while avoiding complexities of harmonic analysis and singularities of exponential coordinates. We use a specific form of the probability density, namely the matrix Fisher distribution [22], [23], to represent uncertainties in the estimates of attitudes. The matrix Fisher distribution is a compact form of an exponential density model developed for random matrices, and the properties of the matrix Fisher distributions have been studied in directional statistics [11], [12]. When applied to the special orthogonal group, the matrix Fisher distribution is defined by 9 parameters, and therefore, it is comparable to the Gaussian distribution in \mathbb{R}^3 that is completely defined by the three dimensional mean, and the six dimensional covariance. The first part of this paper is devoted to deriving various stochastic properties of the matrix Fisher distribution on the special orthogonal group, such as mean, moments and cumulative distributions, to understand the shape of the distribution.

Based on those properties, Bayesian attitude estimators are constructed assuming that the uncertainties in attitude are represented by the matrix Fisher distribution. More explicitly, two types of propagation techniques are proposed. In the first method, an analytic expression is derived for the propagated first moment of the attitude uncertainty, and a propagated matrix Fisher distribution is constructed to match the moment. In the second method, an unscented transform is proposed for the matrix Fisher distribution on the special orthogonal group. For the measurement update step of Bayesian estimator, it is shown that the a posteriori distribution conditioned by arbitrary number of attitude measurements or direction measurements, follows a matrix Fisher distribution under mild assumptions.

Combining the proposed propagation techniques with the measurement update, probabilistic attitude estimators are formulated globally on the special orthogonal group. These completely avoid singularities of attitude representations or covariance arising in other quaternion-based filters, and they are in contrast to deterministic, Luenberg-like attitude observers that do not incorporate uncertainties. The matrix Fisher distribution is rich enough to represent various attitude uncertainties, while avoiding complexities and challenges of non-commutative harmonic analysis in practice. It is also demonstrated that the proposed estimator exhibits excellent convergence properties for challenging cases with large initial estimation errors and large uncertainties.

In short, this paper presents an intrinsic, but practical formulation of stochastic attitude estimation on the special orthogonal group, which is particularly useful for challenging scenarios of large uncertainties and large errors. There is a great potential of applying the proposed matrix Fisher distribution on the special orthogonal group to various other stochastic analysis, such as stochastic optimal control or parameter estimation in attitude dynamics.

This paper is organized as follows. The matrix Fisher distributions on the special orthogonal group and several stochastic properties are introduced at Section II. Two types of attitude estimator are proposed in Section III and IV, respectively, followed by numerical examples and conclusions.

II. MATRIX FISHER DISTRIBUTION ON $SO(3)$

Directional statistics deals with statistics for unit-vectors and rotations in \mathbb{R}^n [11], [12], where various probability distributions on nonlinear compact manifolds are defined, and statistical analysis, such as inference and regressions are formulated in manifolds. In particular, the matrix Fisher distribution (or von Mises-Fisher matrix distribution) is a compact exponential density for random matrices introduced in [22], [23]. Interestingly, most of the prior work on the matrix Fisher distributions in directional statistics are developed for the Stiefel manifold, $V_k(\mathbb{R}^n) = \{X \in \mathbb{R}^{n \times k} \mid XX^T = I_{n \times n}\}$, i.e., the set of k orthonormal vectors in \mathbb{R}^n .

The configuration manifold for the attitude dynamics of a rigid body is the three-dimensional special orthogonal group,

$$SO(3) = \{R \in \mathbb{R}^{3 \times 3} \mid R^T R = I_{3 \times 3}, \det[R] = 1\},$$

where each rotation matrix corresponds the linear transformation of the representation of a vector from the body-fixed frame to the inertial frame. This section focuses on formulating the matrix Fisher distribution on $SO(3)$, and deriving various stochastic properties. These will be utilized in the development of attitude estimators later.

Throughout this paper, the Lie algebra of $SO(3)$ is denoted by $\mathfrak{so}(3) = \{S \in \mathbb{R}^{3 \times 3} \mid S = -S^T\}$. The *hat* map: $\wedge : \mathbb{R}^3 \rightarrow \mathfrak{so}(3)$ is an isometry between $\mathfrak{so}(3)$ and \mathbb{R}^3 defined such that $\hat{x} = -(\hat{x})^T$, and $\hat{x}y = x \times y$ for any $x, y \in \mathbb{R}^3$. The inverse of the hat map is denoted by the *vee* map: $\vee : \mathfrak{so}(3) \rightarrow \mathbb{R}^3$. The two-sphere is the set of unit-vectors in \mathbb{R}^3 , i.e., $S^2 = \{q \in \mathbb{R}^3 \mid \|q\| = 1\}$, and the i -th standard basis of \mathbb{R}^3 is denoted by $e_i \in S^2$ for $i \in \{1, 2, 3\}$. The set of circular shifts of $(1, 2, 3)$ is defined as $\mathcal{I} = \{(1, 2, 3), (2, 3, 1), (3, 1, 2)\}$. The Frobenius norm of a matrix $A \in \mathbb{R}^{3 \times 3}$ is defined as $\|A\|_F = \sqrt{\text{tr}[A^T A]}$.

The subsequent developments require the modified Bessel function of the first kind [24]. For convenience, the definition of the zeroth order function, and the first-order function are copied below. For any $x \in \mathbb{R}$,

$$I_0(x) = \frac{1}{\pi} \int_0^\pi \exp(x \cos \theta) d\theta = \sum_{n=0}^{\infty} \frac{(\frac{1}{2}x)^{2n}}{(n!)^2}, \quad (1)$$

$$I_1(x) = \frac{1}{\pi} \int_0^\pi \cos \theta \exp(x \cos \theta) d\theta = \frac{d}{dx} I_0(x), \quad (2)$$

which satisfy

$$I_0(0) = 1, \quad 1 \leq I_0(|x|) = I_0(-|x|), \quad (3)$$

$$I_1(0) = 0, \quad 0 \leq I_1(|x|) = -I_1(-|x|), \quad (4)$$

i.e., $I_0(x)$ is an even-function of x greater than or equal to 1, and $I_1(x)$ is an odd-function passing through the first and the third quadrants.

A. Matrix Fisher Distribution on $SO(3)$

The matrix Fisher distribution on $SO(3)$ is a member of exponential families that is defined by 9 parameters as follows.

Definition II.1. A random rotation matrix $R \in SO(3)$ is distributed according to a matrix Fisher distribution, if its

probability density function is defined relative to the uniform distribution on $\text{SO}(3)$ as

$$p(R) = \frac{1}{c(F)} \exp(\text{tr}[F^T R]), \quad (5)$$

where $F \in \mathbb{R}^{3 \times 3}$, and $c(F) \in \mathbb{R}$ is a normalizing constant defined such that $\int_{\text{SO}(3)} p(R) dR = 1$. This is also denoted by $R \sim \mathcal{M}(F)$.

The above definition implies that the normalizing constant is given by

$$c(F) = \int_{\text{SO}(3)} \exp(\text{tr}[F^T R]) dR. \quad (6)$$

To evaluate $c(F)$, and therefore $p(R)$, the measure dR on $\text{SO}(3)$ should be defined explicitly. For the Lie group $\text{SO}(3)$, there is a bi-invariant measure, referred to as *Haar measure*, which is unique up to scalar multiples [14]. Throughout this paper, the Haar measure dR is scaled such that $\int_{\text{SO}(3)} dR = 1$. In other words, the uniform distribution on $\text{SO}(3)$ is given by $p(R) = 1$ for the selected Haar measure. This is equivalent to state that (5) is defined relative to the uniform distribution on $\text{SO}(3)$. For instance, when $R \in \text{SO}(3)$ is parameterized by the 3–1–3 Euler angles, i.e., $R(\alpha, \beta, \gamma) = \exp(\alpha \hat{e}_3) \exp(\beta \hat{e}_1) \exp(\gamma \hat{e}_3)$ for $\alpha, \gamma \in [0, 2\pi)$ and $\beta \in [0, \pi]$, the normalized Haar measure is given by

$$dR(\alpha, \beta, \gamma) = \frac{1}{8\pi^2} \sin \beta d\alpha d\beta d\gamma.$$

While there are various approaches to evaluate the normalizing constant for the matrix Fisher distribution on the Stiefel manifold, few papers deal with calculation of the normalizing constant (6) for $\text{SO}(3)$. A method based on the gradient descent is introduced in [25], which involves the numerical solution of multiple ordinary differential equations. The normalizing constant is expressed as a one-dimensional integration in [26], but the given result is erroneous as the change of volume over a certain transformation is not considered properly. We follow the approach of [26], to derive another corrected expression of the normalizing constant. It turns out that the normalizing constant $c(F)$ depends on the singular values of F as discussed below.

Suppose the singular value decomposition of F is given by

$$F = U' S' (V')^T, \quad (7)$$

where $S' \in \mathbb{R}^{3 \times 3}$ is a diagonal matrix composed of the singular values $s'_1 \geq s'_2 \geq s'_3 \geq 0$ of F , sorted in descending order, and $U', V' \in \mathbb{R}^{3 \times 3}$ are orthonormal matrices. Since $(U')^T U' = (V')^T V' = I_{3 \times 3}$, the determinant of U' or V' is ± 1 . Note the orthogonal matrices U' and V' are not necessarily rotation matrices in $\text{SO}(3)$, as their determinant is possibly -1 . To resolve this, we introduce a *proper* singular value decomposition as follows.

Definition II.2. ([27]) For a given $F \in \mathbb{R}^{3 \times 3}$, let the singular value decomposition be given by (7). The ‘proper’ singular value decomposition of F is defined as

$$F = U S V^T, \quad (8)$$

where the rotation matrices $U, V \in \text{SO}(3)$, and the diagonal matrix $S \in \mathbb{R}^{3 \times 3}$ are

$$U = U' \text{diag}[1, 1, \det[U']], \quad (9)$$

$$S = \text{diag}[s_1, s_2, s_3] = \text{diag}[s'_1, s'_2, \det[U'V']s'_3], \quad (10)$$

$$V = V' \text{diag}[1, 1, \det[V']]. \quad (11)$$

The definition of U and V are formulated such that $\det[U] = \det[V] = +1$ to ensure $U, V \in \text{SO}(3)$. Note that the first two proper singular values s_1, s_2 are non-negative, but the last one s_3 could be negative when $\det[U'V'] = -1$ and $s'_3 > 0$. As s'_1, s'_2, s'_3 are sorted in descending order,

$$0 \leq |s_3| \leq s_2 \leq s_1, \quad (12)$$

$$0 \leq s_2 + s_3 \leq s_3 + s_1 \leq s_1 + s_2. \quad (13)$$

Theorem II.1. Suppose the proper singular value decomposition of F is given by (8). The normalizing constant for the matrix Fisher distribution (6) satisfies the following properties.

- (i) $c(F) = c(S) = c(\text{diag}[s_i, s_j, s_k])$ for any $(i, j, k) \in \mathcal{I}$.
- (ii) $c(F) = c(F^T) = c(Q_0 F Q_1)$ for any $Q_0, Q_1 \in \text{SO}(3)$.
- (iii) $e^{-s_1 - s_2 + s_3} \leq c(S) \leq e^{s_1 + s_2 + s_3}$, where the inequalities become strict when $S \neq 0_{3 \times 3}$.
- (iv) $c(S)$ is evaluated by a one-dimensional integral as

$$c(S) = \int_{-1}^1 \frac{1}{2} I_0 \left[\frac{1}{2} (s_i - s_j) (1 - u) \right] \times I_0 \left[\frac{1}{2} (s_i + s_j) (1 + u) \right] \exp(s_k u) du, \quad (14)$$

for any $(i, j, k) \in \mathcal{I}$.

- (v) The first order derivatives of $c(S)$ are given by

$$\begin{aligned} \frac{\partial c(S)}{\partial s_i} &= \int_{-1}^1 \frac{1}{4} (1 - u) I_1 \left[\frac{1}{2} (s_i - s_j) (1 - u) \right] \\ &\times I_0 \left[\frac{1}{2} (s_i + s_j) (1 + u) \right] \exp(s_k u) \\ &+ \frac{1}{4} (1 + u) I_0 \left[\frac{1}{2} (s_i - s_j) (1 - u) \right] \\ &\times I_1 \left[\frac{1}{2} (s_i + s_j) (1 + u) \right] \exp(s_k u) du, \end{aligned} \quad (15a)$$

$$\begin{aligned} \frac{\partial c(S)}{\partial s_j} &= \int_{-1}^1 -\frac{1}{4} (1 - u) I_1 \left[\frac{1}{2} (s_i - s_j) (1 - u) \right] \\ &\times I_0 \left[\frac{1}{2} (s_i + s_j) (1 + u) \right] \exp(s_k u) \\ &+ \frac{1}{4} (1 + u) I_0 \left[\frac{1}{2} (s_i - s_j) (1 - u) \right] \\ &\times I_1 \left[\frac{1}{2} (s_i + s_j) (1 + u) \right] \exp(s_k u) du, \end{aligned} \quad (15b)$$

$$\begin{aligned} \frac{\partial c(S)}{\partial s_k} &= \int_{-1}^1 \frac{1}{2} I_0 \left[\frac{1}{2} (s_i - s_j) (1 - u) \right] \\ &\times I_0 \left[\frac{1}{2} (s_i + s_j) (1 + u) \right] u \exp(s_k u) du, \end{aligned} \quad (15c)$$

for any $(i, j, k) \in \mathcal{I}$, and they satisfy the following property

$$0 \leq \frac{\partial c(S)}{\partial s_i} + \frac{\partial c(S)}{\partial s_j} \quad \text{for any } (i, j, k) \in \mathcal{I}, \quad (16)$$

$$0 \leq \left| \frac{\partial c(S)}{\partial s_3} \right| \leq \frac{\partial c(S)}{\partial s_2} \leq \frac{\partial c(S)}{\partial s_1}. \quad (17)$$

(vi) The second order derivatives of $c(S)$ are given by

$$\begin{aligned} \frac{\partial^2 c(S)}{\partial s_i^2} &= \int_{-1}^1 \frac{1}{2} I_0 \left[\frac{1}{2} (s_j - s_k)(1 - u) \right] \\ &\quad \times I_0 \left[\frac{1}{2} (s_j + s_k)(1 + u) \right] u^2 \exp(s_i u) du, \end{aligned} \quad (18)$$

$$\begin{aligned} \frac{\partial^2 c(S)}{\partial s_i \partial s_j} &= \int_{-1}^1 \frac{1}{4} I_1 \left[\frac{1}{2} (s_j - s_k)(1 - u) \right] \\ &\quad \times I_0 \left[\frac{1}{2} (s_j + s_k)(1 + u) \right] u(1 - u) \exp(s_i u) \\ &\quad + \frac{1}{4} I_0 \left[\frac{1}{2} (s_j - s_k)(1 - u) \right] \\ &\quad \times I_1 \left[\frac{1}{2} (s_j + s_k)(1 + u) \right] u(1 + u) \exp(s_i u) du, \end{aligned} \quad (19)$$

for any $(i, j, k) \in \mathcal{I}$.

Proof. See Appendix A. \square

Theorem II.1 implies that the normalizing constant of the matrix Fisher distribution on $\text{SO}(3)$ is evaluated by a one-dimensional integral, and it only depends on the proper singular values of F . Since (14) is invariant under the circular permutation of (i, j, k) , so is (15). For example, $\frac{\partial c(S)}{\partial s_1}$ can be computed by any of (15a), (15b), or (15c). The second order derivatives (19) are derived from (15c) for convenience, but other equivalent expressions for the second order derivatives can be certainly derived from (15b) or (15c).

The first property yields the following transformation to obtain a shifted matrix Fisher distribution with a diagonal matrix parameter.

Lemma II.1. Suppose $R \sim \mathcal{M}(F)$ for a matrix $F \in \mathbb{R}^{3 \times 3}$. The proper singular value decomposition of F is given by (8). Define $Q = U^T R V \in \text{SO}(3)$. Then, $Q \sim \mathcal{M}(S)$.

Proof. As the transformation from R to Q is volume preserving, the probability density of Q is given by

$$p_Q(Q) = \frac{1}{c(S)} \exp(\text{tr}[F^T R(Q)]).$$

Substituting $R = U Q V^T$ and (8), we can show $p_Q(Q) \propto \exp(\text{tr}[S^T Q])$, which follows $Q \sim \mathcal{M}(S)$. \square

B. Moments and Mean Attitude

Here, we characterize a matrix Fisher distribution via its moments and mean. The first two moments are derived as follows, for the case that the random rotation matrix is transformed such that the matrix parameter becomes diagonal as discussed in Lemma II.1.

Theorem II.2. Suppose $Q \sim \mathcal{M}(S)$ for a diagonal matrix $S = \text{diag}[s_1, s_2, s_3] \in \mathbb{R}^{3 \times 3}$, satisfying (12), (13). Let Q_{ij} be the (i, j) -th element of Q for $i, j \in \{1, 2, 3\}$.

(i) The first moment of each element of Q is given by

$$E[Q_{ij}] = \begin{cases} \frac{1}{c(S)} \frac{\partial c(S)}{\partial s_i} = \frac{\partial \log c(S)}{\partial s_i} & \text{if } i = j, \\ 0 & \text{otherwise,} \end{cases} \quad (20)$$

for $i, j \in \{1, 2, 3\}$.

(ii) The second moments of elements Q are given by

$$E[Q_{ii} Q_{jj}] = \frac{1}{c(S)} \frac{\partial^2 c(S)}{\partial s_i \partial s_j}, \quad (21)$$

for $i, j \in \{1, 2, 3\}$. Also,

$$E[Q_{ij} Q_{ij}] = \frac{1}{(s_j^2 - s_i^2) c(S)} \left\{ s_j \frac{\partial c(S)}{\partial s_j} - s_i \frac{\partial c(S)}{\partial s_i} \right\}, \quad (22)$$

$$E[Q_{ij} Q_{ji}] = \frac{1}{(s_j^2 - s_i^2) c(S)} \left\{ s_i \frac{\partial c(S)}{\partial s_j} - s_j \frac{\partial c(S)}{\partial s_i} \right\}, \quad (23)$$

for $i \neq j \in \{1, 2, 3\}$. Finally, $E[Q_{ij} Q_{kl}] = 0$ for any pair of $i, j, k, l \in \{1, 2, 3\}$ that does not belong to any of the above three cases.

Proof. We first show the zero values of the moments. Let $\gamma_1, \gamma_2, \gamma_3 \in \{-1, 1\}$ be chosen such that $\gamma_1 \gamma_2 \gamma_3 = 1$, i.e.,

$$(\gamma_1, \gamma_2, \gamma_3) \in \{(1, 1, 1), (1, -1, -1), (-1, -1, 1), (-1, 1, -1)\}. \quad (24)$$

Define $\Gamma = \text{diag}[\gamma_1, \gamma_2, \gamma_3]$. We can show $\Gamma = \Gamma^T = \Gamma^{-1} \in \text{SO}(3)$. Let $Z = \Gamma^T Q \Gamma \in \text{SO}(3)$ such that $Z_{ij} = \gamma_i \gamma_j Q_{ij}$ for any $i, j \in \{1, 2, 3\}$. It is straightforward to show $Z \sim \mathcal{M}(S)$ since $\text{tr}[S^T Z] = \sum_{i=1}^3 s_i Z_{ii} = \sum_{i=1}^3 s_i \gamma_i^2 Q_{ii} = \text{tr}[S^T Q]$. Therefore,

$$E[Q_{ij}] = E[Z_{ij}] = \gamma_i \gamma_j E[Q_{ij}],$$

which implies that $E[Q_{ij}] = 0$ when $\gamma_i \gamma_j = -1$. In case of $i \neq j$, we can always choose pick one from (24) such that $\gamma_i \gamma_j = -1$. For example, when $(\gamma_1, \gamma_2, \gamma_3) = (1, -1, -1)$, the above equation implies $E[Q_{12}] = E[Q_{21}] = E[Q_{13}] = E[Q_{31}] = 0$. Similarly, we can show $E[Q_{ij}] = 0$ for any $i \neq j$.

Similarly, $E[Q_{ij} Q_{kl}] = \gamma_i \gamma_j \gamma_k \gamma_l E[Q_{ij} Q_{kl}]$. Suppose $(i = j \wedge k = l)$ or $(i = k \neq j = l)$ or $(i = l \neq j = k)$, i.e., (i, j, k, l) follows the pattern of (i, i, j, j) , (i, j, i, j) , or (i, j, j, i) , where $i \neq j$ for the last two cases. Then $\gamma_i \gamma_j \gamma_k \gamma_l = 1$ always. For the other cases, we can always select $(\gamma_1, \gamma_2, \gamma_3)$ from (24) such that $\gamma_i \gamma_j \gamma_k \gamma_l = -1$, which implies $E[Q_{ij} Q_{kl}] = 0$. For instance, one can show $E[Q_{11} Q_{12}] = 0$ by selecting $(\gamma_1, \gamma_2, \gamma_3) = (1, -1, -1)$ such that $\gamma_1^3 \gamma_2 = -1$.

Next, we show the non-zero values. For $T \in \mathbb{R}^{3 \times 3}$, let the moment generating function of Q be

$$M_Q(T) = E[\exp(\text{tr}[T^T Q])].$$

Since $Q \sim \mathcal{M}(S)$, this is simplified as

$$M_Q(T) = \frac{1}{c(S)} \int_{\text{SO}(3)} \exp(\text{tr}[(S+T)^T Q]) dQ = \frac{c(S+T)}{c(S)}.$$

The derivatives of the moment generating function at $T = 0$ correspond to the moment, i.e.,

$$\mathbb{E}[Q_{ii}] = \left. \frac{\partial}{\partial T_{ii}} \left(\frac{c(S+T)}{c(S)} \right) \right|_{T=0} = \frac{1}{c(S)} \frac{\partial c(S)}{\partial s_i},$$

as T_{ii} is a diagonal element of T . Similarly,

$$\mathbb{E}[Q_{ii}Q_{jj}] = \left. \frac{\partial^2}{\partial T_{ii}\partial T_{jj}} \left(\frac{c(S+T)}{c(S)} \right) \right|_{T=0} = \frac{1}{c(S)} \frac{\partial c(S)}{\partial s_i \partial s_j},$$

which yields (21). Next, for $i \neq j$ consider

$$\mathbb{E}[Q_{ij}Q_{ij}] = \left. \frac{\partial^2}{\partial T_{ij}^2} \left(\frac{c(S+T)}{c(S)} \right) \right|_{T=0}.$$

Let the singular values of $S+T$ be $(\tilde{s}_1, \tilde{s}_2, \tilde{s}_3)$. The above is expanded into

$$\begin{aligned} \mathbb{E}[Q_{ij}Q_{ij}] &= \frac{1}{c(S)} \sum_{k,l=1}^3 \frac{\partial c(S+T)}{\partial \tilde{s}_k \partial \tilde{s}_l} \frac{\partial \tilde{s}_k}{\partial T_{ij}} \frac{\partial \tilde{s}_l}{\partial T_{ij}} \Big|_{T=0} \\ &\quad + \frac{1}{c(S)} \sum_{k=1}^3 \frac{\partial c(S+T)}{\partial \tilde{s}_k} \frac{\partial^2 \tilde{s}_k}{\partial T_{ij}^2} \Big|_{T=0}. \end{aligned}$$

From [28], the derivatives of the singular value are given by

$$\begin{aligned} \left. \frac{\partial \tilde{s}_k}{\partial T_{ij}} \right|_{T=0} &= 0, \\ \left. \frac{\partial^2 \tilde{s}_k}{\partial T_{ij}^2} \right|_{T=0} &= \delta_{j,k} \frac{s_j}{s_j^2 - s_i^2} - \delta_{i,k} \frac{s_i}{s_j^2 - s_i^2}. \end{aligned}$$

Substituting these yields (22). Equation (23) can be shown similarly. \square

While the above theorem is developed for Q , it can be used to find the moments of R as follows.

Lemma II.2. Suppose $R \sim \mathcal{M}(F)$ for a matrix parameter $F \in \mathbb{R}^{3 \times 3}$. Let the proper singular value decomposition of F be given by (8). Then, the first moment of R is given by

$$\mathbb{E}[R] = U\mathbb{E}[Q]V^T, \quad (25)$$

where the diagonal matrix $\mathbb{E}[Q]$ is constructed by using (20) from S . Furthermore, (25) represents the proper singular value decomposition of $\mathbb{E}[R]$.

Proof. According to Lemma II.1, $U^T R V \sim \mathcal{M}(S)$. Therefore, $\mathbb{E}[Q] = \mathbb{E}[U^T R V] = U^T \mathbb{E}[R] V$, which yields (25). Due to (16) and (17), the diagonal elements of $\mathbb{E}[Q]$ serve as proper singular values, and $U, V \in \text{SO}(3)$. Therefore, (25) represents a proper singular value decomposition. \square

As seen in (25), the arithmetic mean of R is defined by 9 parameters, and it does not necessarily belong to $\text{SO}(3)$. Consequently, we need to formulate the three-dimensional mean attitude in the context of $\text{SO}(3)$. To avoid confusion, the arithmetic mean $\mathbb{E}[R]$ is referred to as the *first moment* throughout this paper. Two types of the mean attitude are defined as follows.

Definition II.3. Let the probability density of $R \in \text{SO}(3)$ be $p(R) : \text{SO}(3) \rightarrow \mathbb{R}$. The max mean is defined as

$$M_{\max}[R] = \arg \max_{R \in \text{SO}(3)} \{p(R)\}, \quad (26)$$

and the minimum mean square error (MMSE) mean is defined as

$$M_{\text{mse}}[R] = \arg \min_{R \in \text{SO}(3)} \left\{ \int_{\text{SO}(3)} \|R - \tilde{R}\|_F^2 p(\tilde{R}) d\tilde{R} \right\}. \quad (27)$$

For the matrix Fisher distribution, the above mean attitudes are equivalent and they can be obtained explicitly as follows.

Theorem II.3. Suppose $R \sim \mathcal{M}(F)$ with a matrix $F \in \mathbb{R}^{3 \times 3}$ with the proper singular value decomposition (8). The max mean and the minimum mean square mean of R are identical and they are given by

$$M_{\max}[R] = M_{\text{mse}}[R] = UV^T \in \text{SO}(3). \quad (28)$$

Proof. As discussed in (68) of Appendix A, the probability density of a matrix Fisher distribution is maximized when $U^T R V = I_{3 \times 3}$, or $R = UV^T$, which is the max mean attitude.

Next, from the definition of the Frobenius norm,

$$\|R - \tilde{R}\|_F^2 = \text{tr}[(R - \tilde{R})^T (R - \tilde{R})] = \text{tr}[2(I_{3 \times 3} - R^T \tilde{R})].$$

Substituting this into (27), and using $\int_{\text{SO}(3)} p(\tilde{R}) d\tilde{R} = 1$ and $\int_{\text{SO}(3)} \tilde{R} p(\tilde{R}) d\tilde{R} = \mathbb{E}[R]$,

$$M_{\text{mse}}[R] = \arg \min_{R \in \text{SO}(3)} \{6 - 2\text{tr}[R^T \mathbb{E}[R]]\}.$$

Substituting (25), it is straightforward to show M_{mse} is the value of R that maximizes $\text{tr}[R^T \mathbb{E}[R]] = \text{tr}[R^T U \mathbb{E}[Q] V^T] = \text{tr}[\mathbb{E}[Q](V^T R^T U)]$. As discussed in Lemma II.2, the diagonal elements of $\mathbb{E}[Q]$ serve as the proper singular values due to (16). Therefore, similar with (68), the above expression is maximized when $V^T R^T U = I_{3 \times 3}$, or equivalently $R = UV^T$. \square

C. Cumulative Distribution for $\mathcal{M}(sI_{3 \times 3})$

From Theorem II.2, the proper singular values of F determines the dispersion or concentration of the matrix Fisher distribution. In this subsection, we analyze the degree of dispersion of the matrix Fisher distribution quantitatively for the simplified cases when the matrix parameter F is directly proportional to the identity matrix, i.e., $R \sim \mathcal{M}(sI_{3 \times 3})$ for $s \geq 0$.

Theorem II.4. Suppose $R \sim \mathcal{M}(sI_{3 \times 3})$ for $s \geq 0$. The probability density for R is given by

$$p(R) = \frac{1}{I_0(2s) - I_1(2s)} \exp(s(\text{tr}[R] - 1)), \quad (29)$$

relative to the uniform distribution on $\text{SO}(3)$. For $\theta \in [0, \pi]$, define $E_\theta \in \text{SO}(3)$ be

$$E_\theta = \{R \in \text{SO}(3) \mid \|(\log(R))^\vee\| \leq \theta\}, \quad (30)$$

which is the set of the rotation matrices that can be obtained from a fixed-axis rotation of $I_{3 \times 3}$ with a rotation angle less

than or equal to θ . The probability that R belongs to E_θ is given by

$$\begin{aligned} \text{Prob}[R \in E_\theta] &= \frac{1}{\pi(I_0(2s) - I_1(2s))} \int_0^\theta \exp(2s \cos \rho)(1 - \cos \rho) d\rho. \end{aligned} \quad (31)$$

Proof. The rotation matrix is parameterized by the exponential map as

$$R(\eta) = \exp(\hat{\eta}) = I_{3 \times 3} + \sin \|\eta\| \frac{\hat{\eta}}{\|\eta\|} + (1 - \cos \|\eta\|) \frac{\hat{\eta}^2}{\|\eta\|^2},$$

where $\eta \in \mathbb{R}^3$. This can be interpreted as the rotation about the axis $\frac{\eta}{\|\eta\|}$ by the angle $\|\eta\|$. Since $\text{tr}[R(\eta)] = 1 + 2 \cos \|\eta\|$, and $dR(\eta) = \frac{1 - \cos \|\eta\|}{4\pi^2 \|\eta\|^2} [14]$, the probability that R belongs to E_θ is

$$\begin{aligned} \text{Prob}[R \in E_\theta] &= \int_{R \in E_\theta} p(R(\eta)) dR(\eta) \\ &= \frac{1}{c(sI_{3 \times 3})} \int_{\|\eta\| \leq \theta} \exp(s(1 + 2 \cos \|\eta\|)) \frac{1 - \cos \|\eta\|}{4\pi^2 \|\eta\|^2} d\eta. \end{aligned}$$

To evaluate the integral, we parameterize η via

$$\eta = [\rho \sin \phi \cos \psi, \rho \sin \phi \sin \psi, \rho \cos \phi]^T,$$

where $\rho \in [0, \theta]$, $\phi \in [0, \pi]$, and $\psi \in [0, 2\pi]$ are the radius, the co-latitude, and the longitude of η , respectively. Substituting this with $d\eta = \rho^2 \sin \phi d\rho d\psi d\phi$,

$$\text{Prob}[R \in E_\theta] = \frac{e^s}{\pi c(sI_{3 \times 3})} \int_0^\theta \exp(2s \cos \rho)(1 - \cos \rho) d\rho. \quad (32)$$

Since $\text{Prob}[R \in E_\pi] = \text{Prob}[R \in \text{SO}(3)] = 1$, the normalizing constant is given by

$$c(sI_{3 \times 3}) = \frac{e^s}{\pi} \int_0^\pi \exp(2s \cos \rho)(1 - \cos \rho) d\rho.$$

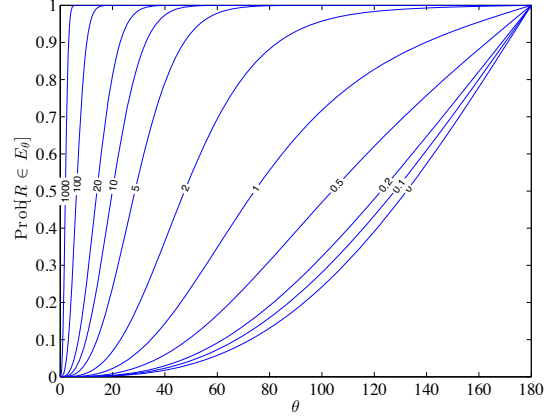
From (1) and (2), it reduces to

$$c(sI_{3 \times 3}) = e^s(I_0(2s) - I_1(2s)). \quad (33)$$

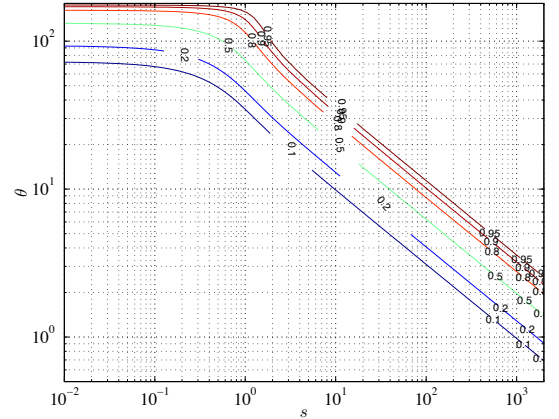
Substituting this into (5) with $F = sI_{3 \times 3}$ yield (29), and (31) is obtained from (32). \square

Remark II.1. Suppose $R \sim \mathcal{M}(sM)$ for $M \in \text{SO}(3)$ and $s \geq 0$, i.e., the three singular values of the matrix parameter F are identical, and the max (or MMSE) mean attitude is M . According to Lemma II.1, $M^T R, R M^T \sim \mathcal{M}(sI_{3 \times 3})$. Therefore, the probability that the angle between R and M is less than θ for $\theta \in [0, \pi]$ is also given by (31).

Since $E_0 = \emptyset$ and $E_\pi = \text{SO}(3)$, the probability $\text{Prob}[R \in E_\theta]$ strictly increases from 0 to 1 as θ is varied from 0 to π , and it can be considered as the cumulative distribution function for $\mathcal{M}(sI_{3 \times 3})$. This is presented in Fig. 1(a) for varying s . The matrix Fisher distribution is more concentrated to the mean attitude as s increases, and it becomes a uniform distribution on $\text{SO}(3)$ when $s = 0$. By evaluating (31) repeatedly, one may determine the degree of dispersion quantitatively from s , as illustrated in Fig. 1(b). For example, when $R \sim \mathcal{M}(100I_{3 \times 3})$, the angle between R and $I_{3 \times 3}$ is less than 10° with the probability of 0.9.



(a) $\text{Prob}[R \in E_\theta]$ for varying s



(b) Contour plot of $\text{Prob}[R \in E_\theta]$

Fig. 1. Cumulative distribution for $\mathcal{M}(sI_{3 \times 3})$

D. Visualization

While the preceding analysis for the mean attitude, moments, and cumulative distribution characterize the stochastic properties of the matrix Fisher distribution quantitatively, it is still desirable to visualize it for direct, intuitive understanding. However, it is challenging to visualize the probability density (5), as its domain, $\text{SO}(3)$ is three-dimensional.

A method to visualize a probability density function on $\text{SO}(3)$ has been presented in [17]. It is based on the fact that the i -th column of the rotation matrix, namely Re_i corresponds to the direction of the i -th body-fixed frame resolved in the inertial frame, and it has the unit-length, i.e., $Re_i \in S^2$ for any $i \in \{1, 2, 3\}$. Therefore, one can find the marginal density for each Re_i , and visualize it on the surface of the unit-sphere via color-shading.

The computation of the marginal density for each column of a rotation matrix would require a double-integration in general. Here, we show that the marginal density of the matrix Fisher distribution can be obtained directly as follows.

Theorem II.5. Suppose $R \sim \mathcal{M}(F)$ for a matrix parameter $F \in \mathbb{R}^{3 \times 3}$. For $(i, j, k) \in \mathcal{I}$, let $r_i \in S^2$ and $f_i \in \mathbb{R}^3$ be the i -th column of R and F , respectively, i.e., $r_i = Re_i$, $f_i = Fe_i$. Also, let $f_{j,k} \in \mathbb{R}^{3 \times 2}$ be composed of the j -th column and the k -th column of F , i.e., $f_{j,k} = [f_j, f_k]$. The marginal density

for r_i is given by

$$p_i(r_i) = \frac{\exp(f_i^T r_i)}{c(F)} I_0(s'_1 + \text{sgn}[r_i^T (f_j \times f_k)] s'_2), \quad (34)$$

relative to the uniform distribution on S^2 , where for $l \in \{1, 2\}$,

$$s'_l = \sqrt{\lambda_l \left[f_{j,k}^T (I_{3 \times 3} - r_i r_i^T) f_{j,k} \right]}, \quad (35)$$

and $\lambda_l[\cdot]$ denotes the l -th eigenvalue.

Proof. For simplicity, we show (34) when $(i, j, k) = (1, 2, 3)$. For given $r_1 \in S^2$, define $\bar{r}_2, \bar{r}_3 \in S^2$ such that they span the orthogonal complement of r_1 , which is the two-dimensional plane that is normal to r_1 . Further assume that they are ordered properly such that the determinant of the matrix $[r_1, \bar{r}_2, \bar{r}_3] \in \mathbb{R}^{3 \times 3}$ becomes one. As such, the matrix $[r_1, \bar{r}_2, \bar{r}_3] \in \text{SO}(3)$ is one particular rotation matrix whose first column is equal to r_1 . The set of *all* rotation matrices whose first column is equal to r_1 is obtained by rotating $[r_1, \bar{r}_2, \bar{r}_3]$ about r_1 as

$$\{R \in \text{SO}(3) \mid R e_1 = r_1\} = \{[r_1, \bar{r}_{2,3} Z] \in \text{SO}(3) \mid Z \in \text{SO}(2)\},$$

where $\bar{r}_{2,3} = [\bar{r}_2, \bar{r}_3] \in \mathbb{R}^{3 \times 2}$, and $\text{SO}(2) = \{Z \in \mathbb{R}^{2 \times 2} \mid Z^T Z = I_{2 \times 2}, \det[Z] = 1\}$.

Therefore, the marginal density for the first column of R is constructed by integrating (5) over $\text{SO}(2)$ as follows.

$$\begin{aligned} p_1(r_1) &= \frac{1}{c(S)} \int_{Z \in \text{SO}(2)} \exp(\text{tr}[F^T [r_1, \bar{r}_{2,3} Z]]) dZ \\ &= \frac{\exp(f_1^T r_1)}{c(S)} \int_{Z \in \text{SO}(2)} \exp(\text{tr}[f_{2,3}^T \bar{r}_{2,3} Z]) dZ, \end{aligned} \quad (36)$$

where dZ is the Haar measure on $\text{SO}(2)$ that is scaled such that $\int_{\text{SO}(2)} dZ = 1$.

Next, we evaluate the integral of (36). The singular value decomposition of $f_{2,3}^T \bar{r}_{2,3} \in \mathbb{R}^{2 \times 2}$ is given by

$$f_{2,3}^T \bar{r}_{2,3} = U' S' (V')^T, \quad (37)$$

where $U', V' \in \mathbb{R}^{2 \times 2}$ with $(U')^T U' = (V')^T V' = I_{2 \times 2}$, and $S' = \text{diag}[s'_1, s'_2]$ with $s'_1 \geq s'_2 \geq 0$. Similar to (8), the proper singular value decomposition is defined as

$$f_{2,3}^T \bar{r}_{2,3} = U S V^T, \quad (38)$$

where $U, V \in \text{SO}(2)$ and a diagonal matrix $S \in \mathbb{R}^{2 \times 2}$ are given by

$$U = U' \text{diag}[1, \det[U']], \quad (39)$$

$$S = \text{diag}[s'_1, \det[U' V'] s'_2], \quad (40)$$

$$V = V' \text{diag}[1, \det[V']]. \quad (41)$$

Using this, we change the integration variable of (36) from Z to $Y = V^T Z U \in \text{SO}(2)$ to obtain

$$\int_{Z \in \text{SO}(2)} \exp(\text{tr}[f_{2,3}^T \bar{r}_{2,3} Z]) dZ = \int_{Y \in \text{SO}(2)} \exp(\text{tr}[SY]) dY,$$

which is equivalent to the normalizing constant for the matrix Fisher distribution defined on $\text{SO}(2)$. To evaluate it, $\text{SO}(2)$ is parameterized with $\theta \in [0, 2\pi)$ via

$$Y(\theta) = \begin{bmatrix} \cos \theta & -\sin \theta \\ \sin \theta & \cos \theta \end{bmatrix}.$$

Then, $dY(\theta) = \frac{1}{2\pi} d\theta$, and $\text{tr}[SY(\theta)] = \text{tr}[S] \cos \theta$. Therefore,

$$\int_{Z \in \text{SO}(2)} \exp(\text{tr}[SY]) dZ = \frac{1}{2\pi} \int_0^{2\pi} \exp(\text{tr}[S] \cos \theta) d\theta.$$

From (1) and (38), this is equivalent to

$$I_0(\text{tr}[S]) = I_0(s'_1 + \det[U' V'] s'_2).$$

Substituting these into (36),

$$p_1(r_1) = \frac{\exp(f_1^T r_1)}{c(S)} I_0(s'_1 + \det[U' V'] s'_2). \quad (42)$$

Finally, we find an alternative expression of $\det[U' V']$ in terms of r_1 and F . First, we consider the case when $\det[S'] > 0$. Since $\det[S'] > 0$ and $\det[U' V'] = \pm 1$,

$$\begin{aligned} \det[U' V'] &= \text{sgn}[\det[U' V']] = \text{sgn}[\det[S'] \det[U' V']] \\ &= \text{sgn}[\det[f_{2,3}^T \bar{r}_{2,3}]], \end{aligned}$$

where the last equality is from (37). Since $r_1^T \bar{r}_{2,3} = 0_{1 \times 2}$,

$$\begin{aligned} f_{2,3}^T \bar{r}_{2,3} &= f_{2,3}^T (I_{3 \times 3} - r_1 r_1^T) \bar{r}_{2,3} = ((I_{3 \times 3} - r_1 r_1^T) f_{2,3})^T \bar{r}_{2,3} \\ &\triangleq [\bar{f}_2, \bar{f}_3]^T \bar{r}_{2,3}, \end{aligned}$$

where $\bar{f}_2, \bar{f}_3 \in \mathbb{R}^3$ coincide with the orthogonal projection of f_2 and f_3 to the plane normal to r_1 , respectively, i.e., $\bar{f}_2^T r_1 = \bar{f}_3^T r_1 = 0$, which implies

$$[r_1, \bar{f}_2, \bar{f}_3]^T [r_1, \bar{r}_2, \bar{r}_3] = \text{diag}\{1, \bar{f}_2^T \bar{r}_2, \bar{f}_3^T \bar{r}_3\}.$$

Therefore,

$$\begin{aligned} \det[f_{2,3}^T \bar{r}_{2,3}] &= \det[r_1, \bar{f}_2, \bar{f}_3] \det[r_1, \bar{r}_2, \bar{r}_3] \\ &= \det[r_1, \bar{f}_2, \bar{f}_3] = r_1^T (\bar{f}_2 \times \bar{f}_3), \end{aligned}$$

as $\det[r_1, \bar{r}_2, \bar{r}_3] = 1$ by the construction of \bar{r}_2, \bar{r}_3 . Substituting the definition of \bar{f}_2 , and \bar{f}_3 , namely $\bar{f}_2 = (I_{3 \times 3} - r_1 r_1^T) f_2$ and $\bar{f}_3 = (I_{3 \times 3} - r_1 r_1^T) f_3$,

$$\begin{aligned} r_1^T (\bar{f}_2 \times \bar{f}_3) &= \bar{f}_2^T (r_1 \times \bar{f}_3) \\ &= f_2^T (I_{3 \times 3} - r_1 r_1^T) \{r_1 \times ((I_{3 \times 3} - r_1 r_1^T) f_3)\}, \end{aligned}$$

which is simplified into $f_2^T (r_1 \times f_3) = r_1^T (f_2 \times f_3)$.

Summarizing the results derived after (42),

$$\begin{aligned} \det[U' V'] &= \text{sgn}[\det[f_{2,3}^T \bar{r}_{2,3}]] = \text{sgn}[\det[\bar{f}_2^T \bar{r}_2, \bar{f}_3^T \bar{r}_3]] \\ &= \text{sgn}[r_1^T (f_2 \times f_3)]. \end{aligned}$$

Substituting this into (42) yield (34) when $\det[S'] > 0$. On the other hand, when $\det[S'] = s'_1 s'_2 = 0$, we have $s'_2 = 0$ as $s'_1 \geq s'_2 \geq 0$. Therefore, (42) reduces to $p_1(r_1) = \frac{\exp(f_1^T r_1)}{c(S)} I_0(s'_1)$ which is equivalent to (34) as $s'_2 = 0$.

Next, since s'_1, s'_2 are the singular values of $f_{2,3}^T \bar{r}_{2,3}$, they are the square-root of the eigenvalues of $f_{2,3}^T \bar{r}_{2,3} (f_{2,3}^T \bar{r}_{2,3})^T = f_{2,3}^T (I_{3 \times 3} - r_1 r_1^T) f_{2,3}$, which shows (35).

These show (34) and (35) for $(i, j, k) = (1, 2, 3)$, and the cases for other $(i, j, k) \in \mathcal{I}$ can be shown similarly. \square

The marginal probability density for each axis of selected matrix Fisher distributions are illustrated in Fig. 2.

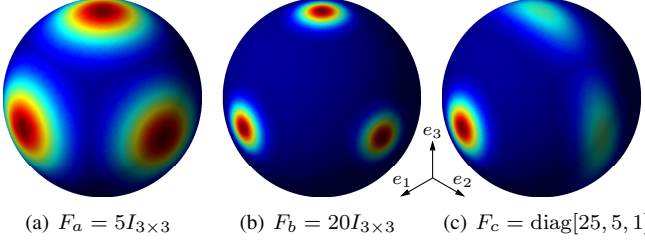


Fig. 2. Visualization of selected matrix Fisher distributions: the distribution in (b) is more concentrated than in (a), as the singular values of F_b are greater than those of F_a ; for both (a) and (b), the distributions of each axis are identical and circular as three singular values of each of F_a and F_b are identical; in (c), the first body-fixed axis (lower left) is more concentrated as the first singular value of F_c is the greatest, and the distributions for the other two axes are elongated.

E. Geometric Interpretation

Next, we provide the geometric interpretation of the matrix parameter F in determining the shape of the matrix Fisher distribution. Consider a set of rotation matrices parameterized by $\theta_i \in [0, 2\pi)$ for $i \in \{1, 2, 3\}$ as

$$R_i(\theta_i) = \exp(\theta_i \widehat{Ue_i}) UV^T = U \exp(\theta_i \hat{e}_i) V^T. \quad (43)$$

This corresponds to the rotation of the mean attitude UV^T of $\mathcal{M}(F)$, about the axis Ue_i by the angle θ_i , where Ue_i is considered expressed with respect to the inertial frame.

Using (7), the probability density (5) along (43) is given by

$$p(R_i(\theta_i)) = \frac{1}{c(S)} \exp(\text{tr}[S \exp(\theta_i \hat{e}_i)]). \quad (44)$$

Substituting Rodrigues' formula [29], namely $\exp(\theta_i \hat{e}_i) = I_{3 \times 3} + \sin \theta_i \hat{e}_i + (1 - \cos \theta_i) \hat{e}_i^2$, and rearranging, this reduces to

$$p(R_i(\theta_i)) = \frac{e^{s_i}}{c(S)} \exp((s_j + s_k) \cos \theta_i), \quad (45)$$

where j, k are determined such that $(i, j, k) \in \mathcal{I}$. This resembles the von Mises distribution on a circle [11], where the probability density is proportional to $\exp^{\kappa \theta}$ with a concentration parameter $\kappa = s_j + s_k$. As such, when considered as a function of θ_i , the distribution of $p(R_i(\theta_i))$ becomes a uniform distribution as $s_j + s_k \rightarrow 0$, and it is more concentrated as $s_j + s_k$ increases. It has been also shown that when $s_j + s_k$ is sufficiently large, the von Mises distribution of θ_i is well approximated by the Gaussian distribution with the variance of $\frac{1}{s_j + s_k}$ [11].

Another noticeable property of (45) is that the probability density depends only on the singular values s_i, s_j, s_k and the rotation angle θ_i , and it is independent of U or V . Recall (43) corresponds to the rotation of the mean attitude UV^T about the i -th column of U . Consequently, each column of U is considered as the *principle axis* of rotation for $\mathcal{M}(F)$, analogous to the principal axes of a multivariate Gaussian distribution.

In summary, the role of $F = USV^T$ in determining the shape of the distribution of $\mathcal{M}(F)$ is as follows: (i) the mean attitude is given by UV^T ; (ii) the columns of the rotation matrix U specify the principle axes of rotations in

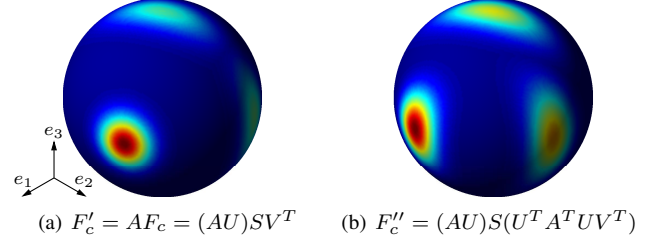


Fig. 3. The role of U and V in determining the shape of the distribution with $F_c = \text{diag}[25, 5, 1] = USV^T$, and $A = \exp(\frac{\pi}{6} \hat{e}_3)$: (a) by left-multiplying the matrix parameter F_c with A , both the mean attitude and the principal axes are rotated about the third inertial axis pointing upward; (b) the principal axes are identical to (a), but the mean attitude $(AU)(U^T A^T UV^T) = UV^T$ is rotated back to the mean attitude UV^T of F_c .

the inertial frame; (iii) the proper singular values S describe the concentration of the distribution along the rotations about the principle axes, and in particular, the dispersion along the rotation of the mean attitude about the axis Ue_i is determined by $s_j + s_k$ for $(i, j, k) \in \mathcal{I}$.

For instance, consider $F_c = \text{diag}[25, 5, 1]$, where $(s_1, s_2, s_3) = (25, 5, 1)$ and $U = V = I_{3 \times 3}$ (see Figure 3). The mean attitude is $I_{3 \times 3}$, and the principal axes are (e_1, e_2, e_3) . Since $s_2 + s_3 = 6 \leq s_3 + s_1 = 26 \leq s_1 + s_2 = 30$, rotating the mean attitude about the first principal axis e_1 (lower left) is most dispersed, thereby making the marginal distribution of the second and the third body-fixed axes elongated along the great circle perpendicular to the first principal axis.

The shape of the distribution can be altered as desired by adjusting the matrices U and V properly. Suppose we wish to purely rotate the distribution without changing the shape of the distribution relative to the mean attitude. In other words, we have to rotate the mean attitude and the direction of the principal axes simultaneously. This is achieved by changing U , or equivalently, *left*-multiplying the matrix parameter F_c with a certain rotation matrix. For example, $\mathcal{M}(\exp(\frac{\pi}{6} \hat{e}_3) F_c)$, corresponds to the matrix Fisher distribution obtained by rotating $\mathcal{M}(F_c)$ about the third inertial axis e_3 by $\frac{\pi}{6}$ (see Figure 3(a)). Also, one may rotate the principal axes without altering the mean attitude by changing both of U and V as illustrated in Figure 3(b).

F. Maximum Likelihood Estimation

Suppose there is a set of sample attitudes R_1, R_2, \dots, R_N of N independent and identically distributed observations from a matrix Fisher distribution $\mathcal{M}(F)$, where F is an unknown matrix parameter. We wish to determine the matrix parameter from the samples.

Define the log-likelihood function as

$$\mathcal{L}(F|R) = -\log c(F) + \text{tr}[F^T R].$$

The joint log-likelihood function is

$$\mathcal{L}(F|R_1, \dots, R_N) = \sum_{i=1}^N \mathcal{L}(F|R_i). \quad (46)$$

The maximum log-likelihood estimate of F that maximizes (46) is obtained as follows.

Theorem II.6. *Let R_1, \dots, R_N be independent and identically distributed samples from $\mathcal{M}(F)$. The arithmetic mean of the sample attitudes and its proper singular value decomposition are given by*

$$\bar{R} = \frac{1}{N} \sum_{i=1}^N R_i = UDV^T, \quad (47)$$

where $U, V \in \text{SO}(3)$ and $D = \text{diag}[d_1, d_2, d_3] \in \mathbb{R}^{3 \times 3}$.

Suppose that the singular values of F are distinct. The maximum log-likelihood estimate of the matrix parameter is given by

$$F = USV^T, \quad (48)$$

where $S = \text{diag}[s_1, s_2, s_3] \in \mathbb{R}^{3 \times 3}$, and (s_1, s_2, s_3) is the solution of

$$\frac{1}{c(S)} \frac{\partial c(S)}{\partial s_i} - d_i = 0, \quad \text{for } i \in \{1, 2, 3\}. \quad (49)$$

Proof. Let $F = USV^T$ be the proper singular value decomposition of F . Then, determining F is equivalent to finding $U, V \in \text{SO}(3)$ and the diagonal matrix S . We show the matrices U, S, V that maximizes \mathcal{L} is obtained by (47) and (49). The joint likelihood function is

$$\frac{1}{N} \mathcal{L}(F|R_1, \dots, R_N) = -\log c(S) + \text{tr}[VSU^T \bar{R}].$$

Since $U, V \in \text{SO}(3)$, their variations can be written as $\delta U = U\hat{\zeta}_u$ and $\delta V = V\hat{\zeta}_v$ for $\zeta_u, \zeta_v \in \mathbb{R}^3$. Using these, the variation of \mathcal{L} is given by

$$\begin{aligned} \frac{1}{N} \delta \mathcal{L} = & -\frac{\partial \log c(S)}{\partial s} \delta s + \text{tr}[V\hat{\zeta}_v SU^T \bar{R}] \\ & + \text{tr}[V \text{diag}[\delta s] U^T \bar{R}] - \text{tr}[VS\hat{\zeta}_u U^T \bar{R}], \end{aligned} \quad (50)$$

which is zero for any $\delta s, \zeta_u, \zeta_v \in \mathbb{R}^3$ at the maximum likelihood estimate. This implies that $SU^T \bar{R}V$ and $U^T \bar{R}VS$ are symmetric. Therefore,

$$SD = D^T S, \text{ and } DS = SD^T,$$

where $D = U^T \bar{R}V$. Combining these,

$$D^T = SDS^{-1} = S^{-1}DS,$$

or equivalently $\frac{s_i}{s_j} D_{ij} = \frac{s_j}{s_i} D_{ij}$ for $i \neq j \in \{1, 2, 3\}$. As (s_1, s_2, s_3) are distinct, it follows $D_{ij} = 0$ when $i \neq j$. Since $D = U^T \bar{R}V$ is diagonal and $U, V \in \text{SO}(3)$, the proper singular value decomposition of \bar{R} is given by (47). Substituting (47) into (50), we obtain (49). \square

III. GLOBAL FIRST-ORDER ATTITUDE ESTIMATION

In this section, an attitude estimation scheme is proposed based on the matrix Fisher distribution on $\text{SO}(3)$. Assuming that the initial attitude estimate and the attitude measurement errors are described by matrix Fisher distributions on $\text{SO}(3)$, we construct an estimated attitude distribution via another matrix Fisher distribution according to the Bayesian framework.

Therefore, this approach is an example of so-called, *assumed density filters*.

One issue of any assumed density filter is that the propagated uncertainty is not guaranteed to be distributed as the selected density model. This section presents an attitude estimator where the estimated matrix Fisher distribution is chosen such that its first moment matches with that of the propagated distribution. It is also shown that the matrix Fisher distribution is closed under conditioning with certain types of attitude measurements.

A. Attitude Estimation Problem Formulation

Consider a stochastic differential equation on $\text{SO}(3)$,

$$(R^T dR)^\vee = \Omega dt + H dW, \quad (51)$$

where $\Omega \in \mathbb{R}^3$ is the angular velocity resolved in the body-fixed frame, $H \in \mathbb{R}^{3 \times 3}$ is a diagonal matrix, and $W \in \mathbb{R}^3$ denotes an array of independent, identically distributed Wiener processes. This is defined according to the Ito sense [30], [31]. It is assumed that Ω is available from an angular velocity sensor. The Wiener processes scaled by the matrix H correspond to the noise from the angular velocity sensor.

Suppose that the initial attitude follows a matrix Fisher distribution with a known matrix parameter, and the attitude is measured repeatedly. We wish to determine the current estimate of the attitude based on the initial distribution and the measurement history according to the Bayesian framework. The time variable t is discretized with a fixed step size $h > 0$, and let the value of a variable at the k -th time step be denoted by the subscript k .

B. Prediction

We first show that an analytic expression can be obtained for the first moment propagated along (51).

Theorem III.1. *Suppose $R_k \sim \mathcal{M}(F_k)$ for a given $F_k \in \mathbb{R}^{3 \times 3}$, and assume $\Omega(t)$ is fixed over $t \in [t_k, t_{k+1}]$. Let R_{k+1} be the solution of (51) at t_{k+1} . The first moment of R_{k+1} is given by*

$$\begin{aligned} \mathbb{E}[R_{k+1}] = \mathbb{E}[R_k] \left\{ I_{3 \times 3} + \frac{h}{2} (-\text{tr}[G_k] I_{3 \times 3} + G_k) \right\} \exp(h\hat{\Omega}_k) \\ + \mathcal{O}(h^{1.5}), \end{aligned} \quad (52)$$

where $G_k = H_k H_k^T \in \mathbb{R}^{3 \times 3}$.

Proof. Let $Y(t) = R(t) \exp(-(t-t_k)\hat{\Omega}_k) \in \text{SO}(3)$ for $t \geq t_k$. Since the second order derivative of Y with R is zero, from Ito's lemma,

$$\begin{aligned} dY(t) = & dR(t) \exp(-(t-t_k)\hat{\Omega}_k) \\ & - R(t) \hat{\Omega}_k \exp(-(t-t_k)\hat{\Omega}_k) dt. \end{aligned}$$

Substituting (51),

$$\begin{aligned} dY(t) = & R(t)(H(t)dW(t))^\vee \exp(-(t-t_k)\hat{\Omega}_k) \\ & = Y(t)\{\exp((t-t_k)\hat{\Omega}_k)H(t)dW(t)\}^\vee, \end{aligned}$$

where we have used the fact that $R\hat{x}R^T = (Rx)^\vee$ for any $R \in \text{SO}(3)$ and $x \in \mathbb{R}^3$ to obtain the last equality.

The above stochastic differential equation for $Y(t)$ does not have a drift term, and according to Proposition A.1,

$$\mathbb{E}[Y_{k+1}] = \mathbb{E}[Y_k] \left\{ I_{3 \times 3} + \frac{h}{2} (-\text{tr}[G_k] I_{3 \times 3} + G_k) + \mathcal{O}(h^{1.5}) \right\},$$

as $\exp((t - t_k)\hat{\Omega}_k)H(t) = H_k$ when $t = t_k$. This yields (52) since $Y(t_k) = R(t_k)$, and $Y(t_{k+1}) = R(t_k) \exp(-h\hat{\Omega}_k)$. \square

In short, when $R_k \sim \mathcal{M}(F_k)$, the first moment of R_{k+1} is obtained by (52) up to the order of $h^{1.5}$. Then, the distribution of R_{k+1} can be approximated by another matrix Fisher distributions $\mathcal{M}(F_{k+1})$ via Theorem II.6, such that the first moment of $\mathcal{M}(F_{k+1})$ matches with the value obtained by (52). More explicitly, the procedure to construct $F_{k+1} \in \mathbb{R}^{3 \times 3}$ is as follows: the right-hand side of (52) is decomposed using the proper singular value decomposition to obtain $\mathbb{E}[R_{k+1}] = U_{k+1} D_{k+1} V_{k+1}^T$, and (49) is solved for S_{k+1} to obtain F_{k+1} from (48) (see the steps 10 through 16 of Table I for details).

This provides a prediction scheme to construct $\mathcal{M}(F_{k+1})$ from $\mathcal{M}(F_k)$ along the stochastic differential equation (51) for given Ω_k and H_k , where the first moment of $\mathcal{M}(F_{k+1})$ matches with that of R_{k+1} up to the order of $h^{1.5}$.

C. Correction

Next, we analyze the correction step, or the measurement update step, of Bayesian estimation. Two types of attitude measurements are considered.

a) *Full Attitude Measurement:* Suppose there are N_Z attitude sensors, such as inertial measurement units that provide full three-dimensional attitude measurements. In the absence of the measurement error, the sensor measurement $Z_i \in \text{SO}(3)$ from the i -th attitude sensor is given by

$$Z_i = R. \quad (53)$$

It is assumed that the measurement error defined by $R^T Z_i \in \text{SO}(3)$ follows a matrix Fisher distribution with the matrix parameter $F_{Z_i} \in \mathbb{R}^{3 \times 3}$, i.e., $R^T Z_i \sim \mathcal{M}(F_{Z_i})$ with $F_{Z_i} \in \mathbb{R}^{3 \times 3}$ for $i \in \{1, \dots, N_Z\}$. Equivalently, the probability density of the measurement Z_i , conditioned by the true attitude R is given by

$$p(Z_i|R) = \frac{1}{c(F_{Z_i})} \exp(\text{tr}[F_{Z_i}^T R^T Z_i]), \quad (54)$$

where the property (ii) of Theorem II.1 has been used for $c(RF_{Z_i}) = c(F_{Z_i})$.

The matrix parameter F_{Z_i} determines the stochastic characteristics of the i -th attitude sensor completely. For example, if the mean attitude of $\mathcal{M}(F_{Z_i})$ is identity, the attitude sensor is unbiased in the sense that the mean attitude measurement of $p(Z_i|R)$ is the true attitude R , and the sensor is more accurate if the proper singular values of F_{Z_i} are greater.

b) *Direction Measurement:* Suppose there are N_z distinctive directions, such as the magnetic north or the direction of the gravity, that are prescribed in the inertial frame. These are measured by a set of direction sensors, such as a magnetometer or accelerometer, in the body-fixed frame.

Let the i -th known direction resolved in the inertial frame be given by $a_i \in \mathbb{S}^2$. In the absence of measurement noise,

the direction measurement resolved in the body-fixed frame, namely $z_i \in \mathbb{S}^2$ is given by

$$z_i = R^T a_i. \quad (55)$$

The stochastic properties of the sensor or the measurement errors are characterized by the following conditioned probability density of $z_i|R$,

$$p(z_i|R) = \frac{b_i}{4\pi \sinh b_i} \exp(b_i a_i^T B_i^T R z_i), \quad (56)$$

where $0 < b_i \in \mathbb{R}$ and $B_i \in \text{SO}(3)$. The above distribution is referred to as the von-Mises Fisher distribution of the unit-vectors on \mathbb{S}^2 [11], and it is defined relative to the uniform distribution on \mathbb{S}^2 . This is a single pole distribution centered at $R^T B_i a_i \in \mathbb{S}^2$, and it is more concentrated as b_i becomes larger. Therefore, b_i and B_i specify the concentration and the bias of the direction sensor, respectively. For example, if $B_i = I_{3 \times 3}$, then the mean direction of (56) is $R^T B_i a_i = R^T a_i$ and the corresponding direction sensor is unbiased.

With these measurements, the a posteriori attitude probability distribution is obtained as follows.

Theorem III.2. *Suppose the a priori attitude distribution is given by $\mathcal{M}(F)$ with a matrix parameter $F \in \mathbb{R}^{3 \times 3}$. Consider a set of attitude measurements $\{Z_1, \dots, Z_{N_Z}\} \in \text{SO}(3)^{N_Z}$ distributed by (54) for some $(F_{Z_1}, \dots, F_{Z_{N_Z}}) \in (\mathbb{R}^{3 \times 3})^{N_Z}$, and a set of direction measurements $\{z_1, \dots, z_{N_z}\} \in (\mathbb{S}^2)^{N_z}$ following (56) for some $\{(b_i, B_i)\}_{i=1}^{N_z} \in (\mathbb{R}, \text{SO}(3))^{N_z}$. All of the attitude measurements and direction measurements are mutually independent. Then, the a posteriori distribution for $R|(Z_1, \dots, Z_{N_Z}, z_1, \dots, z_{N_z})$ conditioned by all of the measurements is also a matrix Fisher distribution. Specifically,*

$$\begin{aligned} R|(Z_1, \dots, Z_{N_Z}, z_1, \dots, z_{N_z}) \\ \sim \mathcal{M}(F + \sum_{i=1}^{N_Z} Z_i F_{Z_i}^T + \sum_{j=1}^{N_z} b_j B_j a_j z_j^T). \end{aligned} \quad (57)$$

Proof. Let $\mathcal{Z} = (Z_1, \dots, Z_{N_Z}, z_1, \dots, z_{N_z})$. According to Bayes' rule,

$$p(R|\mathcal{Z}) = \frac{p(\mathcal{Z}|R)p(R)}{p(\mathcal{Z})} \propto p(\mathcal{Z}|R)p(R),$$

as $p(\mathcal{Z})$ does not depend on R . As all of the measurements are assumed to be mutually independent,

$$p(R|\mathcal{Z}) \propto \left\{ \prod_{i=1}^{N_Z} p(Z_i|R) \right\} \left\{ \prod_{j=1}^{N_z} p(z_j|R) \right\} p(R).$$

Substituting (54), (56), and (5) and rearranging,

$$p(R|\mathcal{Z}) \propto \exp(\text{tr}[(F + \sum_{i=1}^{N_Z} Z_i F_{Z_i}^T + \sum_{j=1}^{N_z} b_j B_j a_j z_j^T)^T R]),$$

which shows (57). \square

Therefore, this may handle a wide variety of sensor configuration, including a single direction measurement, or a combination of attitude sensors and directions sensors with various accuracies and biases. In contrast to the prediction

TABLE I
FIRST-ORDER ATTITUDE ESTIMATION

1: procedure FIRST-ORDER ATTITUDE ESTIMATION
2: $R_0 \sim \mathcal{M}(F_0)$, $k = 0$
3: repeat
4: $F_{k+1} = \text{PROPAGATION}(F_k, \Omega_k, H_k)$
5: $k = k + 1$
6: until Z_{k+1} or $z_{i_{k+1}}$ is available
7: $F_{k+1} = \text{CORRECTION}(F_{k+1}, Z_{k+1}, z_{k+1})$
8: go to Step 3
9: end procedure
10: procedure $F_{k+1} = \text{PROPAGATION}(F_k, \Omega_k, H_k)$
11: Compute $E[R_k]$ with F_k from (25)
12: Compute $E[R_{k+1}]$ with Ω_k and H_k from (52)
13: Perform the singular value decomposition of $E[R_{k+1}]$ to obtain U, D, V from (47)
14: Solve (49) for S with D
15: Compute F_{k+1} with U, S, V from (48)
16: end procedure
17: procedure $F^+ = \text{CORRECTION}(F^-, Z, z)$
18: Compute F^+ from (57) with Z, z
19: end procedure

step, no approximation or projection is required, as the a posteriori distribution is guaranteed to be a matrix Fisher distribution.

D. First-Order Attitude Estimation

By combining the prediction scheme of Theorem III.1 and the correction step of Theorem III.2, a Bayesian attitude estimator based on the matrix Fisher distribution on $\text{SO}(3)$ is formulated, as summarized in Table I. This is considered a first-order estimator as the prediction step matches the first moment of the propagated attitude distribution. Note that this should be distinguished from the first moment matching for the Gaussian distributions on \mathbb{R}^n , as there are nine elements in the first moment $E[R]$ that carry the stochastic information on the mean attitude and the distribution.

The proposed attitude estimator does not require any assumption on the degree of uncertainties and estimation errors, and it does not rely on any approximation such as linearization. Therefore, it is capable of handling large uncertainties and estimation errors in an intrinsic fashion on the special orthogonal group. There are the unique features of the proposed attitude estimator, compared with the current variations of extended Kalman filter or unscented Kalman filters developed in terms of quaternions.

IV. GLOBAL UNSCENTED ATTITUDE ESTIMATION

The attitude estimator presented in the previous section based on the averaged solution (52) to the stochastic differential equation (51). Alternatively, one may approximate a probability distribution on $\text{SO}(3)$ by selected attitudes and weights and propagate them along the solution of the stochastic differential equation, such as in unscented filters [32]. In nonlinear estimation on \mathbb{R}^n , unscented filters are favored as there is no need for sacrificing the relatively well-known information of the dynamic system via linearization, and they have a higher accuracy, compared with the popular extended Kalman filter for nonlinear systems,

This section provides an unscented transform to approximate a matrix Fisher distribution on $\text{SO}(3)$ via selected attitudes and weighting parameters. Based on this, an unscented attitude estimator is constructed.

A. Unscented Transform

Suppose $R \sim \mathcal{M}(F)$. We wish to define a set of rotation matrices and weights that approximate $\mathcal{M}(F)$. In the unscented transformation for the Gaussian distribution in \mathbb{R}^n , the sigma points may be chosen along the principle axes of the Gaussian ellipsoid. Motivated by this and the geometric interpretation of the matrix Fisher distribution summarized in Section II-E, the following unscented transform is proposed for the matrix Fisher distribution on $\text{SO}(3)$.

Definition IV.1. (*Unscented Transform*) Consider a matrix Fisher distribution $\mathcal{M}(F)$ for a matrix parameter $F \in \mathbb{R}^{3 \times 3}$. Let the proper singular value decomposition of F is given by (8).

The set of seven sigma points $\Sigma_R(F) \subset \text{SO}(3)^7$ is defined as

$$\Sigma_R(F) = \{R_0 = UV^T\} \cup \{R_i(\theta_i), R_i(-\theta_i) \mid i \in \{1, 2, 3\}\}, \quad (58)$$

where $R_i(\theta_i)$ is given by (43), with $0 < \theta_i < \pi$ defined as

$$\cos \theta_i = \begin{cases} \sigma + \frac{(1 - \sigma)(\log c(S) - s_i)}{s_j + s_k} & \text{if } s_j + s_k \geq 1, \\ \{\sigma + (1 - \sigma)(\log c(S) - s_i) + \frac{1}{2}\}(s_j + s_k) - \frac{1}{2} & \text{else if } 0 \leq s_j + s_k < 1, \end{cases} \quad (59a)$$

$$(59b)$$

for $(i, j, k) \in \mathcal{I}$ with a parameter σ satisfying

$$0 \leq \max \left\{ \frac{2s_1 + s_2 - s_3 - 1}{2s_1 + s_2 - s_3 + 1}, \frac{s_1 - s_3}{s_1 + s_2} \right\} < \sigma < 1. \quad (60)$$

Next, let $w_0 \in \mathbb{R}$ be the weight of $R_0 = UV^T$, and let $w_i \in \mathbb{R}$ be the weight of $R_i(\pm\theta_i)$. The set of weights $\Sigma_w(F) = \{w_0\} \cup \{w_i, w_i \mid i \in \{1, 2, 3\}\} \subset \mathbb{R}^7$ for each sigma point of (58) is defined by

$$w_i = \frac{1}{4(1 - \cos \theta_i)} \left\{ \frac{1}{c(S)} \left(\frac{\partial c(S)}{\partial s_i} - \frac{\partial c(S)}{\partial s_j} - \frac{\partial c(S)}{\partial s_k} \right) + 1 \right\}, \quad (61)$$

$$w_0 = 1 - 2 \sum_{i=1}^3 w_i. \quad (62)$$

The concatenated map $\Sigma(F) = (\Sigma_R(F), \Sigma_w(F)) \subset (\text{SO}(3) \times \mathbb{R})^7$ is referred to as the unscented transform of $\mathcal{M}(F)$.

In other words, for a given parameter matrix F , the seven sigma points are chosen as the mean attitude, and rotations of the mean attitude about each principle axis by the angle determined by (59). Note that each sigma point is guaranteed to be a rotation matrix in $\text{SO}(3)$, and the sum of the weighting parameters is equal to one.

The equation (59) to select the rotation angle is motivated as follows. Consider the first case (59a) when $s_j + s_k \geq 1$.

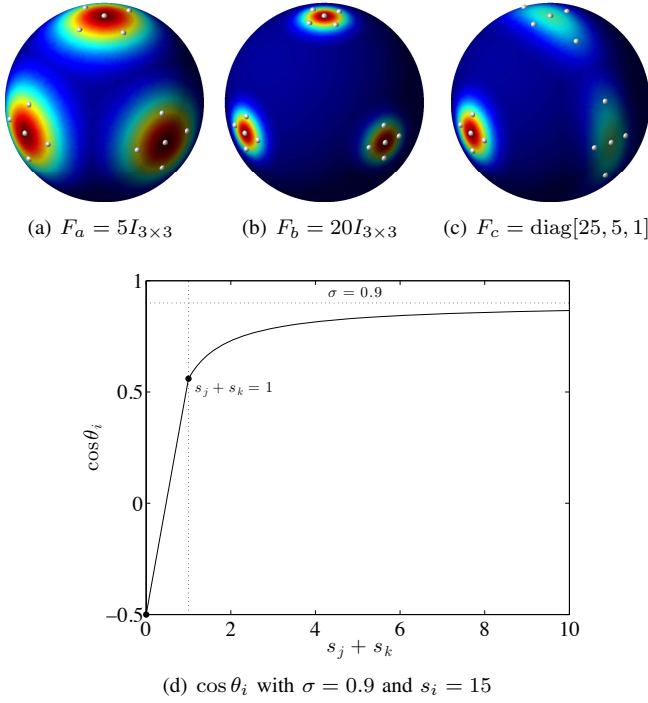


Fig. 4. Visualization of sigma points with $\sigma = 0.9$: (a-c) the body-fixed axes of each sigma point for selected matrix Fisher distributions are illustrated; (d) $\cos \theta_i$ defined at (59) as a function of $s_j + s_k$

For any $i \in \{1, 2, 3\}$, substituting (59a) into (45) and taking logarithm, we obtain

$$\log p(R_i(\pm\theta_i)) = \sigma(-\log c(S) + \text{tr}[S]),$$

which follows that the last six sigma points of (58) have the identical value of the probability density, given by $\frac{1}{c(S)} \exp(\sigma \text{tr}[S])$. This is similar to the conventional unscented transform for a Gaussian distribution in \mathbb{R}^n , where the non-central sigma points share the same value of the density. The ratio of the shared probability density to the maximum density, $\frac{1}{c(S)} \exp(\text{tr}[S])$ is given by $\exp((\sigma - 1)\text{tr}[S])$. Therefore, the last six sigma points will be closer to the mean attitude, when the distribution is concentrated with larger singular values, or when σ becomes greater. As $\sigma \rightarrow 1$, all of the sigma points converge to the mean attitude.

However, when θ_i becomes more uniformly distributed as $s_j + s_k \rightarrow 0$, the first case (59a) is ill-conditioned. This motivates the second case (59b). When $s_j + s_k = 0$, (59b) yields $\theta_i = \frac{\pi}{3}$, and therefore, there are three uniformly distributed sigma points, namely $R_0 = R_i(0)$, $R_i(\frac{\pi}{3})$, and $R_i(-\frac{\pi}{3})$, along the rotation about the Ue_i axis. The equation (59b) is constructed such that $\theta_i = \frac{\pi}{3}$ when $s_j + s_k = 0$ and it is continuously connected to the first case (59a) at $s_j + s_k = 1$.

In short, the rotation angle θ_i are chosen such that the sigma points become uniformly distributed along the principal axis Ue_i when $s_j + s_k = 0$, and they are more concentrated about the mean attitude when $s_j + s_k$ becomes greater. The overall degree of concentration is also controlled by the parameter σ . Figure 4 illustrates the resulting $\cos \theta_i$ as a function of $s_j + s_k$, as well as the sigma points for selected matrix Fisher distributions for a certain selected case.

Next, we show that the first moments of the weighted sigma points $\Sigma(F)$ match with those of the matrix Fisher distribution $\mathcal{M}(F)$.

Theorem IV.1. Consider $R \sim \mathcal{M}(F)$ and the unscented transform $\Sigma(F)$ defined in Definition IV.1. The (weighted) first moment of the sigma points $\Sigma(F)$ is equal to that of $\mathcal{M}(F)$, i.e.,

$$\sum_{(\tilde{R}, \tilde{w}) \in \Sigma(F)} \tilde{w} \tilde{R} = E[R]. \quad (63)$$

Proof. We first show that the presented unscented transform, especially θ_i is well defined via (59). From the property (iii) of Theorem II.1, and since $-s_1 \leq -s_i$,

$$-2s_1 - s_2 + s_3 \leq \log c(S) - s_i \leq s_j + s_k, \quad (64)$$

for any $(i, j, k) \in \mathcal{I}$, where the inequalities become strict when $S \neq 0_{3 \times 3}$.

Using this, an upper bound of (59a) is given by

$$\sigma + (1 - \sigma) \frac{\log c(S) - s_i}{s_j + s_k} < \sigma + (1 - \sigma) \frac{s_j + s_k}{s_j + s_k} = 1,$$

and its lower bound is

$$\sigma + (1 - \sigma) \frac{\log c(S) - s_i}{s_j + s_k} > \sigma + (1 - \sigma) \frac{-2s_1 - s_2 + s_3}{s_2 + s_3},$$

which is greater than -1 as $\frac{s_1 - s_3}{s_1 + s_2} < \sigma < 1$. Therefore, the right hand side of (59a) belongs to $(-1, 1)$.

Similarly, from (64), an upper bound of (59b) is

$$\left\{ \sigma + (1 - \sigma)(s_j + s_k) + \frac{1}{2} \right\} (s_j + s_k) - \frac{1}{2},$$

which is strictly less than 1 as $0 < \sigma < 1$ and $0 \leq s_j + s_k < 1$. A lower bound of (59b) is

$$\left\{ \sigma + (1 - \sigma)(-2s_1 - s_2 + s_3) + \frac{1}{2} \right\} (s_j + s_k) - \frac{1}{2},$$

which is a linear function of σ . When $\sigma = 1$, this reduces to $\frac{3}{2}(s_j + s_k) - \frac{1}{2} < 1$, and when $\sigma = \frac{2s_1 + s_2 - s_3 - 1}{2s_1 + s_2 - s_3 + 1}$, this is simplified into $-\frac{1}{2}(s_j + s_k) - \frac{1}{2} > -1$ as $s_j + s_k < 1$. In short, the absolute value of the right hand sides of (59) is strictly less than 1, and therefore θ_i is well defined.

Next, the first moment of the sigma points are given by

$$\sum_{(\tilde{R}, \tilde{w}) \in \Sigma(F)} \tilde{w} \tilde{R} = w_0 UV^T + \sum_{i=1}^3 w_i \{R_i(\theta_i) + R_i(-\theta_i)\}.$$

We have $R_i(\theta_i) + R_i(-\theta_i) = U \{ \exp(\theta_i \hat{e}_i) + \exp(-\theta_i \hat{e}_i) \} V^T = 2U \{ I_{3 \times 3} + (1 - \cos \theta_i) \hat{e}_i^2 \} V^T$ from (43) and Rodrigues' formula. Substituting $\hat{e}_i^2 = e_i e_i^T - I_{3 \times 3}$ and rearranging, the first moment reduces to

$$\sum_{(\tilde{R}, \tilde{w}) \in \Sigma(F)} \tilde{w} \tilde{R} = U D V^T, \quad (65)$$

where $D \in \mathbb{R}^{3 \times 3}$ is a diagonal matrix, whose i -th diagonal element for $(i, j, k) \in \mathcal{I}$ is given by

$$D_{ii} = w_0 + 2(w_i + \cos \theta_j w_j + \cos \theta_k w_k).$$

TABLE II
UNSCENTED ATTITUDE UNCERTAINTY PROPAGATION

1: procedure $F_{k+1} = \text{UNSCENTED_PROPAGATION}(F_k, \Omega_k, H_k)$
2: Compute the set of 7 sigma points and weights $\Sigma(F_k)$ from Definition IV.1
3: Propagate each sigma point with $R_{i,k+1} = R_{i,k} \exp(h\hat{\Omega}_k)$
4: Compute the first moment of the propagated attitudes $E[R_{k+1}]$ via (63)
5: Update the first moment according to (52) with $G_k = hH_kH_k^T$ by
$E[R_{k+1}] = E[R_{k+1}] \left\{ I_{3 \times 3} + \frac{h}{2} (-\text{tr}[G_k]I_{3 \times 3} + G_k) \right\}$
6: Perform the singular value decomposition of $E[R_{k+1}]$ to obtain U, D, V from (47)
7: Solve (49) for S with D
8: Compute F_{k+1} with U, S, V from (48)
9: end procedure

Substituting (62) and (61), this reduces to

$$\begin{aligned}
D_{ii} &= 1 + 2(\cos \theta_j - 1)w_j + 2(\cos \theta_k - 1)w_k \\
&= 1 - \frac{1}{2} \left\{ \frac{1}{c(S)} \left(\frac{\partial c(S)}{\partial s_j} - \frac{\partial c(S)}{\partial s_k} - \frac{\partial c(S)}{\partial s_i} \right) + 1 \right\} \\
&\quad - \frac{1}{2} \left\{ \frac{1}{c(S)} \left(\frac{\partial c(S)}{\partial s_k} - \frac{\partial c(S)}{\partial s_i} - \frac{\partial c(S)}{\partial s_j} \right) + 1 \right\} \\
&= \frac{1}{c(S)} \frac{\partial c(S)}{\partial s_i}.
\end{aligned}$$

Therefore, $D = E[Q]$ according to (20), and the first moment of the sigma points given at (65) is equivalent to the first moment of $\mathcal{M}(R)$ at (25). \square

Remark IV.1. (*Inverse of Unscented Transform*) Theorem IV.1 yields the inverse of the proposed unscented transform to obtain the matrix Fisher distribution $\mathcal{M}(F)$ for given sigma points and weights $\Sigma(F)$. More explicitly, the first moment $E[R]$ is computed as a weighted sum as (63). The remaining procedure to obtain F is similar to the maximum log-likelihood estimation summarized in Theorem II.6: perform the proper singular value decomposition of $E[R]$ to obtain U, D, V from (47); solve (49) for S ; the matrix parameter F is constructed by $F = USV^T$ from (48).

B. Unscented Attitude Estimation

Based on the proposed unscented transform, we construct a Bayesian attitude estimator as follows. In unscented filtering in \mathbb{R}^n , the effects of the process noise is handled either by augmenting the state vector to include the noise, or by adding the covariance of the noise to the propagated covariance of the state. For the stochastic differential equation (51) considered in this paper, the process noise corresponds to the last term HdW . Augmenting the state of (51) into $(R, W) \in \text{SO}(3) \times \mathbb{R}^3$ and constructing an unscented transform on $\text{SO}(3) \times \mathbb{R}^3$ is beyond the scope of this paper.

Instead, the effects of HdW are incorporated via (52). More precisely, consider $R_k \sim \mathcal{M}(F_k)$ for a given $F_k \in \mathbb{R}^{3 \times 3}$. The seven sigma points are constructed according to Definition IV.1, and each one is propagated along (51) with $HdW = 0$ via $R_{i,k+1} = R_{i,k} \exp(h\hat{\Omega}_k)$. The weighted first moment of

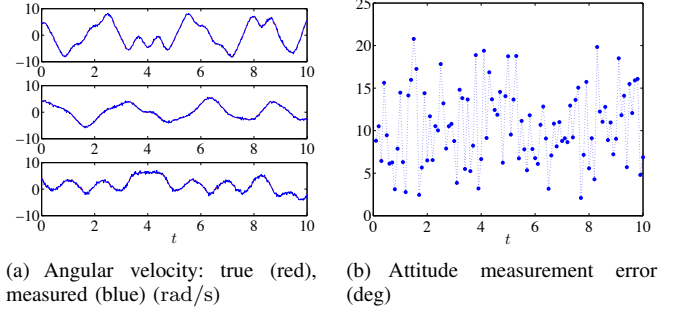


Fig. 5. Angular velocity trajectories and measurement errors

the propagated sigma points is obtained by (65), and it is multiplied by $I_{3 \times 3} + \frac{h}{2} (-\text{tr}[G_k]I_{3 \times 3} + G_k)$ to obtain $E[R_{k+1}]$. The remaining procedure to construct the propagated matrix Fisher distribution $\mathcal{M}(F_{k+1})$ is identical to the steps 13 through 15 of Table I. This corresponding propagation scheme based on the proposed unscented transform is summarized in Table II.

An unscented Bayesian attitude estimation scheme is formulated, by replacing the propagation procedure of the first-order attitude estimator introduced in the prior section with the unscented propagation of the current section (more precisely, by substituting the steps 10 through 16 of Table I with Table II). There is no need to introduce a new correction procedure with the unscented transform, as the results of Theorem III.2 is exact and complete.

V. NUMERICAL EXAMPLES

We apply the proposed attitude estimators for a complex attitude dynamics of a rigid body acting under a uniform gravity, referred to as a 3D pendulum. It is shown that a 3D pendulum may exhibit highly irregular attitude maneuvers, and we adopt a particular nontrivial maneuver presented in [33] as the true attitude and angular velocity for the numerical example considered in this section. The initial attitude and the angular velocity are $R_{true}(0) = I_{3 \times 3}$ and $\Omega_{true}(0) = 4.14 \times [1, 1, 1] \text{ rad/s}$.

It is assumed that there is a single full attitude sensor and a gyro, which measure the attitude and the angular velocity at the rates of 10 Hz, and 50 Hz, respectively. The matrix parameter for the attitude measurement error is chosen as $F_Z = \text{diag}[40, 50, 35]$, and the rotation matrix Z_i representing the attitude measurement error is sampled with $Z_i R \sim \mathcal{M}(F_Z)$, according to the rejection method described in [34]. The resulting mean attitude measurement error is 10.45° . The measurement error for the angular velocity is defined by $H = \text{diag}[1.8, 1.6, 2.4]$, and the mean length of the angular velocity measurement error is 0.45 rad/s. The trajectories of the angular velocity and the measurement errors are illustrated in Figure 5.

To implement the proposed estimators, (49) should be solved for S . Newton's method with a line search is used with the gradient computed by (18) and (19). A software package composed with Matlab is available in [35].

TABLE III
AVERAGED VALUES FOR STEADY-STATE RESPONSES AFTER $t = 0.5$

		est. err.	$s_2 + s_3$	$s_3 + s_1$	$s_1 + s_2$
Case I	First Order	6.32°	95.89	119.78	124.88
	Unscented	6.32°	96.14	119.70	124.98
	MEKF [1]	10.18°	N/A	N/A	N/A
Case II	First Order	8.70°	35.74	37.56	39.10
	Unscented	7.91°	50.36	53.54	54.28

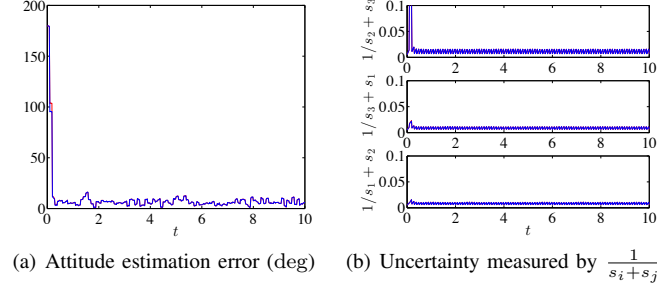


Fig. 6. Case I: large initial error: first-order (red), unscented (blue)

A. Case I: Large initial Estimation Error

We consider two cases depending on the estimate of the initial attitude. For Case I, the initial matrix parameter is

$$F(0) = 100 \exp(\pi \hat{e}_1),$$

where the initial mean attitude is $M(0) = \exp(\pi \hat{e}_1)$, which corresponds to 180° rotation of $R_{true}(0)$ about the first body-fixed axis. It is highly concentrated, since $S(0) = 100I_{3 \times 3}$ is relatively large. As such, this represents the case where the estimator is falsely too confident about the completely incorrect attitude.

The results of the first-order attitude estimator proposed in Section III and the unscented estimator presented in Section IV are summarized in Table III and Figure 6, where the attitude estimation error is presented, and the degree of uncertainty in the estimates are measured via $\frac{1}{s_i + s_j}$. The results of multiplicative extended Kalman filter (MEKF) [1] are also presented in Table III.

While the unscented filter exhibits slightly smaller estimation errors and faster convergence, there is no meaningful difference from the first-order estimator. For both estimators, the attitude estimation error rapidly reduces to below 4° from the initial error of 180° after three attitude measurements at $t = 0.3$, and the mean attitude error afterward is about 9° . The uncertainties in the attitude increase until $t = 0.3$ since the measurements strongly conflict with the initial estimate, but they decrease quickly after the attitude estimate converges. Both approaches yield smaller estimation error than MEKF.

These can be also observed from the visualization of $\mathcal{M}(F_k)$ of the first-order filter in Figure 7. Since the color shading of the figures is reinitialized in each figure, the value of the maximum probability density, corresponding to the dark red color, is specified as well. Initially, the probability distribution is highly concentrated, and it becomes dispersed a little at $t = 0.08$ due to the angular velocity measurement

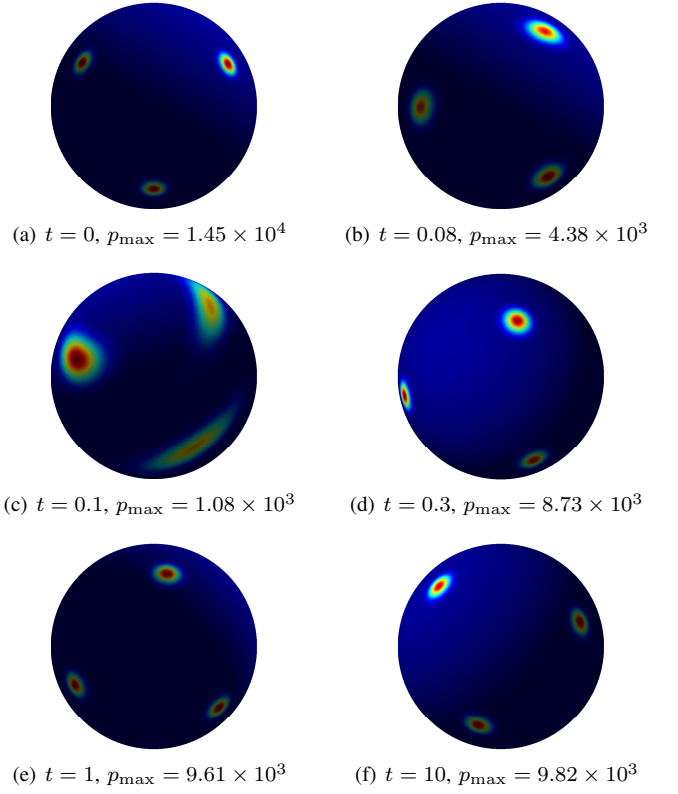


Fig. 7. Case I: visualizations of $\mathcal{M}(F_k)$ for the first-order filter

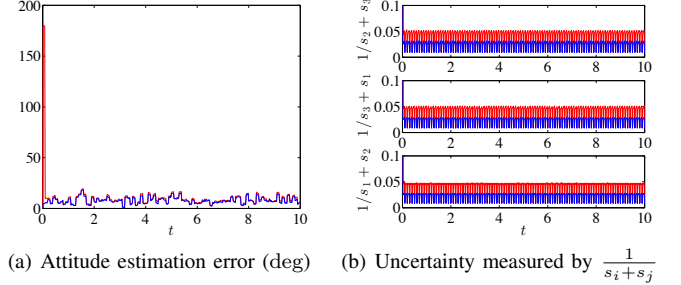


Fig. 8. Case II: large initial uncertainty: first-order (red), unscented (blue)

noise. But, after the initial attitude measurement is incorporated at $t = 0.1$, the probability distributions for the second axis and the third axis become dispersed noticeably due to the conflict between the belief and the measurement. This is continued until $t = 0.3$. But, later at $t = 1$ and $t = 10$, the estimated attitude distribution becomes concentrated about the true attitude.

B. Case II: Large Initial Uncertainty

For the second case, the matrix parameter is chosen as

$$F(0) = 0_{3 \times 3},$$

which represents the uniform distribution on $SO(3)$, where the initial attitude is completely known. For example, this may happen when a satellite is discharged from a launch vehicle and tumbling freely in space.

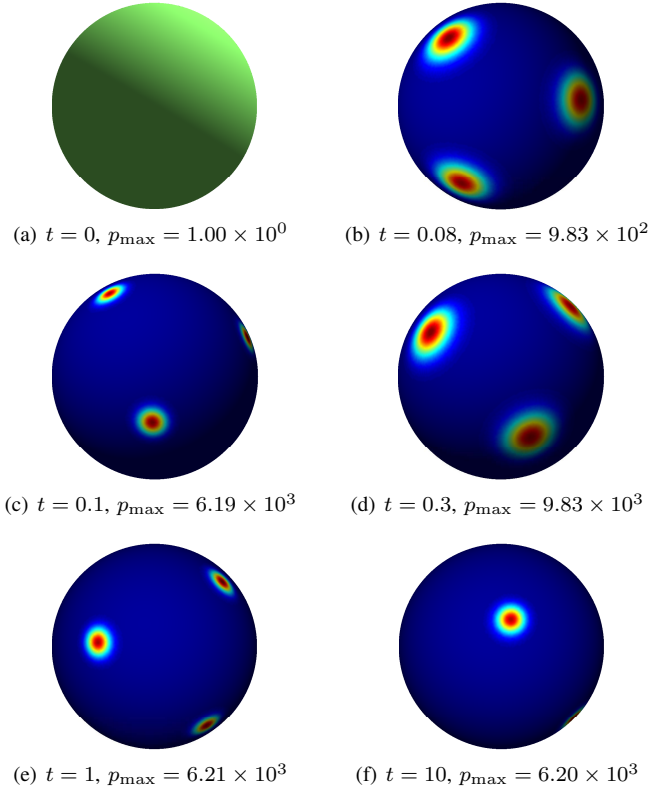


Fig. 9. Case II: visualizations of $\mathcal{M}(F_k)$ for the unscented filter

The corresponding numerical simulation results are summarized in Table III, and Figures 8 and 9. In this case, the unscented filter performs better than the first-order filter noticeably. Both the attitude estimation error and the uncertainty decrease over time, since there is no strong conflict between the measurement and the estimate as opposed to the first case. In Figure 9, it is illustrated that the estimated distribution becomes concentrated, especially after the first attitude measurement is available at $t = 0.1$.

The presented cases for attitude estimation are particularly challenging since (i) the estimator is initially strongly confident about an incorrect attitude with the maximum error 180° , or the initial attitude is completely unknown; (ii) the considered attitude dynamics is swift and complex; (iii) both attitude and angular velocity measurement errors are relatively large; (iv) the attitude measurements are infrequent. It is shown that the proposed approach exhibits satisfactory, reasonable results even for the presented challenging cases.

VI. CONCLUSIONS

This paper formulates a compact form of an exponential density model, referred to the matrix Fisher distribution on $\text{SO}(3)$, and it presents several stochastic properties. It is shown that the shape of the distribution is specified by the nine matrix parameters, through the mean attitude, the principal axes, and the dispersion along every principal axis. This is comparable to the Gaussian distribution in \mathbb{R}^3 that is determined by nine elements of the mean and the covariance that describe the similar attributes. The matrix Fisher distribution on $\text{SO}(3)$ is

rich enough to characterize critical information of probability distributions on $\text{SO}(3)$, while being concise, especially compared with non-commutative harmonic analysis. As such, there is a great potential in the proposed matrix Fisher distribution for various stochastic analyses formulated globally on $\text{SO}(3)$.

In particular, two types of Bayesian attitude estimators are constructed utilizing the matrix Fisher distribution, either by the first moment matching or the unscented transform. It is illustrated that the proposed attitude estimator resolves several issues of the existing attitude estimators developed in terms of quaternions, such as singularities and ambiguities. Furthermore, they exhibit excellent convergence properties especially for challenging cases with large initial errors or uncertainties, including the uniform distributions.

APPENDIX

A. Proof of Theorem II.1

Properties (i-iii): Substituting (7) into (6),

$$c(F) = \int_{\text{SO}(3)} \exp(\text{tr}[SU^T RV]) dR.$$

We perform a change of variable from R to $Q = U^T RV \in \text{SO}(3)$. This transforms $\text{SO}(3)$ into $\text{SO}(3)$, and from the invariance of the Haar measure, we have $dQ = d(U^T RV) = dR$. Therefore,

$$c(F) = \int_{\text{SO}(3)} \exp(\text{tr}[SQ]) dQ = c(S), \quad (66)$$

which shows the first equality of (i). The next property (ii) follows directly from this as the singular values of F remain unchanged by either taking the transpose or multiplying it with another rotation matrix. Let $C = [e_3, e_2, e_1] \in \text{SO}(3)$. Then, any circular shift of the diagonal elements of S can be written as $(C^m)^T S C^m$ for an integer m . From (ii), $c(S) = c((C^m)^T S C^m)$, which shows the second equality of (i).

From the definition of the scaled Haar measure and the property of the probability density, we have $\int_{\text{SO}(3)} dR = \int_{\text{SO}(3)} p(R) dR = 1$. It follows that when the probability density is non-uniform, i.e., $S \neq 0_{3 \times 3}$,

$$\min_{R \in \text{SO}(3)} \{p(R)\} < 1 < \max_{R \in \text{SO}(3)} \{p(R)\}. \quad (67)$$

Since the normalizing constant is independent of R , maximizing $p(R)$ is equivalent to maximizing $\text{tr}[F^T R] = \text{tr}[V S U^T R] = \text{tr}[S(U^T RV)]$. Let the rotation matrix $U^T RV$ be parameterized by the exponential map as

$$U^T RV = \exp(\theta \hat{a}) = I_{3 \times 3} + \sin \theta \hat{a} + (1 - \cos \theta) \hat{a}^2,$$

for $\theta \in [0, 2\pi)$ and $a \in \mathbb{S}^2$. Substituting this,

$$\text{tr}[S(U^T RV)] = \text{tr}[S] - (1 - \cos \theta) \sum_{(i,j,k) \in \mathcal{I}} (s_i + s_j) a_k^2. \quad (68)$$

Since $s_1 \geq s_2 \geq |s_3| \geq 0$, $s_i + s_j \geq 0$ for any $(i, j, k) \in \mathcal{I}$, $\text{tr}[S(U^T RV)]$ is maximized when $\theta = 0$, or equivalently $U^T RV = I_{3 \times 3}$ and $R = UV^T$. The corresponding maximum value of the probability density is $\frac{1}{c(S)} \exp(\text{tr}[S])$, which

follows $c(S) < \exp(\text{tr}[S])$ via (67). Similarly, (68) is minimized when $\theta = \pi$ and $a = [0, 0, 1]$, since $s_1 + s_2 \geq s_1 + s_3 \geq s_2 + s_3$, and the minimum value of the density is $\frac{1}{c(S)} \exp(\text{tr}[S] - 2(s_1 + s_2))$ which is less than 1. When $S = 0_{3 \times 3}$, $c(S) = 1$, and the property (iii) becomes trivial. These show (iii).

Properties (iv): Next, consider (iv). Let $x \in S^3$ be the quaternion of the rotation matrix Q , where the three-sphere is denoted by $S^3 = \{x \in \mathbb{R}^4 \mid \|x\| = 1\}$. Let $q \in \mathbb{R}^3$ and $q_4 \in \mathbb{R}$ be the vector part and the scalar part of the quaternion x , i.e., $x = [q^T, q_4]^T$. The corresponding rotation matrix is written as

$$Q(x) = (q_4^2 - q^T q)I + 2qq^T + 2q_4\hat{q}, \quad (69)$$

(see, for example, [29]). Using several properties of the trace,

$$\text{tr}[SQ(x)] = \text{tr}[(q_4^2 - q^T q)S + 2qq^T S] = x^T Bx,$$

where the diagonal matrix $B \in \mathbb{R}^{4 \times 4}$ is given by

$$B = \begin{bmatrix} 2S - \text{tr}[S]I & 0_{3 \times 1} \\ 0_{1 \times 3} & \text{tr}[S] \end{bmatrix}. \quad (70)$$

Substituting this into (66), and by changing the integration variable,

$$c(S) = \int_{\text{RP}^3} \exp(x^T Bx) \mathcal{J}(x) dx, \quad (71)$$

where the real projective space is defined as $\text{RP}^3 = \{x \in S^3 \mid x = -x\}$. This corresponds to S^3 where the antipodal points are identified, and it is diffeomorphic to $\text{SO}(3)$ via (69), i.e., $Q(\text{RP}^3) = \text{SO}(3)$. The scalar $\mathcal{J}(x) \in \mathbb{R}$ is composed of two factors. The first one is to convert the three dimensional infinitesimal volume dx on S^3 to the three dimensional volume $Q(dx)$ on $\text{SO}(3)$, and the second factor accounts that dx and dQ are normalized by the volume of S^3 and $\text{SO}(3)$ respectively.

In [29], the perturbation of $Q(x)$ is given by

$$(Q^T \delta Q)^\vee = 2(q_4 \delta q - q \delta q_4 - q \times \delta q) = J(x) \delta x,$$

where the matrix $J \in \mathbb{R}^{3 \times 4}$ is

$$J(x) = 2 \begin{bmatrix} q_4 I - \hat{q} & -q \end{bmatrix}.$$

Therefore, the scaling factor is

$$\mathcal{J}(x) = \frac{2\pi^2}{8\pi^2} \sqrt{\det[J(x)J(x)^T]} = \frac{2\pi^2}{8\pi^2} \sqrt{\det[4I_{3 \times 3}]} = 2,$$

where $2\pi^2$ and $8\pi^2$ correspond to the volume of S^3 and $\text{SO}(3)$, respectively. Furthermore, the three-sphere can be considered as $S^3 = \{x, -x \mid x \in \text{RP}^3\}$, and $x^T Bx$ is an even function of B . Applying these to (71),

$$c(S) = \int_{\text{RP}^3} 2 \exp(x^T Bx) dx = \int_{S^3} \exp(x^T Bx) dx. \quad (72)$$

The above expression is equivalent to the normalizing constant of the Bingham distribution on S^3 , which is given by the hypergeometric function of matrix argument,

${}_1F_1^{(2)}(\frac{1}{2}, 2; B)$ [11]. In [36], [26], it is shown that the hypergeometric function can be evaluated by

$${}_1F_1^{(2)}(\frac{1}{2}, 2; B) = \int_{-1}^1 \frac{1}{2} I_0 \left[\frac{1}{4} (b_2 - b_1)(1 - u) \right] \times I_0 \left[\frac{1}{4} (b_4 - b_3)(1 + u) \right] \exp \left\{ -\frac{1}{2} (b_1 + b_2)u \right\} du, \quad (73)$$

where b_i denotes the i -th diagonal element of B for $i \in \{1, 2, 3, 4\}$.

In short, the normalizing constant for the matrix Fisher distribution on $\text{SO}(3)$ corresponds to the normalizing constant for the Bingham distribution on S^3 , when the matrix B is defined by (70). The certain equivalence between the matrix Fisher distribution and the Bingham distribution was identified in [37], and an expression for $c(S)$ is presented in [26] based on the relation. However, that reference did not consider the scaling factor $\mathcal{J}(x)$ properly, thereby presenting an erroneous expression.

Here, combining (73) with (70) yield (14) when $(i, j, k) = (1, 2, 3)$. From the property (i), (14) is satisfied for any $(i, j, k) \in \mathcal{I}$. This shows (iv).

Properties (v-vi): It is straightforward to obtain (15) by taking the derivatives of (14) with each of s_i, s_j, s_k using (2) and the chain rule.

Next, adding (15b) with (15a),

$$\frac{\partial c(S)}{\partial s_i} + \frac{\partial c(S)}{\partial s_j} = \int_{-1}^1 \frac{1}{2} (1 + u) I_0 \left[\frac{1}{2} (s_i - s_j)(1 - u) \right] \times I_1 \left[\frac{1}{2} (s_i + s_j)(1 + u) \right] \exp(s_k u) du.$$

Recall $I_0(x) \geq 1$ for any $x \in \mathbb{R}$ and $I_1(x) \geq 0$ when $x \geq 0$. Therefore, the integrand of the above expression is greater than or equal to zero, and this shows (16). Similarly, subtracting (15b) from (15a),

$$\frac{\partial c(S)}{\partial s_i} - \frac{\partial c(S)}{\partial s_j} = \int_{-1}^1 \frac{1}{2} (1 - u) I_1 \left[\frac{1}{2} (s_i - s_j)(1 - u) \right] \times I_0 \left[\frac{1}{2} (s_i + s_j)(1 + u) \right] \exp(s_k u) du,$$

which is greater than or equal to zero when $s_i \geq s_j$. This follows $\frac{\partial c(S)}{\partial s_1} \geq \frac{\partial c(S)}{\partial s_2} \geq \frac{\partial c(S)}{\partial s_3}$. Find $\frac{\partial c(S)}{\partial s_2}$ from (15a) with $(i, j, k) = (2, 3, 1)$. Since $0 \leq s_2 - s_3, s_2 + s_3$, the integrand of (15a) is greater than or equal to zero, and therefore $\frac{\partial c(S)}{\partial s_2} \geq 0$. Combined with (16), these show (17).

The remaining property (vi) directly follows from (15c), using the chain rule and (2).

B. Magnus Expansion

Theorem A.1 (Magnus Expansion [38]). *Consider a matrix differential equation*

$$\dot{Y}(t) = Y(t)A(t), \quad (74)$$

with $Y(0) = Y_0 \in \mathbb{R}^{n \times n}$. The solution can be written as

$$Y(t) = Y_0 \exp(X(t)), \quad (75)$$

with the matrix valued function $X(t)$ defined by

$$\dot{X}(t) = d \exp_{-X(t)}^{-1}(A(t)), \quad X(0) = 0, \quad (76)$$

where $d \exp$ denote the inverse of the derivative of the matrix exponential. Applying Picard fixed point iteration yields

$$X(t) = \int_0^t A(\tau) d\tau + \frac{1}{2} \int_0^t \left[\int_0^\tau A(\sigma) d\sigma, A(\tau) \right] d\tau + \mathcal{O}(t^3), \quad (77)$$

where $[A, B] = AB - BA$ denotes the adjoint operator.

The Magnus expansion provides a series form of a solution (75) using the exponential map for a matrix differential equation given by (74). While the Magnus expansion is developed for a slightly different form of a matrix differential equation, namely $\dot{Y}(t) = A(t)Y(t)$ in [38], [39], it is straightforward to generalize those results for (74) to obtain (75)–(77).

Using this, we find the solution of (51) when $\Omega = 0$ as follows.

Proposition A.1. Consider (51). Suppose $\Omega = 0$. Then

$$R_{k+1} = R_k \exp(\hat{q}_1 + \hat{q}_2 + \mathcal{O}(\|\Delta W_k\|^3)), \quad (78)$$

where $\Delta W_k = W_{k+1} - W_k$, and

$$q_1 = \int_{t_k}^{t_{k+1}} H(\tau) dW(\tau), \quad (79)$$

$$q_2 = \frac{1}{2} \int_{t_k}^{t_{k+1}} \int_{t_k}^\tau H(\sigma) dW(\sigma) \times H(\tau) dW(\tau), \quad (80)$$

and the first moment of R_{k+1} is given by

$$\mathbb{E}[R_{k+1}] = \mathbb{E}[R_k] \left\{ I_{3 \times 3} + \frac{h}{2} (-\text{tr}[G_k] I_{3 \times 3} + G_k) + \mathcal{O}(h^{1.5}) \right\}, \quad (81)$$

with $G_k = H_k H_k^T \in \mathbb{R}^{3 \times 3}$.

Proof. Considering (74) as $Y^{-1} dY = A dt$, and using $[\hat{x}, \hat{y}] = (x \times y)^\vee$ for any $x, y \in \mathbb{R}^3$, Theorem A.1 can be applied to $R^{-1} dR = (H dW)^\wedge$ to obtain (78)–(80). Note the additional terms beyond q_2 contains triple (or higher) order integrations with respect to dW , and they have the order of ΔW_k tripled.

Next, we find the mean of q_1 , $q_1 q_1^T$ and q_2 as follows. Let the time interval $[t_k, t_{k+1}]$ be evenly decomposed by the sequence $\{\tau_0 = t_k, \tau_1, \dots, \tau_{N_\tau} = t_{k+1}\}$ for a positive integer N_τ . From the definition of Ito's integral,

$$q_1 = \lim_{N_\tau \rightarrow \infty} \sum_{l=0}^{N_\tau-1} H(\tau_l) \Delta W(\tau_l),$$

where $\Delta W(\tau_l) = W(\tau_{l+1}) - W(\tau_l)$. According to the definition of the Wiener process [30], [31], the increment of the Wiener process has the zero mean. Therefore, $\mathbb{E}[q_1] = 0$. Also,

$$q_1 q_1^T = \lim_{N_\tau \rightarrow \infty} \sum_{l,m=0}^{N_\tau-1} H(\tau_l) \Delta W(\tau_l) \Delta W(\tau_m)^T H(\tau_m)^T.$$

From the variance of the increment of the Wiener process, $\mathbb{E}[\Delta W(\tau_l) \Delta W(\tau_m)^T] = \delta_{l,m} (\tau_{l+1} - \tau_l) I_{3 \times 3}$, where $\delta_{l,m}$ denotes the Kronecker delta. Thus,

$$\begin{aligned} \mathbb{E}[q_1 q_1^T] &= \lim_{N_\tau \rightarrow \infty} \sum_{l=0}^{N_\tau-1} H(\tau_l) H(\tau_l)^T (\tau_{l+1} - \tau_l) \\ &= \int_{t_k}^{t_{k+1}} H(\tau) H(\tau)^T d\tau = h G_k + \mathcal{O}(h^2). \end{aligned}$$

For each l , let the interval $[t_k, \tau_l]$ be evenly divided by the sequence $\{\sigma_0 = t_k, \sigma_1, \dots, \sigma_{N_\sigma} = \tau_l\}$ for a positive integer $N_\sigma > 1$. From (80),

$$\begin{aligned} 2q_2 &= \lim_{N_\tau \rightarrow \infty} \sum_{l=0}^{N_\tau-1} \left\{ \lim_{N_\sigma \rightarrow \infty} \sum_{m=0}^{N_\sigma-1} H(\sigma_m(l)) \Delta W(\sigma_m(l)) \right\} \\ &\quad \times H(\tau_l) \Delta W(\tau_l). \end{aligned}$$

From the definition of the cross product and since H is diagonal, the i -th element of $H(\sigma_m) \Delta W(\sigma_m) \times H(\tau_l) \Delta W(\tau_l)$ is given by

$$\begin{aligned} e_i^T \{ H(\sigma_m) \Delta W(\sigma_m) \times H(\tau_l) \Delta W(\tau_l) \} \\ = H_j(\sigma_m) \Delta W_j(\sigma_m) H_k(\tau_l) \Delta W_k(\tau_l) \\ - H_k(\sigma_m) \Delta W_k(\sigma_m) H_j(\tau_l) \Delta W_j(\tau_l), \end{aligned}$$

for $(i, j, k) \in \mathcal{I}$. Since ΔW_j and ΔW_k are mutually independent, and $\mathbb{E}[\Delta W_j] = \mathbb{E}[\Delta W_k] = 0$, the mean of the above expression is zero, as well as q_2 . In short, $\mathbb{E}[q_1] = \mathbb{E}[q_2] = 0$, and $\mathbb{E}[q_1 q_1^T] = h G_k + \mathcal{O}(h^2)$.

Expanding the exponential map of (78),

$$R_{k+1} = R_k (I_{3 \times 3} + \hat{q}_1 + \hat{q}_2 + \frac{1}{2} \hat{q}_1^2 + \mathcal{O}(\|\Delta W_k\|^3)).$$

Taking the mean, the first moment is given by

$$\mathbb{E}[R_{k+1}] = \mathbb{E}[R_k] (I_{3 \times 3} + \frac{1}{2} \mathbb{E}[\hat{q}_1^2] + \mathcal{O}(h^2) + \mathcal{O}(\mathbb{E}[\|\Delta W_k\|^3])).$$

Since $\hat{x}^2 = x x^T - \|x\|^2 I_{3 \times 3}$ for any $x \in \mathbb{R}^3$, $\mathbb{E}[\hat{q}_1^2] = \mathbb{E}[q_1 q_1^T - \|q_1\|^2 I_{3 \times 3}] = h G_k - \text{tr}[h G_k] I_{3 \times 3}$. Also as $\mathbb{E}[dW^2] = dt$ for a Wiener process W , $\mathcal{O}(\mathbb{E}[\|\Delta W_k\|^3])$ is considered as $\mathcal{O}(h^{1.5})$. These yield (81). \square

C. Numerical Implementation

When the proper singular values are large, one may encounter numerical overflow in computing the normalizing constant $c(S)$ via (14). In this appendix, we introduce an exponentially scaled normalizing constant to implement the proposed algorithms in a numerically robust fashion. A software package composed with Matlab is available in [35].

In several numerical computing libraries to compute the modified Bessel function of the first kind, there is a function available to compute an exponentially scaled value [40]. More specifically, the exponentially scaled modified Bessel functions of the first kind are defined as

$$\bar{I}_0(x) = \exp(-|x|) I_0(x), \quad (82)$$

$$\bar{I}_1(x) = \exp(-|x|) I_1(x). \quad (83)$$

For example, in Matlab, $I_0(x)$ is computed by the command `besseli(0, x)`, and the scaled value $\bar{I}_0(x)$ can be obtained

by `besseli(0, x, 1)` with the additional option specified by the last number one. The function $\bar{I}_0(x)$ is differentiable when $x \neq 0$, and from (2)

$$\frac{d\bar{I}_0(x)}{dx} = \bar{I}_1(x) - \text{sgn}[x]\bar{I}_0(x). \quad (84)$$

Motivated by these, we define the *exponentially scaled* normalizing constant as follows.

Definition A.1. For a matrix Fisher distribution $\mathcal{M}(F)$, let the proper singular value decomposition is given by (8). Its exponentially scaled normalizing constant is defined as

$$\bar{c}(S) = \exp(-\text{tr}[S])c(S). \quad (85)$$

We can show that the exponentially scaled normalizing constant and its derivatives are written in terms of the scaled modified Bessel functions as summarized below.

Proposition A.2. Suppose the proper singular value decomposition of F is given by (8). The exponentially scaled normalizing constant for the matrix Fisher distribution (85) satisfies the following properties for any $(i, j, k) \in \mathcal{I}$.

(i) $\bar{c}(S)$ is evaluated by

$$\begin{aligned} \bar{c}(S) = & \int_{-1}^1 \frac{1}{2} \bar{I}_0 \left[\frac{1}{2}(s_i - s_j)(1 - u) \right] \bar{I}_0 \left[\frac{1}{2}(s_i + s_j)(1 + u) \right] \\ & \times \exp((\min\{s_i, s_j\} + s_k)(u - 1)) du. \end{aligned} \quad (86)$$

(ii) The first order derivatives of $\bar{c}(S)$ are given by

$$\begin{aligned} \frac{\partial \bar{c}(S)}{\partial s_k} = & \int_{-1}^1 \frac{1}{2} \bar{I}_0 \left[\frac{1}{2}(s_i - s_j)(1 - u) \right] \bar{I}_0 \left[\frac{1}{2}(s_i + s_j)(1 + u) \right] \\ & \times \exp((\min\{s_i, s_j\} + s_k)(u - 1))(u - 1) du. \end{aligned} \quad (87)$$

(iii) The second order derivatives of $\bar{c}(S)$ with respect to s_k are given by

$$\begin{aligned} \frac{\partial^2 \bar{c}(S)}{\partial s_k^2} = & \int_{-1}^1 \frac{1}{2} \bar{I}_0 \left[\frac{1}{2}(s_i - s_j)(1 - u) \right] \bar{I}_0 \left[\frac{1}{2}(s_i + s_j)(1 + u) \right] \\ & \times \exp((\min\{s_i, s_j\} + s_k)(u - 1))(u - 1) du. \end{aligned} \quad (88)$$

Also, the second order mixed derivatives are

$$\begin{aligned} \frac{\partial^2 \bar{c}(S)}{\partial s_i \partial s_j} = & \int_{-1}^1 \frac{1}{4} \bar{I}_1 \left[\frac{1}{2}(s_j - s_k)(1 - u) \right] \bar{I}_0 \left[\frac{1}{2}(s_j + s_k)(1 + u) \right] \\ & \times u(1 - u) \exp((s_i + \min\{s_j, s_k\})(u - 1)) \\ & + \frac{1}{4} \bar{I}_0 \left[\frac{1}{2}(s_j - s_k)(1 - u) \right] \bar{I}_1 \left[\frac{1}{2}(s_j + s_k)(1 + u) \right] \\ & \times u(1 + u) \exp((s_i + \min\{s_j, s_k\})(u - 1)) du \\ & - \frac{\partial \bar{c}(S)}{\partial s_i} - \frac{\partial \bar{c}(S)}{\partial s_j} - \bar{c}(S). \end{aligned} \quad (89)$$

(iv) The derivatives of $c(S)$ can be rediscovered by

$$\begin{aligned} \frac{\partial c(S)}{\partial s_i} &= e^{\text{tr}[S]} \left(\bar{c}(S) + \frac{\partial \bar{c}(S)}{\partial s_i} \right), \quad (90) \\ \frac{\partial^2 c(S)}{\partial s_i \partial s_j} &= e^{\text{tr}[S]} \left(\bar{c}(S) + \frac{\partial \bar{c}(S)}{\partial s_i} + \frac{\partial \bar{c}(S)}{\partial s_j} + \frac{\partial^2 \bar{c}(S)}{\partial s_i \partial s_j} \right). \end{aligned} \quad (91)$$

Proof. Substitute (82) into (14), and rearrange. When $s_i \geq s_j$, it reduces to

$$\begin{aligned} c(S) = & e^{s_i} \int_{-1}^1 \frac{1}{2} \bar{I}_0 \left[\frac{1}{2}(s_i - s_j)(1 - u) \right] \bar{I}_0 \left[\frac{1}{2}(s_i + s_j)(1 + u) \right] \\ & \times \exp((s_j + s_k)u) du, \end{aligned}$$

or when $s_j \geq s_i$,

$$\begin{aligned} c(S) = & e^{s_j} \int_{-1}^1 \frac{1}{2} \bar{I}_0 \left[\frac{1}{2}(s_i - s_j)(1 - u) \right] \bar{I}_0 \left[\frac{1}{2}(s_i + s_j)(1 + u) \right] \\ & \times \exp((s_i + s_k)u) du, \end{aligned}$$

for any $(i, j, k) \in \mathcal{I}$. From (85), these show (86). Taking the derivatives of (86) with respect to s_k , it is straightforward to show (87), (88).

Next, taking the derivatives of (87) with respect to s_i is cumbersome as $\bar{I}_0(x)$ is not differentiable at $x = 0$. Instead, substitute (82) and (83) to (19) to obtain

$$\begin{aligned} \frac{\partial^2 c(S)}{\partial s_i \partial s_j} &= e^{\text{tr}[S]} \\ & \int_{-1}^1 \frac{1}{4} \bar{I}_1 \left[\frac{1}{2}(s_j - s_k)(1 - u) \right] \bar{I}_0 \left[\frac{1}{2}(s_j + s_k)(1 + u) \right] \\ & \times u(1 - u) \exp((s_i + \min\{s_j, s_k\})(u - 1)) \\ & + \frac{1}{4} \bar{I}_0 \left[\frac{1}{2}(s_j - s_k)(1 - u) \right] \bar{I}_1 \left[\frac{1}{2}(s_j + s_k)(1 + u) \right] \\ & \times u(1 + u) \exp((s_i + \min\{s_j, s_k\})(u - 1)) du. \end{aligned}$$

Equations (90) and (91) also follow directly from (85). Substituting the above equation to (91) yield (89). \square

We can rewrite the stochastic properties of the matrix Fisher distribution and the proposed attitude estimation schemes in terms of the exponentially scaled normalizing constant and its derivatives. These yield more numerically robust implementation that avoid numerical overflows that possibly appear particularly when the proper singular values are large.

First, the probability density value given by (5) can be rewritten in terms of the scaled normalizing constant as

$$p(R) = \frac{1}{\bar{c}(S)} \exp(\text{tr}[F^T R] - \text{tr}[S]). \quad (92)$$

The first and the second moments presented in Theorem II.2 are given by

$$\mathbb{E}[Q_{ij}] = \begin{cases} 1 + \frac{1}{\bar{c}(S)} \frac{\partial \bar{c}(S)}{\partial s_i} = 1 + \frac{\partial \log \bar{c}(S)}{\partial s_i} & \text{if } i = j, \\ 0 & \text{otherwise,} \end{cases} \quad (93)$$

for $i, j \in \{1, 2, 3\}$.

$$E[Q_{ij}Q_{kl}] = \begin{cases} 1 + \frac{1}{\bar{c}(S)} \left(\frac{\partial \bar{c}(S)}{\partial s_i} + \frac{\partial \bar{c}(S)}{\partial s_j} + \frac{\partial^2 \bar{c}(S)}{\partial s_i \partial s_j} \right) & \text{if } i = j \text{ and } k = l, \\ 0 & \text{otherwise,} \end{cases} \quad (94)$$

for $i, j, k, l \in \{1, 2, 3\}$.

For the unscented transform defined at Definition IV.1, the term $\log c(S)$ at (59) can be replaced with $\log c(S) = \text{tr}[S] + \log \bar{c}(S)$, and (93) can be used to compute the weighting parameters (61).

Next, the implicit equation (49) can be equivalently reformulated in terms of the scaled normalizing constant as

$$\frac{1}{\bar{c}(S)} \frac{\partial \bar{c}(S)}{\partial s_i} = d_i - 1, \quad (95)$$

for all $i \in \{1, 2, 3\}$. This is arranged into a vector form as

$$f(s) = \frac{1}{\bar{c}(S)} \frac{\partial \bar{c}(S)}{\partial s} - \begin{bmatrix} d_1 - 1 \\ d_2 - 1 \\ d_3 - 1 \end{bmatrix} = 0, \quad (96)$$

which can be solved via the following Newton's iteration

$$s^{(q+1)} = s^{(q)} - \left(\frac{\partial f(s)}{\partial s} \bigg|_{s=s^{(q)}} \right)^{-1} f(s^{(q)}), \quad (97)$$

where the superscript (q) denotes the number of iterations, and the gradient of (96) is given by

$$\frac{\partial f(s)}{\partial s} = \frac{1}{\bar{c}(S)} \frac{\partial^2 \bar{c}(S)}{\partial s^2} - \frac{1}{\bar{c}(S)^2} \frac{\partial \bar{c}(S)}{\partial s} \left(\frac{\partial \bar{c}(S)}{\partial s} \right)^T. \quad (98)$$

REFERENCES

- [1] J. L. Crassidis, F. L. Markley, and Y. Cheng, "Survey of nonlinear attitude estimation methods," *Journal of Guidance, Control, and Dynamics*, vol. 30, no. 1, pp. 12–28, 2007.
- [2] J. L. Crassidis and F. L. Markley, "A minimum model error approach for attitude estimation," *Journal of Guidance, Control and Dynamics*, vol. 20, no. 6, pp. 1241–1247, 1997.
- [3] M. Psiaki, "Attitude-determination filtering via extended quaternion estimation," *Journal of Guidance, Control, and Dynamics*, vol. 23, no. 2, pp. 206–214, 2000.
- [4] J. Crassidis and F. Markley, "Unscented filtering for spacecraft attitude estimation," *AIAA Journal of Guidance, Control, and Dynamics*, vol. 26, no. 4, pp. 536–542, 2003.
- [5] F. Markley, "Attitude error representations for Kalman filtering," *Journal of Guidance, Control, and Dynamics*, vol. 63, no. 2, pp. 311–317, 2003.
- [6] R. Mahony, T. Hamel, and J. Pflimlin, "Nonlinear complementary filters on the special orthogonal group," *IEEE Transactions on Automatic Control*, vol. 53, no. 5, pp. 1203–1218, 2008.
- [7] A. Sanyal, T. Lee, M. Leok, and N. McClamroch, "Global optimal attitude estimation using uncertainty ellipsoids," *Systems and Control Letters*, vol. 57, no. 3, pp. 236–245, Mar. 2008.
- [8] T. Wu, E. Kaufman, and T. Lee, "Globally asymptotically stable attitude observer on SO(3)," in *Proceedings of the IEEE Conference on Decision and Control*, Osaka, Japan, Dec. 2015, pp. 2164–2168.
- [9] M. Emery, *Stochastic Calculus in Manifolds*. Springer, 1989.
- [10] K. D. Elworthy, *Stochastic Differential Equations on Manifolds*. Cambridge University Press, 1982.
- [11] K. Mardia and P. Jupp, *Directional Statistics*. Wiley, 1999.
- [12] Y. Chikuse, *Statistics on Special Manifolds*. Springer, 2003.
- [13] J. T. H. Lo and L. R. Eshleman, "Exponential Fourier densities on SO(3) and optimal estimation and detection for rotational processes," *SIAM Journal on Applied Mathematics*, vol. 36, no. 1, pp. 73–82, 1979.
- [14] G. Chirikjian and A. Kyatkin, *Engineering applications of noncommutative harmonic analysis*. Boca Raton, FL: CRC Press, 2001.
- [15] W. Park, J. S. Kim, Y. Zhou, N. J. Cowan, A. M. Okamura, and G. S. Chirikjian, "Diffusion-based motion planning for a nonholonomic flexible needle model," in *Proceedings of the 2005 IEEE International Conference on Robotics and Automation*, 2005.
- [16] F. Markley, "Attitude filtering on SO(3)," in *Proceedings of the AAS Malcolm D. Shuster Astronautics Symposium*, 2005, AAS 05-460.
- [17] T. Lee, M. Leok, and N. McClamroch, "Global symplectic uncertainty propagation on SO(3)," in *Proceedings of the IEEE Conference on Decision and Control*, Cancun, Mexico, Dec. 2008, pp. 61–66. [Online]. Available: <http://arxiv.org/abs/0803.1515>
- [18] W. Park, Y. Liu, Y. Zhou, M. Moses, and G. Chirikjian, "Kinematic state estimation and motion planning for stochastic nonholonomic system using the exponential map," *Robotica*, vol. 26, pp. 419–434, 2008.
- [19] G. Chirikjian, *Stochastic Models, Information Theory, and Lie Groups*. Birkhäuser, 2012, vol. 2.
- [20] G. Chirikjian and M. Kobilarov, "Gaussian approximation of nonlinear measurement models on Lie groups," in *Proceedings of the IEEE Conference on Decision and Control*, 2014, pp. 6401–6406.
- [21] A. Long, K. Wolfe, M. Mashner, and G. Chirikjian, "The Banana distribution is Gaussian: a localization study with exponential coordinates," in *Robotics: Science and Systems VIII*. MIT Press, 2013.
- [22] T. Downs, "Orientation statistics," *Biometrika*, vol. 59, pp. 665–676, 1972.
- [23] C. Khatri and K. Mardia, "The von Mises-Fisher matrix distribution in orientation statistics," *Journal of the Royal Statistical Society. Series B*, vol. 39, no. 1, pp. 95–106, 1977.
- [24] M. Abramowitz and I. Stegun, *Handbook of Mathematical Functions*. Dover, 1965.
- [25] T. Sei, H. Shibata, A. Takemura, K. Ohara, and N. Takayama, "Properties and applications of Fisher distribution on the rotation group," *Journal of Multivariate Analysis*, vol. 116, pp. 440–455, 2013.
- [26] A. Wood, "Estimation of the concentration parameters of the Fisher matrix distribution on SO(3) and the Bingham distribution on S_q , $q \geq 2$," *Australian Journal of Statistics*, vol. 35, no. 1, pp. 69–79, 1993.
- [27] F. Markley, "Attitude determination using vector observations and the singular value decomposition," *The Journal of the Astronautical Sciences*, vol. 36, no. 3, pp. 245–259, 1988.
- [28] T. Papadopoulos and M. I. Lourakis, "Estimating the jacobian of the singular value decomposition: Theory and applications," in *European Conference on Computer Vision*. Springer, 2000, pp. 554–570.
- [29] M. Shuster, "Survey of attitude representations," *Journal of the Astronautical Sciences*, vol. 41, pp. 439–517, 1993.
- [30] I. Karatzas and S. Shreve, *Brownian motion and stochastic calculus*. Springer, 1991.
- [31] B. Oksendal, *Stochastic differential equations: an introduction with application*. Springer, 2014.
- [32] S. Julier, J. Uhlmann, and H. Durrant-Whyte, "A new method for the nonlinear transformation of means and covariances in filters and estimators," *IEEE Transactions on Automatic Control*, vol. 45, no. 3, pp. 477–482, Mar. 2000.
- [33] T. Lee, N. Chaturvedi, A. Sanyal, M. Leok, and N. McClamroch, "Propagation of uncertainty in rigid body attitude flows," in *Proceedings of the IEEE Conference on Decision and Control*, New Orleans, LA, Dec. 2007, pp. 2689–2694. [Online]. Available: <http://arxiv.org/abs/math.DS/0702737>
- [34] J. Kent, A. Ganeiber, and K. Mardia, "A new method to simulate the Bingham and related distributions in directional data analysis with applications," arXiv, 2013. [Online]. Available: <http://arxiv.org/abs/1310.8110>
- [35] T. Lee, "Matrix Fisher distribution," GitHub, 2017. [Online]. Available: <https://github.com/fdcl-gwu/Matrix-Fisher-Distribution>
- [36] K. Kunze and H. Schaeben, "The Bingham distribution of quaternions and its spherical radon transform in texture analysis," *Mathematical Geology*, vol. 36, no. 8, 2004.
- [37] M. Prentice, "Orientation statistics without parametric assumptions," *Journal of Royal Statistical Society. Series B*, vol. 48, no. 2, pp. 214–222, 1986.
- [38] W. Magnus, "On the exponential solution of differential equations for a linear operator," *Communications on Pure and Applied Mathematics*, vol. 7, no. 4, pp. 649–673, 1954.
- [39] S. Blanes, F. Casas, J. Oteo, and J. Ros, "The Magnus expansion and some of its applications," *Physics Reports*, vol. 470, no. 5–6, pp. 151–238, 2009.
- [40] D. E. Amos, "Amos, a portable package for bessel functions of a complex argument and nonnegative order." [Online]. Available: <http://netlib.org/amos/>

PLACE
PHOTO
HERE

Taeyoung Lee is an associate professor of the Department of Mechanical and Aerospace Engineering at the George Washington University. He received his doctoral degree in Aerospace Engineering and his master's degree in Mathematics at the University of Michigan in 2008. His research interests include geometric mechanics and control with applications to complex aerospace systems.