

A High Order Stochastic Asymptotic Preserving Scheme for Chemotaxis Kinetic Models with Random Inputs*

Shi Jin[†], Hanqing Lu[‡] and Lorenzo Pareschi[§]

October 3, 2018

Abstract In this paper, we develop a stochastic Asymptotic-Preserving (sAP) scheme for the kinetic chemotaxis system with random inputs, which will converge to the modified Keller-Segel model with random inputs in the diffusive regime. Based on the generalized Polynomial Chaos (gPC) approach, we design a high order stochastic Galerkin method using implicit-explicit (IMEX) Runge-Kutta (RK) time discretization with a macroscopic penalty term. The new schemes improve the parabolic CFL condition to a hyperbolic type when the mean free path is small, which shows significant efficiency especially in uncertainty quantification (UQ) with multi-scale problems. The stochastic Asymptotic-Preserving property will be shown asymptotically and verified numerically in several tests. Many other numerical tests are conducted to explore the effect of the randomness in the kinetic system, in the aim of providing more intuitions for the theoretic study of the chemotaxis models.

Key words. Chemotaxis kinetic model, chemotaxis Keller-Segel model, diffusion limit, uncertainty quantification, asymptotic preserving, generalized polynomial chaos, stochastic Galerkin method, implicit-explicit Runge-Kutta methods.

Contents

1	Introduction	2
2	The Kinetic Descriptions for Chemotaxis	4
2.1	The 1D Nonlocal Model	4
2.2	The 1D Local Model	5
2.3	The Macroscopic Limits	6
2.4	The Critical Mass with Random Inputs	6
3	The Even-Odd Decomposition	7
3.1	The 1D Nonlocal Model	7
3.2	The 1D Local Model	8
4	The gPC-SG Formulation	8

*This research was partially supported by NSF grants DMS-1522184 and DMS-1107291: RNMS KI-Net, by NSFC grant No. 91330203, and by the Office of the Vice Chancellor for Research and Graduate Education at the University of Wisconsin-Madison with funding from the Wisconsin Alumni Research Foundation.

[†]Department of Mathematics, University of Wisconsin, Madison, WI 53706, USA (sjin@wisc.edu) and Institute of Natural Sciences, School of Mathematical Science, MOE-LSEC and SHL-MAC, Shanghai Jiao Tong University, Shanghai 200240, China.

[‡]Department of Mathematics, University of Wisconsin, Madison, WI 53706, USA (hlu57@wisc.edu).

[§]Department of Mathematics & Computer Science, University of Ferrara, Ferrara, 44121, Italy (lorenzo.pareschi@unife.it).

5	An efficient sAP Scheme Based on an IMEX-RK Method	10
5.1	The Space Discretization	12
5.2	The sAP property	14
6	Numerical Tests	16
6.1	The 1D Nonlocal Deterministic Model	16
6.1.1	A Super-Critical Mass	17
6.1.2	A Sub-Critical Mass	17
6.2	The 1D Nonlocal Model with Random Inputs in the Supercritical Case	18
6.2.1	The sAP property	19
6.2.2	Global Existence and Finite Time Blow Up	20
6.2.3	The Stationary Solution of the Kinetic system	21
6.3	The interaction between peaks: the 1D Nonlocal Model with Random Initial Data	21
6.3.1	Case 1: Two symmetric peaks, without enough mass in each peak	22
6.3.2	Case 2: Two asymmetric peaks with enough mass in each peak	23
6.3.3	Case 3: Two Asymmetric peaks (close), one below critical mass, one above critical mass	24
6.4	The 1D local Model with Random Initial Data	26
7	Conclusion	28

1 Introduction

Chemotaxis is the movement of an organism in response to a chemical stimulus (called chemoattractant), approaching the regions of highest chemoattractant concentration. This process is critical to the early growth and subsequent development of the organism.

Mathematical study of this chemical system originates from the well-known (Patlak-)Keller-Segel model [32, 33, 34, 35, 43]. This model describes the drift-diffusion interactions between the cell density and chemoattractant concentration at a macroscopic level:

$$\partial_t \rho = \nabla \cdot (D \nabla \rho - \chi \rho \nabla s), \tag{1.1a}$$

$$\partial_t s = D_0 \Delta s + q(s, \rho), \tag{1.1b}$$

where $\rho(x, t) \geq 0$ is the cell density at position $x \in \mathbb{R}^n$ and time t , $s(x, t) \geq 0$ is the density of the chemoattractant, D and D_0 are positive diffusive constants of the cells and the chemoattractant respectively, and χ is the positive chemotactic sensitivity constant. In (1.1) the function $q(s, \rho)$ describes the interactions between the cell density and the chemoattractant such as productions and degradations. In the literature, several modifications and studies of the Keller-Segel model have been conducted during recent years, e.g. [9, 13, 20, 21, 44, 45]. The one related to our study is the modified Keller-Segel model in [9]:

$$\partial_t \rho = \nabla \cdot (D \nabla \rho - \chi \rho \nabla s), \tag{1.2a}$$

$$s = -\frac{1}{n\pi} \log |x| * \rho, \tag{1.2b}$$

where n is the space dimension. Notice that in 2D, (1.1) and (1.2) are exactly the same if $q = 0$.

An important property of the Keller-Segel system is the blow up behavior, which depends on the dimension of the system and the initial mass [8, 19, 38, 48]. For the 2D Keller-Segel system (when (1.1) and (1.2) are equivalent), there exists a critical mass M_c depending on the parameters of the system. When the initial mass $M < M_c$ (subcritical case), global solution exists and presents a self-similar profile in long time; When the initial mass $M > M_c$ (supercritical case), the solution will blow up in finite time; When the initial mass $M = M_c$ (critical case), the solution will blow up in infinite time. This property

can be extended to 1D and 3D for the modified Keller-Segel system (1.2). The formula for the critical mass is given by

$$M_c = \frac{2n^2\pi D}{\chi}. \quad (1.3)$$

From another perspective, the chemotaxis can be described by a class of Boltzmann-type kinetic equations at a microscopic level. The kinetic description of the phase space cell density was first introduced by Alt [2, 3] via a stochastic interpretation of the “run” and “tumble” process of bacteria movements. Later on Othmer, Dunbar and Alt formulated the following non-dimensionalized chemotaxis kinetic system with parabolic scaling in [39]:

$$\varepsilon \frac{\partial f}{\partial t} + v \cdot \nabla_x f = \frac{1}{\varepsilon} \int_V (T_\varepsilon f' - T_\varepsilon^* f) dv'. \quad (1.4)$$

Here $f(t, x, v)$ is the density function of cells at time $t \in \mathbb{R}^+$, position $x \in \mathbb{R}^n$ and moving with velocity $v \in V$, V is a finite subset of \mathbb{R}^n . The small parameter ε is the ratio of the mean running length between jumps to the typical observation length scale and f' is the abbreviation for $f(t, x, v')$. $T_\varepsilon = T_\varepsilon[s](t, x, v, v')$ with the property $T_\varepsilon^*[s](t, x, v, v') = T_\varepsilon[s](t, x, v', v)$, is the turning kernel operator depending on the density of chemoattractant $s(t, x)$, which also solves the Poisson equation (1.1b).

The relationship between the kinetic chemotaxis model (1.4) and the Keller-Segel model (1.1) was formally derived by Othmer and Hillen in [40, 41] using moment expansions. Then Chalub et al. gave a rigorous proof that the Keller-Segel system (1.2) (before blow up time in supercritical case and for all time in subcritical case) is the macroscopic limit (as $\varepsilon \rightarrow 0$) of the kinetic chemotaxis system (1.4) coupled with (1.2b) in three dimensions [11]. For certain type of turning kernel T_ε (the nonlocal model in Section 2.1), [11] also proved the global existence of the solution to the kinetic systems (1.4) for any initial conditions, which behaves completely differently from the Keller-Segel system. For other types of turning kernel T_ε (e.g. the local model in Section 2.2), many questions are unsolved yet. Blow up may happen with supercritical initial mass but the critical mass is different from the Keller-Segel equations [7]. The long time behavior of the subcritical case is unclear yet. Also, theoretic proof of the blow up in the 1D case is not available [46].

The microscopic kinetic model, with interesting properties and mysterious behaviors, make it appealing to investigate the system numerically. Moreover, the global existence of the solution with nonlocal turning kernel could help us to understand the behavior of chemotaxis after Keller-Segel solutions blow up. One of the difficulties in solving the kinetic chemotaxis model, as other multi-scale kinetic equations, is the stiffness when $0 < \varepsilon \ll 1$. Classical algorithms require taking spatial and time step of $O(\varepsilon)$, thus causing unaffordable computational cost. To overcome this difficulty, one has to design an *Asymptotic-Preserving* (AP) scheme, which discretizes the kinetic equations with mesh and time step independent of ε and preserves a consistent discretization of the limiting modified Keller-Segel equation as $\varepsilon \rightarrow 0$. The AP methods were first coined in [23] and have been applied to a variety of multi-scale kinetic equations. We refer to [15, 16, 17, 24] for detailed reviews on AP schemes. In particular, AP schemes have been designed to solve 1D and 2D kinetic chemotaxis model in [10, 12], which are most relevant to our study.

The main issue we want to address in this paper is the uncertainties involved in the kinetic model due to modeling and experimental errors. For example, different turning kernels are proposed as operators that mimic the “run” and “tumble” process of cell movements and thus may contain uncertainties. Moreover, initial and boundary data, or other coefficients in the equations could also be measured inaccurately. In such a system that behaves so sensitively to initial mass and turning kernel, only by quantifying the *intrinsic* uncertainties in the model, could one get a better understanding and a more reliable prediction on the chemotaxis from computational simulations, especially in the situation where many properties are not clarified by theoretic study.

The goal of this paper is to design a high order efficient numerical scheme such that uncertainty quantification (UQ) can be easily conducted. Only recently, studies in UQ begin to develop for kinetic equations [22, 25, 26, 27, 30, 51, 14]. To deal with numerical difficulties for uncertainty and multi-scale at the same time, the *stochastic Asymptotic-Preserving* (sAP) notion was first introduced in [30]. Since then,

the *generalized Polynomial Chaos* (gPC) based *Stochastic Galerkin* (SG) framework has been developed to a variety of kinetic equations [27, 30, 51, 14]. In this paper, we are going to conduct UQ under the same gPC-SG framework, which projects the uncertain kinetic equations into a vectorized deterministic equations and thus allowing us to extend the deterministic AP solver in [10]. The sAP property is going to be verified formally by showing that the kinetic chemotaxis model with uncertainty after SG projection in fully discrete setting, as $\varepsilon \rightarrow 0$, automatically becomes a numerical discretization of the Keller-Segel equations with uncertainty after the SG projection. As realized in [30] and rigorously proved in [25, 37, 31], the spectral accuracy is expected using this gPC-SG method as long as the regularity of the solution (which is usually preserved from initial regularity in kinetic equations) behaves well.

In addition, we improve the accuracy and efficiency of the numerical scheme by using the implicit-explicit (IMEX) Runge-Kutta (RK) methods (see [6, 5, 42] and the references therein) and macroscopic penalization method. A similar approach was utilized in our previous work [28] for linear transport and radiative heat transfer equations with random inputs. In [28], we improved the parabolic CFL condition $\Delta t = O((\Delta x)^2)$ in [30] to a hyperbolic CFL condition $\Delta t = O(\Delta x)$, which allows to save the computational time significantly.

The rest of the paper is organized as follows. In section 2, the kinetic models with random inputs of two different turning kernels are described and the macroscopic limits of both models are formally derived. From section 3 to section 5, the numerical scheme for the kinetic chemotaxis equations are designed and the sAP properties are illustrated. In section 6, several numerical tests are presented to illustrate the accuracy and efficiency of our scheme. The sAP property is also verified numerically. Different properties, e.g. blow up, stationary solutions etc., influenced by the introduced randomness of the local and nonlocal model, are explored for the chemotaxis system. The interactions between peaks involved with different sources of uncertainty are compared to show the dynamics. Finally, some conclusions are drawn in section 7.

2 The Kinetic Descriptions for Chemotaxis

The chemotaxis kinetic system with random inputs we are going to study is (1.4) coupled with (1.2b) in 1D:

$$\varepsilon \frac{\partial f}{\partial t} + v \frac{\partial f}{\partial x} = \frac{1}{\varepsilon} \int_V (T_\varepsilon f' - T_\varepsilon^* f) dv', \quad (2.1a)$$

$$s = -\frac{1}{\pi} \log |x| * \rho, \quad \rho = \int_V f dv, \quad (2.1b)$$

where $x \in \Omega = [-x_{\max}, x_{\max}] \subset \mathbb{R}$, $v \in V = [-v_{\max}, v_{\max}] \subset \mathbb{R}$.

The only difference is now $f = f(t, x, v, z)$ and $s = s(t, x, z)$ have dependence on the random variable $z \in I_z \subset \mathbb{R}^d (d \geq 1)$ with compact support I_z , in order to account for random uncertainties.

Now we specify the turning kernel operator T_ε in (2.1). Since the turning kernel $T_\varepsilon[s](t, x, z, v, v')$ measures the probability of velocity jump of cells from v to v' , it has the following properties

$$\begin{aligned} T_\varepsilon[s](t, x, z, v, v') &\geq 0, \\ T_\varepsilon[s](t, x, z, v, v') &= F(z, v) + \varepsilon T_1 + O(\varepsilon^2), \end{aligned} \quad (2.2)$$

where $F(z, v)$ is the equilibrium of velocity distribution and $T_1 \geq 0$ characterizes the directional preference.

2.1 The 1D Nonlocal Model

Now considering the nonlinear kernel introduced in [11] with uncertainty,

$$T_\varepsilon[s](t, x, z, v, v') = \alpha_+(z) \psi(s(t, x, z), s(t, x + \varepsilon v, z)) + \alpha_-(z) \psi(s(t, x, z), s(t, x - \varepsilon v', z)). \quad (2.3)$$

The first term describes the cell movement to a new direction decided by the detection of current environment and probable new location and the second term describes the influence of the past memory on the choice of the new moving direction.

For simplicity, the past memory influence is neglected. Since α_+ is an experimental parameter, we introduce the randomness on $\alpha_+(z) > 0$ with the probability density function $\lambda(z)$ for the random variable z and take

$$\psi(s(t, x, z), s(t, x + \varepsilon v, z)) = \bar{F}(v) + \delta^\varepsilon s(x, z, v), \quad (2.4)$$

where

$$\delta^\varepsilon s(x, z, v) = (s(t, x + \varepsilon v, z) - s(t, x, z))_+ := \begin{cases} s(t, x + \varepsilon v, z) - s(t, x, z) & \text{if } s(t, x + \varepsilon v, z) - s(t, x, z) > 0 \\ 0 & \text{otherwise} \end{cases}, \quad (2.5)$$

and $\bar{F}(v)$ satisfies

$$\begin{cases} \int_V \bar{F}(v) dv = 1, \\ \bar{F}(v) = \bar{F}(|v|). \end{cases} \quad (2.6)$$

Notice that $\delta^\varepsilon s$ is an $O(\varepsilon)$ term which corresponds to εT_1 in (2.2).

Then the kinetic system (2.1) becomes

$$\varepsilon \frac{\partial f}{\partial t} + v \frac{\partial f}{\partial x} = \frac{\alpha_+(z)}{\varepsilon} \left[(\bar{F}(v) + \delta^\varepsilon s(v)) \rho - \left(1 + \int_V \delta^\varepsilon s(v') dv' \right) f \right], \quad (2.7a)$$

$$s = -\frac{1}{\pi} \log |x| * \rho. \quad (2.7b)$$

Positive initial conditions and reflection boundary conditions for f , reflecting boundary conditions for s are imposed as following:

$$f(0, x, z, v) = f^I(x, z, v) \geq 0, \quad (2.8a)$$

$$s(0, x, z) = s^I(x, z) \geq 0, \quad (2.8b)$$

$$f(t, \pm x_{\max}, z, v) = f(t, \pm x_{\max}, z, -v), \quad (2.8c)$$

$$\partial_x s|_{x=\pm x_{\max}} = 0. \quad (2.8d)$$

Remark 2.1. The global existence of the solution to (2.7) for fixed z with any initial mass is proved in [11].

2.2 The 1D Local Model

For the local model, we consider the turning kernel introduced in [7] with uncertainty,

$$T_\varepsilon = T_\varepsilon[s](t, x, z, v, v') = \alpha_+(z) [\bar{F}(v) + \varepsilon(v \cdot \nabla s)_+], \quad (2.9)$$

where \bar{F} is the equilibrium function satisfying (2.6) and $\alpha(z) > 0$ describes the desire of the cell to change to a favorable direction, which could come with uncertainty. Similarly as in section 2.1, we introduce the randomness on $\alpha_+(z) > 0$. Then the kinetic equation (2.1) in one dimension is

$$\varepsilon \frac{\partial f}{\partial t} + v \frac{\partial f}{\partial x} = \frac{\alpha_+}{\varepsilon} [(\bar{F}(v) + \varepsilon(v \cdot \nabla s)_+) \rho - (1 + c_1 \varepsilon |\nabla s|) f], \quad (2.10a)$$

$$s = -\frac{1}{\pi} \log |x| * \rho, \quad (2.10b)$$

with $c_1 = \int_V (v \cdot \nabla s / |\nabla s|)_+ dv = \frac{1}{2} \int_V |v| dv$. The same initial and boundary conditions in (2.8) are applied.

2.3 The Macroscopic Limits

The nonlocal kinetic model (2.7) and the local one (2.10) give the same asymptotic limit when $\varepsilon \rightarrow 0$. Inserting the Hilbert expansion into (2.7a) and (2.10a) and collecting the same order terms, one can derive the classical modified Keller-Segel system for ρ as $\varepsilon \rightarrow 0$:

$$\partial_t \rho = \partial_x \left(\frac{D}{\alpha_+} \partial_x \rho - \chi \rho \partial_x s \right), \quad (2.11a)$$

$$s = -\frac{1}{\pi} \log |x| * \rho, \quad (2.11b)$$

$$\partial_x \rho|_{x=\pm x_{\max}} = 0, \quad (2.11c)$$

$$\partial_x s|_{x=\pm x_{\max}} = 0, \quad (2.11d)$$

where

$$D = \int_V |v|^2 \bar{F}(v) dv, \quad \chi = \frac{1}{2} \int_V |v|^2 dv. \quad (2.12)$$

We refer to [11] for the details.

2.4 The Critical Mass with Random Inputs

To derive the critical mass for system (2.11), we show, following [9], that the second momentum (with respect to x) of ρ cannot remain positive for all time.

We use

$$\partial_x s = \partial_x \left(-\frac{1}{\pi} \log |x| * \rho \right) = -\frac{1}{\pi} \int_{\Omega} \frac{1}{x-y} \rho(y) dy = -\mathcal{H}\rho,$$

where \mathcal{H} denotes the Hilbert transform [52]. Then

$$\begin{aligned} \frac{d}{dt} \int_{\Omega} \frac{1}{2} |x|^2 \rho(x, z, t) dx &= \int_{\Omega} \frac{1}{2} |x|^2 \frac{\partial \rho}{\partial t} dx \\ &= \int_{\Omega} \frac{1}{2} |x|^2 \partial_x \left(\frac{D}{\alpha_+(z)} \partial_x \rho - \chi \rho \partial_x s \right) dx \\ &= - \int_{\Omega} x \left(\frac{D}{\alpha_+(z)} \partial_x \rho - \chi \rho \partial_x s \right) dx \\ &= - \frac{D}{\alpha_+(z)} [x_{\max} \rho(x_{\max}) + x_{\max} \rho(-x_{\max})] + \frac{D}{\alpha_+(z)} M \\ &\quad - \frac{\chi}{\pi} \int_{\Omega} \rho(x) \lim_{\delta \rightarrow 0} \int_{|x-y| > \delta} \frac{x}{x-y} \rho(y) dy dx \\ &= - \frac{D}{\alpha_+(z)} x_{\max} [\rho(x_{\max}) + \rho(-x_{\max})] + \frac{D}{\alpha_+(z)} M \\ &\quad - \frac{\chi}{2\pi} \lim_{\delta \rightarrow 0} \int_{\Omega} \int_{|x-y| > \delta} \rho(x) \rho(y) dx dy \\ &= - \frac{D}{\alpha_+(z)} x_{\max} [\rho(x_{\max}) + \rho(-x_{\max})] - \frac{\chi}{2\pi} M^2 \left(1 - \frac{M_c(z)}{M} \right), \end{aligned} \quad (2.13)$$

where

$$M_c(z) = \frac{2\pi D}{\chi \alpha_+(z)}. \quad (2.14)$$

Here we assume that the initial data is independent of z and we use the conservation of mass, i.e. $M = \int_{\Omega} \rho dx$ is a constant independent of z .

When $M > M_c(z)$, $\frac{d}{dt} \int_{\Omega} \frac{1}{2} |x|^2 \rho(x, z, t) dx \leq -c < 0$, where c is a positive constant. To preserve the positivity of this second moment (with respect to x), some singularity has to occur so that the above computation will not hold at certain time. The singularity is rigorously analyzed in [18, 4] and $\partial_x s$ is unbounded in this case. Thus blow up occurs.

When $M < M_c(z)$, the second moment (with respect to x) is locally controlled and global existence of weak solution can be obtained [9].

Remark 2.2. When $n \geq 2$, the computation is similar and the general formular for $M_c(z)$ is

$$M_c(z) = \frac{2n^2\pi D}{\chi\alpha_+(z)}.$$

In practice, one is more interested in the behavior of $\mathbb{E}[\rho(x, z, t)]$, the expected value of $\rho(x, z, t)$. We have the following theorem analyzing the influence of initial mass on $\mathbb{E}[\rho(x, z, t)]$.

Theorem 2.1. *Suppose that the total mass M is independent of z . Denote \bar{M}_c as the critical mass for $\mathbb{E}[\rho(x, z, t)]$, i.e. when $M > \bar{M}_c$, $\mathbb{E}[\rho(x, z, t)]$ will blow up; when $M < \bar{M}_c$, $\mathbb{E}[\rho(x, z, t)]$ will be bounded for all time. Then we have*

$$\bar{M}_c = \mathbb{E}[M_c(z)]. \quad (2.15)$$

Proof. Following the computations in (2.13), we show that

$$\begin{aligned} \frac{d}{dt} \int_{\Omega} \frac{1}{2} |x|^2 \mathbb{E}[\rho(x, z, t)] dx &= \int_{\Omega} \int_{I_z} \frac{1}{2} |x|^2 \frac{\partial \rho(x, z, t)}{\partial t} \lambda(z) dz dx \\ &= \int_{\Omega} \int_{I_z} \frac{1}{2} |x|^2 \partial_x \left(\frac{D}{\alpha_+(z)} \partial_x \rho - \chi \rho \partial_x s \right) \lambda(z) dz dx \\ &= \int_{I_z} \left[\int_{\Omega} \frac{1}{2} |x|^2 \partial_x \left(\frac{D}{\alpha_+(z)} \partial_x \rho - \chi \rho \partial_x s \right) dx \right] \lambda(z) dz \\ &= \int_{I_z} \left[-\frac{D}{\alpha_+(z)} [x_{\max} \rho(x_{\max}) + x_{\max} \rho(-x_{\max})] - \frac{\chi}{2\pi} M^2 \left(1 - \frac{M_c(z)}{M} \right) \right] \lambda(z) dz \\ &= - \int_{I_z} \frac{D}{\alpha_+(z)} x_{\max} [\rho(x_{\max}) + \rho(-x_{\max})] \lambda(z) dz - \frac{\chi}{2\pi} M^2 \left(1 - \frac{\mathbb{E}[M_c(z)]}{M} \right) \\ &\leq - \frac{\chi}{2\pi} M^2 \left(1 - \frac{\mathbb{E}[M_c(z)]}{M} \right). \end{aligned} \quad (2.16)$$

Thus, $\bar{M}_c = \mathbb{E}[M_c(z)]$ is the critical mass for $\mathbb{E}[\rho(x, z, t)]$. \square

Remark 2.3. The same conclusion holds for $n \geq 2$.

3 The Even-Odd Decomposition

In this section, we apply the even-odd decomposition to reformulate the problem following the same procedure as [10] for deterministic kinetic model for chemotaxis.

3.1 The 1D Nonlocal Model

For $v > 0$, (2.7a) can be split into two equations:

$$\varepsilon \frac{\partial f(v)}{\partial t} + v \frac{\partial f(v)}{\partial x} = \frac{\alpha_+(z)}{\varepsilon} \left[(\bar{F}(v) + \delta^\varepsilon s(v)) \rho - \left(1 + \int_V \delta^\varepsilon s(v') dv' \right) f(v) \right], \quad (3.1a)$$

$$\varepsilon \frac{\partial f(-v)}{\partial t} - v \frac{\partial f(-v)}{\partial x} = \frac{\alpha_+(z)}{\varepsilon} \left[(\bar{F}(-v) + \delta^\varepsilon s(-v)) \rho - \left(1 + \int_V \delta^\varepsilon s(v') dv' \right) f(-v) \right]. \quad (3.1b)$$

Now denote the even and odd parities

$$r(t, x, z, v) = \mathcal{R}[f] = \frac{1}{2}(f(t, x, z, v) + f(t, x, z, -v)), \quad (3.2a)$$

$$j(t, x, z, v) = \mathcal{J}[f] = \frac{1}{2\varepsilon}(f(t, x, z, v) - f(t, x, z, -v)). \quad (3.2b)$$

Then (3.1) becomes

$$\partial_t r + v \partial_x j = \frac{\alpha_+}{\varepsilon^2} [(\bar{F}(v) + \mathcal{R}[\delta^\varepsilon s])\rho - (1 + \langle \delta^\varepsilon s \rangle)r], \quad (3.3a)$$

$$\partial_t j + \frac{1}{\varepsilon^2} v \partial_x r = \frac{\alpha_+}{\varepsilon^2} (\mathcal{J}[\delta^\varepsilon s]\rho - (1 + \langle \delta^\varepsilon s \rangle)j), \quad (3.3b)$$

where

$$\langle \delta^\varepsilon s \rangle = \int_V \delta^\varepsilon s(x, v') dv', \quad (3.4a)$$

$$\rho = \int_V f dv = 2 \int_{V^+} r dv, \quad V^+ = \{v \in V | v \geq 0\}. \quad (3.4b)$$

Notice that, when $\varepsilon \rightarrow 0$, (3.3) yields

$$r = \frac{\bar{F}(v) + \mathcal{R}[\delta^\varepsilon s]}{1 + \langle \delta^\varepsilon s \rangle} \rho = \rho \bar{F}(v) + O(\varepsilon), \quad (3.5a)$$

$$j = \frac{\mathcal{J}[\delta^\varepsilon s]\rho - v \frac{\partial_x r}{\alpha_+}}{1 + \langle \delta^\varepsilon s \rangle} = v \left(\frac{1}{2} \partial_x s \rho - \frac{\partial_x r}{\alpha_+} \right) + O(\varepsilon). \quad (3.5b)$$

Substituting (3.5) into (3.3a) and integrating over V^+ , one gets the same limiting Keller-Segel equations with random inputs as (2.11).

3.2 The 1D Local Model

For the 1D local model, one can follow the same even-odd decomposition and obtain

$$\partial_t r + v \partial_x j = \frac{\alpha_+}{\varepsilon} \left[(\bar{F}(v) + \frac{\varepsilon}{2} |v \partial_x s|) \rho - (1 + c_1 \varepsilon |v \partial_x s|) r \right], \quad (3.6a)$$

$$\partial_t j + \frac{1}{\varepsilon^2} v \partial_x r = \frac{\alpha_+}{\varepsilon^2} \left[\frac{1}{2} v \partial_x s \rho - (1 + c_1 \varepsilon |v \partial_x s|) j \right]. \quad (3.6b)$$

The remaining work is the same as section 3.1.

4 The gPC-SG Formulation

Now we deal with the random inputs using the gPC expansion via an orthogonal polynomial series to approximate the solution. That is, for random variable $z \in \mathbb{R}^d$, one seeks

$$r(t, x, z, v) \approx r_N(t, x, z, v) = \sum_{k=1}^K \hat{r}_k(t, x, v) \Phi_k(z), \quad (4.1a)$$

$$j(t, x, z, v) \approx j_N(t, x, z, v) = \sum_{k=1}^K \hat{j}_k(t, x, v) \Phi_k(z), \quad (4.1b)$$

where $\left\{ \Phi_k(z), 1 \leq k \leq K, K = \binom{d+N}{d} \right\}$ are from \mathbb{P}_N^d , the d -variate orthogonal polynomials of degree up to $N \geq 1$, and orthonormal

$$\int_{I_z} \Phi_i(z) \Phi_j(z) \lambda(z) dz = \delta_{ij}, \quad 1 \leq i, j \leq K = \dim(\mathbb{P}_N^d). \quad (4.2)$$

Here $\delta_{i,j}$ the Kronecker delta function (See [50]).

Now inserts the approximation (4.1) into the governing equation (3.3) and enforces the residue to be orthogonal to the polynomial space spanned by $\{\Phi_1, \dots, \Phi_K\}$. Thus, we obtain a set of vector deterministic equations for $\hat{\mathbf{r}} = (\hat{r}_1, \dots, \hat{r}_K)^T$, $\hat{\mathbf{j}} = (\hat{j}_1, \dots, \hat{j}_K)^T$ and $\hat{\mathbf{s}} = (\hat{s}_1, \dots, \hat{s}_K)^T$:

$$\partial_t \hat{\mathbf{r}} + v \partial_x \hat{\mathbf{j}} = \frac{1}{\varepsilon^2} [\bar{F}(v) \mathbf{M} \hat{\boldsymbol{\rho}} + \mathbf{B} \hat{\boldsymbol{\rho}} - \mathbf{M} \hat{\mathbf{r}} - \mathbf{C} \hat{\mathbf{r}}], \quad (4.3a)$$

$$\partial_t \hat{\mathbf{j}} + \frac{1}{\varepsilon^2} v \partial_x \hat{\mathbf{r}} = \frac{1}{\varepsilon^2} (\mathbf{E} \hat{\boldsymbol{\rho}} - \mathbf{M} \hat{\mathbf{j}} - \mathbf{C} \hat{\mathbf{j}}), \quad (4.3b)$$

$$\hat{\mathbf{s}} = -\frac{1}{\pi} \log |x| * \hat{\boldsymbol{\rho}}, \quad (4.3c)$$

where

$$\hat{\boldsymbol{\rho}}(t, x) = \langle \hat{\mathbf{r}} \rangle = 2 \int_{V^+} \hat{\mathbf{r}} dv, \quad (4.4)$$

and $\mathbf{M} = (m_{ij})_{1 \leq i, j \leq K}$, $\mathbf{B}(\delta^\varepsilon s_N) = (b_{ij}(x, v))_{1 \leq i, j \leq K}$, $\mathbf{C}(\langle \delta^\varepsilon s_N \rangle) = (c_{ij}(x))_{1 \leq i, j \leq K}$ and $\mathbf{E}(\delta^\varepsilon s_N) = (e_{ij}(x, v))_{1 \leq i, j \leq K}$ are $K \times K$ symmetric matrices with entries respectively

$$m_{ij} = \int_{I_z} \alpha_+(z) \Phi_i(z) \Phi_j(z) \lambda(z) dz, \quad (4.5a)$$

$$b_{ij}(x, v) = \int_{I_z} \alpha_+(z) \mathcal{R}[\delta^\varepsilon s_N] \Phi_i(z) \Phi_j(z) \lambda(z) dz, \quad (4.5b)$$

$$c_{ij}(x) = \int_{I_z} \alpha_+(z) \langle \delta^\varepsilon s_N \rangle \Phi_i(z) \Phi_j(z) \lambda(z) dz, \quad (4.5c)$$

$$e_{ij}(x, v) = \int_{I_z} \alpha_+(z) \mathcal{J}[\delta^\varepsilon s_N] \Phi_i(z) \Phi_j(z) \lambda(z) dz. \quad (4.5d)$$

As $\varepsilon \rightarrow 0^+$ in (4.3), since $\langle \delta^\varepsilon s_N \rangle = O(\varepsilon)$ and the matrices \mathbf{M} and \mathbf{C} are symmetric positive definite thus invertible,

$$\hat{\mathbf{r}} = (\mathbf{M} + \mathbf{C})^{-1} (\bar{F}(v) \mathbf{M} + \mathbf{B}) \hat{\boldsymbol{\rho}} = \bar{F}(v) \hat{\boldsymbol{\rho}} + O(\varepsilon), \quad (4.6a)$$

$$\hat{\mathbf{j}} = (\mathbf{M} + \mathbf{C})^{-1} (\mathbf{E} \hat{\boldsymbol{\rho}} - v \partial_x \hat{\mathbf{r}}) = \mathbf{M}^{-1} \mathbf{E} \hat{\boldsymbol{\rho}} - v \mathbf{M}^{-1} \partial_x \hat{\mathbf{r}} + O(\varepsilon). \quad (4.6b)$$

Plugging (4.6) into (4.3a) and integrating over V^+ , one obtains

$$\partial_x \hat{\boldsymbol{\rho}} = \partial_x (D \mathbf{M}^{-1} \partial_x \hat{\boldsymbol{\rho}} - \chi \mathbf{G} \hat{\boldsymbol{\rho}}), \quad (4.7)$$

where $\mathbf{G} = \frac{1}{\chi} \mathbf{M}^{-1} \langle \mathbf{E} \rangle$.

Remark 4.1. If one applies the gPC-SG formulation for the limiting Keller-Segel equation (2.11) directly, one gets

$$\partial_t \tilde{\boldsymbol{\rho}} = \partial_x (D \tilde{\mathbf{M}} \partial_x \tilde{\boldsymbol{\rho}} - \chi \tilde{\mathbf{G}} \tilde{\boldsymbol{\rho}}), \quad (4.8)$$

where $\tilde{\mathbf{M}} = (\tilde{m}_{ij})_{1 \leq i, j \leq K}$ and $\tilde{\mathbf{G}} = (\tilde{g}_{ij})_{1 \leq i, j \leq K}$ are $K \times K$ symmetric matrix with entries

$$\tilde{m}_{ij} = \int_{I_z} \frac{1}{\alpha_+(z)} \Phi_i(z) \Phi_j(z) \lambda(z) dz, \quad (4.9a)$$

$$\tilde{g}_{ij} = \int_{I_x} (\partial_x s_N) \Phi_i(z) \Phi_j(z) \lambda(z) dz. \quad (4.9b)$$

Although $\tilde{\mathbf{M}}$ is different from \mathbf{M}^{-1} , proof in [47] shows that $\tilde{\mathbf{M}}\partial_x\tilde{\rho}$ and $\mathbf{M}^{-1}\partial_x\hat{\rho}$ are spectrally close to each other. The same property holds between $\tilde{\mathbf{G}}\tilde{\rho}$ and $\mathbf{G}\hat{\rho}$.

5 An efficient sAP Scheme Based on an IMEX-RK Method

One can apply the relaxation method as in [10] to the projected system (4.3), which falls into the sAP framework proposed in [30]. However, the method suffers from the parabolic CFL condition $\Delta t = O((\Delta x)^2)$.

Here we propose an efficient sAP scheme using the idea from [6] to get rid of the parabolic CFL condition. By adding and subtracting the term $\mu\bar{F}(v)\partial_x(D\tilde{\mathbf{M}}\partial_x\hat{\rho} - \chi\tilde{\mathbf{G}}\hat{\rho})$ in (4.3a) and the term $\phi v\partial_x\hat{\mathbf{r}}$ in (4.3b), we reformulate the problem into an equivalent form:

$$\begin{aligned} \partial_t\hat{\mathbf{r}} &= -v\partial_x\hat{\mathbf{j}} - \mu\bar{F}(v)\partial_x(D\tilde{\mathbf{M}}\partial_x\hat{\rho} - \chi\tilde{\mathbf{G}}\hat{\rho}) + \frac{1}{\varepsilon^2} (\bar{F}(v)\mathbf{M}\hat{\rho} + \mathbf{B}\hat{\rho} - \mathbf{M}\hat{\mathbf{r}} - \mathbf{C}\hat{\mathbf{r}}) + \mu\bar{F}(v)\partial_x(D\tilde{\mathbf{M}}\partial_x\hat{\rho} - \chi\tilde{\mathbf{G}}\hat{\rho}) \\ &= f_1(\hat{\mathbf{r}}, \hat{\mathbf{j}}) + f_2(\hat{\mathbf{r}}, \hat{\mathbf{s}}), \end{aligned} \quad (5.1a)$$

$$\partial_t\hat{\mathbf{j}} = -\phi v\partial_x\hat{\mathbf{r}} - \frac{1}{\varepsilon^2} \left[(1 - \varepsilon^2\phi)v\partial_x\hat{\mathbf{r}} - \mathbf{E}\hat{\rho} + \mathbf{M}\hat{\mathbf{j}} + \mathbf{C}\hat{\mathbf{j}} \right] = g_1(\hat{\mathbf{r}}) + g_2(\hat{\mathbf{r}}, \hat{\mathbf{j}}), \quad (5.1b)$$

$$\hat{\mathbf{s}} = -\frac{1}{\pi} \log|x| * \hat{\rho} = h(\hat{\mathbf{r}}), \quad (5.1c)$$

where $\mathbf{M}, \tilde{\mathbf{M}}, \mathbf{B}, \mathbf{C}, \mathbf{E}$ and $\tilde{\mathbf{G}}$ are the same as defined in (4.5) and (4.9) and

$$f_1(\hat{\mathbf{r}}, \hat{\mathbf{j}}) = -v\partial_x\hat{\mathbf{j}} - \mu\bar{F}(v)\partial_x(D\tilde{\mathbf{M}}\partial_x\hat{\rho} - \chi\tilde{\mathbf{G}}\hat{\rho}), \quad (5.2a)$$

$$f_2(\hat{\mathbf{r}}, \hat{\mathbf{s}}) = \frac{1}{\varepsilon^2} (\bar{F}(v)\mathbf{M}\hat{\rho} + \mathbf{B}\hat{\rho} - \mathbf{M}\hat{\mathbf{r}} - \mathbf{C}\hat{\mathbf{r}}) + \mu\bar{F}(v)\partial_x(D\tilde{\mathbf{M}}\partial_x\hat{\rho} - \chi\tilde{\mathbf{G}}\hat{\rho}), \quad (5.2b)$$

$$g_1(\hat{\mathbf{r}}) = -\phi v\partial_x\hat{\mathbf{r}}, \quad (5.2c)$$

$$g_2(\hat{\mathbf{r}}, \hat{\mathbf{j}}) = -\frac{1}{\varepsilon^2} \left[(1 - \varepsilon^2\phi)v\partial_x\hat{\mathbf{r}} - \mathbf{E}\hat{\rho} + \mathbf{M}\hat{\mathbf{j}} + \mathbf{C}\hat{\mathbf{j}} \right]. \quad (5.2d)$$

Here we choose $\mu = \mu(\varepsilon)$ such that

$$\begin{aligned} \lim_{\varepsilon \rightarrow 0} \mu &= 1, \\ \mu &= 0 \quad \text{if } \varepsilon = O(1); \end{aligned} \quad (5.3)$$

and $\phi = \phi(\varepsilon)$ such that

$$0 \leq \phi \leq \frac{1}{\varepsilon^2}. \quad (5.4)$$

The restriction on ϕ guarantees the positivity of $\phi(\varepsilon)$ and $(1 - \varepsilon^2\phi(\varepsilon))$ so that the problem remains well-posed uniformly in ε . We make the same simple choice of ϕ as in [29]:

$$\phi(\varepsilon) = \min \left\{ 1, \frac{1}{\varepsilon^2} \right\}. \quad (5.5)$$

Now we apply an IMEX-RK scheme to system (5.1) where $(f_1, g_1)^T$ is evaluated explicitly and $(f_2, g_2)^T$ implicitly, then we obtain

$$\hat{\mathbf{r}}^{n+1} = \hat{\mathbf{r}}^n + \Delta t \sum_{k=1}^s \tilde{b}_k f_1(\hat{\mathbf{R}}^k, \hat{\mathbf{J}}^k) + \Delta t \sum_{k=1}^s b_k f_2(\hat{\mathbf{R}}^k, \hat{\mathbf{S}}^k), \quad (5.6a)$$

$$\hat{\mathbf{j}}^{n+1} = \hat{\mathbf{j}}^n + \Delta t \sum_{k=1}^s \tilde{b}_k g_1(\hat{\mathbf{R}}^k) + \Delta t \sum_{k=1}^s b_k g_2(\hat{\mathbf{R}}^k, \hat{\mathbf{J}}^k), \quad (5.6b)$$

$$\hat{\mathbf{s}}^{n+1} = -\frac{1}{\pi} \log |x| * \hat{\boldsymbol{\rho}}^{n+1}, \quad (5.6c)$$

where the internal stages are

$$\hat{\mathbf{R}}^k = \hat{\mathbf{r}}^n + \Delta t \sum_{l=1}^{k-1} \tilde{a}_{kl} f_1(\hat{\mathbf{R}}^l, \hat{\mathbf{J}}^l) + \Delta t \sum_{l=1}^k a_{kl} f_2(\hat{\mathbf{R}}^l, \hat{\mathbf{S}}^l), \quad (5.7a)$$

$$\hat{\mathbf{J}}^k = \hat{\mathbf{j}}^n + \Delta t \sum_{l=1}^{k-1} \tilde{a}_{kl} g_1(\hat{\mathbf{R}}^l) + \Delta t \sum_{l=1}^k a_{kl} g_2(\hat{\mathbf{R}}^l, \hat{\mathbf{J}}^l), \quad (5.7b)$$

$$\hat{\mathbf{S}}^k = -\frac{1}{\pi} \log |x| * \hat{\mathbf{P}}^k. \quad (5.7c)$$

It is obvious that the scheme is characterized by the $s \times s$ matrices

$$\tilde{A} = (\tilde{a}_{ij}), A = (a_{ij}) \quad (5.8)$$

and the vectors $\tilde{b}, b \in \mathbb{R}^s$, which can be represented by a double table tableau in the usual Butcher notation

$$\begin{array}{c|c} \tilde{c} & \tilde{A} \\ \hline & \tilde{b}^T \end{array}, \quad \begin{array}{c|c} c & A \\ \hline & b^T \end{array}.$$

The coefficients \tilde{c} and c depend on the explicit part of the scheme:

$$\tilde{c}_i = \sum_{j=1}^{i-1} \tilde{a}_{ij}, \quad c_i = \sum_{j=1}^i a_{ij}. \quad (5.9)$$

In the literature, there are two main different types of IMEX R-K schemes characterized by the structure of the matrix A . We are interested in the IMEX-RK method of type A (see [6]) where the matrix A is invertible, so that the implicit parts become more amenable.

As an example, we report the SSP(3,3,2) scheme, which is a second order IMEX scheme we are going to use in Section 6

$$\begin{array}{c|ccc} 0 & 0 & 0 & 0 \\ 1/2 & 1/2 & 0 & 0 \\ 1 & 1/2 & 1/2 & 0 \\ \hline & 1/3 & 1/3 & 1/3 \end{array}, \quad \begin{array}{c|ccc} 1/4 & 1/4 & 0 & 0 \\ 1/4 & 0 & 1/4 & 0 \\ 1 & 1/3 & 1/3 & 1/3 \\ \hline & 1/3 & 1/3 & 1/3 \end{array}. \quad (5.10)$$

To obtain $\hat{\mathbf{R}}^k$ in each internal stage of (5.7), one needs $\hat{\mathbf{P}}^k$ and $\hat{\mathbf{S}}^k$ in the implicit part $f_2(\hat{\mathbf{R}}^k, \hat{\mathbf{S}}^k)$. These quantities can be obtained explicitly by the following procedure.

Suppose one has computed $\hat{\mathbf{R}}^l$ and $\hat{\mathbf{S}}^l$ for $l = 1, \dots, k-1$, then according to (5.7a)

$$\begin{aligned} \hat{\mathbf{R}}^k &= \hat{\mathbf{r}}^n + \Delta t \sum_{l=1}^{k-1} \left(\tilde{a}_{kl} f_1(\hat{\mathbf{R}}^l, \hat{\mathbf{J}}^l) + a_{kl} f_2(\hat{\mathbf{R}}^l, \hat{\mathbf{S}}^l) \right) \\ &\quad + \Delta t a_{kk} \left[\frac{1}{\varepsilon^2} (\bar{F}(v) \mathbf{M} \hat{\mathbf{P}}^k + \mathbf{B}^k \hat{\mathbf{P}}^k - \mathbf{M} \hat{\mathbf{R}}^k - \mathbf{C}^k \hat{\mathbf{R}}^k) + \mu \bar{F}(v) \partial_x (D \tilde{\mathbf{M}} \partial_x \hat{\mathbf{P}}^k - \chi \tilde{\mathbf{G}}^k \hat{\mathbf{P}}^k) \right] \\ &= \overline{\hat{\mathbf{R}}}^{k-1} + \Delta t a_{kk} \left[\frac{1}{\varepsilon^2} (\bar{F}(v) \mathbf{M} \hat{\mathbf{P}}^k + \mathbf{B}^k \hat{\mathbf{P}}^k - \mathbf{M} \hat{\mathbf{R}}^k - \mathbf{C}^k \hat{\mathbf{R}}^k) + \mu \bar{F}(v) \partial_x (D \tilde{\mathbf{M}} \partial_x \hat{\mathbf{P}}^k - \chi \tilde{\mathbf{G}}^k \hat{\mathbf{P}}^k) \right]. \end{aligned} \quad (5.11)$$

Here $\overline{\hat{\mathbf{R}}}^{k-1}$ represents all contributions in (5.11) from the first $k-1$ stages. Now one takes $\langle \cdot \rangle$ on both sides of (5.11) so that $[\bar{F}(v) \mathbf{M} \hat{\mathbf{P}}^k + \mathbf{B}^k \hat{\mathbf{P}}^k - \mathbf{M} \hat{\mathbf{R}}^k - \mathbf{C}^k \hat{\mathbf{R}}^k]$ is cancelled out on the right hand side and

one can approximate $\tilde{\mathbf{G}}^k$ by $\tilde{\mathbf{G}}^{k-1}$. Now $\hat{\mathbf{P}}^k$ can be obtained from the following diffusion equation in an implicit form:

$$\hat{\mathbf{P}}^k - \Delta t a_{kk} \mu \partial_x (D\tilde{\mathbf{M}} \partial_x \hat{\mathbf{P}}^k - \chi \tilde{\mathbf{G}}^{k-1} \hat{\mathbf{P}}^k) = \langle \overline{\mathbf{R}}^{k-1} \rangle. \quad (5.12)$$

Then it is plugged back to (5.11) in order to compute $\hat{\mathbf{R}}^k$.

5.1 The Space Discretization

Second order accuracy is obtained using an upwind TVD scheme (with minmod slope limiter [36]) in the explicit transport part and center difference for other second derivatives. During each internal stage (5.7),

$$\begin{aligned} \hat{\mathbf{R}}_i^k = & \hat{\mathbf{r}}_i^n + \Delta t \sum_{l=1}^{k-1} \tilde{a}_{kl} \left\{ -\frac{v}{2\Delta x} (\hat{\mathbf{J}}_{i+1}^l - \hat{\mathbf{J}}_{i-1}^l) + \frac{v\phi^{1/2}}{2\Delta x} (\hat{\mathbf{R}}_{i+1}^l - 2\hat{\mathbf{R}}_i^l + \hat{\mathbf{R}}_{i-1}^l) - \frac{v\phi^{1/2}}{4} (\gamma_i^l - \gamma_{i-1}^l + \beta_{i+1}^l - \beta_i^l) \right. \\ & \left. - \frac{\mu}{(\Delta x)^2} \bar{F}(v) D\tilde{\mathbf{M}} (\hat{\mathbf{P}}_{i+1}^l - 2\hat{\mathbf{P}}_i^l + \hat{\mathbf{P}}_{i-1}^l) + \frac{\mu}{2\Delta x} \bar{F}(v) \chi (\tilde{\mathbf{G}}_{i+1}^l \hat{\mathbf{P}}_{i+1}^l - \tilde{\mathbf{G}}_{i-1}^l \hat{\mathbf{P}}_{i-1}^l) \right\} \\ & + \Delta t \sum_{l=1}^k a_{kl} \left\{ \frac{1}{\varepsilon^2} (\bar{F}(v) \mathbf{M} \hat{\mathbf{P}}_i^l + \mathbf{B}_i^l \hat{\mathbf{P}}_i^l - \mathbf{M} \hat{\mathbf{R}}_i^l - \mathbf{C}_i^l \hat{\mathbf{R}}_i^l) \right. \\ & \left. + \frac{\mu}{(\Delta x)^2} \bar{F}(v) D\tilde{\mathbf{M}} (\hat{\mathbf{P}}_{i+1}^l - 2\hat{\mathbf{P}}_i^l + \hat{\mathbf{P}}_{i-1}^l) - \frac{\mu}{2\Delta x} \bar{F}(v) \chi (\tilde{\mathbf{G}}_{i+1}^l \hat{\mathbf{P}}_{i+1}^l - \tilde{\mathbf{G}}_{i-1}^l \hat{\mathbf{P}}_{i-1}^l) \right\}, \end{aligned} \quad (5.13a)$$

$$\begin{aligned} \hat{\mathbf{J}}_i^k = & \hat{\mathbf{j}}_i^n + \Delta t \sum_{l=1}^{k-1} \tilde{a}_{kl} \left\{ -\frac{v\phi}{2\Delta x} (\hat{\mathbf{R}}_{i+1}^l - \hat{\mathbf{R}}_{i-1}^l) + \frac{v\phi^{1/2}}{2\Delta x} (\hat{\mathbf{J}}_{i+1}^l - 2\hat{\mathbf{J}}_i^l + \hat{\mathbf{J}}_{i-1}^l) - \frac{v\phi}{4} (\gamma_i^l - \gamma_{i-1}^l - \beta_{i+1}^l + \beta_i^l) \right\} \\ & - \Delta t \sum_{l=1}^k a_{kl} \frac{1}{\varepsilon^2} \left\{ (1 - \varepsilon^2 \phi) v \frac{\hat{\mathbf{R}}_{i+1}^l - \hat{\mathbf{R}}_{i-1}^l}{2\Delta x} - \mathbf{E}_i^l \hat{\mathbf{P}}_i^l + \mathbf{M} \hat{\mathbf{J}}_i^l + \mathbf{C}_i^l \hat{\mathbf{J}}_i^l \right\}, \end{aligned} \quad (5.13b)$$

where

$$\gamma_i^l = \frac{1}{\Delta x} \text{minmod} \left(\hat{\mathbf{R}}_{i+1}^l + \phi^{-1/2} \hat{\mathbf{J}}_{i+1}^l - \hat{\mathbf{R}}_i^l - \phi^{-1/2} \hat{\mathbf{J}}_i^l, \right. \quad (5.14a)$$

$$\left. \hat{\mathbf{R}}_i^l + \phi^{-1/2} \hat{\mathbf{J}}_i^l - \hat{\mathbf{R}}_{i-1}^l - \phi^{-1/2} \hat{\mathbf{J}}_{i-1}^l \right), \quad (5.14b)$$

$$\beta_i^l = \frac{1}{\Delta x} \text{minmod} \left(\hat{\mathbf{R}}_{i+1}^l - \phi^{-1/2} \hat{\mathbf{J}}_{i+1}^l - \hat{\mathbf{R}}_i^l + \phi^{-1/2} \hat{\mathbf{J}}_i^l, \right. \quad (5.14c)$$

$$\left. \hat{\mathbf{R}}_i^l - \phi^{-1/2} \hat{\mathbf{J}}_i^l - \hat{\mathbf{R}}_{i-1}^l + \phi^{-1/2} \hat{\mathbf{J}}_{i-1}^l \right). \quad (5.14d)$$

Since $\hat{\mathbf{P}}^k$ can be obtained explicitly by (5.12), we can fully discretize $\hat{\mathbf{P}}_i^k$ as following:

$$\hat{\mathbf{P}}_i^k - \Delta t a_{kk} \frac{\mu}{(\Delta x)^2} \left[D\tilde{\mathbf{M}} (\hat{\mathbf{P}}_{i-1}^k - 2\hat{\mathbf{P}}_i^k + \hat{\mathbf{P}}_{i+1}^k) - \chi \left(\tilde{\mathbf{G}}_{i+\frac{1}{2}}^{k-1} (\hat{\mathbf{P}}_{i+1}^k - \hat{\mathbf{P}}_i^k) - \tilde{\mathbf{G}}_{i-\frac{1}{2}}^{k-1} (\hat{\mathbf{P}}_i^k - \hat{\mathbf{P}}_{i-1}^k) \right) \right] = \langle \overline{\mathbf{R}}_i^{k-1} \rangle. \quad (5.15)$$

Then using (5.15), the fully discretized $\hat{\mathbf{R}}_i^k$ is obtained and subsequently $\hat{\mathbf{J}}_i^k$ from the following:

$$\begin{aligned} & \left(\mathbf{I} + \frac{a_{kk} \Delta t}{\varepsilon^2} (\mathbf{M} + \mathbf{C}_i^k) \right) \hat{\mathbf{R}}_i^k \\ = & \hat{\mathbf{r}}_i^n + \Delta t \sum_{l=1}^{k-1} \tilde{a}_{kl} \left\{ -\frac{v}{2\Delta x} (\hat{\mathbf{J}}_{i+1}^l - \hat{\mathbf{J}}_{i-1}^l) + \frac{v\phi^{1/2}}{2\Delta x} (\hat{\mathbf{R}}_{i+1}^l - 2\hat{\mathbf{R}}_i^l + \hat{\mathbf{R}}_{i-1}^l) - \frac{v\phi^{1/2}}{4} (\gamma_i^l - \gamma_{i-1}^l + \beta_{i+1}^l - \beta_i^l) \right. \\ & \left. - \frac{\mu}{(\Delta x)^2} \bar{F}(v) D\tilde{\mathbf{M}} (\hat{\mathbf{P}}_{i+1}^l - 2\hat{\mathbf{P}}_i^l + \hat{\mathbf{P}}_{i-1}^l) + \frac{\mu}{2\Delta x} \bar{F}(v) \chi (\tilde{\mathbf{G}}_{i+1}^l \hat{\mathbf{P}}_{i+1}^l - \tilde{\mathbf{G}}_{i-1}^l \hat{\mathbf{P}}_{i-1}^l) \right\} \end{aligned}$$

$$\begin{aligned}
& + \Delta t \sum_{l=1}^{k-1} a_{kl} \left\{ \frac{1}{\varepsilon^2} \left[\bar{F}(v) \mathbf{M} \hat{\mathbf{P}}_i^l + \mathbf{B}_i^l \hat{\mathbf{P}}_i^l - \mathbf{M} \hat{\mathbf{R}}_i^l - \mathbf{C}_i^l \hat{\mathbf{R}}_i^l \right] + \frac{\mu}{(\Delta x)^2} \bar{F}(v) D\tilde{\mathbf{M}} \left(\hat{\mathbf{P}}_{i+1}^l - 2\hat{\mathbf{P}}_i^l + \hat{\mathbf{P}}_{i-1}^l \right) \right. \\
& \quad \left. - \frac{\mu}{2\Delta x} \bar{F}(v) \chi \left(\tilde{\mathbf{G}}_{i+1}^l \hat{\mathbf{P}}_{i+1}^l - \tilde{\mathbf{G}}_{i-1}^l \hat{\mathbf{P}}_{i-1}^l \right) \right\} + \Delta t a_{kk} \left\{ \frac{1}{\varepsilon^2} \left[\bar{F}(v) \mathbf{M} \hat{\mathbf{P}}_i^k + \mathbf{B}_i^k \hat{\mathbf{P}}_i^k \right] \right. \\
& \quad \left. + \frac{\mu}{(\Delta x)^2} \bar{F}(v) D\tilde{\mathbf{M}} \left(\hat{\mathbf{P}}_{i+1}^k - 2\hat{\mathbf{P}}_i^k + \hat{\mathbf{P}}_{i-1}^k \right) - \frac{\mu}{2\Delta x} \bar{F}(v) \chi \left(\tilde{\mathbf{G}}_{i+1}^k \hat{\mathbf{P}}_{i+1}^k - \tilde{\mathbf{G}}_{i-1}^k \hat{\mathbf{P}}_{i-1}^k \right) \right\}, \quad (5.16a) \\
& \quad \left(1 + \frac{a_{kk} \Delta t}{\varepsilon^2} (\mathbf{M} + \mathbf{C}_i^k) \right) \hat{\mathbf{J}}_i^k
\end{aligned}$$

$$\begin{aligned}
& = \hat{\mathbf{J}}_i^n + \Delta t \sum_{l=1}^{k-1} \tilde{a}_{kl} \left\{ -\frac{v\phi}{2\Delta x} (\hat{\mathbf{R}}_{i+1}^l - \hat{\mathbf{R}}_{i-1}^l) + \frac{v\phi^{1/2}}{2\Delta x} (\hat{\mathbf{J}}_{i+1}^l - 2\hat{\mathbf{J}}_i^l + \hat{\mathbf{J}}_{i-1}^l) - \frac{v\phi}{4} (\gamma_i^l - \gamma_{i-1}^l + \beta_{i+1}^l - \beta_i^l) \right\} \\
& \quad - \Delta t \sum_{l=1}^{k-1} a_{kl} \frac{1}{\varepsilon^2} \left\{ (1 - \varepsilon^2 \phi) v \frac{\hat{\mathbf{R}}_{i+1}^l - \hat{\mathbf{R}}_{i-1}^l}{2\Delta x} - \mathbf{E}_i^l \hat{\mathbf{P}}_i^l + \mathbf{M} \hat{\mathbf{J}}_i^l + \mathbf{C}_i^l \hat{\mathbf{J}}_i^l \right\} \\
& \quad - \Delta t a_{kk} \frac{1}{\varepsilon^2} \left\{ (1 - \varepsilon^2 \phi) v \frac{\hat{\mathbf{R}}_{i+1}^k - \hat{\mathbf{R}}_{i-1}^k}{2\Delta x} - \mathbf{E}_i^k \hat{\mathbf{P}}_i^k \right\}, \quad (5.16b)
\end{aligned}$$

In the above $(1 + \frac{a_{kk} \Delta t}{\varepsilon^2} (\mathbf{M} + \mathbf{C}_i^k))$ is symmetric positive definite, thus invertible. After calculating all $\hat{\mathbf{R}}_i^k$ and $\hat{\mathbf{J}}_i^k$ for $k = 1, \dots, s$, we can update $\hat{\mathbf{r}}_i^{n+1}$ and $\hat{\mathbf{j}}_i^{n+1}$ in (5.6),

$$\begin{aligned}
\hat{\mathbf{r}}_i^{n+1} & = \hat{\mathbf{r}}_i^n + \Delta t \sum_{k=1}^s \tilde{b}_k \left\{ -\frac{v}{2\Delta x} (\hat{\mathbf{J}}_{i+1}^k - \hat{\mathbf{J}}_{i-1}^k) + \frac{v\phi^{1/2}}{2\Delta x} (\hat{\mathbf{R}}_{i+1}^k - 2\hat{\mathbf{R}}_i^k + \hat{\mathbf{R}}_{i-1}^k) \right. \\
& \quad \left. - \frac{v\phi^{1/2}}{4} (\gamma_i^k - \gamma_{i-1}^k + \beta_{i+1}^k - \beta_i^k) - \frac{\mu}{(\Delta x)^2} \bar{F}(v) D\tilde{\mathbf{M}} \left(\hat{\mathbf{P}}_{i+1}^k - 2\hat{\mathbf{P}}_i^k + \hat{\mathbf{P}}_{i-1}^k \right) \right. \\
& \quad \left. + \frac{\mu}{2\Delta x} \bar{F}(v) \chi \left(\tilde{\mathbf{G}}_{i+1}^k \hat{\mathbf{P}}_{i+1}^k - \tilde{\mathbf{G}}_{i-1}^k \hat{\mathbf{P}}_{i-1}^k \right) \right\} \\
& \quad + \Delta t \sum_{k=1}^s b_k \left\{ \frac{1}{\varepsilon^2} \left[\bar{F}(v) \mathbf{M} \hat{\mathbf{P}}_i^k + \mathbf{B}_i^k \hat{\mathbf{P}}_i^k - \mathbf{M} \hat{\mathbf{R}}_i^k - \mathbf{C}_i^k \hat{\mathbf{R}}_i^k \right] \right. \\
& \quad \left. + \frac{\mu}{(\Delta x)^2} \bar{F}(v) D\tilde{\mathbf{M}} \left(\hat{\mathbf{P}}_{i+1}^k - 2\hat{\mathbf{P}}_i^k + \hat{\mathbf{P}}_{i-1}^k \right) - \frac{\mu}{2\Delta x} \bar{F}(v) \chi \left(\tilde{\mathbf{G}}_{i+1}^k \hat{\mathbf{P}}_{i+1}^k - \tilde{\mathbf{G}}_{i-1}^k \hat{\mathbf{P}}_{i-1}^k \right) \right\}, \quad (5.17a)
\end{aligned}$$

$$\begin{aligned}
\hat{\mathbf{j}}_i^{n+1} & = \hat{\mathbf{j}}_i^n + \Delta t \sum_{k=1}^s \tilde{b}_k \left\{ -\frac{v\phi}{2\Delta x} (\hat{\mathbf{R}}_{i+1}^k - \hat{\mathbf{R}}_{i-1}^k) + \frac{v\phi^{1/2}}{2\Delta x} (\hat{\mathbf{J}}_{i+1}^k - 2\hat{\mathbf{J}}_i^k + \hat{\mathbf{J}}_{i-1}^k) \right. \\
& \quad \left. - \frac{v\phi}{4} (\gamma_i^k - \gamma_{i-1}^k - \beta_{i+1}^k + \beta_i^k) \right\} - \Delta t \sum_{k=1}^s b_k \frac{1}{\varepsilon^2} \left\{ (1 - \varepsilon^2 \phi) v \frac{\hat{\mathbf{R}}_{i+1}^k - \hat{\mathbf{R}}_{i-1}^k}{2\Delta x} \right. \\
& \quad \left. - \mathbf{E}_i^k \hat{\mathbf{P}}_i^k + \mathbf{M} \hat{\mathbf{J}}_i^k + \mathbf{C}_i^k \hat{\mathbf{J}}_i^k \right\}, \quad (5.17b)
\end{aligned}$$

where γ_i^k and β_i^k are defined the same as in (5.14).

Following [6] we choose

$$\mu = \exp(-\varepsilon^2 / \Delta x). \quad (5.18)$$

Thus, for large value of ε , (e.g., $\varepsilon = 1$), we could avoid the loss of accuracy caused by adding and subtracting the penalty term; for very small value of ε , (e.g., $\varepsilon \rightarrow 0$), $\mu \rightarrow 1$.

Remark 5.1. The full discrete scheme is obtained using the Gauss-Legendre quadrature nodes for the velocity discretization. Finally, to get the boundary conditions for $\hat{\mathbf{r}}, \hat{\mathbf{j}}$ and $\hat{\mathbf{s}}$, we refer to [29] for details.

5.2 The sAP property

Denote

$$\begin{aligned}
f_1(\hat{\mathbf{R}}_i^l, \hat{\mathbf{J}}_i^l) &= -\frac{v}{2\Delta x}(\hat{\mathbf{J}}_{i+1}^l - \hat{\mathbf{J}}_{i-1}^l) + \frac{v\phi^{1/2}}{2\Delta x}(\hat{\mathbf{R}}_{i+1}^l - 2\hat{\mathbf{R}}_i^l + \hat{\mathbf{R}}_{i-1}^l) \\
&\quad - \frac{v\phi^{1/2}}{4}(\gamma_i^l - \gamma_{i-1}^l + \beta_{i+1}^l - \beta_i^l) - \frac{\mu}{(\Delta x)^2}\bar{F}(v)DM\left(\hat{\mathbf{P}}_{i+1}^l - 2\hat{\mathbf{P}}_i^l + \hat{\mathbf{P}}_{i-1}^l\right) \\
&\quad + \frac{\mu}{2\Delta x}\bar{F}(v)\chi\left(\tilde{\mathbf{G}}_{i+1}^l\hat{\mathbf{P}}_{i+1}^l - \tilde{\mathbf{G}}_{i-1}^l\hat{\mathbf{P}}_{i-1}^l\right), \tag{5.19a}
\end{aligned}$$

$$\begin{aligned}
f_2(\hat{\mathbf{R}}_i^l) &= \frac{1}{\varepsilon^2}\left[\bar{F}(v)\mathbf{M}\hat{\mathbf{P}}_i^l + \mathbf{B}_i^l\hat{\mathbf{P}}_i^l - \mathbf{M}\hat{\mathbf{R}}_i^l - \mathbf{C}_i^l\hat{\mathbf{R}}_i^l\right] \\
&\quad + \frac{\mu}{(\Delta x)^2}\bar{F}(v)DM\left(\hat{\mathbf{P}}_{i+1}^l - 2\hat{\mathbf{P}}_i^l + \hat{\mathbf{P}}_{i-1}^l\right) - \frac{\mu}{2\Delta x}\bar{F}(v)\chi\left(\tilde{\mathbf{G}}_{i+1}^l\hat{\mathbf{P}}_{i+1}^l - \tilde{\mathbf{G}}_{i-1}^l\hat{\mathbf{P}}_{i-1}^l\right), \tag{5.19b}
\end{aligned}$$

$$g_1(\hat{\mathbf{R}}_i^l) = -\frac{v\phi}{2\Delta x}(\hat{\mathbf{R}}_{i+1}^l - \hat{\mathbf{R}}_{i-1}^l) + \frac{v\phi^{1/2}}{2\Delta x}(\hat{\mathbf{J}}_{i+1}^l - 2\hat{\mathbf{J}}_i^l + \hat{\mathbf{J}}_{i-1}^l) - \frac{v\phi}{4}(\gamma_i^l - \gamma_{i-1}^l - \beta_{i+1}^l + \beta_i^l), \tag{5.19c}$$

$$g_2(\hat{\mathbf{R}}_i^l, \hat{\mathbf{J}}_i^l) = \frac{1}{\varepsilon^2}\left[(1 - \varepsilon^2\phi)v\frac{\hat{\mathbf{R}}_{i+1}^l - \hat{\mathbf{R}}_{i-1}^l}{2\Delta x} - \mathbf{E}_i^l\hat{\mathbf{P}}_i^l + \mathbf{M}\hat{\mathbf{J}}_i^l + \mathbf{C}_i^l\hat{\mathbf{J}}_i^l\right]. \tag{5.19d}$$

From (5.16) we have

$$\begin{pmatrix} \hat{\mathbf{R}}_i^1 \\ \hat{\mathbf{R}}_i^2 \\ \vdots \\ \hat{\mathbf{R}}_i^s \end{pmatrix} = \begin{pmatrix} \hat{\mathbf{r}}_i^n \\ \hat{\mathbf{r}}_i^n \\ \vdots \\ \hat{\mathbf{r}}_i^n \end{pmatrix} + \Delta t \begin{pmatrix} 0 \\ \tilde{a}_{21}f_1(\hat{\mathbf{R}}_i^1, \hat{\mathbf{J}}_i^1) \\ \vdots \\ \sum_{l=1}^{s-1} \tilde{a}_{sl}f_1(\hat{\mathbf{R}}_i^l, \hat{\mathbf{J}}_i^l) \end{pmatrix} + \Delta t \mathbf{A} \begin{pmatrix} f_2(\hat{\mathbf{R}}_i^1) \\ f_2(\hat{\mathbf{R}}_i^2) \\ \vdots \\ f_2(\hat{\mathbf{R}}_i^s) \end{pmatrix}, \tag{5.20a}$$

$$\begin{pmatrix} \hat{\mathbf{J}}_i^1 \\ \hat{\mathbf{J}}_i^2 \\ \vdots \\ \hat{\mathbf{J}}_i^s \end{pmatrix} = \begin{pmatrix} \hat{\mathbf{j}}_i^n \\ \hat{\mathbf{j}}_i^n \\ \vdots \\ \hat{\mathbf{j}}_i^n \end{pmatrix} + \Delta t \begin{pmatrix} 0 \\ \tilde{a}_{21}g_1(\hat{\mathbf{R}}_i^1) \\ \vdots \\ \sum_{l=1}^{s-1} \tilde{a}_{sl}g_1(\hat{\mathbf{R}}_i^l) \end{pmatrix} + \Delta t \mathbf{A} \begin{pmatrix} g_2(\hat{\mathbf{R}}_i^1, \hat{\mathbf{J}}_i^1) \\ g_2(\hat{\mathbf{R}}_i^2, \hat{\mathbf{J}}_i^2) \\ \vdots \\ g_2(\hat{\mathbf{R}}_i^s, \hat{\mathbf{J}}_i^s) \end{pmatrix}, \tag{5.20b}$$

where

$$\mathbf{A}_{K(i-1)+1:Ki, K(j-1)+1:Kj} = A_{i,j} \mathbf{I}_{K \times K}, \quad \mathbf{I}_{K \times K} \text{ is } K \times K \text{ identity matrix}, \tag{5.21}$$

and A is defined in (5.8). Denote \mathbf{W} as the inverse matrix of \mathbf{A} , then we obtain from (5.20)

$$\Delta t \begin{pmatrix} f_2(\hat{\mathbf{R}}_i^1) \\ f_2(\hat{\mathbf{R}}_i^2) \\ \vdots \\ f_2(\hat{\mathbf{R}}_i^s) \end{pmatrix} = \mathbf{W} \left[\begin{pmatrix} \hat{\mathbf{R}}_i^1 \\ \hat{\mathbf{R}}_i^2 \\ \vdots \\ \hat{\mathbf{R}}_i^s \end{pmatrix} - \begin{pmatrix} \hat{\mathbf{r}}_i^n \\ \hat{\mathbf{r}}_i^n \\ \vdots \\ \hat{\mathbf{r}}_i^n \end{pmatrix} - \Delta t \begin{pmatrix} 0 \\ \tilde{a}_{21}f_1(\hat{\mathbf{R}}_i^1, \hat{\mathbf{J}}_i^1) \\ \vdots \\ \sum_{l=1}^{s-1} \tilde{a}_{sl}f_1(\hat{\mathbf{R}}_i^l, \hat{\mathbf{J}}_i^l) \end{pmatrix} \right], \tag{5.22a}$$

$$\Delta t \begin{pmatrix} g_2(\hat{\mathbf{R}}_i^1, \hat{\mathbf{J}}_i^1) \\ g_2(\hat{\mathbf{R}}_i^2, \hat{\mathbf{J}}_i^2) \\ \vdots \\ g_2(\hat{\mathbf{R}}_i^s, \hat{\mathbf{J}}_i^s) \end{pmatrix} = \mathbf{W} \left[\begin{pmatrix} \hat{\mathbf{J}}_i^1 \\ \hat{\mathbf{J}}_i^2 \\ \vdots \\ \hat{\mathbf{J}}_i^s \end{pmatrix} - \begin{pmatrix} \hat{\mathbf{j}}_i^n \\ \hat{\mathbf{j}}_i^n \\ \vdots \\ \hat{\mathbf{j}}_i^n \end{pmatrix} - \Delta t \begin{pmatrix} 0 \\ \tilde{a}_{21}g_1(\hat{\mathbf{R}}_i^1) \\ \vdots \\ \sum_{l=1}^{s-1} \tilde{a}_{sl}g_1(\hat{\mathbf{R}}_i^l) \end{pmatrix} \right]. \tag{5.22b}$$

Since \mathbf{W} has the same structure as \mathbf{A} , \mathbf{W} should be a lower triangular matrix with entries

$$\mathbf{W}_{K(i-1)+1:Ki, K(j-1)+1:Kj} = \omega_{i,j} \mathbf{I}_{K \times K}, \tag{5.23}$$

where $W = (\omega_{i,j})$ is the inverse of the lower triangular matrix A in (5.8).

Then one can rewrite (5.22) as

$$\Delta t f_2(\hat{\mathbf{R}}_i^k) = \sum_{l=1}^k \omega_{kl} \left[\hat{\mathbf{R}}_i^l - \hat{\mathbf{r}}_i^n - \Delta t \sum_{l=1}^{k-1} \tilde{a}_{kl} f_1(\hat{\mathbf{R}}_i^l, \hat{\mathbf{J}}_i^l) \right], \quad (5.24a)$$

$$\Delta t g_2(\hat{\mathbf{R}}_i^k, \hat{\mathbf{J}}_i^k) = \sum_{l=1}^k \omega_{kl} \left[\hat{\mathbf{J}}_i^l - \hat{\mathbf{j}}_i^n - \Delta t \sum_{l=1}^{k-1} \tilde{a}_{kl} g_1(\hat{\mathbf{R}}_i^l) \right]. \quad (5.24b)$$

More explicitly,

$$\begin{aligned} & \Delta t \left\{ \frac{1}{\varepsilon^2} \left[\bar{F}(v) \mathbf{M} \hat{\mathbf{P}}_i^k + \mathbf{B}_i^k \hat{\mathbf{P}}_i^k - \mathbf{M} \hat{\mathbf{R}}_i^k - \mathbf{C}_i^k \hat{\mathbf{R}}_i^k \right] \right. \\ & \left. + \frac{\mu}{(\Delta x)^2} \bar{F}(v) D \tilde{\mathbf{M}} \left(\hat{\mathbf{P}}_{i+1}^k - 2\hat{\mathbf{P}}_i^k + \hat{\mathbf{P}}_{i-1}^k \right) - \frac{\mu}{2\Delta x} \bar{F}(v) \chi \left(\tilde{\mathbf{G}}_{i+1}^k \hat{\mathbf{P}}_{i+1}^k - \tilde{\mathbf{G}}_{i-1}^k \hat{\mathbf{P}}_{i-1}^k \right) \right\} \\ & = \sum_{l=1}^k \omega_{kl} \left\{ \hat{\mathbf{R}}_i^l - \hat{\mathbf{r}}_i^n - \Delta t \sum_{l=1}^{k-1} \tilde{a}_{kl} \left[-\frac{v}{2\Delta x} (\hat{\mathbf{J}}_{i+1}^l - \hat{\mathbf{J}}_{i-1}^l) + \frac{v\phi^{1/2}}{2\Delta x} (\hat{\mathbf{R}}_{i+1}^l - 2\hat{\mathbf{R}}_i^l + \hat{\mathbf{R}}_{i-1}^l) \right. \right. \\ & \quad \left. \left. - \frac{v\phi^{1/2}}{4} (\gamma_i^l - \gamma_{i-1}^l + \beta_{i+1}^l - \beta_i^l) - \frac{\mu}{(\Delta x)^2} \bar{F}(v) D \tilde{\mathbf{M}} \left(\hat{\mathbf{P}}_{i+1}^l - 2\hat{\mathbf{P}}_i^l + \hat{\mathbf{P}}_{i-1}^l \right) \right. \right. \\ & \quad \left. \left. + \frac{\mu}{2\Delta x} \bar{F}(v) \chi \left(\tilde{\mathbf{G}}_{i+1}^l \hat{\mathbf{P}}_{i+1}^l - \tilde{\mathbf{G}}_{i-1}^l \hat{\mathbf{P}}_{i-1}^l \right) \right\}, \quad (5.25a) \end{aligned}$$

$$\begin{aligned} & \Delta t \left\{ \frac{1}{\varepsilon^2} \left[(1 - \varepsilon^2 \phi) v \frac{\hat{\mathbf{R}}_{i+1}^k - \hat{\mathbf{R}}_{i-1}^k}{2\Delta x} - \mathbf{E}_i^k \hat{\mathbf{P}}_i^k + \mathbf{M} \hat{\mathbf{J}}_i^k + \mathbf{C}_i^k \hat{\mathbf{J}}_i^k \right] \right\} \\ & = \sum_{l=1}^k \omega_{kl} \left\{ \hat{\mathbf{J}}_i^l - \hat{\mathbf{j}}_i^n - \Delta t \sum_{l=1}^{k-1} \tilde{a}_{kl} \left[-\frac{v\phi}{2\Delta x} (\hat{\mathbf{R}}_{i+1}^l - \hat{\mathbf{R}}_{i-1}^l) + \frac{v\phi^{1/2}}{2\Delta x} (\hat{\mathbf{J}}_{i+1}^l - 2\hat{\mathbf{J}}_i^l + \hat{\mathbf{J}}_{i-1}^l) \right. \right. \\ & \quad \left. \left. - \frac{v\phi}{4} (\gamma_i^l - \gamma_{i-1}^l - \beta_{i+1}^l + \beta_i^l) \right] \right\}. \quad (5.25b) \end{aligned}$$

Thus, setting $\varepsilon \rightarrow 0$, since $\mathbf{M} + \mathbf{C}_i^k$ is non-singular, one obtains

$$\hat{\mathbf{R}}_i^k = (\mathbf{M} + \mathbf{C}_i^k)^{-1} (\bar{F}(v) \mathbf{M} + \mathbf{B}_i^k) \hat{\mathbf{P}}_i^k = \bar{F}(v) \hat{\mathbf{P}}_i^k + O(\varepsilon), \quad (5.26a)$$

$$\hat{\mathbf{J}}_i^k = (\mathbf{M} + \mathbf{C}_i^k)^{-1} (\mathbf{E}_i^k \hat{\mathbf{P}}_i^k - v \frac{\hat{\mathbf{R}}_{i+1}^k - \hat{\mathbf{R}}_{i-1}^k}{2\Delta x}) = \mathbf{M}^{-1} \mathbf{E}_i^k \hat{\mathbf{P}}_i^k - v \mathbf{M}^{-1} \frac{\hat{\mathbf{R}}_{i+1}^k - \hat{\mathbf{R}}_{i-1}^k}{2\Delta x} + O(\varepsilon). \quad (5.26b)$$

Inserting this back to (5.17a) and letting $\varepsilon \rightarrow 0$,

$$\hat{\mathbf{r}}_i^{n+1} = \hat{\mathbf{r}}_i^n + \Delta t \sum_{k=1}^s \tilde{b}_k \hat{f}_1(\hat{\mathbf{R}}_i^k) + \Delta t \sum_{k=1}^s b_k \hat{f}_2(\hat{\mathbf{R}}_i^k), \quad (5.27)$$

where

$$\begin{aligned} \hat{f}_1(\hat{\mathbf{R}}_i^k) &= v^2 \bar{F}(v) \frac{\mathbf{M}^{-1}}{4(\Delta x)^2} \left(\hat{\mathbf{R}}_{i+2}^k - 2\hat{\mathbf{R}}_i^k + \hat{\mathbf{R}}_{i-2}^k \right) - \bar{F}(v) D \frac{\tilde{\mathbf{M}}}{(\Delta x)^2} \left(\hat{\mathbf{P}}_{i+1}^k - 2\hat{\mathbf{P}}_i^k - \hat{\mathbf{P}}_{i-1}^k \right) \\ & \quad - \frac{v^2}{4\Delta x} (\mathbf{M}^{-1} \mathbf{E}_{i+1}^k \hat{\mathbf{P}}_{i+1}^k - \mathbf{M}^{-1} \mathbf{E}_{i-1}^k \hat{\mathbf{P}}_{i-1}^k) + \frac{1}{2\Delta x} \bar{F}(v) \chi \left(\tilde{\mathbf{G}}_{i+1}^k \hat{\mathbf{P}}_{i+1}^k - \tilde{\mathbf{G}}_{i-1}^k \hat{\mathbf{P}}_{i-1}^k \right), \quad (5.28a) \end{aligned}$$

$$\hat{f}_2(\hat{\mathbf{R}}_i^k) = \frac{1}{(\Delta x)^2} \bar{F}(v) D \tilde{\mathbf{M}} \left(\hat{\mathbf{P}}_{i+1}^k - 2\hat{\mathbf{P}}_i^k + \hat{\mathbf{P}}_{i-1}^k \right) - \frac{1}{2\Delta x} \bar{F}(v) \chi \left(\tilde{\mathbf{G}}_{i+1}^k \hat{\mathbf{P}}_{i+1}^k - \tilde{\mathbf{G}}_{i-1}^k \hat{\mathbf{P}}_{i-1}^k \right). \quad (5.28b)$$

Since the difference between $\mathbf{M}^{-1} \left(\hat{\mathbf{P}}_{i+1}^k - 2\hat{\mathbf{P}}_i^k + \hat{\mathbf{P}}_{i-1}^k \right)$ and $\tilde{\mathbf{M}} \left(\hat{\mathbf{P}}_{i+1}^k - 2\hat{\mathbf{P}}_i^k + \hat{\mathbf{P}}_{i-1}^k \right)$ and the difference between $\frac{1}{\chi} \mathbf{M}^{-1} \mathbf{E}_i^k \hat{\mathbf{P}}_i^k$ and $\tilde{\mathbf{G}}_i^k \hat{\mathbf{P}}_i^k$ are both spectral small, after integrating over V^+ , \hat{f}_1 goes to 0

and one gets

$$\hat{\rho}_i^{n+1} = \hat{\rho}_i^n + \Delta t \sum_{k=1}^s b_k \left[\bar{F}(v) D\tilde{M} \frac{\hat{\mathbf{P}}_{i+1}^k - 2\hat{\mathbf{P}}_i^k + \hat{\mathbf{P}}_{i-1}^k}{(\Delta x)^2} - \bar{F}(v) \chi \frac{\tilde{\mathbf{G}}_{i+1}^k \hat{\mathbf{P}}_{i+1}^k - \tilde{\mathbf{G}}_{i-1}^k \hat{\mathbf{P}}_{i-1}^k}{2\Delta x} \right] + O((\Delta x)^2), \quad (5.29)$$

where

$$\begin{aligned} \hat{\mathbf{P}}_i^k = & \hat{\rho}_i^n + \Delta t \sum_{l=1}^{k-1} a_{kl} \left[\bar{F}(v) D\tilde{M} \frac{\hat{\mathbf{P}}_{i+1}^l - 2\hat{\mathbf{P}}_i^l + \hat{\mathbf{P}}_{i-1}^l}{(\Delta x)^2} - \bar{F}(v) \chi \frac{\tilde{\mathbf{G}}_{i+1}^l \hat{\mathbf{P}}_{i+1}^l - \tilde{\mathbf{G}}_{i-1}^l \hat{\mathbf{P}}_{i-1}^l}{2\Delta x} \right] \\ & + \Delta t a_{kk} \left[\bar{F}(v) D\tilde{M} \frac{\hat{\mathbf{P}}_{i+1}^k - 2\hat{\mathbf{P}}_i^k + \hat{\mathbf{P}}_{i-1}^k}{(\Delta x)^2} - \bar{F}(v) \chi \frac{\tilde{\mathbf{G}}_{i+1}^{k-1} \hat{\mathbf{P}}_{i+1}^k - \tilde{\mathbf{G}}_{i-1}^{k-1} \hat{\mathbf{P}}_{i-1}^k}{2\Delta x} \right], \end{aligned} \quad (5.30)$$

which is an implicit RK scheme for the projected limiting diffusion equation (4.8). Thus, the sAP property [30] of the efficient IMEX R-K scheme is formally justified.

6 Numerical Tests

6.1 The 1D Nonlocal Deterministic Model

The following numerical tests are carried out with

$$x \in \Omega = [-1, 1], \quad v \in V = [-1, 1], \quad \alpha = 1,$$

$$\bar{F}(v) = \frac{1}{|V|} \mathbf{1}_V := \begin{cases} \frac{1}{|V|} & \text{if } v \in V \\ 0 & \text{otherwise} \end{cases}.$$

The critical mass for the limiting Keller-Segel system given by formula (1.3) is

$$M_c = 2\pi.$$

The initial conditions are given by

$$\rho_I(x) = C e^{-80x^2}, \quad f_I(x, v) = \rho_I(x) F(v),$$

where $C = C(M)$ is a constant determined by the total mass M .

For the deterministic case, we compare our results by the second order IMEX-RK method (5.10) (denoted by SSP2 in the figures) with the results by [10] (denoted by CY in the figures). For both tests, we set $\Delta x = 0.005$. In their numerical tests, the CFL condition is

$$\Delta t = \max \left\{ \frac{\varepsilon \Delta x}{2}, \frac{\Delta x^2}{2} \right\}.$$

Obviously, when ε is small, it suffers from the parabolic CFL condition for the diffusive nature of the Keller-Segel system.

For our IMEX-RK method, the choice of Δt is given by

$$\Delta t = \lambda \Delta x, \quad \lambda = 0.02,$$

which is much bigger than $\Delta x^2/2$.

6.1.1 A Super-Critical Mass

It has been shown in [11] that the solution of the kinetic system can converge to the Keller-Segel system weakly in a finite time interval $[0, t^*]$, with $t^* < t_b$. Here t_b is the blow up time of the corresponding Keller-Segel system.

For the Super-Critical case, we set

$$M = 4\pi > M_c = 2\pi, \quad t = 0.003 < t_b \approx 0.0039. \quad (6.1)$$

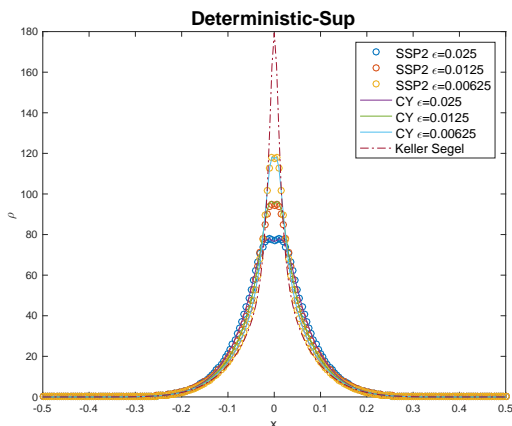


Figure 1: The 1D nonlocal deterministic model in the super-critical case. Solid lines are numerical results obtained in [10] and circles are numerical results obtained by the IMEX-RK method. Dashed line is the numerical solution of the Keller-Segel equations as reference.

Figure 1 shows that the solution to the kinetic equation ρ converges to the solution of the Keller-Segel solution ρ_0 as $\varepsilon \rightarrow 0$ at time $t = 0.003 < t_b$. Our IMEX-RK results match very well with the results in [10].

6.1.2 A Sub-Critical Mass

For the Sub-Critical case, we set

$$M = \pi < M_c, \quad t = 0.1. \quad (6.2)$$

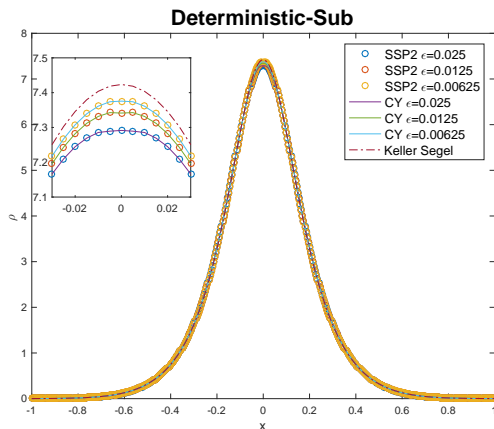


Figure 2: The 1D nonlocal deterministic model in the sub-critical case. Solid lines are numerical results obtained in [10] and circles are numerical results obtained by the IMEX-RK method. Dashed line is the numerical solution of the Keller-Segel equations as reference.

Figure 2 shows similar convergence results as the supercritical case for a relatively long time $t = 0.1$. Also, good agreements between our new IMEX-RK solutions and the numerical results from [10] can be observed, even in zoomed in area.

6.2 The 1D Nonlocal Model with Random Inputs in the Supercritical Case

Now we let

$$\alpha = 1 + 0.5z, \quad z \sim U[-1, 1], \quad M = 4\pi > \bar{M}_c \approx 2.197\pi.$$

Using the same mesh size as before, we also employ the stochastic collocation method (using 20 quadrature points) as reference solutions. In stochastic collocation, the deterministic solver can be applied directly to a set of selected sample points and then the solution is approximated by interpolation of all sample solutions (see [49] for a review of stochastic collocation methods). The gPC expansion has been considered only up to 4th order in our numerical tests. The following are the comparisons of the two methods in mean and standard deviation for the super-critical case with the same initial mass and stopping time in (6.1). Given the gPC coefficients $\hat{\rho}_k$ of ρ , the mean and standard deviation are calculated as

$$\mathbb{E}[\rho] \approx \hat{\rho}_1, \quad \mathbb{S}[\rho] \approx \sqrt{\sum_{k=2}^K \hat{\rho}_k^2}.$$

6.2.1 The sAP property

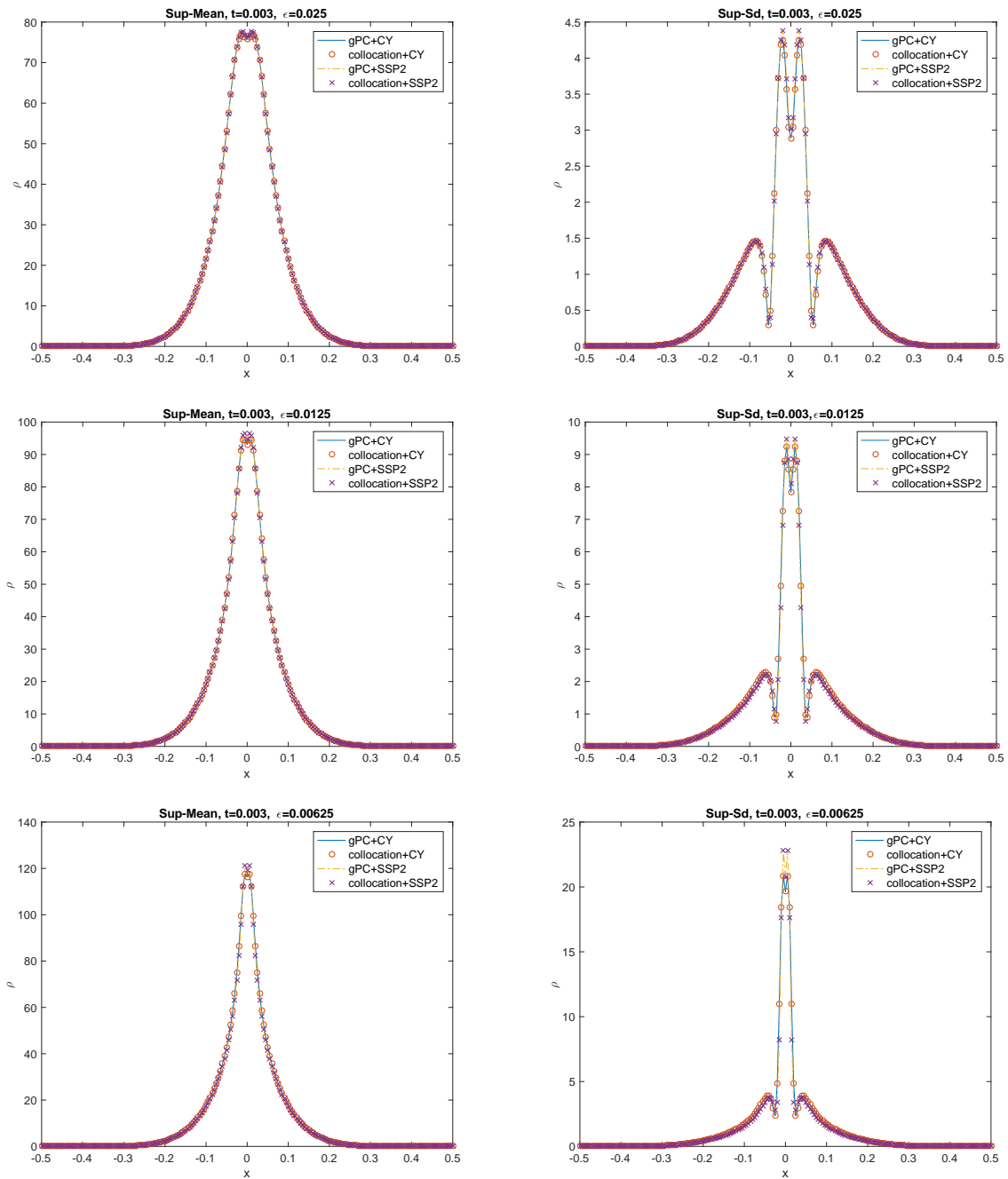


Figure 3: The 1D nonlocal random model in the super-critical case. Solid line is obtained by combining the deterministic solver [10] with the gPC method and circle is obtained by combining the deterministic solver [10] with the collocation method. Dashed line is obtained by the IMEX-RK using gPC and cross is obtained by the IMEX-RK using collocation. Different values of ϵ are tested and the two quantities of interests are mean value (left) and standard deviation (right).

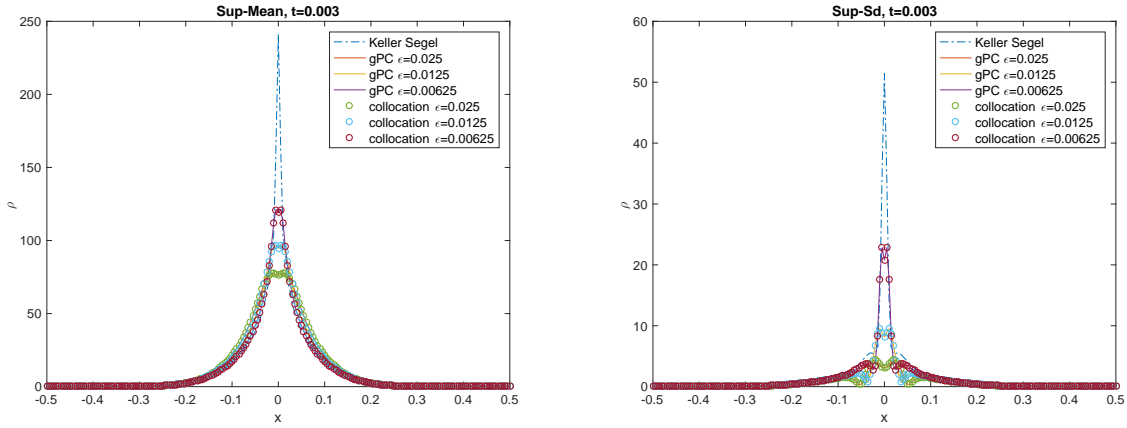


Figure 4: The 1D nonlocal random model in the super-critical case. Solid line is obtained by combining the deterministic solver IMEX-RK with the gPC-SG method and circle is obtained by combining the deterministic solver IMEX-RK with the collocation method. Dashed line is the gPC-SG solution of the limiting Keller-Segel equations with uncertainty. Different values of ε are tested and the two quantities of interests are mean value (left) and standard deviation (right).

Figure 3 shows that the IMEX-RK solution agrees well with results of [10] for all ε no matter combined with gPC approach or collocation approach to deal with the uncertainty. Small differences between the two methods, especially near the singularity for small ε , are observed due to different orders of accuracy, but the SG solution always matches the collocation solution accurately for the same deterministic solver. Figure 4 shows that the mean and standard deviation of the kinetic chemotaxis solutions both tend to the quantities of the limiting Keller-Segel solution as $\varepsilon \rightarrow 0$ for fixed Δt and Δx , which verifies the sAP property.

6.2.2 Global Existence and Finite Time Blow Up

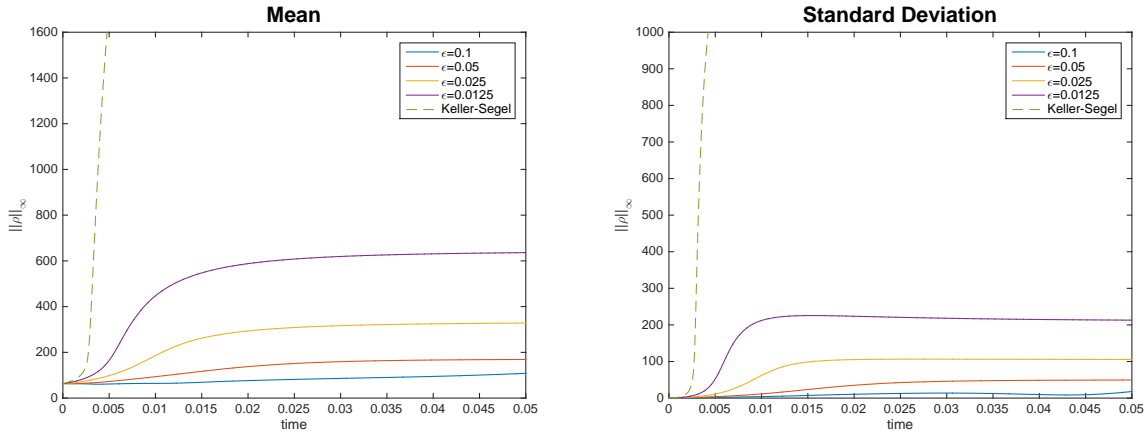


Figure 5: The 1D nonlocal random model in the super-critical case. Solid line is obtained by combining the deterministic solver IMEX-RK with the gPC-SG method and dashed line is the gPC-SG solution of the limiting Keller-Segel equations. ρ in infinity norm with different values of ε are tested and the two quantities of interests are mean value (left) and standard deviation (right).

As proved in [11], the solution to the kinetic system (2.7) with the nonlocal turning kernel is bounded on $[0, T]$, for any time T . However, the Keller-Segel solution will blow up in finite time with a supercritical mass. We examine the mean value and standard deviation of $\|\rho\|_\infty$ for relatively long time ($t \gg t_b$) in Figure 5. The uncertain systems show the same properties as the deterministic ones, e.g. the kinetic systems have global bound in the first and second moments for different ε while the Keller-Segel solution will blow up in expected finite time.

6.2.3 The Stationary Solution of the Kinetic system

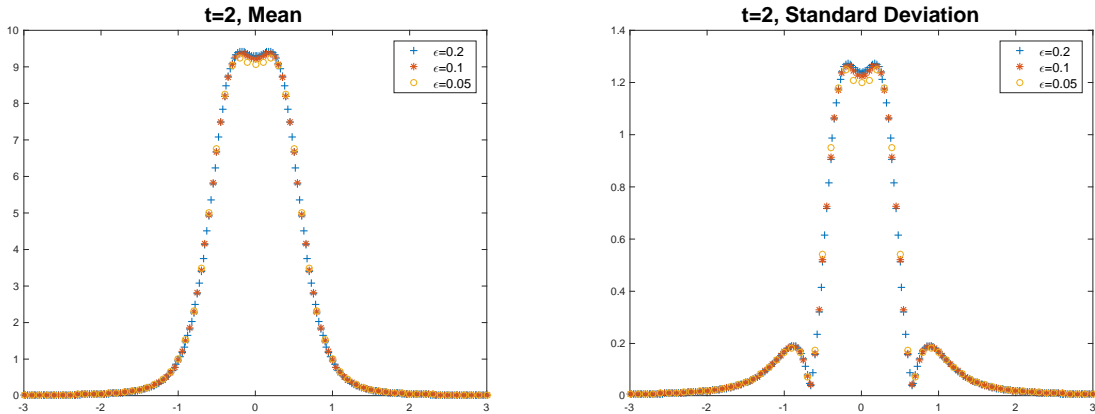


Figure 6: The 1D nonlocal random model in the super-critical case. The mean (left) and standard deviation (right) of the function $\varepsilon\rho(\varepsilon x)$ for different ε are presented. $t = 2 \gg t_b$.

The numerical tests in [10] suggest that the solution of the deterministic kinetic system with a supercritical initial mass stabilizes toward a stationary state after long time. We also check to see if the same property holds for the kinetic system with random inputs. We plot the mean and standard deviation of $\tilde{\rho}(x) = \varepsilon\rho(\varepsilon x)$ in Figure 6, which shows that the mean and standard deviation both converge to some stationary state at a long time $t = 2$, while the mean agrees with the deterministic stationary solution.

6.3 The interaction between peaks: the 1D Nonlocal Model with Random Initial Data

As shown in [1], the interactions between several peaks for the modified Keller-Segel system can be interpreted as optimal transportation. In the following numerical tests, we are going to make some observations of the interaction changes in the kinetic system caused by different types of randomness in initial data.

6.3.1 Case 1: Two symmetric peaks, without enough mass in each peak

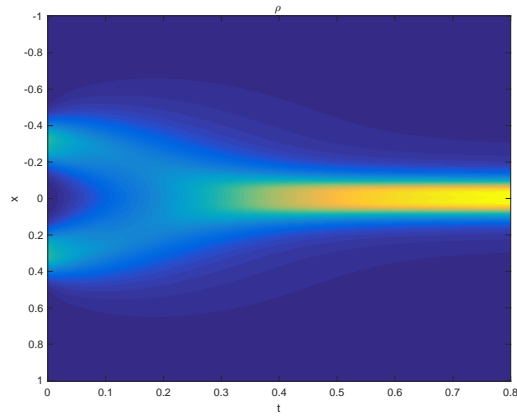


Figure 7: Deterministic solution of $\rho(x, t)$ with initial data $f_0 = 4\sqrt{5\pi} \left(1.5e^{-80(x-0.3)^2} + 1.5e^{-80(x+0.3)^2} \right)$, $\varepsilon = 0.1$. (Figure 8 in [10]).

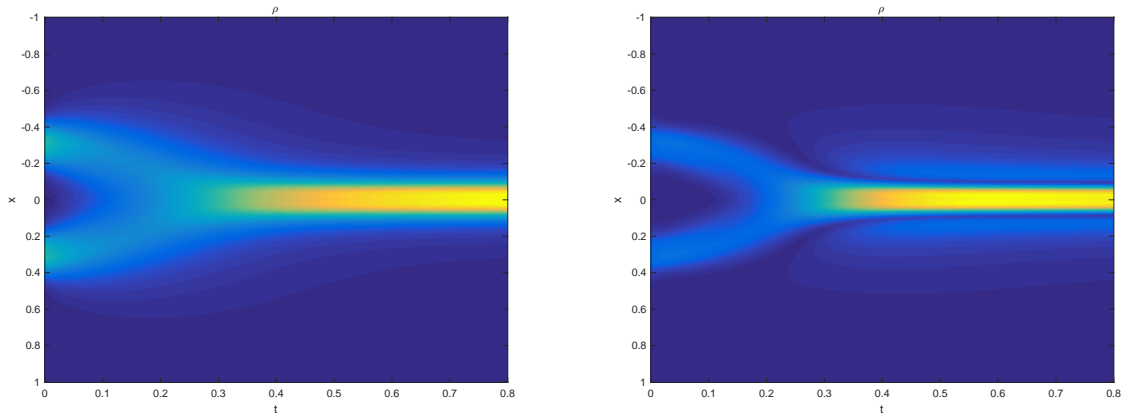


Figure 8: Left is the mean and right is the standard deviation of $\rho(x, t, z)$ respectively, with random initial condition $f_0 = 4\sqrt{5\pi} \left((1.5 + 0.5z)e^{-80(x-0.3)^2} + (1.5 + 0.5z)e^{-80(x+0.3)^2} \right)$, $z \sim \mathcal{U}[-1, 1]$, $\varepsilon = 0.1$.

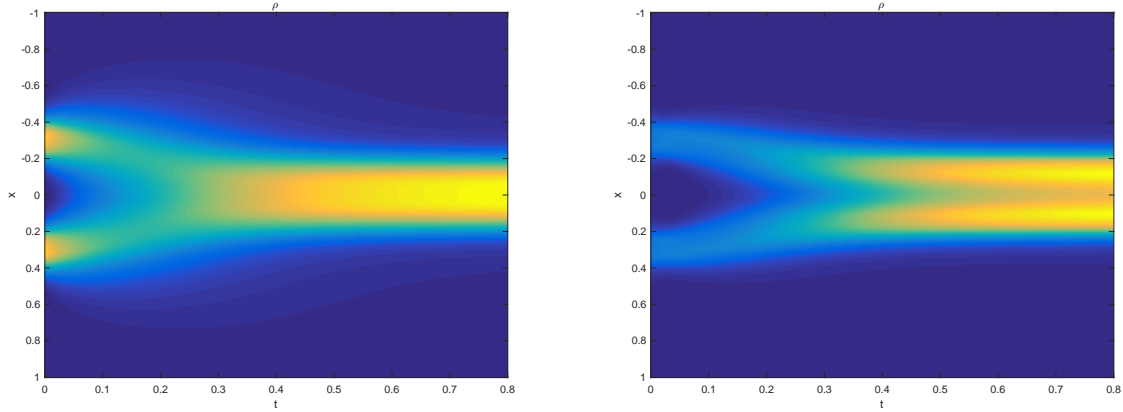


Figure 9: Left is the mean and right is the standard deviation of $\rho(x, t, z)$ respectively, with random initial condition $f_0 = 4\sqrt{5\pi} \left((1.5 + 0.5z)e^{-80(x-0.3)^2} + (1.5 - 0.5z)e^{-80(x+0.3)^2} \right)$, $z \sim \mathcal{U}[-1, 1]$, $\varepsilon = 0.1$.

In this case, we still have $M_c = 2\pi$ and $\bar{M}_c \approx 2.197\pi$. We reproduced the deterministic attraction between two symmetric peaks with total mass 3π in Figure 7. Then we input symmetric randomness in each peak, i.e. the total mass follows from uniform distribution from 2π to 4π , keeping each peak without enough mass. Figure 8 shows that symmetric randomness keeps the attraction behavior exactly as the deterministic case. Symmetric properties are preserved both in mean and standard deviation. However, in Figure 9, we input asymmetric randomness in each peak but keeping total mass fixed as 3π . The two peaks will still be attracted in the center but present different behavior as the deterministic one. The asymmetric randomness in this type will widen the mean range of the center peak after concentration, in the sense that asymmetric initial data push the concentrated peak toward the direction with more initial mass.

6.3.2 Case 2: Two asymmetric peaks with enough mass in each peak

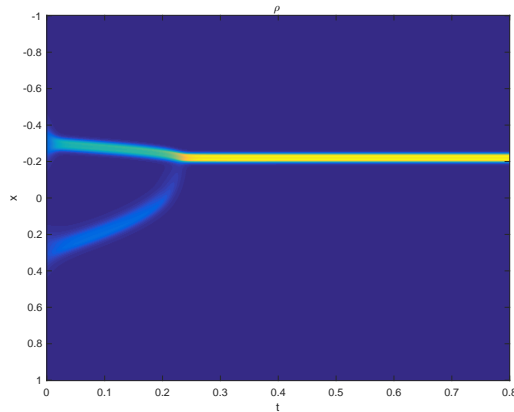


Figure 10: Deterministic solution of $\rho(x, t)$ with initial data $f_0 = 4\sqrt{5\pi} \left(3e^{-80(x-0.3)^2} + 5e^{-80(x+0.3)^2} \right)$, $\varepsilon = 0.05$.

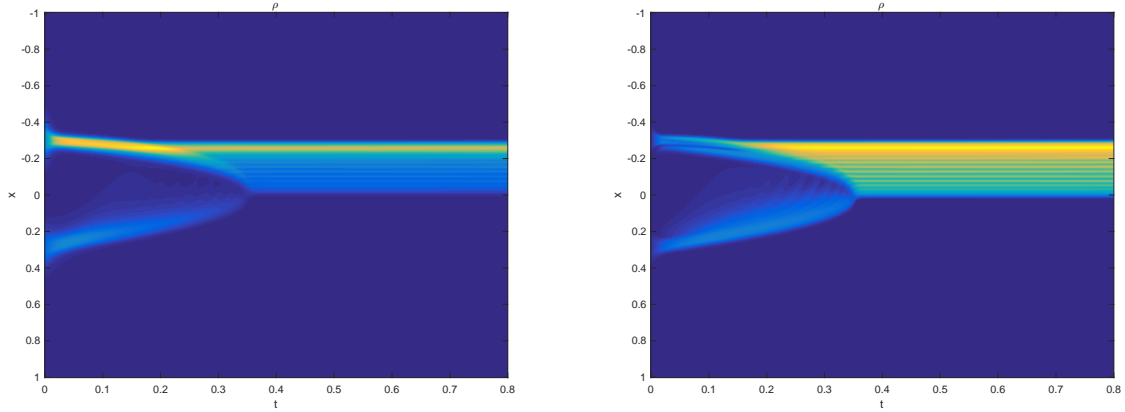


Figure 11: Left is the mean and right is the standard deviation of $\rho(x, t, z)$ respectively, with random initial condition $f_0 = 4\sqrt{5\pi} \left((3+z)e^{-80(x-0.3)^2} + (5-z)e^{-80(x+0.3)^2} \right)$, $z \sim \mathcal{U}[-1, 1]$, $\varepsilon = 0.05$.

With $M_c = 2\pi$ and $\bar{M}_c \approx 2.197\pi$, we put asymmetric initial mass both larger than 2π . Figure 10 shows similar results as Figure 10 in [10]. The mass in each peak is large enough to concentrate but they will merge into a larger peak which locates closer to larger initial peak due to asymmetry. Figure 11 shows the effect of the asymmetric randomness with total initial mass fixed. It can be observed in mean and standard deviation that the randomness affects the concentration time, location and asymmetry, showing the solution behaves sensitively to initial data.

6.3.3 Case 3: Two Asymmetric peaks (close), one below critical mass, one above critical mass

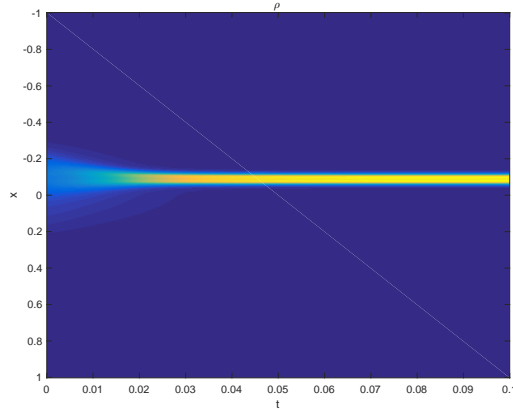


Figure 12: Deterministic solution of $\rho(x, t)$ with initial data $f_0 = 4\sqrt{5\pi} \left(e^{-80(x-0.1)^2} + 5e^{-80(x+0.1)^2} \right)$, $\varepsilon = 0.05$.

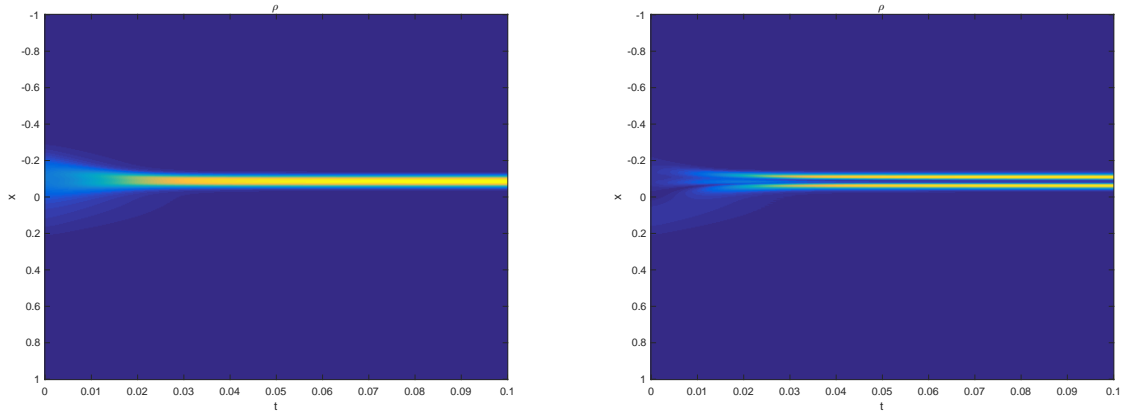


Figure 13: Left is the mean and right is the standard deviation of $\rho(x, t, z)$ respectively, with random initial condition $f_0 = 4\sqrt{5\pi} \left((1 + 0.5z)e^{-80(x-0.1)^2} + (5 - 0.5z)e^{-80(x+0.1)^2} \right)$, $z \sim \mathcal{U}[-1, 1]$, $\varepsilon = 0.05$.

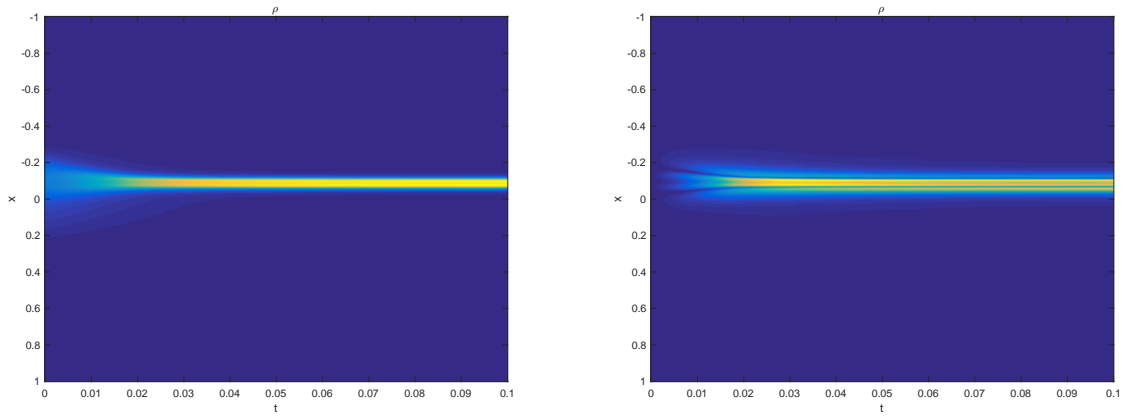


Figure 14: Left is the mean and right is the standard deviation of $\rho(x, t, z)$ respectively, with random $\alpha = 1 + 0.5z$, $z \sim \mathcal{U}[-1, 1]$ and deterministic initial data, $\varepsilon = 0.05$.

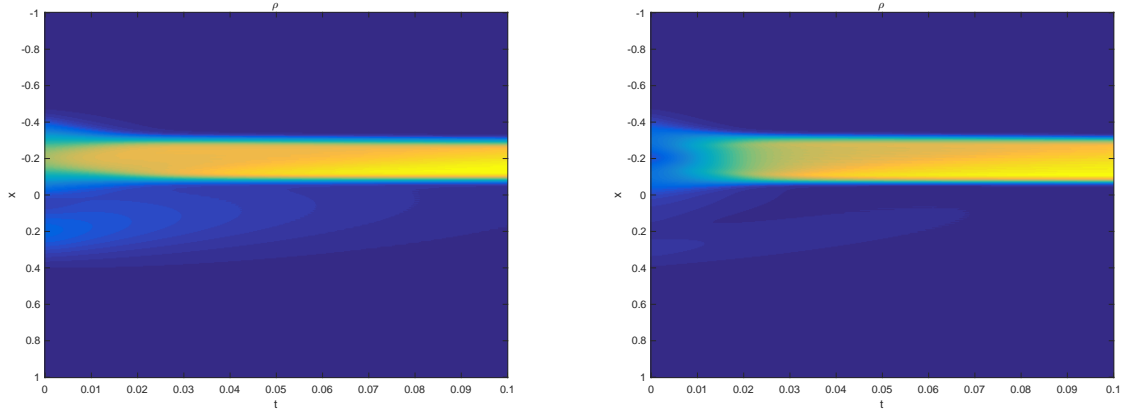


Figure 15: Left is the mean and right is the standard deviation of $\rho(x, t, z)$ respectively, with random in position $f_0 = 4\sqrt{5\pi} \left(e^{-80(x-(0.1+0.1z))^2} + 5e^{-80(x+(0.1+0.1z))^2} \right)$, $\varepsilon = 0.05$.

From Figure 12 to Figure 15, we conduct a series of experiments with two asymmetric peaks, keeping one peak with enough mass and the other one without enough mass. The deterministic case (Figure 12) shows that the peak with less mass will move towards the other one in a short time and then they continue to aggregate mass. In Figure 13, small amount of randomness exchanging between two peaks will not change this tendency in mean. The standard deviation in Figure 13 is asymmetric due to the asymmetric randomness in initial data. In Figure 14, although mean values show no difference, the standard deviation is symmetric because the source of randomness comes from the diffusion coefficient α . Figure 15 shows that the position of the two peaks has significant effects on the aggregation behavior in this case. From mean and standard deviation, one can observe that there exists a critical distance between the two peaks, beyond which the two peaks will not be able to merge. They will be separated to behave independently according to their initial mass.

6.4 The 1D local Model with Random Initial Data

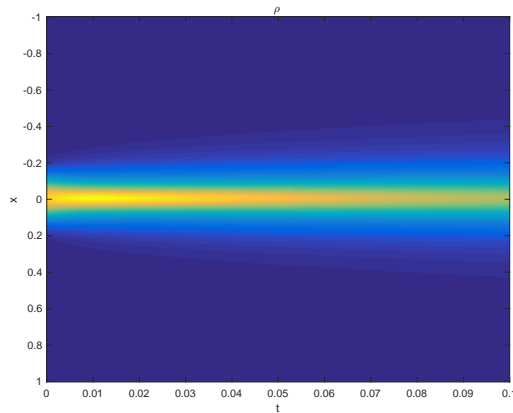


Figure 16: Deterministic solution of $\rho(x, t)$ with initial data $f_0 = 1.5 \times 4\sqrt{5\pi}e^{-80x^2}$ (subcritical), $\varepsilon = 0.01$.

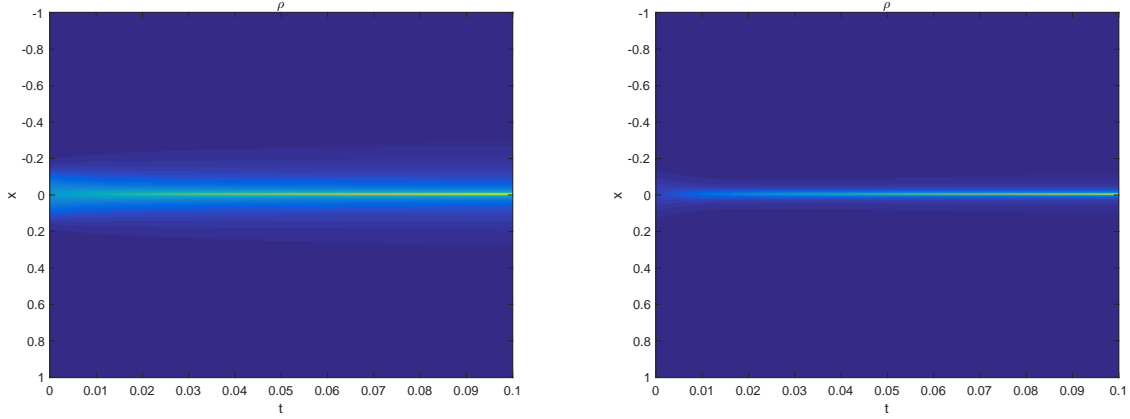


Figure 17: Left is the mean and right is the standard deviation of $\rho(x, t, z)$ respectively, with random in initial $f_0 = (1.5 + z) \times 4\sqrt{5\pi}e^{-80x^2}$, $\varepsilon = 0.01$.

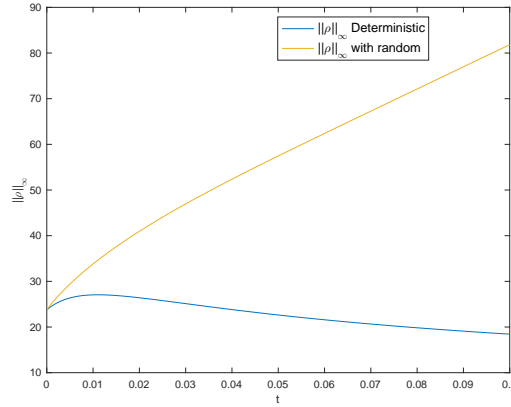


Figure 18: Comparison of $\|\rho\|_\infty$ in deterministic solution and mean solution.

Although theoretic study of the local model with supercritical mass is still not enough to understand the blow up behavior of the local kinetic chemotaxis system, numerical tests in [10] suggested blowing up density by using adapted grids. Instead of studying the blowing up property, we are more interested in the sensitive effect brought up by the randomness around critical mass. In Figure 16, the deterministic solution with subcritical initial data will stay bounded as expected from theory. However, the solution keeps aggregating in Figure 17 if we introduce randomness into initial mass ranging from subcritical mass to supercritical mass with mean less than critical mass. More obviously in Figure 18, the deterministic solution will remain bounded while the mean of the random solution appears increasing in time. This indicates that the introduced randomness will influence the properties of the solution. If the range of the initial data contains supercritical regimes, the solution of the random system will behave quite differently from the deterministic one with average initial mass.

Remark 6.1. Stochastic collocation method is used in test 6.4 to deal with $|\partial_x s|$ as following: Once $\hat{\mathbf{s}} = (\hat{s}_1, \dots, \hat{s}_K)^T$ is obtained at each time iteration, $\partial_x \hat{\mathbf{s}} = (\partial_x \hat{s}_1, \dots, \partial_x \hat{s}_K)^T$ can be obtained using finite difference. Then $|\partial_x s(x, z)|$ can be approximated by $|\sum_{k=1}^K \partial_x \hat{s}_k(x) \Phi_k(z)|$. According to the probability

density function of z , one can have a set of collocation points $\{z_j\}_{j=1}^M$ with corresponding weights $\{w_j\}_{j=1}^M$. ($M = 20$ points are used in our test.) Project $|\partial_x s(x, z)|$ onto the space $\{\Phi_1(z), \dots, \Phi_K(z)\}$ in order to get the gPC coefficients $(\xi_1, \dots, \xi_K)^T$ of $|\partial_x s|$ such that $|\partial_x s| \approx \sum_{k=1}^K \xi_k(x) \Phi_k(z)$, one can get

$$\begin{aligned} \xi_k(x) &= \int_{I_z} |\partial_x s(x, z)| \Phi_k(z) \lambda(z) dz \\ &\approx \sum_{j=1}^M |\partial_x s(x, z_j)| \Phi_k(z_j) w_j \\ &\approx \sum_{j=1}^M \left| \sum_{i=1}^K \partial_x \hat{s}_i(x) \Phi_i(z_j) \right| \Phi_k(z_j) w_j, \quad k = 1, \dots, K. \end{aligned}$$

Then $(\xi_1, \dots, \xi_K)^T$ is used in the algorithm.

7 Conclusion

In this article, a high order efficient stochastic Asymptotic-Preserving scheme is designed for the kinetic chemotaxis system with random inputs. Compared with the previous work [10] for the deterministic kinetic chemotaxis equations, our new method, based on generalized Polynomial Chaos Galerkin approach to deal with uncertainty, uses the implicit-explicit Runge-Kutta (IMEX-RK) method to gain high accuracy and utilize a macroscopic penalty to improve the CFL stability condition from parabolic type to hyperbolic type in the diffusive regime. Both efficiency and accuracy are verified in the numerical tests.

There are many remaining work for future study. Since the kinetic description of the chemotaxis system is more microscopic and consistent with the classical Keller-Segel equation with more favorable properties (e.g. global existence for nonlocal turning kernel), it is important to complete the theory as well as conduct efficient numerical simulations comparing with experimental results. On one hand, many properties, which have been explored numerically in this paper and previous work [10, 12], remain to be verified by rigorous theory. On the other hand, the high order efficient method in this paper should be extended to 2D and 3D kinetic chemotaxis system to support the theory in future work. Moreover, some general problems for uncertainty quantification, such as high dimensionality and rigorous sensitive analysis, are to be further studied.

Reference

- [1] V. Calvez A. Blanchet and J. A. Carrillo. Convergence of the Mass-Transport Steepest Descent Scheme for the Subcritical Patlak-Keller-Segel Model. *SIAM Journal on Numerical Analysis*, 46(2):691–721, 2008.
- [2] Wolfgang Alt. Orientation of Cells Migrating in A Chemotactic Gradient. In *Biological growth and spread*, pages 353–366. Springer, 1980.
- [3] Wolfgang Alt. Biased Random Walk Models for Chemotaxis and Related Diffusion Approximations. *Journal of mathematical biology*, 9(2):147–177, 1980.
- [4] Adrien Blanchet, Jean Dolbeault, and Benoît Perthame. Two-Dimensional Keller-Segel Model: Optimal Critical Mass and Qualitative Properties of the Solutions. *Electronic Journal of Differential Equations (EJDE)[electronic only]*, 2006:Paper–No, 2006.
- [5] S Boscarino, L Pareschi, and G Russo. A Unified imex Runge-Kutta Approach for Hyperbolic Systems with Multiscale Relaxation. *SIAM Computational Analysis*, 2017 to appear.

- [6] Sebastiano Boscarino, Lorenzo Pareschi, and Giovanni Russo. Implicit-Explicit Runge–Kutta Schemes for Hyperbolic Systems and Kinetic Equations in the Diffusion Limit. *SIAM Journal on Scientific Computing*, 35(1):A22–A51, 2013.
- [7] Nikolaos Bournaveas and Vincent Calvez. Critical Mass Phenomenon for A Chemotaxis Kinetic Model with Spherically Symmetric Initial Data. *Annales de l’Institut Henri Poincaré (C) Non Linear Analysis*, 26(5):1871–1895, 2009.
- [8] Michael P Brenner, Peter Constantin, Leo P Kadanoff, Alain Schenkel, and Shankar C Venkataramani. Diffusion, Attraction and Collapse. *Nonlinearity*, 12(4):1071, 1999.
- [9] Vincent Calvez, Benoit Perthame, and Mohsen Sharifi Tabar. Modified Keller–Segel System and Critical Mass for the log Interaction Kernel. *Contemp. Math.*, pages 45–62, 2006.
- [10] José A Carrillo and Bokai Yan. An Asymptotic Preserving Scheme for the Diffusive Limit of Kinetic Systems for Chemotaxis. *Multiscale Modeling & Simulation*, 11(1):336–361, 2013.
- [11] Fabio ACC Chalub, Peter A Markowich, Benoît Perthame, and Christian Schmeiser. Kinetic Models for Chemotaxis and Their Drift-Diffusion Limits. In *Nonlinear Differential Equation Models*, pages 123–141.
- [12] Alina Chertock, Alexander Kurganov, Mária Lukáčová-Medvidová, and Seyma NurOzcan. An Asymptotic Preserving Scheme for Kinetic Chemotaxis Models in Two Space Dimensions. *Preprint*, 2016.
- [13] Alina Chertock, Alexander Kurganov, Xuefeng Wang, and Yaping Wu. On A Chemotaxis Model with Saturated Chemotactic Flux. *Kinet. Relat. Models*, 5(1):51–95, 2012.
- [14] Nicolas Crouseilles, Shi Jin, Mohammed Lemou, and Liu Liu. Nonlinear Geometric Optics Based Multiscale Stochastic Galerkin Methods for Highly Oscillatory Transport Equations with Random Inputs. *arXiv preprint arXiv:1704.01019*, 2017.
- [15] Pierre Degond. Asymptotic-Preserving Schemes for Fluid Models of Plasmas. *Numerical models for fusion*, 39/40 of Panor. Syntheses:1–90, 2013.
- [16] Pierre Degond and Fabrice Deluzet. Asymptotic-Preserving Methods and Multiscale Models for Plasma Physics. *Journal of Computational Physics*, 336:429–457, 2017.
- [17] Giacomo Dimarco and Lorenzo Pareschi. Numerical Methods for Kinetic Equations. *Acta Numerica*, 23:369–520, 2014.
- [18] Jean Dolbeault and Benoît Perthame. Optimal Critical Mass in the Two Dimensional Keller–Segel Model in \mathbb{R}^2 . *Comptes Rendus Mathématique*, 339(9):611–616, 2004.
- [19] Miguel A Herrero and Juan JL Velázquez. Chemotactic Collapse for the Keller–Segel Model. *Journal of Mathematical Biology*, 35(2):177–194, 1996.
- [20] Thomas Hillen and Kevin J Painter. A User’s Guide to pde Models for Chemotaxis. *Journal of mathematical biology*, 58(1-2):183, 2009.
- [21] Dirk Horstmann et al. From 1970 until Present: the Keller–Segel Model in Chemotaxis and its Consequences. *I. Jahresberichte DMV*, 105 (3), 2003.
- [22] Jingwei Hu and Shi Jin. A Stochastic Galerkin, Method for the Boltzmann Equation with Uncertainty. *Journal of Computational Physics*, 315:150–168, 2016.
- [23] Shi Jin. Efficient Asymptotic-Preserving (ap) Schemes for Some Multiscale Kinetic Equations. *SIAM Journal on Scientific Computing*, 21(2):441–454, 1999.

- [24] Shi Jin. Asymptotic Preserving (ap) Schemes for Multiscale Kinetic and Hyperbolic Equations: A Review. *Lecture Notes for Summer School on “Methods and Models of Kinetic Theory”(M&MKT), Porto Ercole (Grosseto, Italy)*, pages 177–216, 2010.
- [25] Shi Jin, Jian-Guo Liu, and Zheng Ma. A Micro-Macro Decomposition Based Stochastic Asymptotic-Preserving Scheme for Linear Transport Equations in Diffusive Regimes with Random Inputs. *Research in Math. Sci.*, 2016 to appear.
- [26] Shi Jin and Liu Liu. An Asymptotic-Preserving Stochastic Galerkin Method for the Semiconductor Boltzmann Equation with Random Inputs and Diffusive Scalings. *Multiscale Modeling & Simulation*, 15(1):157–183, 2017.
- [27] Shi Jin and Hanqing Lu. An Asymptotic-Preserving Stochastic Galerkin Method for the Radiative Heat Transfer Equations with Random Inputs and Diffusive Scalings. *Journal of Computational Physics*, 334:182–206, 2017.
- [28] Shi Jin, Hanqing Lu, and Lorenzo Pareschi. Efficient Stochastic Asymptotic-Preserving imex Methods for Transport Equations with Diffusive Scalings and Random Inputs. *arXiv preprint arXiv:1703.03841*, 2017.
- [29] Shi Jin, Lorenzo Pareschi, and Giuseppe Toscani. Uniformly Accurate Diffusive Relaxation Schemes for Multiscale Transport Equations. *SIAM Journal on Numerical Analysis*, 38(3):913–936, 2000.
- [30] Shi Jin, Dongbin Xiu, and Xueyu Zhu. Asymptotic-Preserving Methods for Hyperbolic and Transport Equations with Random Inputs and Diffusive Scalings. *Journal of Computational Physics*, 289:35–52, 2015.
- [31] Shi Jin and Yuhua Zhu. Hypocoercivity and Uniform Regularity for the Vlasov-Poisson-Fokker-Planck System with Uncertainty and Multiple Scales. *arXiv preprint arXiv:1704.00208*, 2017.
- [32] Evelyn F Keller and Lee A Segel. Initiation of Slime Mold Aggregation Viewed As An Instability. *Journal of Theoretical Biology*, 26(3):399–415, 1970.
- [33] Evelyn F Keller and Lee A Segel. Model for Chemotaxis. *Journal of theoretical biology*, 30(2):225–234, 1971.
- [34] Evelyn F Keller and Lee A Segel. Traveling Bands of Chemotactic Bacteria: A Theoretical Analysis. *Journal of theoretical biology*, 30(2):235–248, 1971.
- [35] Evelyn Fox Keller. Assessing the Keller-Segel Model: How Has It Fared? In *Biological growth and spread*, pages 379–387. Springer, 1980.
- [36] Randall J LeVeque. *Numerical Methods for Conservation Laws*. Springer Science & Business Media, 1992.
- [37] Qin Li and Li Wang. Uniform Regularity for Linear Kinetic Equations with Random Input Based on Hypocoercivity. *arXiv preprint arXiv:1612.01219*, 2016.
- [38] Toshitaka Nagai. Global Existence of Solutions to A Parabolic System for Chemotaxis in Two Space Dimensions. *Nonlinear Analysis: Theory, Methods & Applications*, 30(8):5381–5388, 1997.
- [39] Hans G Othmer, Steven R Dunbar, and Wolfgang Alt. Models of Dispersal in Biological Systems. *Journal of mathematical biology*, 26(3):263–298, 1988.
- [40] Hans G Othmer and Thomas Hillen. The Diffusion Limit of Transport Equations Derived from Velocity-Jump Processes. *SIAM Journal on Applied Mathematics*, 61(3):751–775, 2000.

- [41] Hans G Othmer and Thomas Hillen. The Diffusion Limit of Transport Equations ii: Chemotaxis Equations. *SIAM Journal on Applied Mathematics*, 62(4):1222–1250, 2002.
- [42] Lorenzo Pareschi and Giovanni Russo. Implicit-Explicit Runge-Kutta Schemes and Applications to Hyperbolic Systems with Relaxation. *Journal of Scientific computing*, 25(1-2):129–155, 2005.
- [43] Clifford S Patlak. Random Walk With Persistence and External Bias. *Bulletin of Mathematical Biology*, 15(3):311–338, 1953.
- [44] Benoit Perthame. Pde Models for Chemotactic Movements: Parabolic, Hyperbolic and Kinetic. *Applications of Mathematics*, 49(6):539–564, 2004.
- [45] Benoît Perthame. *Transport Equations in Biology*. Springer Science & Business Media, 2006.
- [46] Mohsen Sharifi tabar. One-Dimensional Chemotaxis Kinetic Model. *Nonlinear Differential Equations and Applications NoDEA*, 18:139–172, 2011.
- [47] Ruiwen Shu, Jingwei Hu, and Shi Jin. A Stochastic Galerkin Method for the Boltzmann Equation with Multi-Dimensional Random Inputs Using Sparse Wavelet Bases. *Numerical Mathematics: Theory, Methods and Applications*, 10(2):465–488, 2017.
- [48] Angela Stevens and Hans G Othmer. Aggregation, Blowup, and Collapse: the abc’s of Taxis in Reinforced Random Walks. *SIAM Journal on Applied Mathematics*, 57(4):1044–1081, 1997.
- [49] Dongbin Xiu. *Numerical Methods for Stochastic Computations: A Spectral Method Approach*. Princeton university press, 2010.
- [50] Dongbin Xiu and George Em Karniadakis. The Wiener–Askey Polynomial Chaos for Stochastic Differential Equations. *SIAM journal on scientific computing*, 24(2):619–644, 2002.
- [51] Yuhua Zhu and Shi Jin. The Vlasov-Poisson-Fokker-Planck System with Uncertainty and a One-dimensional Asymptotic Preserving Method. *SIAM Multiscale Model. Simul.*, 2017 to appear.
- [52] Javier Duoandikoetxea Zuazo. *Fourier Analysis*, volume 29. American Mathematical Soc., 2001.