

Forgetting the Forgotten with *Lethe*

Concealing Content Deletion from Persistent Observers

Mohsen Minaei Mainack Mondal Patrick Loiseau Krishna Gummadi Aniket Kate
Purdue University University of Chicago Univ. Grenoble Alpes, CNRS, MPI-SWS Purdue University
mohsen@purdue.edu mainack@uchicago.edu Inria, Grenoble INP, LIG gummadi@mpi-sws.org aniket@purdue.edu
patrick.loiseau@inria.fr

Abstract—Most social platforms offer mechanisms allowing users to delete their posts, and a significant fraction of users exercise this right to be forgotten. However, ironically, users’ attempt to reduce attention to sensitive posts via deletion, in practice, attracts unwanted attention from stalkers specifically to those (deleted) posts. Thus, deletions may leave users more vulnerable to attacks on their privacy in general. Users hoping to make their posts forgotten face a “damned if I do, damned if I don’t” dilemma. Many are shifting towards ephemeral social platform like Snapchat, which will deprive us of important user-data archival. In the form of intermittent withdrawals, we present, *Lethe*, a novel solution to this problem of (really) forgetting the forgotten. If the next-generation social platforms are willing to give up the uninterrupted availability of *non-deleted* posts by a very small fraction, *Lethe* provides privacy to the deleted posts over long durations. In presence of *Lethe*, an adversarial observer becomes unsure if some posts are permanently deleted or just temporarily withdrawn by *Lethe*; at the same time, the adversarial observer is overwhelmed by a large number of falsely flagged undeleted posts. To demonstrate the feasibility and performance of *Lethe*, we analyze large-scale real data about users’ deletion over Twitter and thoroughly investigate how to choose time duration distributions for alternating between temporary withdrawals and resurrections of non-deleted posts. We find a favorable trade-off between privacy, availability and adversarial overhead in different settings for users exercising their right to delete. We show that, even against an ultimate adversary with an uninterrupted access to the entire platform, *Lethe* offers deletion privacy for up to 3 months from the time of deletion, while maintaining content availability as high as 95% and keeping the adversarial precision to 20%.

I. INTRODUCTION

People freely open up about their personal life and opinions on online social platforms (e.g., Facebook, Twitter) today. The shared information remains available on these platforms (to intended recipients as well as unintended observers) and is archived by archival services until (and if) the information is eventually deleted (or confined) by its creator. This long-term exposure of the shared data raises numerous longitudinal privacy concerns [17], [18], [33] for the users: not only celebrities but non-celebrities get regularly harassed and blackmailed by data scavengers, who stalk their victims to identify sensitive content from the shared data. Nevertheless, sensitivity of a post is relative; it varies from person to person, and also with life events and time in general. Thus, effective (high precision and recall) mining of available large-scale data to find suitable victims is not always feasible for the scavengers.

The task should have become more difficult as platforms

and Internet archives honor users’ request to delete their data. However, these deletions actually leave the users more vulnerable to the scavengers who can now focus only on the withdrawn posts to find sensitive contents.¹ Indeed, we found this problem associated with content deletions to be very practical—today multiple web services find and hoard deleted content across different social platforms. Politwoops [36] for Twitter, ReSavr [10] and Uneddit [15] for Reddit, StackPrinter-Deleted [11] for Stack overflow, and YouTomb [43] for Youtube are some of the prominent examples. In fact, Politwoops archived more than 1.1 million deleted tweets by 10,404 politicians, around the world in 2015 [8], and by August 2017 Uneddit serves more than 942 million deleted Reddit comments. These services can enable attackers to specifically mine deleted posts of users for nefarious purposes.

This large-scale identification and hoarding of deleted content from social sites and archives pose a serious violation of “Right to be Forgotten” and the ill-effects of this phenomena on our social behavior will be far reaching. For example, in one case, singer Ed Sheeran’s deletion of a tweet from 2011 was found and widely publicized in media [7] leading to his brief disappearance from Twitter. In another case, an SNL cast member’s deletion of racist tweets back in September 2016 [6] were tracked by third parties and subsequently publicized. Not only celebrities but normal users also fell prey to this phenomenon when links delisted by Google in Europe (to honor Right to be Forgotten requests) were identified, publicized and scrutinized by media [42]. In general, the users today are extremely vulnerable due to the fact that, whatever content they delete (ironically, to protect their privacy) will possibly be identified, dissected and abused.

In spite of this threat, not surprisingly, without any better alternatives available, information exposure control in the form of deletions still remains a common phenomenon on the social platforms; Mondal et al. [33] observe that a significant fraction (~35%) of all Twitter users have now deleted or confined (i.e., made private) their public Twitter posts made in 2009. Consequently, as any persistent onlooker can keep track of such changes and go after the deleted posts, users aiming to make observers forget their posts are left with a “damned if I do, damned if I don’t” dilemma. This paper aims to provide a solution to the problem.

A trivial solution is to make users *not* publish sensitive

¹Closely associated phenomenon, “Streisand effect,” suggests that an attempt to hide some information has the unintended consequence of bringing particular attention of public to it.

content in the first place; but this is infeasible even for extremely careful users as the sensitivity of shared data changes drastically and unpredictably with time and life events. A growing number of users have now shifted to ephemeral social platforms such as Snapchat [1], where everything gets deleted in a premeditated fashion. However, given the huge historical, cultural, and economical value of user-generated data, it is extremely unlikely that most next-generation social or archival platforms will adapt to this model.

This leaves us with a hard research question: *can we offer an alternative to the next-generation social or archival platforms that achieves the best properties of both deleting everything (i.e., privacy) and keeping an archive of posts and events (i.e., availability)?* The aim of this work is to answer this question affirmatively and develop a privacy mechanism that retains the archival values of posted content and still allows deletions while providing deniability and protection to the users after some time of deletion, i.e., those deletions will not be immediately discernible to even persistent onlookers.

A simple-yet-drastic proposal. We offer a simple-yet-drastic proposal towards mitigating the problem of concealing content deletions in presence of persistent observers while maintaining high availability of archived content. In our proposed system, *Lethe*², we very conservatively assume that the adversary has complete access to the archival platform and can view any post. We presume the platform administrator is working with the data creator (or owner) to protect the privacy of deletions. *Lethe* employs an *intermittent withdrawal mechanism* that protects privacy using two public, infinite-support time distributions—one we call the up (or online) distribution and the second is called down (or offline) distribution. Just before publishing a post, *Lethe* samples a time duration from the up distribution and for that time duration makes that post available (i.e., visible) to everyone. After the up duration passes *Lethe* takes an instance from the down distribution and for that time duration hides the post from viewers.

In the same way, *Lethe* continues to toggle between the up and down durations as long as the post has not been deleted or its privacy preference has not changed. Since *Lethe* also hides non-deleted posts, it will be confusing for the adversary to distinguish whether a post is hidden by *Lethe* or deleted by the owner.

Contributions. We make four key contributions.

Firstly, to the best of our knowledge, this is the first systematic study of the problem with content deletion in the presence of persistent onlookers. We formalize the problem with content deletion in the presence of a very powerful adversary who can take snapshots of the whole platform at any point in time. We define and analytically quantify the necessary security notions: *privacy*—likelihood ratio of a post deleted or not at any particular time, *availability*—fraction of time the posts are visible and *adversarial overhead*—adversary’s precision on detecting deleted posts. Based on our formalization, we propose and evaluate a novel scheme, *Lethe*, to provide privacy for users’ deletions.

Secondly, we show that privacy is correlated with the up and down distributions: (i) inversely proportional to the hazard rate of up distribution, and (ii) inversely proportional to the complementary cumulative distribution function (CCDF) of down distribution. Moreover, we show that by picking geometric and negative binomial distributions as the up and down distribution, not only we achieve good privacy guarantees, but our notion of privacy is simplified to a *decision threshold* period—duration an adversary is willing to wait before identifying a (hidden) post in a down period as deleted.

Thirdly, we present the trade-offs between the notions mentioned above using data from Twitter. We show that in the case of 95% content availability, the adversary, with an uninterrupted access to the entire platform, will have a precision value associated with adversarial overhead below 20% even when a post has been down for more than 90 days. In the case of a more forbearing adversary that has a decision threshold of 180 days, the precision will only increase to 35%. However, the system administrator can reduce the availability of the system by a small fraction and set it to 90%, which drops the adversary’s precision back to 20%. For a large-scale system such as Twitter, with trillions of tweets, even precision of 80% can result in a significant overhead for the adversary (investigating 20 million non-deleted tweets falsely marked as deleted each day).

Finally, we evaluate the effect of our scheme on Twitter dataset to show the feasibility of *Lethe* in a real-world scenario. We show that our proposal, while maintaining a trade-off between availability and privacy, also allows interactions in the system without much interruption. Specifically, leveraging real-world interaction data from Twitter we show that, by applying *Lethe* the utility (i.e. user interactions with posts) remains above 99% even when content availability is 85%.

Applicability of *Lethe*. Users of platforms such as Twitter or Facebook are accustomed to uninterrupted availability of their uploaded/archived data. Any loss of availability (even if loss is small) may be unacceptable to some users, and such platforms can introduce *Lethe* as an optional feature (providing an opt-out option for the users as well as applying *Lethe* only to the posts that are at least days or weeks old) if they find that some of their users demand privacy for their deletions. Nevertheless, we primarily envision *Lethe* for the next-generation social or archival platforms, where, unlike current ephemeral platforms like Snapchat, the users expect to have an archive of old memories without the fear of others breaking privacy for their deletions.

Moreover, high availability system like *Lethe* will be less effective against an adversary that devotes time and resources on a particular user such as the case of unearthing Ed Sheeran’s deletions [7]. Nevertheless, compared to the state-of-the-art, *Lethe* raises the bar significantly: it not only offers deniability to the celebrity for at least a few arguably important weeks, but also significantly increases the stalker’s workload.

II. CONTEXT AND MOTIVATION

In this section, we explain how the current systems handle content deletions and what are the problems with those privacy methodologies. Furthermore, we motivate our proposal towards achieving privacy and availability simultaneously.

²In Greek mythology, *Lethe* was the river of forgetfulness: all those who drank from it experienced complete forgetfulness. The word *Lethe* also means oblivion, forgetfulness, or concealment.

User-initiated spontaneous deletions. One of the widely employed form of content deletion today is user-initiated deletion; i.e., system operators remove content when the owners explicitly asked them to do so. Almost all real world social data sharing platforms today (e.g., Facebook, Twitter or YouTube) provide users option to delete their uploaded content. Recent studies [16], [33] have shown that users extensively use this mechanism to protect the privacy of their past content—users delete around 35% of posts within six years of posting them. The European Union (EU) regulation of “Right to be forgotten” [41], [42] which is part of EU General Data Protection Regulation (GDPR) [4] is also trying to accomplish exactly this same, albeit at a much more elaborate scale. They wish to enable users to remove historical data about themselves from multiple systems, including removing results from leading search engines. Nevertheless, as we already suggest, those deleted content attract unwanted attention [42].

Premeditated withdrawals. Complementary to these user-initiated spontaneous deletions, a number of *premeditated* withdrawal methodologies have been proposed and employed today.

Many of those aim to protect content privacy via withdrawing *all* posts after a predefined viewership or time of posting; we call those the *age-based withdrawals*. Recent ephemeral social content sharing sites like Snapchat [1] or Dust [5] are prominent examples of age-based withdrawal. Several academic projects also try to enforce age-based withdrawal in different context; e.g., Vanish [24], [25] in distributed hash tables (DHTs), EphPub [21] and [37] using DNS caches, and Ephemerizer [35] and its improvement [34] using trusted servers. A user’s inability to a priori predict the right time (or viewership) for her content withdrawal remains to be the key issue with the age-based withdrawals. This prevents deriving the best possible content availability.

Mondal et al. [33] suggest *inactivity-based withdrawal* to eliminate the burden on the users to decide expiry times and to facilitate continued discussions around interesting content. Unlike in age-based withdrawals, where a post is withdrawn after a predefined time or viewership, in inactivity-based withdrawal posts can be withdrawn only when it becomes inactive over time, i.e., it does not generate any more interactions (e.g., sharing the post by other users). Recently proposed Neuralyzer [44] uses a similar concept to maintain the availability of content as long as there is sufficient demand for it, and leverages the caching mechanisms of DNS to keep track of the activity. A similar idea is also employed on sites like 4chan [3], [28], where posts are withdrawn as users stop contributing to them for a prolonged time.

Problems with premeditated withdrawals: No historical data. The above premeditated withdrawal methodologies remove every post from the public view eventually; thus, there is *no* archived history of user data. However, existence of archival data can be important to not only the system but also the users. A recent survey [18] shows that users have a keen interest in going back to the past social content they have uploaded, e.g., for reminiscing old memories. Moreover, as social media sites are often perceived as a mirror of the real world, reflecting events in the past and how people reacted to them, archiving the past uploaded content has immense

historical value; e.g., US Library of Congress [2] is already archiving all uploaded public Twitter data.

Moreover, if a user deletes her post before the predefined time (or viewership) limit on the post, an adversary can be certain that it is a user-initiated content deletion. In this case, the current premeditated schemes provide no privacy or deniability to the user.

Our Approach. Our challenge is to devise a privacy mechanism that offers protection to user-initiated content deletions (from a persistent onlooker with pervasive access) without reducing the content’s archival value. We demonstrate how to achieve these contrasting privacy and availability goals by systematically withdrawing and resurrecting non-deleted posts from public view.

III. PROBLEM AND KEY IDEA

A. System and Adversary Model

We model a user-generated data sharing platform (e.g., Twitter) as a public bulletin board where individuals can upload and/or view content. Below we define prominent players and their roles in our setup: *Platform* is the system, which maintains the bulletin board (used to upload and view user generated content); *Data Owner* is a user who uploads her posts to the bulletin board. *Adversary* can view the uploaded posts on the bulletin board and is constantly in search of posts which have been deleted by their owners (possibly to scavenge for the posts that are sensitive to their owners).

In our generic model, all the subscribers (including the adversary) have complete access to the bulletin board and can view the posts as they wish. After a data owner decides to delete a post, the post will be removed from the bulletin board and will not be visible to anyone. We expect the publisher to be honest and assist towards achieving the privacy goal.

Our adversary accesses the bulletin board continuously and takes snapshots at will. He can determine the deleted posts by comparing the two snapshots taken at different times and pinpointing the posts that existed in the first one but not in the second one (the same strategy used to find deleted tweets in previous studies [31], [33]). The adversary is capable of adding posts and deleting them from the bulletin board; however, it will not be able to delete some other users’ posts. Although the adversary is ultimate in terms of the data access, given the manual nature of the task of determining sensitive deletions, his goal will be to flag and analyze as few non-deleted posts as possible. In the real world, an adversary would be actually limited in its capability; consequently, all the privacy guarantees we observe in this work are actually lower bound (Section 8). Finally, we expect all aspects of our system and its parameters to be public, and the adversary to be aware of those.

B. Security Goals

Towards our goal to conceal deletions from the adversary without significantly affecting the availability, we propose the following security properties:

Deletion privacy is the uncertainty of the adversary about a post having been deleted or just temporarily withdrawn by the

platform at a given point of time. In other words, it is the deniability of deleting a post for the data owner. As the post remains down for a longer duration, the adversary becomes more certain about its deletion, achieving a particular level of privacy is directly related to having a certain *Decision Threshold* on the observed down periods for declaring that posts are deleted beyond that point.

Platform availability represents the average availability of a post within a period. The goal is to provide privacy guarantees to users while obtaining high levels of availability. It is easy to observe that introducing down periods creates a trade-off between privacy and availability. For example, assuming the mean up duration is fixed, as the mean of down distribution increases the availability of the platform will decrease; however, when a post is deleted, it remains unnoticed to the adversary for longer periods due to higher decision thresholds.

It is natural to ask why the adversary cannot select his decision threshold independent of down distribution (and subsequently availability). The answer lies in the difficulty of distinguishing sensitive posts from non-sensitive ones. Sensitivity of a post varies from person to person, and also with life events and time in general, therefore, pinpointing sensitive posts for each user is a hard task. Moreover, there is a huge discrepancy between the content creation and deletion rates on social sites today (social sites are generating new content at the rate around ten times more than deletions).

This brings us to our third property of adversarial overhead as we expect our adversary to be concerned with flagging many non-deleted posts (false positives).

Adversarial overhead, is associated with the number of non-deleted posts falsely flagged as deleted (false-positives) that the adversary has to investigate along with the detected actual deleted posts (true-positives). We capture it by the precision measure:

$$Precision = \frac{True\ Positives}{True\ Positives + False\ Positives}.$$

Towards offering a balanced viewpoint, we also consider the recall measure capturing false-negatives (i.e., posts that are flagged as non-deleted but will eventually be deleted):

$$Recall = \frac{True\ Positives}{True\ Positives + False\ Negatives}.$$

There is a trade-off between privacy and adversarial overhead similar to the trade-off between privacy and availability. Ideally, the adversary overhead should be high which implies that the precision should be low. If the adversary needs to keep its overhead low (less false positives), it has to provide better privacy (deniability) to its victim by increasing its decision threshold period.

C. Key Idea

We plan to provide privacy for a post deletion by intermittently withdrawing the non-deleted posts such that the adversary cannot distinguish between a temporarily withdrawn post and a permanently deleted post for some long time duration after the deletion. At its core, our intermittent withdrawal mechanism

consists of choosing alternating up and down periods of random durations. This obviously adversely affects the availability of posts: increasing withdrawal time of a post can improve the deletion privacy; however, it reduces the overall availability. Therefore, our key challenge is to determine distributions (and their parameters) for these intermittent withdrawals such that we achieve a satisfactory level of deletion privacy without significantly affecting the availability of the posts.

We illustrate our distributions selection process through the following two Straw-man proposals.

Straw-man proposal I. As a simple example, consider the degenerate (or fixed-value) distribution for up and down duration of a post. With 90% availability in mind, we consider an alternating series of fixed up period of nine hours and fixed down period of an hour. Here, every post once withdrawn remains down for a complete hour. Thus, the adversary cannot flag a post as deleted until it remains down for more than an hour as any flagging during the first hour down time cannot be better than just randomly flagging the posts. However, the adversary becomes certain about the deletion right after this one hour of down period. Moreover, if the deletion occurs sometime during the up period of nine hours, the adversary can break the privacy immediately.

Although it is possible to increase down time while maintaining the same availability, the adversary can simply wait longer before becoming certain about the deletion. Larger down time may also not be acceptable to platforms expecting content to be highly available.

Straw-man proposal II. We can replace the above degenerate distribution by the uniform distribution with mean value of nine hours for the up distribution and mean value of one hour for the down distribution. Here, the deletion can happen any-time during the up duration without the adversary becoming certain about the deletion. However, the problem with the down period remains: with the finite support of the down distribution (two hours for our example), the adversary will be sure about deletion after two hours.

Towards *Lethe*. As we do not expect the platform and the users to accurately predict the waiting time (i.e., decision threshold) for the adversary, we propose to use the distributions with infinite support. Here, the adversary can *never* be certain about the deletions; but it is easy to see that once the post is deleted, the adversary becomes more certain about it as time progresses.

Towards building and analyzing *Lethe*, we measure privacy as likelihood ratio in Section IV, and find it to be inversely proportional to both hazard rate of the up distribution and complementary cumulative distribution of the down distribution. We measure availability as the ratio of mean up distribution and sum of means of both (up and down) distributions. In Section V, we then explore different distributions with infinite support to select an up and down distribution that offers an excellent trade-off between deletion privacy, availability and adversarial overhead. Finally, in Section VI, we evaluate the system for the estimated Twitter dataset.

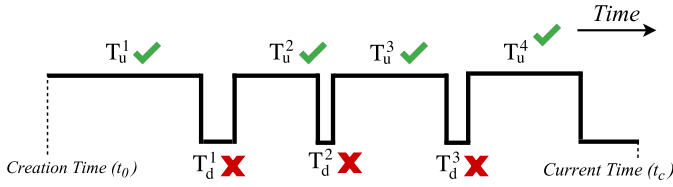


Fig. 1. **Timeline of a post.** The post is created at time t_0 , T_u^i is the duration of an up phase and T_d^i is the duration of a down phase. In up phases the post is visible to the adversary, in down phases it is not.

D. Non-goals

While solving this complex problem towards achieving privacy, we make some simplifying assumptions.

Firstly, we consider all withdrawn posts to be *equal*, and do not consider the sensitivity of a post's content. Several other studies [29], [30], [38] investigated the sensitivity of posts in general and resulting privacy leaks. Those studies provide complementary privacy guarantees and can be used in addition to our approach.

Secondly, we do not take into account correlations between posts, and instead, assume individual posts to be independent in this first proposal for a very difficult problem. Given extremely unpredictable and context-dependent nature of correlations between posts on social sites, considering correlations where they are apparent, will be an interesting future work.

Finally, similar to the usage of salting in password hashing against the dictionary (or rainbow table) attacks, our goal is to protect the privacy of withdrawn posts on a *large scale*, and our adversary scavenges through all the withdrawn posts to find as many sensitive deletions as possible. We do not aim to protect against a devoted stalker who stalks a particular user or post over a long duration. For example, an adversary with prior knowledge of users (e.g., posting patterns) will have an advantage that we do not consider. Nevertheless, as compared to the state-of-the-art, we aim at increasing the workload of devoted attackers and at delaying the deletion privacy loss at least by a few arguably important weeks.

IV. PROBLEM FORMALIZATION

A. Formalized Intermittent Withdrawals

In the proposed system, time is discretized in seconds. We denote by t_c the current time. We treat each post independently, and therefore, the privacy and availability analyses focus on an individual post. Let t_0 denote the creation time of the post.

The intermittent withdrawal mechanism introduces a disconnection between the real state of a post (deleted or non-deleted) and the observed state of the post (publicly visible or withdrawn). The real state of the post is available *only* to the platform and the owner, while the adversary can only see the observed state of the post.

Real state: Let $\mathcal{R}(t)$ denote the real state (either non-deleted or deleted) of the post at time t . By convention, we say that $\mathcal{R}(t) = 1$ if the post is not deleted at time t and $\mathcal{R}(t) = 0$ if the post is deleted. For example, at creation time t_0 , $\mathcal{R}(t_0) = 1$.

We assume that a post cannot be undeleted (or resurrected) and thus can be deleted only once. Consequently, we define the deletion time $t_{del} > t_0$ such that $\mathcal{R}(t) = 1$ for all $t \in [t_0, t_{del})$

and $\mathcal{R}(t) = 0$ for all $t \geq t_{del}$. We also assume that t_{del} is not a choice variable of the platform and remains unknown to the platform at any time before t_{del} .

Observable state: At any time t , by accessing the bulletin board, the adversary or any user only sees if the post is up (visible) or down (withdrawn). Let $\mathcal{O}(t)$ denote this observable state of the post at time $t \geq t_0$. By convention, we say that $\mathcal{O}(t) = 1$ if the post is up and $\mathcal{O}(t) = 0$ if the post is down.

For a post, the platform can decide $\mathcal{O}(t)$ for all $t_0 < t < t_{del}$. In particular, for each post, the platform chooses a sequence of positive integer values $(T_u^j)_{j \in \mathbb{Z}_+}$ and $(T_d^j)_{j \in \mathbb{Z}_+}$, interpreted as up and down time durations respectively. The observable state is set as follows.

For all $t \in [t_0, t_{del})$:

$\mathcal{O}(t) = 1$ if, for some $i \geq 0$,

$$t \in \left[t_0 + \sum_{j=1}^i T_u^j + \sum_{j=1}^i T_d^j, t_0 + \sum_{j=1}^{i+1} T_u^j + \sum_{j=1}^i T_d^j \right);$$

$\mathcal{O}(t) = 0$ if, for some $i \geq 0$,

$$t \in \left[t_0 + \sum_{j=1}^{i+1} T_u^j + \sum_{j=1}^i T_d^j, t_0 + \sum_{j=1}^{i+1} T_u^j + \sum_{j=1}^{i+1} T_d^j \right).$$

For all $t \geq t_{del}$: $\mathcal{O}(t) = 0$.

Figure 1 illustrates the observable state (from an adversary's point of view) for a post due to the sequences of up and down duration. As the deletion time t_{del} is not known to the platform at any time before t_{del} , we can assume without loss of generality that large sequences $(T_u^j)_{j \in \mathbb{Z}_+}$ and $(T_d^j)_{j \in \mathbb{Z}_+}$ are chosen by the platform at the creation time t_0 . As a result, the observable state in Equation (1) can be intuitively interpreted as follows. The post is initially up and stays up for a duration T_u^1 . After the duration T_u^1 , it goes down and stays down for a duration T_d^1 before coming up again. This process continues indefinitely until the post is deleted by the owner. Finally, when a post is deleted, it goes down immediately even if it is in middle of an up duration, and stays down forever.

Our objective is to control the observable state so that it becomes difficult for the adversary to be certain about the deletion of a post. In the proposed intermittent withdrawal mechanism, $(T_u^j)_{j \in \mathbb{Z}_+}$ and $(T_d^j)_{j \in \mathbb{Z}_+}$ are mutually independent i.i.d. sequences of random variables drawn from probability mass functions (PMFs) f_{T_u} and f_{T_d} respectively. We define the intermittent withdrawal mechanism as follows:

Definition IV.1 (Intermittent withdrawal mechanism). We define $\mathcal{M}_{IW}(f_{T_u}, f_{T_d})$ as an algorithm that draws mutually independent i.i.d. sequences $(T_u^j)_{j \in \mathbb{Z}_+}$ and $(T_d^j)_{j \in \mathbb{Z}_+}$ from f_{T_u} and f_{T_d} respectively, and sets $\mathcal{O}(t)$ as in Equation (1).

As elaborated later in Section V and onwards, We choose parameters PMFs f_{T_u} and f_{T_d} of the \mathcal{M}_{IW} to satisfy the contrasting privacy, availability, and adversarial overhead requirements. Throughout the analysis, F_{T_u} and F_{T_d} represent the cumulative distribution functions (CDFs), and \bar{F}_{T_u} and \bar{F}_{T_d} represent the complementary cumulative distribution functions (CCDFs) of f_{T_u} and f_{T_d} respectively. We assume that the platform can efficiently sample values from distributions f_{T_u} and f_{T_d} , and that these distributions are known to the adversary.

Next, we formally analyze our security goals in the context of $\mathcal{M}_{IW}(f_{T_u}, f_{T_d})$.

B. Deletion Privacy

The notion of deletion privacy should quantify the uncertainty of the adversary in distinguishing between a post being really deleted by the owner or just in one of its down durations. We define this likelihood of adversary detecting an actual deleted post as the likelihood ratio of the observed sequence of observable states since post creation conditioned on the post being deleted or not at the current time t_c .

Definition IV.2. For any time t_c , we define the privacy of mechanism $\mathcal{M}_{IW}(f_{T_u}, f_{T_d})$ as a ratio (LR)

$$LR = \frac{\sup_{t \leq t_c} \Pr(\mathcal{O}_{\mathcal{M}_{IW}}([t_0, t_c]) \mid t_{del} = t)}{\sup_{t > t_c} \Pr(\mathcal{O}_{\mathcal{M}_{IW}}([t_0, t_c]) \mid t_{del} = t)}, \quad (2)$$

where $\mathcal{O}_{\mathcal{M}_{IW}}([t_0, t_c])$ is the observed state for posts due to \mathcal{M}_{IW} in the interval $[t_0, t_c]$.

The above ratio is the classical *likelihood ratio* (LR) statistic [20] for the test to determine if the post was deleted or not, i.e., the test with null hypothesis $H_0 : \{\mathcal{R}(t_c) = 1\}$ (equivalent to $\{t_{del} > t_c\}$) and alternative hypothesis $H_1 : \{\mathcal{R}(t_c) = 0\}$ (equivalent to $\{t_{del} \leq t_c\}$). It is known that likelihood ratio tests have good properties and are often the most powerful tests that the adversary can do to determine if the post was deleted [20]. Hence, limiting this likelihood ratio is the best way of limiting the possibility for the adversary of accurately testing if the post was deleted or not. Increase in the LR value for a post denotes increase in certainty of the adversary about a post deletion; in short, lesser value of LR denotes better privacy. Since the adversary knows the up and down time distributions it can compute the likelihood ratio of the deletion privacy. Our definition of deletion privacy parallels with the definition of differential privacy [23], however there is subtle difference between them (Appendix A). In this paper we analyze the privacy using the Frequentist approach. For interested readers in the Bayesian analysis we refer to Section 4 of [32].

Deletion Privacy for the Intermittent Withdrawal Mechanism.

As deletion privacy (or LR value) depends on $\mathcal{O}([t_0, t_c])$ (i.e., the sequence of observable states chosen by the platform) and consequently on the distributions f_{T_u} and f_{T_d} , we need to quantify this dependency to understand the deletion privacy offered by intermittent withdrawal mechanism.

In our intermittent withdrawal mechanism, up and down durations are drawn i.i.d. until the post is deleted. Therefore,

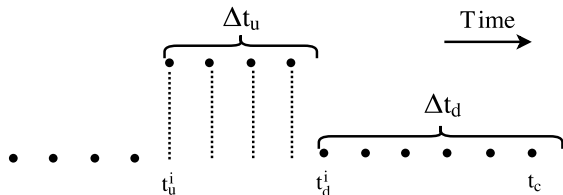


Fig. 2. Observing the status of a single post from its creation and precisely looking at the last up and down duration, Δt_u and Δt_d respectively. t_c is the current time, t_u^i denotes the last up toggle and similarly t_d^i is the last down toggle time.

the probability of the sequence is the product of probability of observing each duration which is the same regardless of if the post was deleted or not except for the last up and down durations; one of the last up and down durations could be cut by the deletion. As a result, the ratio LR depends only on the last up and down durations. We denote last up and down duration by Δt_u and Δt_d respectively and by extension by $\mathcal{O}(\Delta t_u, \Delta t_d)$ the observed state in those times (see illustration on Figure 2). Then the likelihood ratio on the lhs of (2) can be simplified as

$$LR = \frac{\sup_{t \leq t_c} \Pr(\mathcal{O}(\Delta t_u, \Delta t_d) \mid t_{del} = t)}{\sup_{t > t_c} \Pr(\mathcal{O}(\Delta t_u, \Delta t_d) \mid t_{del} = t)}. \quad (3)$$

Now we compute the numerator and denominator separately. The denominator is simply the likelihood of observing $\mathcal{O}(\Delta t_u, \Delta t_d)$ if the post was not yet deleted at time t_c (i.e., $\mathcal{R}(t_c) = 1$), which is

$$\Pr(\mathcal{O}(\Delta t_u, \Delta t_d) \mid \mathcal{R}(t_c) = 1) = f_{T_u}(\Delta t_u) \cdot \overline{F_{T_d}}(\Delta t_d - 1). \quad (4)$$

As the post has not been deleted at time t_c (i.e., $\mathcal{R}(t_c) = 1$), the probability of observing Δt_u is $f_{T_u}(\Delta t_u)$. Moreover, since the post is in middle of a down period the probability of observing Δt_d is $\Pr(T_d^i \geq \Delta t_d) = \overline{F_{T_d}}(\Delta t_d - 1)$.

For the numerator, we compute the probability of $\mathcal{O}(\Delta t_u, \Delta t_d)$ conditioned on the deletion time being t for each t between the last toggle t_d^i and the current time t_c and take the maximum of those probabilities. (It is *not* necessary to consider earlier deletion times since the probability of $\mathcal{O}(\Delta t_u, \Delta t_d)$ would then be zero.) We treat separately the case where $t_{del} = t_d^i$ which corresponds to a deletion happening during (or at the end of) an up period and the cases $t_{del} \in (t_d^i, t_c]$ which correspond to a deletion happening during a down period. In the second case, for $t \in (t_d^i, t_c]$, we have

$$\Pr(\mathcal{O}(\Delta t_u, \Delta t_d) \mid t_{del} = t) = f_{T_u}(\Delta t_u) \cdot \overline{F_{T_d}}(t - t_d^i - 1),$$

which is maximized for $t = t_d^i + 1$ where $\overline{F_{T_d}}(t - t_d^i - 1) = \overline{F_{T_d}}(0) = 1$. In the case where $t_{del} = t_d^i$, then the last up period could have been either of exactly Δt_u or of more, hence

$$\Pr(\mathcal{O}(\Delta t_u, \Delta t_d) \mid t_{del} = t_d^i) = \overline{F_{T_u}}(\Delta t_u) + f_{T_u}(\Delta t_u).$$

Since $\overline{F_{T_u}}(\Delta t_u) \geq 0$, we conclude that

$$\sup_{t \leq t_c} \Pr(\mathcal{O}(\Delta t_u, \Delta t_d) \mid t_{del} = t) = \overline{F_{T_u}}(\Delta t_u) + f_{T_u}(\Delta t_u). \quad (5)$$

Substituting (4) and (5) into (3), we get the final expression of the likelihood ratio:

$$LR = \left(\frac{\overline{F_{T_u}}(\Delta t_u)}{f_{T_u}(\Delta t_u)} + 1 \right) \cdot \frac{1}{\overline{F_{T_d}}(\Delta t_d - 1)}. \quad (6)$$

Equation (6) captures the relation between the LR (i.e., deletion privacy) and the choice of up and down time distributions: (i) the LR is (almost) inversely proportional to the *hazard rate* $f_{T_u}(\Delta t_u)/\overline{F_{T_u}}(\Delta t_u)$ of the up distribution; and (ii) the LR is inversely proportional to the *CCDF* $\overline{F_{T_d}}(\Delta t_d - 1)$ of the down distribution. We need to optimize for these two functions while choosing up and down time distributions for controlling privacy guarantee of \mathcal{M}_{IW} .

C. Availability property

The intermittent withdrawal mechanism provides deletion privacy at the cost of reducing availability of the post. The post is not visible to the adversary as well as any benign observer during the down periods. Intuitively, the availability of a post is simply the fraction of time the post is visible to an observer. Formally, for mechanism $\mathcal{M}_{IW}(f_{T_u}, f_{T_d})$ the availability is:

$$\text{Availability} = \frac{\mu_{f_{T_u}}}{\mu_{f_{T_u}} + \mu_{f_{T_d}}}, \quad (7)$$

where $\mu_{f_{T_u}}$ is the mean of the up time distribution f_{T_u} and $\mu_{f_{T_d}}$ is the mean of the down time distribution f_{T_d} .

The LR (6) and availability (7), both are functions of the up and down time distributions and thus are correlated. For instance, when posts in the archive are always down (e.g., f_{T_u} is a finite distribution and f_{T_d} is a distribution with infinite mean), the archive has zero availability and perfect privacy (the LR value is 1). On the other hand, when posts in the archive are always up (e.g., f_{T_d} is a uniform distribution with mean 0), the archive has perfect availability of 1 and no privacy (LR value is ∞). In non-extreme cases, the relationship of availability and privacy is more intricate and depends on specific choices of up and down distributions. We explore this trade-off empirically in Section VI.

V. Lethe DESIGN

We parameterized the security guarantees in section IV, but we still need to determine exact specifications for these parameters to effectively control the guarantees. The required parameters include the mean up (down) times for the up (down) distributions as well as choices of PMFs for those distributions. The key design challenge for *Lethe* is: *How to choose suitable parameters for Lethe to give good availability and privacy guarantees?* Here, we resolve this design challenge empirically.

A. Choosing up/down distribution mean values to control availability

Availability of *Lethe*, the average fraction of up time, depends upon the mean for up and down distributions (Equation (7)). While choosing mean values of up and down time distributions, the platform operator needs to decide upon the required availability of the platform. From a practical perspective, we envision that the platform would need the availability to be around 90%.

The absolute value of the down time is also interesting from a usability viewpoint: Hypothetically if an operator expecting 90% availability sets the mean down time as one year and mean up time as nine years, a particular post will be hidden on average for one year. However, a year of down time on average is unacceptable in many real-world scenarios: the users may leave the system if the non-deleted content is not available for such large durations. Therefore, unless otherwise stated, we set mean for down time distributions as one hour and mean for up time distributions as nine hours.

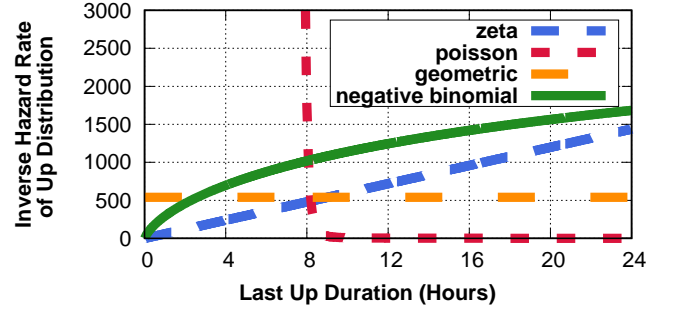


Fig. 3. Variation of inverse hazard rate with time for four choices of up time distributions (with same mean). Increase in inverse hazard rate signifies increase in LR value.

B. Choosing up/down distribution PMFs to control deletion privacy

The platform operator needs to control the deletion privacy guarantee of *Lethe* via setting some suitable choices for up and down time distributions (i.e., their PMFs). Her aim is to minimize the LR value.

Geometric distribution is a suitable choice for up time distribution. Recall that the value of LR, is inversely proportional to the hazard rate for the up time distribution (Equation (6)) at the last up duration. To select the up times distribution, we considered a wide range of distributions varying in their main characteristics and we present here four distributions with infinite support and the same mean of nine hours—zeta, poisson, geometric and negative binomial [40]—that illustrate the main rationales behind our choice. Figure 3 shows the inverse hazard rate for these four choices of up time distributions for different values of last up durations (ranging up to 24 hours). The trends remain similar for longer time durations. Note that, negative binomial distribution requires a parameter called the shape parameter or n , which is set to 0.15 in Figure 3 for demonstration. The take away in this figure remains the same for other values of n . The key observation is that only the memoryless geometric distribution has a constant inverse hazard rate for different last up durations. If we take geometric distribution as our up time distribution function, *any* value of last up duration will have the same effect on the value of LR, i.e., the value of LR will not be affected even when a deletion happens in middle of an up duration (and effectively cut short the original up duration).

However, this is not the case for other distributions—their inverse hazard rate changes with the value of last up duration. Thus, aside from geometric distribution, any other choice of up time distributions poses two problems: (i) the inverse hazard rate (and consequently LR value) would be very high at some point for the last up duration, as evident from Figure 3 and (ii) if a post is deleted in the middle of last up duration the LR value will change for that post (since deletion effectively changes the original value of last up duration) compare to the case of no deletion. This phenomenon might provide additional hint to the attacker. Thus we strongly prescribe to use geometric distribution as a suitable choice of up time distribution.

We note that our choice is conservative—for other distributions, there will be instances where inverse hazard rate (and subsequently the LR value) is lower compare to geometric distribution (see Figure 3). However, we prefer predictability

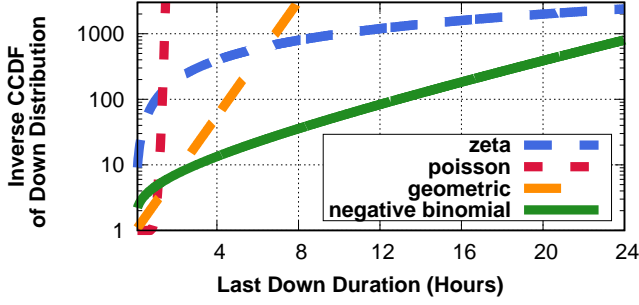


Fig. 4. Variation of inverse of CCDF values in log scaled (proportional to value of LR) for down distribution with last down duration for four choices of down distributions.

in the inverse hazard rate of geometric distribution (thus value of LR) for a deployment.

Negative binomial distribution is a suitable choice for down time distribution. Similar to up time distribution analysis, we have experimented with a wide range of distributions for down times. Recall that the LR value, is proportional to the inverse CCDF of a given down time distribution (Equation (6)) Figure 4 presents the inverse of CCDF of down time distribution in log scale for different values of last down time duration (ranging up to 24 hours) for our four representative choices—zeta, geometric, Poisson and negative binomial [40] (each with a mean of one hour). The trends remain similar for longer time durations. We first observe that for a small down duration, the Poisson distribution has the lowest inverse CCDF value (thus lowest LR). However, at the mean down duration, the value quickly jumps and becomes the highest amongst the different distributions tested. The reason is that most values in the Poisson distribution are concentrated around the mean. Hence, before the mean, the CCDF is close to 1 but quickly after the mean it becomes close to zero (intuitively, for Poisson distribution there is a negligible chance that a non-deleted post observes a down time much larger than the mean; thus observing one gives a very strong signal to the attacker).

Similarly, any other distribution with value concentrated around a mode would suffer the same limitation and it is preferable to select a distribution with a decreasing PMF such as geometric, zeta or negative binomial. Amongst those three, geometric has lowest LR for small down time durations, but it increases rapidly for large down time durations. Comparatively, zeta has higher LR for small down time durations and smaller values for large down time duration. This difference is because the geometric distribution has a light tail and its PMF decreases faster whereas the zeta distribution has a heavy tail and therefore assigns higher weights to very large values—hence observing even a very large value has a non-negligible probability to happen under no deletion if the down time distribution is zeta. Finally, the key observation from Figure 4 is that the inverse CCDF value of negative binomial distribution provides a balance between these two patterns and thus presents itself as a nice choice for down time distribution.

However, there is a challenge while using negative binomial distribution: it takes another parameter (in addition to mean down time), called the shape parameter and denoted “ n ”. In Figure 4, n is set to 0.15 for demonstrating trends, but a practical deployment of *Lethe* requires a systematic guideline for setting n . Specifically, if the platform operator can have

an estimate θ^* for adversary’s decision threshold, then it can choose n such that the value of LR is lowest for decision threshold θ^* . The platform operator may even base θ^* on user perception, e.g., operator decides that it is ok, if an adversary finds out deletion of a post after six months or more.

As evident in Figure 4, zeta distribution will outperform negative binomial distribution at some point in time. However, we claim that for all the decision thresholds that we have considered (even years), there exists a shape parameter for the negative binomial distribution that provides lower LR value for that threshold compared to zeta distribution. On the other hand, if the platform cannot come up with any reasonable θ^* it might use zeta distribution, since eventually it will perform better than negative binomial distribution; however, this comes at the cost of lowering privacy, i.e., increased LR value, for some period of time. In general, we expect the platform operators, based on their experience, to estimate the range of decision threshold θ^* values reasonably well.

We discuss a procedure to calculate the value of the shape parameter (n) of negative binomial distribution (given the mean down time and the adversary’s decision threshold) and its effect on the LR value in Appendix B.

C. Lethe Algorithm

Input: platform availability percentage, mean down time, adversary’s decision threshold.

Algorithm:

- 1) Acquire the mean up time based on the provided mean down time and availability values.
- 2) Obtain the shape parameter using the derivative procedure based on Equation (8) using the mean down time and decision threshold from input.
- 3) Initialize the up and down distributions by passing the mean up and down times along with the shape parameter for the down distribution.
- 4) Upon a post creation, set the real state of the post to 1 and instantiate the first up period from the up distribution. Set observable state of the post to 1.
- 5) Upon a toggle signal for a post, if the post was in a up period instantiate a down period from the down distribution and set the observable state to zero; Otherwise instantiate an up period from the up distribution and set the observable state to one.
- 6) Upon a deletion request for a post from the owner, set the real and observable state to zero and remove the post from the active set (i.e. posts that toggle).

These steps provide a platform operator the basic algorithm to run *Lethe*. However, from a system design point of view a relevant question is—how to efficiently implement these steps? For example, a simple but inefficient (not scalable) implementation for the platform is to just assign one process per post to track the observable state for that post (which is toggled due to *Lethe*). We find that pre-computing future up and down durations and updating them lazily results in efficient *Lethe* implementation. We direct interested readers to Appendix B for an efficient *Lethe* implementation sketch.

VI. EVALUATION OF *Lethe*

We evaluate the usefulness of *Lethe* by answering a key question: In practice, how hard is it for an adversary to detect deleted posts in presence of *Lethe* (adversarial overhead for identifying deleted posts)?

The posts, which are deleted by the users, will be in a down period for an infinite time. Thus, the down period of such posts will at some point exceed the adversarially chosen decision threshold θ (associated with the LR values) and be flagged by the adversary. These deleted posts, once correctly flagged by an adversary, constitute the true-positives TP_θ . Conversely, when a down period T_d^i for some non-deleted posts exceed the decision threshold, these falsely flagged posts constitute the false positives FP_θ . On the other hand, the posts that are flagged as non-deleted but will eventually be deleted will be the false negatives FN_θ .

Thus, for a decision threshold θ set by our adversary, if his strategy gives the TP_θ , FP_θ and FN_θ , we measure the adversarial overhead as the precision $Precision_\theta = \frac{TP_\theta}{TP_\theta + FP_\theta}$ and the recall $Recall_\theta = \frac{TP_\theta}{TP_\theta + FN_\theta}$.

To evaluate usefulness of *Lethe* we empirically explore the relation between adversarial precision, availability and decision threshold set by the adversary.

Data Collection: Today, such an intermittent withdrawal mechanism does not exist in the domain of social media and archives. To evaluate the feasibility and performance of *Lethe*, we take Twitter data as a good model platform. To that end, we need numbers for non-deleted and deleted posts on Twitter, and the rate of deletion and new tweets addition in Twitter.

Using reports such as [13], [14], we estimate that there are one trillion non-deleted tweets in the Twitter platform as of 2015. To determine the rates of deletion/addition of tweets, we resort to the 1% random sample provided by Twitter [12]. Specifically, we collected 1% random sample for 18 months (from October 2015 to April 2017). In our 1% random sample, daily on average, 3.2 million tweets are created, i.e. in the whole Twitter 320 million new tweets are created daily. Further, the 1% sample also provides us deletion notices; using those notices we determine how many of archived tweets are deleted daily [16]. We found that on average around 1 million tweets are deleted daily from 1% sample. So daily, on average 100 million tweets are deleted from the whole Twitter archive. Thus, the ratio between the volume of deleted and non-deleted tweets in the Twitter platform is approximately 0.01%. As time passes, this ratio will become smaller (assuming deletion volume will not change too much). Finally, daily 220 million non-deleted tweets are added to the archive.

Experimental setup: For our experiment, we set 1 day as our time unit and pick three system availabilities to experiment—85%, 90% and 95%, all with the mean down time of one hour. Consequently, for 85%, 90% and 95% availability the mean up times are respectively 5.7, 9 and 19 hours. Next, we set the up and down time distributions as geometric and negative binomial respectively (as discussed in Section V). We use Table III to set the shape parameter n for our negative binomial distribution.

To make the *Lethe* simulation feasible with our available

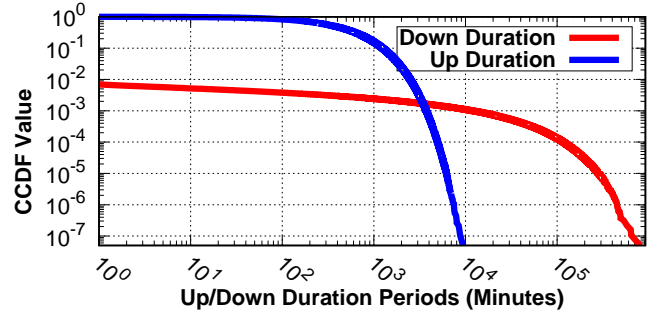


Fig. 5. CCDF value of up and down durations. The up distribution is a geometric distribution with the mean of 9 hours. The down distribution is a negative binomial distribution with the mean of 1 hour.

resources, we scale down the absolute numbers of deleted/non-deleted tweets to 0.01% of their original values. In other words, we simulate *Lethe* on a scaled down version of Twitter (our archival platform). We consider that our platform contains 100 million non-deleted tweets (0.01% of 1 trillion) already archived in the platform. Moreover, 32k tweets are created each day and 10k tweets are deleted (thus adding 22k non-deleted tweets each day) in our platform.

Experimental methodology: For the evaluation of *Lethe* we take the Frequentist design explained in Sections IV-B and V. We note that in order to simulate *Lethe* we don't need the exact timestamps for each post creation and deletion. *Lethe* is applied to the posts as if all of them were created on the first day of experiment. We take 1 day as our time unit and for our simulation, we assume that creation and deletion notifications are received in batch in every time unit. We continue this experiment for 10 years (considering creation and deletion of tweets each day). Figure 5 presents the CCDF value of the up and down durations for the chosen distributions at the 90% availability. More than 99% of the down durations are less than or equal to one minute. The mean up duration in Figure 5 is 9 hours and more than 90% of the up durations are longer than 3 hours.

Leveraging our aforementioned experimental set-up we simulate *Lethe* and measure adversarial overhead (i.e. precision and recall) at different decision thresholds. In our set up the true positive for the adversary is simply: number of daily deletions \times (experiment duration - decision threshold). The false positives for our adversary, on the other hand, are non-deleted tweets that get flagged based on the adversary's decision threshold. Further, we note that our adversary might decide to flag the false positives either once or multiple times (i.e., remove flag from a tweet when the tweet is resurrected after a long time and again flag it later). We consider these two scenarios separately.

Adversary investigates a flagged tweet only once: In this scenario, if a non-deleted post gets flagged the adversary will investigate it and after its investigation, it will remove that tweet from his consideration. Thus, the adversary will not consider the post again in the future, even though the post is visible again. We call this scenario *flag-once*. Figure 6 is showing the variation of adversarial precision for different decision thresholds in X-axis. As the decision threshold increases the adversary's confidence about a tweet being deleted also increases which result in higher precision values. Note that even for 85% and 90% platform availability the adversarial

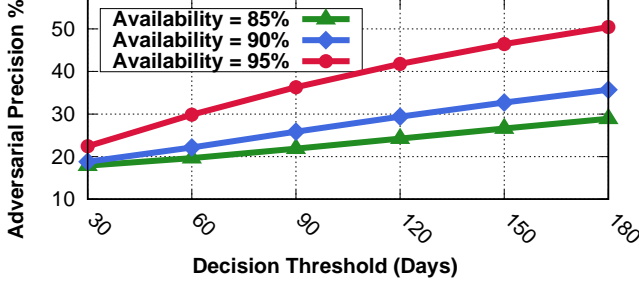


Fig. 6. Variation of adversarial precision against decision threshold periods for different availability values in flag-once scenario. In this scenario, each tweet can be *flagged only once*.

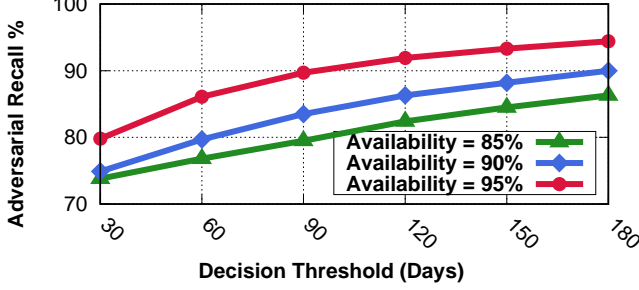


Fig. 7. Variation of adversarial recall against decision threshold periods for different availability values in flag-once scenario.

precision is around (or less than) 35% even when the decision threshold is as high as six months or 180 days, i.e., due to *Lethe* a deletion will go unnoticed for as long as six months.

This scenario checks a flagged post only once and will not consider it later again. Thus, it is possible that a non-deleted post flagged at time t will actually be deleted at a time later than t . So some posts might be deleted but not considered by the adversary, introducing false negatives. Figure 7 shows the variation of adversarial recall of deleted posts for different decision thresholds in X-axis. We make two observations. First, the adversary's recall increases with decision threshold. This is because, with increasing threshold, tweets that are not deleted at time t (but deleted later) will have more time to become visible (not getting flagged) before their actual time of deletion. Second, the recall increases with system availability. The reason is that the number of down periods decreases with increasing system availabilities and thus it is less likely to obtain larger down periods to flag tweets. This results in higher recall.

Adversary investigates a flagged tweet multiple times: This scenario is opposite of the previous one in the sense that once a non-deleted tweet has been flagged and investigated it will return to the set of non-deleted. We call this scenario *flag-multi*. The rationality behind this scenario is: it is true that the falsely flagged tweets are not deleted at the current time, but they might be at a future point in time, since sensitivity changes with time and life events. Thus the adversary would also like to take into consideration the real deletion of false positive tweets. Figure 8 shows the adversarial precision with varying decision thresholds. Compared to the scenario in Figure 6 the adversary has a lower precision for different thresholds for all values of platform availability. The reason is, in this case, a tweet can be flagged multiple times and result in higher false positives. Specifically, in Figure 8, for the case of 90% availability, *Lethe* keeps adversarial precision around 20% even when the

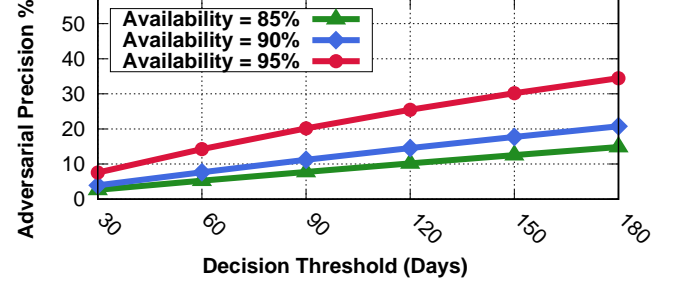


Fig. 8. Variation of adversarial precision against decision threshold periods for different availability values in flag-multi scenario. In this scenario a tweet can be *falsely flagged multiple times*.

adversary's decision threshold is as high as 6 months.

In this scenario if a post is flagged it can again be considered for investigation. Since, a deleted post will remain in a down period forever, the adversary will flag it as soon as the decision threshold is over. Thus, all the deletions will be identified eventually. Consequently, in this case there are no type II errors (false negatives) and recall will always be 100%.

Overhead of investigating falsely flagged tweets: Finally, we address one aspect of *Lethe* that we did not consider so far: the astronomical number of falsely flagged tweets that an adversary has to investigate (i.e., extra work) in either of these scenarios. Table I presents the raw number of non-deleted tweets falsely flagged (i.e. false positives) for both of the aforementioned scenarios. In the worst case, the adversary falsely flagged 13 trillion tweets in the flag-multi scenario when the availability and decision threshold are respectively 85% and 30 days. As Table I shows, even in the best case, with 95% availability and 180 day decision threshold in the flag-once scenario, the adversary needs to investigate 340 billion falsely flagged tweets.

We have also considered one extreme case—setting the platform availability to 99% (results not shown), i.e., setting the mean down and up time respectively to 1 hour and 99 hours. Although the precision, in that case, is higher compared to the ones in Figure 6 and 8, we found that even with 99% availability, in the best case (decision threshold 6 months, flag-once scenario) the adversary still needs to investigate 70 billion falsely flagged tweets. In short, We emphasize that the number of falsely flagged tweets is astronomical, and without incurring very high infrastructural cost an adversary can not support such investigation. Thus, much higher decision thresholds are needed for the adversary.

Note that, if an adversary targets a subset of all users, then precision/recall values for both scenarios remain the same and it will only proportionately effect actual number of falsely flagged tweets mentioned in Table I. For example, if the adversary is targeting 0.1% of all the users then number of falsely flagged tweets in Table I will be in billions instead of trillions. Furthermore, as the number of users decreases, the prior knowledge of the adversary about the deletion patterns of the users becomes more precise. This advantage results in a more accurate adversarial model that lowers the privacy of the users.

DT (days)	#FFT (in trillions) for flag-once scenario and diff availability %			#FFT (in trillions) for flag-multi scenario and diff availability %		
	85%	90%	95%	85%	90%	95%
30	1.64	1.54	1.23	13.05	8.7	4.35
60	1.45	1.24	0.83	6.39	4.26	2.13
90	1.25	1.01	0.62	4.18	2.78	1.39
120	1.09	0.84	0.48	3.07	2.04	1.02
150	0.95	0.71	0.40	2.40	1.60	0.80
180	0.84	0.61	0.34	1.96	1.30	0.65

TABLE I. FALSELY FLAGGED TWEETS (FFT) WITH DIFFERENT AVAILABILITIES, WHICH THE ADVERSARY NEEDS TO INVESTIGATE UNDER DIFFERENT SCENARIOS. DT DENOTES DECISION THRESHOLD.

VII. EFFECT OF *Lethe* IN PRACTICE

Platforms would like to make sure that their users are able to normally interact with the content they want and thus utility of their system is preserved when *Lethe* is in place. This guarantee differs from availability since even with 99% availability, the 1% non-available content might be the ones users are interested in. We identify one key factor that captures the distinction between availability and utility—the interaction with content in many platforms go down with time passing. E.g., [9], [39] shows that tweets receive more than 60% of their retweets and replies within the first hour of posting and it quickly becomes negligible as time passes. Thus, in this section we investigate how *Lethe* preserves the utility and not hinder the normal platform operations.

A. Quantifying utility of a platform

In order to evaluate the effect on utility in a real world scenario, we leverage data from Twitter. But first, we need to concretely define the utility of each post as well as the utility of the platform in the context of Twitter.

Utility of a post and of the platform: We take “retweets” as a proxy for interactions (temporal utility) around a tweet. We quantitatively measure the collective utility of the platform to be the *fraction of retweets allowed* when *Lethe* is in place. Although retweets are only a subset of all interactions (other interactions might be replies or user mentions) and may not capture the entirety of interactions, it is still one of the widely employed proxies of activity around a tweet [19], [22], [33].

Collecting a utility dataset: We need to ensure that *Lethe* preserves utility for all normal users of our system. To create a collective random sample of such users, we first take all the users who appeared in the 1% random Twitter sample collected in the first week of November 2011. Then we divide the users into five exponential buckets based on their number of followers (i.e. by their popularity) and randomly sampled 500 users from each bucket. We did this subsampling in mid-February 2016. Thus we end up with 2,500 random users. We collected all the tweets posted by these users (respecting Twitter’s limit of 3200 most recent tweets per user) and all the retweets of those tweets on end of February 2016. Out of 2,500, 6 users have made their account private between the time of subsampling and the time of all-tweets collection. So we end up collecting data from rest of the 2,494 users. There are a total of 4,858,014 tweets in our dataset. Among them

Decision Threshold (days)	Availability		
	85%	90%	95%
30	99.25	99.50	99.76
60	99.46	99.66	99.83
90	99.55	99.72	99.87
120	99.61	99.76	99.89
150	99.63	99.79	99.90
180	99.68	99.82	99.91

TABLE II. UTILITY FOR TWITTER IN PRESENCE OF *Lethe* OPERATING WITH DIFFERENT AVAILABILITIES AND DIFFERENT DECISION THRESHOLDS. IN ALL CASES THE UTILITY OF THE SYSTEM IS ABOVE 99%, AND AS THE AVAILABILITY INCREASES THE UTILITY INCREASES.

there are 730,055 tweets with at least one retweet and these tweets have 8,836,706 retweets in total. We use this dataset to check the *Lethe*’s effect on platform utility.

B. How does *Lethe* affect utility?

We simulate *Lethe* on our utility dataset with the following set-up for *Lethe*’s parameters.

Setup for measuring utility in presence of *Lethe*: We have experimented with setting the platform availability to 85%, 90% and 95%. We again set the mean down time to 1 hour and set mean up times to satisfy the availability requirements. The up and down distributions are geometric and negative binomial respectively. Recall that the negative binomial distribution needs a shape parameter along with the mean. Although we are not considering the adversary in the utility experiment, to be consistent with the privacy analysis, we repeat the experiment for the shape parameters from Table III.

Specifically, we simulate *Lethe* for each of the posts in our utility dataset. Note that, an original retweet happening in a down duration (i.e., when the tweet is hidden) is essentially missed and thus platform utility is affected. However, retweets happening in an up duration essentially remain unaffected. We count all the retweets that would have been missed if *Lethe* was in place and calculate the fraction of retweets missed due to *Lethe*. Note that, here we do not consider the effect of missed retweets on future retweets, modeling such effect are part of our future work. Finally, the utility of our system will be simply $1 - \text{fraction of retweets missed}$.

***Lethe* has minimal effect on system utility:** Table II shows the utility of the platform in presence of *Lethe* with varying decision thresholds (for each of them the optimal shape parameter is used). The table is showing the utility, i.e., the fraction of retweets allowed, for 85, 90 and 95% availability. For each of the availabilities, we have chosen six different decision thresholds with their corresponding shape parameter from Table III. The key observation is: for all the cases the utility is quite high. Difference between the utilities are at most 0.5% for different availabilities, and if 99% utility is sufficient for the platform, the platform can simply choose 85% availability over 95% to provide better privacy to the users while maintaining utility.

In summary, *Lethe* can indeed hide deletion of users while having minimal effect on platform utility. For a successful *Lethe* deployment, even 85% or less availability might provide a good trade off between privacy, availability, adversarial overhead and platform utility.

VIII. ENHANCEMENTS AND DISCUSSION

Real-world restricted adversary. In this work, we considered an adversary that can consistently observe each and every post of our platform and has full access to the *Lethe* up/down distribution parameters. However, a real-world adversary will have a much more restricted view of the platform (e.g., Twitter normally allows the developers to collect only 1% random sample of their data) or even of the *Lethe* deployment (e.g., the adversary has to estimate the exact parameters of up/down distribution). Further, in the real world, non-state-level adversaries will be severely limited by computing power and memory. Hence a possible extension of *Lethe* is to restrict the adversary model (i.e., capabilities of the adversary) with practical restrictions on the adversary's resources and considering the estimation overhead of *Lethe* parameters. The privacy guarantees provided by *Lethe* will significantly improve for such restricted, real-world adversaries.

Providing privacy guarantees based on users' needs. We note that by choosing different up/down time distributions, a platform operator can provide a range of privacy guarantees for *Lethe*. For example, if a user needs privacy specifically for 2 or 3 days (e.g., during an uprising) then the system operator can provide short-term privacy by choosing appropriate distributions (where LR value is very low for a short term, then increase rapidly). On the other hand, some celebrity might want long term privacy, where the privacy guarantee is not very high, but it is relatively stable over time. In other words, another possible extension will be to match users' need for privacy by simply tweaking the parameters and distributions in *Lethe*. The privacy guarantees can further be improved in case a user does not mind deleting their content only in down periods. Recall that, we choose geometric distribution as a suitable up distribution primarily since it enables the users to delete their content in both up and down time durations without any effect on the privacy. In case post deletions are restricted only to down durations, we can also explore other choices for up distributions.

Will six month be sufficient?. *Lethe* provides plausible deniability guarantees for a deletion even after 3 to 6 months of deletion. We argue that delaying an adversary 3 to 6 months to detect deletions might be sufficient in many scenarios. The reason is twofold: (i) Recent work [27] modeled users of social platforms as limited memory information processing actors; these actors care less and less about old information. In fact, this model is supported by the phenomena that almost all large social media sites today show the posts in reverse chronologically. (ii) Usually, curious people may focus on some specific user's posts related to some offline (i.e., physical work) event (e.g., in the case of the SNL cast member [6], it was her joining the SNL); however due to the very same reason the user in focus might decide to delete her posts at that time. If *Lethe* can delay the revelation of this deletion even for a few days, it should be sufficient to dissuade the observers.

Opt-outs and Delayed Execution. In some cases, users wish to maintain uninterrupted availability of some of their posts infinitely (e.g., pinned tweets on Twitter) or for the first few days. *Lethe* can easily skip such posts specifically marked by the user. Although these posts do not affect privacy and only improve availability, they can improve adversarial precision:

such posts are hardly deleted and thus, their continuous presence will result in lesser false positives. Nevertheless, given the very high utility provided by *Lethe*, we expect the number of such posts to remain limited.

Deception for Intrusion Detection and Surveillance Systems. *Lethe* can have interesting applicability beyond the content deletion scenario. Consider an intrusion detection or surveillance system that continuously monitors accesses to a system. Assume an intruder with a side channel that allows him to determine if the system is not functioning for maintenance, power outage or crash. The intruder wishes to exploit this side channel to attack the system; nevertheless, the attack might be time-consuming, and the stakes can be very high such that he does not like to get caught in action. *Lethe*'s approach can be used in this context as a deceptive technology, deterring the intruder even when the system goes down. It will be confusing for the intruder as it cannot determine if the system is in a sleep mode due to *Lethe* or has crashed. Interestingly, this approach will also be helpful towards making the surveillance system energy-efficient as it will not have to be online and operate constantly.

IX. CONCLUSION AND FUTURE WORK

In the world with perfect and permanent memory, we are in dire need of mechanisms to restore the ability to forget. Against an adversary who can persistently observe a user's data, the user's deletions make her more vulnerable by directly pointing the adversary to sensitive information. In this work, we have defined, formalized, and addressed this problem by designing *Lethe*.

In particular, we have formally defined a novel intermittent withdrawal mechanism, quantified its privacy, availability, and adversarial overhead guarantees in the form of a tradeoff. We leverage this mechanism to design *Lethe* which provides users deniability for their deletions while having very little impact on the system availability against an extremely powerful adversary having complete knowledge about the archival platform. Still, even in the case of such an adversary, leveraging real-world data we have demonstrated the efficacy of *Lethe* in providing a good tradeoff between privacy, availability, adversarial overhead and platform utility. For example, we have shown that while maintaining 95% availability and utility as high as 99.7%, we can offer deletion privacy for up to 3 months from the time of deletion while still keeping the adversarial precision to 20%.

Our work takes first few prominent steps towards solving the multi-faceted problem of forgetting the forgotten, while several interesting challenges remain. One future challenge is to consider deletion of correlated posts. Another challenge is to handle concrete deployment issues for *Lethe*, e.g., how to synchronize hiding/unhiding processes between geo-replicated data stores? To conclude, we believe our work calls for further research into these issues in order to provide users a more private right to be forgotten.

Acknowledgment. The authors gratefully thank the anonymous reviewers for their helpful comments. This work was partially supported by an Intel-CERIAS research fellowship and the Alexander von Humboldt foundation.

REFERENCES

- [1] “Snapchat,” <https://www.snapchat.com/>, (Accessed on Sept. 2018).
- [2] “How tweet it is!: Library acquires entire twitter archive,” <http://blogs.loc.gov/loc/2010/04/how-tweet-it-is-library-acquires-entire-twitter-archive/>, 2010, (Accessed on Sept. 2018).
- [3] “4chan raids: how one dark corner of the internet is spreading its shadows,” <http://www.theconversation.com/4chan-raids-how-one-dark-corner-of-the-internet-is-spreading-its-shadows-68394>, 2016, (Accessed on Sept. 2018).
- [4] “Art. 17, general data protection regulation, right to be forgotten,” <https://gdpr-info.eu/art-17-gdpr/>, 2016, (Accessed on Sept. 2018).
- [5] “Dust,” <https://www.usedust.com/>, 2016, (Accessed on Sept. 2018).
- [6] “SNL’s first latina cast member is caught out deleting thousands of tweets, some of which were ‘racist and offensive,’” <http://www.dailymail.co.uk/news/article-3805356/SNL-s-Latina-cast-member-caught-deleting-thousands-tweets-racist-offensive.html>, 2016, (Accessed on Sept. 2018).
- [7] “24 tweets ed sheeran will probably delete soon,” <https://www.buzzfeed.com/mjs538/we-r-who-we-r-is-a-good-song-tho>, 2017, (Accessed on Sept. 2018).
- [8] “Politwoops’ archive of 1m deleted tweets from politicians is available again,” <https://thenextweb.com/twitter/2015/09/17/politwoops-archive-of-1m-deleted-tweets-from-politicians-is-available-again/>, 2017, (Accessed on Sept. 2018).
- [9] “Replies and retweets on twitter,” <https://sysomos.com/inside-twitter/twitter-retweet-stats/>, 2017, (Accessed on Sept. 2018).
- [10] “Resavr,” <https://www.resavr.com/>, 2017, (Accessed on Sept. 2018).
- [11] “Stackprinter,” <http://www.stackprinter.com/deleted>, 2017, (Accessed on Sept. 2018).
- [12] “The streaming apis,” <https://dev.twitter.com/streaming/overview>, 2017.
- [13] “Twitter puts trillions of tweets up for sale to data miners,” <https://www.theguardian.com/technology/2015/mar/18/twitter-puts-trillions-tweets-for-sale-data-miners>, 2017, (Accessed on Sept. 2018).
- [14] “Twitter’s evolving plans to make money from its data stream,” <https://bits.blogs.nytimes.com/2015/04/11/twitters-evolving-plans-to-make-money-from-its-data-stream>, 2017, (Accessed on Sept. 2018).
- [15] “Uneddit,” <https://web.archive.org/web/20170824002119/http://uneddit.com/>, 2017, (Accessed on Sept. 2018).
- [16] H. Almuhammedi, S. Wilson, B. Liu, N. Sadeh, and A. Acquisti, “Tweets are forever: A large-scale quantitative analysis of deleted tweets,” in *CSCW’13*.
- [17] O. Ayalon and E. Toch, “Retrospective privacy: Managing longitudinal privacy in online social networks,” in *SOUPS’13*.
- [18] L. Bauer, L. F. Cranor, S. Komanduri, M. L. Mazurek, M. K. Reiter, M. Sleeper, and B. Ur, “The post anachronism: The temporal dimension of facebook privacy,” in *ACM WPES’13*.
- [19] D. Boyd, S. Golder, and G. Lotan, “Tweet, tweet, retweet: Conversational aspects of retweeting on twitter,” in *System Sciences (HICSS), 2010 43rd Hawaii International Conference on*. IEEE, 2010, pp. 1–10.
- [20] G. Casella and R. L. Berger, *Statistical Inference*, 2nd ed. Duxbury Press, 2002.
- [21] C. Castelluccia, E. De Cristofaro, A. Francillon, and M.-A. Kaafar, “Ephpub: Toward robust ephemeral publishing,” in *ICNP’11*.
- [22] M. Conover, J. Ratkiewicz, M. R. Francisco, and B. Gonçalves, “Political polarization on twitter,” 2011.
- [23] C. Dwork, “Differential privacy,” in *ICALP’06*.
- [24] R. Geambasu, T. Kohno, A. Krishnamurthy, A. Levy, H. M. Levy, P. Gardner, and V. Moscaritolo, “New directions for self-destructing data,” University of Washington, Tech. Rep. UW-CSE-11-08-01, 2011.
- [25] R. Geambasu, T. Kohno, A. A. Levy, and H. M. Levy, “Vanish: Increasing data privacy with self-destructing data,” in *USENIX Security Symposium ’09*.
- [26] R. Geambasu, A. A. Levy, T. Kohno, A. Krishnamurthy, and H. M. Levy, “Comet: An active distributed key-value store,” in *OSDI’10*.
- [27] M. Gomez-Rodriguez, K. P. Gummadi, and B. Schölkopf, “Quantifying Information Overload in Social Media and Its Impact on Social Contagions,” in *ICWSM’14*.
- [28] G. E. Hine, J. Onaolapo, E. De Cristofaro, N. Kourtellis, I. Leontiadis, R. Samaras, G. Stringhini, and J. Blackburn, “Kek, cucks, and god emperor trump: A measurement study of 4chan’s politically incorrect forum and its effects on the web,” in *ICWSM*, 2017, pp. 92–101.
- [29] B. Krishnamurthy, K. Naryshkin, and C. Wills, “Privacy leakage vs. protection measures: the growing disconnect,” in *WEB 2.0 SECURITY & PRIVACY 2011*.
- [30] B. Krishnamurthy and C. E. Wills, “On the leakage of personally identifiable information via online social networks,” in *WOSN’09*.
- [31] K. S. Maddock, Jim and R. M. Mason, “Using historical twitter data for research: Ethical challenges of tweet deletions,” in *CSCW ’15 Workshop on Ethics*.
- [32] M. Minaei, M. Mondal, P. Loiseau, K. P. Gummadi, and A. Kate, “Lethe: Conceal content deletion from persistent observers,” in *PoPETS*, 2019.
- [33] M. Mondal, J. Messias, S. Ghosh, K. P. Gummadi, and A. Kate, “Forgetting in social media: Understanding and controlling longitudinal exposure of socially shared data,” in *USENIX SOUPS ’16*.
- [34] S. K. Nair, M. T. Dashti, B. Crispo, and A. S. Tanenbaum, “A hybrid PKI-IBC based ephemerizer system,” in *SEC’07*.
- [35] R. Perlman, “The ephemerizer: Making data disappear,” Sun Microsystems, Inc., Tech. Rep. SMLI TR-2005-140, 2005.
- [36] “Politwoops,” <http://politwoops.sunlightfoundation.com/>, (Accessed on Sept. 2018).
- [37] S. Reimann and M. Dürmuth, “Timed revocation of user data: Long expiration times from existing infrastructure,” in *WPES’12*.
- [38] A. Srivastava and G. Geethakumari, “Measuring privacy leaks in online social networks,” in *ICACCI’13*.
- [39] D. van Liere, “How far does a tweet travel?: Information brokers in the twitterverse,” in *MSM ’10*.
- [40] C. Walck, “Handbook on statistical distributions for experimentalists.”
- [41] R. H. Weber, “The right to be forgotten more than a pandora’s box?” *jipitec*, vol. 2, no. 2, 2011.
- [42] M. Xue, G. Magno, E. Cunha, V. Almeida, and K. W. Ross, “The right to be forgotten in the media: A data-driven study,” *PoPETS*, vol. 2016, no. 4, pp. 389–402, 2016.
- [43] YouTomb, <https://web.archive.org/web/20141029040225/http://youtomb.mit.edu/>, 2017, (Accessed on Sept. 2018).
- [44] A. Zarras, K. Kohls, M. Dürmuth, and C. Pöpper, “Neuralizer: Flexible expiration times for the revocation of online data,” in *ACM CODASPY ’16*.

APPENDIX

A. Difference between Deletion Privacy & Differential Privacy

Our notion of deletion privacy has parallels with differential privacy [23] in that we consider the ratio of likelihood of observed states, but there is also a subtle difference. The privacy parameter defined in Definition IV.2 depends on the specific observed states \mathcal{O} . This is in contrast with differential privacy where the relevant ratio e^ϵ (for the parameter ϵ) is defined as a worst-case bound for all possible observations. The reason for choosing this definition instead of differential privacy is that it is not possible to find a meaningful bound on the ratio in Equation (2) valid for all observations: as time-since-deletion increases, the adversary becomes more certain about deletion. In short we can interpret our deletion privacy definition as a way to capture the certainty of an adversary for detecting post deletion *with* his observed states over time.

B. Effect of Negative Binomial Shape Parameter

What is a suitable shape parameter for negative binomial distribution? We present an analytical approach to set an optimal n , given platform operator’s estimate of decision

Estimate of decision threshold is θ^* days	30	60	90	120	150	180
Shape parameter n for lowest LR $\times 10^{-4}$	6	3	2	1.5	1.2	1

TABLE III. THE BEST SHAPE PARAMETER n I.E. THE LOWEST LR VALUE WHEN THE ESTIMATED DECISION THRESHOLD FOR THE ADVERSARY IS θ^* DAYS. THE MEAN OF OUR NEGATIVE BINOMIAL DISTRIBUTION IS ONE HOUR.

threshold θ^* . Since we set the up time distribution as geometric distribution with a constant inverse hazard rate (which we will denote by “ c ”), Equation (6) becomes

$$LR = \frac{c+1}{\overline{F_{T_d}}(\Delta t_d - 1)}.$$

Ideally, the platform operator should set n such that, when the adversary’s decision threshold is θ^* (i.e., the adversary flags a post as deleted after not observing the post for time θ^* or more), the post has the lowest LR value. In other words, LR value should be lowest when the last down duration is θ^* . Thus, by deciding negative binomial distribution with mean μ_d and shape parameter n , we would want $\overline{F_{T_d}}(\Delta t_d - 1)$ to reach a maximum at $\Delta t_d = \theta^*$. Thus, we take the derivative of $\overline{F_{T_d}}(\Delta t_d - 1)$ with respect to shape parameter n and equate it to 0 at $\Delta t_d = \theta^*$, i.e.,

$$\frac{\partial}{\partial n} \overline{F_{T_d}}(\theta^* - 1) = \frac{\partial}{\partial n} I_{(1-n \frac{1-\mu_d}{\mu_d})}(\theta^*, n) = 0 \quad (8)$$

where $I_x(a, b)$ is the incomplete beta integral. Now setting $\mu_d = 1$ hour, we solve for n to determine the best shape parameter for a given value of θ^* .

Table III shows the best shape parameters for different values of θ^* . An archive operator can choose any of these values according to her choice of θ^* or even calculate suitable values of n for her estimated θ^* using our analytical technique.

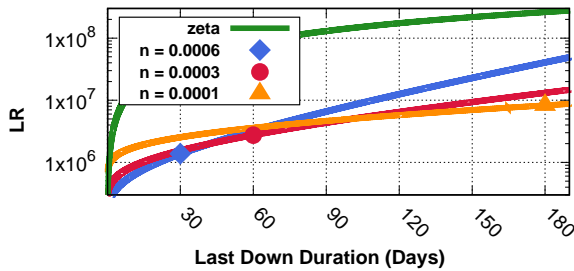


Fig. 9. Variation of LR for zeta distribution and three choices of shape parameters for the negative binomial distribution. The x-axis is showing the last down duration in months and y-axis is showing the LR value in log scaled. The lowest LR value for each of the decision thresholds in table III is for the corresponding shape parameter. Choosing negative binomial distribution with any of the parameters for the given down durations results lower LR values then choosing zeta as the down distribution.

Effect of Negative binomial Shape Parameter on LR value: Furthermore, in Figure 9, we demonstrate how parameter n impacts the LR value by plotting the LR for some of the shape parameters in table III (corresponding to θ^* 1, 2 and 6 months). We have set the mean up and down time to nine and one hours respectively. As evident there is no shape parameter that performs best for all the times, however, we can observe

that for each of the decision thresholds θ^* in Table III the corresponding shape parameter has the lowest LR value. We also observe that for all the chosen parameters, LR value for negative binomial is lower than the case of picking zeta as down distribution.

In section V we presented the basic steps of *Lethe*. However in our paper we considered that *Lethe* should be applied to each single post. So a very practical question is: How to efficiently implement *Lethe* in a platform? Here we provide a brief implementation sketch.

Basic setup for a platform. We assume a generic archival platform where each post is stored as an Active Store Object (ASO) [26]. ASOs are simply key-value pairs with some (optional) code to run on values. Traditionally this ASO code is written in terms of handlers (e.g., code to handle deletion). Each post ASO will have an unique post id as key, the user generated post content as value, identification of the owner (as authentication token) and some metadata (e.g., the real state flag for a post). We further assume that there is an internal trusted time server, which is used throughout the platform for synchronizing operations. The platform internally does not use any other timestamps. Any mention of timestamps in this section refers to this internal timestamp. Extending this set-up to traditional databases is simple and left to future work.

We use an architecture similar to Comet [26], where the platform operator as well as platform users (including adversary) have some specific Application Programmer Interfaces (API) to access/create/delete the posts. However note that in our adversary model, the adversary can just query the posts and can not change them in any way. Thus, unlike Comet in *Lethe* post ASO objects are immutable from the point of view of an adversary.

Straw man implementation. A straightforward implementation of *Lethe* is to add an “observable state” flag (binary) with meta data of each post ASO. Whenever a post is created, the platform operator assigns a process (or a thread) to the post. That process will apply *Lethe* algorithm to toggle the observable state. In case of a view request, another user initiated process will seek the required ASO or ASOs, check the “observable state” flag and return a post if the post is observable (i.e., observable state flag is TRUE). However, this design is definitely not scalable for a platform with billions of posts. Thus we need an improved implementation.

Key insight. Our key insight is simple—the platform can precompute the timestamps for future up and down durations and then lazily update those duration timestamps. At any current time, for a view request, the platform operator can use the current timestamp to determine if the post should be in up or down duration (using the precomputed up/down duration timestamps) and return a post in case the post is in up duration or return null otherwise. The only exception is if the data owner requested to view her own post, the post should be returned, irrespective of up/down duration.

An improved *Lethe* implementation. We note that instead of keeping track of the observable state, a process can simply compute the observable state of an ASO using the current timestamp and the precomputed up/down duration timestamps.

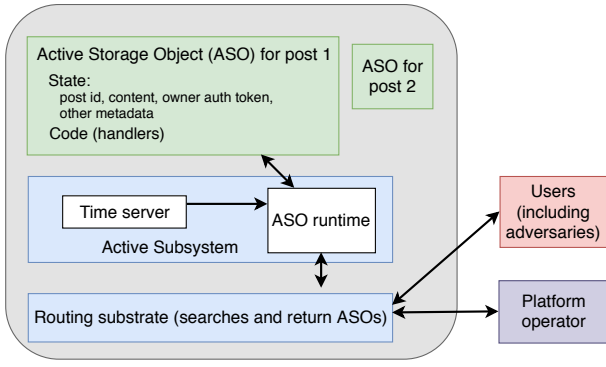


Fig. 10. A basic implementation schematic for *Lethe*. Each post is an ASO, and using APIs and code handlers these ASOs can be accessed. An operator can add more metadata to the ASO content according to requirement of the platform.

Thus, when the platform operator adds each post ASO, they should also add (in bulk) the timestamps corresponding to up and down durations for a large time period in future (e.g., for next one year). Specifically we present the basic schematic of our proposed implementation in Figure 10. Each post ASO contains a state which includes the post content, an authentication token to identify the owner of the post (who can delete the post) and timestamps for future up and down durations. Both users (including adversaries) and platform uses a routing substrate to find ASOs in the distributed storage (e.g., via a hash table of keys). The active subsystem contains a trusted time server and the ASO runtime, which converts platform and user API calls to ASO handlers and executes the ASO handler code.

Table IV contains the summary of API and ASO handler code descriptions. We use authentication (or auth) tokens to identify a user (to determine data owner or not). Any user can create a post using her auth token with *put* or delete her posts using *delete*. Handler code for call *get* first checks the auth token and if the request is from data owner the platform always returns the post (if it is not deleted). If the *get* request is not from a data owner, then (using the precomputed up/down durations) the handler code checks if the current timestamp is within the up of down time duration. If the current timestamp falls in an up duration for the post then the platform returns the post’s content to the requesting user, otherwise the platform returns null. In addition to *get*, *put* and *delete*, the platform operator internally runs multiple processes with *updateTS* function to keep adding future up and down time durations for ASO objects. The “post_ids” to update (given to *updateTS*) should be divided in these processes based on a hash table of ASO keys. The mapping between API and ASO handler codes is in 3rd column of Table IV.

Possible optimizations of this implementation sketch. We emphasize that this is just a sketch *Lethe* implementation with scopes for further optimization. E.g., *updateTS* can additionally delete up/down timestamps lesser than current timestamp to optimize storage or there can be batch garbage collection after multiple calls to *delete*. Further the input to *updateTS* can be chosen more intelligently e.g., by keeping a min-heap to determine the ASO objects which are in immediate need to update up/down timestamp. We leave exploration of these concrete system challenges to future work.

APIs for the user (including adversary)			
Name	Parameter	Description	Associated ASO handlers
<i>put</i>	post_content, authentication_token	Creates a post ASO for the data owner, returns a post_id	<i>onPut</i>
<i>get</i>	post_id, authentication_token	Returns a post ASO or null depending on (i) ownership and (ii) if the post is in up/down duration.	<i>onGet</i>
<i>delete</i>	post_id, authentication_token	Deletes associated post and returns null.	<i>onDelete</i>
Internal APIs for the platform			
Name	Parameter	Description	Associated ASO handlers
<i>updateTS</i>	list of post_ids to update	Updates the future up/down times in ASOs with post_ids.	<i>onUpdate</i>
Handlers in ASOs			
Name	Parameter	Description	Associated ASO handlers
<i>onPut</i>	post_content, authentication_token, current_timestamp	Creates an ASO object and assigns up/down timestamps covering next 1 year.	-
<i>onGet</i>	post_id, authentication_token, current_timestamp	Check current timestamp and if in up duration return post content, else return null.	-
<i>onDelete</i>	post_id, authentication_token, current_timestamp	Assign one down timestamp—infinity; remove post content.	-
<i>onUpdate</i>	post_id, authentication_token, current_timestamp	If current set of up/down times cover less than 1 year, create more up/down times.	-

TABLE IV. SUMMARY OF API AND ASO HANDLER CODE DESCRIPTIONS (AND THE MAPPING BETWEEN THEM) FOR *Lethe* SKETCH IMPLEMENTATION. NOTE THAT DATA OWNER ALWAYS GETS BACK HER NON-DELETED POSTS IRRESPECTIVE OF UP/DOWN DURATION.