

Unified Framework of KKT Conditions Based Matrix Optimizations for MIMO Communications

Chengwen Xing, *Member, IEEE*, Yindi Jing, *Member, IEEE*, Shuai Wang, *Member, IEEE*, Jiaheng Wang, *Member, IEEE*, Soon Xin Ng, *Senior Member, IEEE*, Sheng Chen, *Fellow, IEEE*, Lajos Hanzo, *Fellow, IEEE*

Overview Article

Abstract—For multi-input multi-output (MIMO) communication systems, many transceiver design problems involve the optimization of the covariance matrices of the transmitted signals. The derivation of the optimal solutions based on Karush-Kuhn-Tucker (KKT) conditions is a most popular method, and many results have been reported for different scenarios of MIMO systems. In this overview paper, we propose a unified framework in formulating the KKT conditions for general MIMO systems. Based on this framework, the optimal water-filling structures of the transmission covariance matrices are derived rigorously, which are applicable to a wide range of MIMO systems. Our results show that for seemingly different MIMO systems with various power constraints and objective functions, the derivations and water-filling structures for the optimal covariance matrix solutions are fundamentally the same. Thus, our unified framework and solution reveal the underlying relationships among the different water-filling structures of the covariance matrices. Furthermore, our results provide new solutions to the covariance matrix optimization of many complicated MIMO systems with multiple users and imperfect channel state information which were unknown before.

Index Terms—Multi-input multi-output communications, covariance matrix optimization, matrix variate optimization, Karush-Kuhn-Tucker conditions, water-filling structure

I. INTRODUCTION

Our world is entering an amazing era of wireless technologies with many novel and revolutionary concepts coming forth, such as cloud computing, smart city, and green communications [1]–[9]. These unprecedented concepts demonstrate the demands and the desires for innovation in the wireless technology developments. In order to realize these goals, powerful physical layer technologies are expected, which are characterized by high power efficiency and high spectrum efficiency. Multi-input multi-output (MIMO) technology is widely seen as one of the most important ingredients for a variety of new wireless systems [10]–[22]. From the optimization viewpoint, many design problems for MIMO communication systems aim to optimize the covariance matrix of the transmitted signals [1], [11], [19].

C. Xing and S. Wang, are with School of Information and Electronics, Beijing Institute of Technology, Beijing 100081, China (E-mails: chengwenxing@ieee.org, swang@bit.edu.cn).

Y. Jing is with the Department of Electrical and Computer Engineering, University of Alberta, Edmonton, AB T6G 2V4, Canada (E-mail: yindi@ualberta.ca).

J. Wang is with the National Mobile Communications Research Laboratory, Southeast University, Nanjing, China (E-mail: jhwang@seu.edu.cn).

S. X. Ng, S. Chen and L. Hanzo are with School of Electronics and Computer Science, University of Southampton, U.K. (E-mails: sxn@ecs.soton.ac.uk, sqc@ecs.soton.ac.uk, lh@ecs.soton.ac.uk). S. Chen is also with King Abdulaziz University, Jeddah, Saudi Arabia.

Interestingly, for different performance metrics and different power constraints, the optimal transmission covariance matrices always have water-filling structures [12]–[23]. Such structures can greatly simplify the considered optimization problems and reveal the underlying physical meanings. Many variants of water-filling structures have been discovered, e.g., general water-filling [24], polite water-filling [21], cluster water-filling [25], matrix-field water-filling [20], and cave water-filling [26]. Along with the evolvments and developments of wireless communication systems, the number of the papers on MIMO optimization with water-filling structures in IEEE database is surging. Up to date, a large volume of elegant results have been published for various MIMO scenarios, including single-user (SU) MIMO systems [13], multi-user (MU) MIMO systems [27], distributed MIMO networks [16], [28], and multi-hop amplify-and-forward MIMO relaying networks [29], [30]. Moreover, it has been shown that even for some transceiver optimizations with channel state information (CSI) errors, water-filling structures also hold [30]–[32]. It is highly desired to reconsider the large volume of closely related existing works, to reveal the underlying fundamental connections of them, and to propose a unified framework.

A natural question that arises is how these water-filling structures are derived. Generally speaking, there are three kinds of methods. The first one is the Karush-Kuhn-Tucker (KKT)-condition-based method [12], [31], [32]. Under some mild conditions, KKT conditions are necessary conditions for the optimal solutions [33]. Based on this fact, common properties derived from KKT conditions are the properties of the optimal solutions. The second one is based on matrix inequalities [17], [18] or majorization theory [13], [30]. Compared with the first kind of method, majorization theory is less popular from the traditional communication theoretical perspective. Roughly speaking, it can reveal the inequality relationships between the diagonal elements and eigenvalues of a matrix [34]. The third one is called matrix-monotonic optimization which exploits the monotonicity in the field of positive semi-definite matrices [29], [35]. The matrix-monotonic optimization framework has very strict restrictions on the objective functions and constraints of the optimization problems [29], [35]. Matrix inequality based methods are usually powerful and rigorous. When the objective functions are Schur-convex or Schur-concave functions of the diagonal elements of the mean-squared-error (MSE) matrix, the optimal structure of the matrix variables can be derived [13], [30]. Unfortunately, this kind of methods also suffer from many strict limitations in their applications [36].

Generally speaking, the second and third kinds of methods are only applicable in single-source and single-destination systems. By contrast, the KKT-condition-based method is the most widely used and has a straightforward logic. True, KKT conditions are only necessary conditions for optimality. If the underlying problem is convex, KKT conditions are also sufficient for optimality. Even for nonconvex problems, they can still be very useful. Based on complex matrix derivatives, the KKT conditions of the optimization problems are derived first, from which the structures of the optimal solutions can be obtained. It is not limited by the format of the covariance matrix. e.g., SU or MU, nor by the format of the transmit power constraints. Thus this kind of methods has the widest range of applications.

In the existing literature, the detailed derivation procedures for water-filling solutions from KKT conditions can seem to be largely different with each other [12], [31], [37]. In many works, it was argued that the derivation procedures are distinctive due to their specific system models and optimization problems, making the respective works significantly different from others. In our opinion, the theories and technologies for physical layer designs have some common underlying fundamentals. Due to the common root of all the KKT-condition-based methods, we believe that many seemingly different mathematical derivations can be unified into a common framework when the underlying fundamental nature is understood. This is the motivation of this work. In this paper, we investigate the most widely used KKT-condition-based method for the transmission covariance matrix optimization of MIMO systems. A unified framework is proposed for the derivations of the water-filling structure. The proposed unified framework provides general modeling, formulation, and methodology for MIMO transmission covariance optimization that can lead to new discoveries and solve new problems.

Regarding the unified framework for the water-filling structured transmission covariance matrix based on KKT conditions, the main contribution of our work is two-fold. First, a fundamental and general solution is given based on which water-filling structures can be derived for a wide range of MIMO systems. We discover that the water-filling structures of these seemingly different MIMO systems are in nature closely related with each other. Second, based on the proposed solutions, we derive the water-filling structured transmission covariance matrices for various SU MIMO and MU MIMO systems under different objective functions, power constraints, and CSI assumptions, which include:

- the capacity maximization for SU MIMO systems under weighted power constraint and perfect CSI;
- the MSE minimization for SU MIMO systems under weighted power constraint and perfect CSI;
- the capacity maximization for SU MIMO systems under multiple weighted power constraints and perfect CSI;
- the MSE minimization for SU MIMO systems under multiple weighted power constraints and perfect CSI;
- the capacity maximization for SU MIMO systems with total power constraint and imperfect CSI;
- the MSE minimization for SU MIMO systems under weighted power constraint and imperfect CSI;

- the capacity maximization for SU MIMO systems under multiple weighted power constraints and CSI error;
- the MSE minimization for SU MIMO systems under multiple weighted power constraints and imperfect CSI;
- the capacity maximization for MU MIMO uplink under multiple weighted power constraints and perfect CSI;
- the capacity maximization for MU MIMO uplink under multiple weighted power constraints and imperfect CSI;
- the capacity maximization for MU MIMO downlink under multiple weighted power constraints and perfect CSI;
- the capacity maximization for MU MIMO downlink under multiple weighted power constraints and imperfect CSI error;
- the capacity maximization for network MIMO systems under multiple weighted power constraints and imperfect CSI.

Many of these proposed solutions are unknown in the existing works. For example, to our best knowledge, the water-filling solutions for MIMO systems under multiple weighted power constraints and imperfect CSI are firstly revealed in this work.

Throughout this paper, the following notation and symbol conventions are adopted. $(\cdot)^*$, $(\cdot)^T$ and $(\cdot)^H$ stand for the conjugate, transpose and Hermitian transpose operators, respectively, while $\text{Tr}(\mathbf{Z})$ and $|\mathbf{Z}|$ are the trace and determinant of complex matrix \mathbf{Z} , respectively. A complex matrix \mathbf{Z} is represented by $\mathbf{Z} = \mathbf{Z}_R + j\mathbf{Z}_I$, where $j = \sqrt{-1}$, while \mathbf{Z}_R and \mathbf{Z}_I are the real and imaginary parts of \mathbf{Z} . For matrix \mathbf{Z} with rank $\text{Rank}(\mathbf{Z}) = N$, $[\mathbf{Z}]_{:,1:N}$ denotes the first N columns of \mathbf{Z} and the sub-matrix $[\mathbf{Z}]_{1:N,1:N}$ consists of the first N rows and the first N columns of \mathbf{Z} , while $[\mathbf{Z}]_{i,i}$ denotes the i th diagonal element of \mathbf{Z} . $\mathbb{E}\{\cdot\}$ denotes the expectation operation, $\mathbf{A}^{\frac{1}{2}}$ is the Hermitian square root of the positive semi-definite matrix \mathbf{A} , and $(a)^+ = \max\{0, a\}$, while $\lambda_i(\mathbf{B})$ is the i th largest eigenvalue of matrix \mathbf{B} , and $\sigma_i(\mathbf{Z})$ is the i th largest singular value of matrix \mathbf{Z} . For two Hermitian matrices \mathbf{A} and \mathbf{B} , $\mathbf{A} \succeq \mathbf{B}$ means that $\mathbf{A} - \mathbf{B}$ is positive semi-definite. The identity matrix of appropriate dimension is denoted by \mathbf{I} , and $\mathbf{0}$ is the zero matrix of appropriate dimension. In matrix decomposition, to clarify the order of the eigenvalues or singular values, we use $\mathbf{\Lambda} \searrow$ to represent a rectangular diagonal matrix with the diagonal elements arranged in decreasing order.

II. FUNDAMENTAL RESULTS ON MATRIX OPTIMIZATION

A. Premises

For a convex optimization problem, the KKT conditions are both necessary and sufficient for the optimal solution. When the considered problem is nonconvex, the KKT conditions are only necessary but not sufficient for the optimal solutions. However, even in this case, it is worth highlighting that KKT conditions can still be very useful. This is because if a property or structure is derived from KKT conditions, then all the solutions satisfying KKT conditions have this structure. This is the major motivation of our framework of providing a fundamental result for the structure of the optimal transmission

covariance matrix from KKT conditions. We summarize this useful result in the following lemma.

Lemma 1 *If all the solutions satisfying the KKT conditions own the same structure, this structure is definitely satisfied by the optimal solutions of the associated optimization problem.*

For the KKT conditions of the optimization problem with complex matrix variables, complex matrix derivatives are the most fundamental tool. In this paper, we focus on positive semi-definite matrix. In other words, there exist some constraints on the complex matrix variables. We first present some important points for the complex matrix derivatives of positive semi-definite matrix. These highlights form the basis for the following results.

Highlight 1 *The objective function of the optimization problem with complex matrix variables must be real valued.*

It is worth noting that the role of complex matrix derivatives is to find extreme values. From the mathematical viewpoint, it is meaningless to argue a complex number is larger or smaller. Therefore, performing complex derivatives over a complex valued function is totally meaningless. It is true that in some textbooks some matrix derivatives are given such as [38]

$$\frac{\partial \text{Tr}(\mathbf{W}\mathbf{X})}{\partial \mathbf{X}} = \mathbf{W}^T, \quad (1)$$

where \mathbf{X} is the complex matrix variable and \mathbf{W} is a complex matrix with proper dimensions. It is worth noting that $\text{Tr}(\mathbf{W}\mathbf{X})$ can be a complex value. This operation is an intermediate operation. In other words, in real-world applications, $\text{Tr}(\mathbf{W}\mathbf{X})$ and $\text{Tr}(\mathbf{W}^H \mathbf{X}^H)$ usually appear in company. Thus, it is more meaningful to define the following complex matrix derivative instead of the previous one

$$\frac{\partial (\text{Tr}(\mathbf{W}\mathbf{X}) + \text{Tr}(\mathbf{W}^H \mathbf{X}^H))}{\partial \mathbf{X}} = \mathbf{W}^T. \quad (2)$$

Highlight 2 *Complex matrix derivative is a special real matrix derivative.*

It is well-known that real number is a special case of complex number whose imaginary part is zero. However, the story is different for complex matrix derivatives. Complex matrix derivatives are only defined for some special functions. The objective function is just a function of the real and imaginary parts of the complex matrix variables. After performing matrix derivatives, the real and imaginary parts of the resulting matrix corresponds to the derivatives of the real and imaginary parts, separately. In a nutshell, a complex matrix derivative is a compact version of the real matrix derivatives with respect to both real and imaginary parts. This may be the reason why the existing textbooks on complex matrix derivatives are usually written by engineering people instead of mathematicians.

Generally speaking, complex matrix derivatives are defined in the following two forms [38], [39]

$$\frac{\partial f(\mathbf{X})}{\partial \mathbf{X}} = \frac{1}{2} \left(\frac{\partial f(\mathbf{X})}{\partial \mathbf{X}_R} - j \frac{\partial f(\mathbf{X})}{\partial \mathbf{X}_I} \right), \quad (3)$$

$$\frac{\partial f(\mathbf{X})}{\partial \mathbf{X}^*} = \frac{1}{2} \left(\frac{\partial f(\mathbf{X})}{\partial \mathbf{X}_R} + j \frac{\partial f(\mathbf{X})}{\partial \mathbf{X}_I} \right). \quad (4)$$

Highlight 3 *For complex matrix variable \mathbf{X} , complex matrix derivative can be performed with respect to \mathbf{X} itself or with respect to its conjugate \mathbf{X}^* . For these two matrix derivatives, the resulting KKT conditions are exactly the same.*

It should be highlighted that for some intermediate steps, the complex matrix derivations with respect to \mathbf{X} itself and with respect to its conjugate \mathbf{X}^* are different. For example, the following equalities are given in [39]

$$\frac{\partial \text{Tr}(\mathbf{X}^H)}{\partial \mathbf{X}} = \mathbf{0}, \quad \frac{\partial \text{Tr}(\mathbf{X}^H)}{\partial \mathbf{X}^*} = \mathbf{I}. \quad (5)$$

However, no matter which complex matrix derivation is used, the resulting KKT conditions must be the same.

Highlight 4 *In the traditional definition of complex matrix derivatives, there is no restriction imposed on the structure of the matrix variable. The elements of the matrix variable are independent variables.*

In our MIMO optimization problems, the covariance matrix of the transmitted signals \mathbf{Q} is the complex matrix variable, which is positive semi-definite. Different from a general unconstrained complex matrix variable, there are two constraints imposed on \mathbf{Q} : 1) It is conjugate symmetric, and 2) Its eigenvalues are all nonnegative. Based on the definition of complex matrix derivation [38], when the objective function is a scalar real valued function, after performing a matrix derivative, the result is still a Hermitian matrix with the same dimension. Based on this fact we have

$$\left(\frac{\partial f(\mathbf{Q})}{\partial \mathbf{Q}} \right)^T = \frac{\partial f(\mathbf{Q})}{\partial \mathbf{Q}^*}. \quad (6)$$

For example, based on the complex matrix derivative definition and the fact that \mathbf{Q} is a positive semi-definite matrix, we have

$$\frac{\partial \text{Tr}(\mathbf{W}\mathbf{Q})}{\partial \mathbf{Q}^*} = \frac{\partial \text{Tr}(\mathbf{W}\mathbf{Q}^H)}{\partial \mathbf{Q}^*} = \mathbf{W}. \quad (7)$$

Here the matrix \mathbf{W} must be a Hermitian matrix. Otherwise, this derivation definition is meaningless.

Moreover, as \mathbf{Q} is a positive semi-definite matrix, the complex matrix derivative must be defined on the set of positive semi-definite matrices. Unfortunately, the existing definitions for complex matrix derivatives never consider this. In other words, there is a relaxation when performing complex matrix derivatives, and if the final solution is positive semi-definite, then there is no loss. This is usually guaranteed by the mathematical formula of the objective function.

Highlight 5 *After performing complex matrix derivative on a real valued function with respect to positive semi-definite matrix, the result must be a Hermitian matrix. The semi-positivity is guaranteed by the fact that for the objective function, the optimal values occur at the set of variables that are positive semi-definite matrices.*

We use an example to show that when we do not consider these highlights we may arrive at a wrong conclusion. The differential of $\log |\mathbf{I} + \mathbf{Q}\mathbf{H}^H \mathbf{H}|$ could be defined as

$$d(\log |\mathbf{I} + \mathbf{Q}\mathbf{H}^H \mathbf{H}|) = \text{Tr}((\mathbf{I} + \mathbf{Q}\mathbf{H}^H \mathbf{H})^{-1} d(\mathbf{Q}) \mathbf{H}^H \mathbf{H}), \quad (8)$$

based on which we would have

$$\frac{\partial \log |I + QH^H H|}{\partial Q^*} = H^H H (I + QH^H H)^{-1}. \quad (9)$$

This however is wrong because in the above equation in addition to Q being a Hermitian matrix, there exit some other constraints to ensure that the resultant matrix is a Hermitian matrix, e.g., the nonzero eigenvalues of Q and $H^H H$ having the same eigenvectors (for the weighted power constraints, the latter should be removed as it cannot be satisfied). The correct logic is because $\log |I + QH^H H| = \log |I + HQH^H|$ and the differential of $\log |I + HQH^H|$ is

$$d(\log |I + HQH^H|) = \text{Tr}((I + HQH^H)^{-1} H d(Q) H^H), \quad (10)$$

based on which we have

$$\frac{\partial \log |I + HQH^H|}{\partial Q^*} = H^H (I + HQH^H)^{-1} H. \quad (11)$$

In this formulation, it can be concluded that if Q is Hermitian, the resulting matrix is definitely Hermitian.

B. The General Conclusion

The fundamental mathematical result of the transmission covariance matrix optimization for MIMO systems is given in the following theorem.

Theorem 1 Define a set of matrix equations as follows

$$\begin{cases} H^H \Pi^{-\frac{1}{2}} (I + \Pi^{-\frac{1}{2}} H Q H^H \Pi^{-\frac{1}{2}})^{-K} \Pi^{-\frac{1}{2}} H = \mu \Phi - \Psi, \\ Q^{\frac{1}{2}} \Psi Q^{\frac{1}{2}} = \mathbf{0} \text{ or } \text{Tr}(\Psi Q) = 0, \end{cases} \quad (12)$$

where H is a complex matrix with proper dimension, K can be any positive integer, μ is a positive real scalar, Π and Φ are positive definite matrices, while Q and Ψ are positive semidefinite matrices. Then based on the following singular value decomposition (SVD)

$$\Pi^{-\frac{1}{2}} H \Phi^{-\frac{1}{2}} = U_{\mathcal{H}} \Lambda_{\mathcal{H}} V_{\mathcal{H}}^H \text{ with } \Lambda_{\mathcal{H}} \searrow, \quad (13)$$

the matrix Q satisfying the two equations in (12) has the following water-filling structure

$$Q = \Phi^{-\frac{1}{2}} [V_{\mathcal{H}}]_{:,1:N} \left(\mu^{-\frac{1}{K}} [\Lambda_{\mathcal{H}}]_{1:N,1:N}^{\frac{2}{K}-2} - [\Lambda_{\mathcal{H}}]_{1:N,1:N}^{-2} \right)^+ \times [V_{\mathcal{H}}]_{:,1:N}^H \Phi^{-\frac{1}{2}}, \quad (14)$$

where $N = \text{Rank}(H)$, and $(B)^+$ means applying the operation $(\cdot)^+$ to every element of B .

Proof 1 By left and right multiplying the both sides of the first equation in (12) with $Q^{\frac{1}{2}}$ and noting the second equation in (12), we have

$$Q^{\frac{1}{2}} H^H \Pi^{-\frac{1}{2}} (I + \Pi^{-\frac{1}{2}} H Q H^H \Pi^{-\frac{1}{2}})^{-K} \Pi^{-\frac{1}{2}} H Q^{\frac{1}{2}} = \mu Q^{\frac{1}{2}} \Phi Q^{\frac{1}{2}}. \quad (15)$$

By defining the new matrix

$$A = \Phi^{\frac{1}{2}} Q^{\frac{1}{2}}, \quad (16)$$

(15) can be rewritten as

$$A^H \Phi^{-\frac{1}{2}} H^H \Pi^{-\frac{1}{2}} (I + \Pi^{-\frac{1}{2}} H \Phi^{-\frac{1}{2}} A A^H \Phi^{-\frac{1}{2}} H^H \Pi^{-\frac{1}{2}})^{-K} \times \Pi^{-\frac{1}{2}} H \Phi^{-\frac{1}{2}} A = \mu A^H A. \quad (17)$$

From the SVDs of A and $\Pi^{-\frac{1}{2}} H \Phi^{-\frac{1}{2}} A$, (17) implies that A and $\Pi^{-\frac{1}{2}} H \Phi^{-\frac{1}{2}} A$ have the same right SVD unitary matrix. Based on this fact, it can be concluded that $A^H A$ and $A^H \Phi^{-\frac{1}{2}} H^H \Pi^{-1} H \Phi^{-\frac{1}{2}} A$ have the same eigen-matrix. Therefore, the left SVD eigenvectors of A corresponding to its nonzero singular values are also the right SVD eigenvectors of $\Pi^{-\frac{1}{2}} H \Phi^{-\frac{1}{2}}$. It is worth noting that for the zero singular values of A , the corresponding right eigenvectors can be arbitrary as long as they are orthogonal to each other and orthogonal to the ones corresponding to the nonzero singular values. Therefore, without loss of optimality, we can assume the following property.

Property 1 The left SVD unitary matrix of A is the right SVD unitary matrix of $\Pi^{-\frac{1}{2}} H \Phi^{-\frac{1}{2}}$.

Based on the definition of A , the first equation in (12) is equivalent to the following one

$$\Phi^{-\frac{1}{2}} H^H \Pi^{-\frac{1}{2}} (I + \Pi^{-\frac{1}{2}} H \Phi^{-\frac{1}{2}} A A^H \Phi^{-\frac{1}{2}} H^H \Pi^{-\frac{1}{2}})^{-K} \times \Pi^{-\frac{1}{2}} H \Phi^{-\frac{1}{2}} = \mu I - \Phi^{-\frac{1}{2}} \Psi \Phi^{-\frac{1}{2}}. \quad (18)$$

Based on Property 1, it can be seen that the right SVD unitary matrix of $\Pi^{-\frac{1}{2}} H \Phi^{-\frac{1}{2}}$ is the unitary matrix for the eigenvalue decomposition (EVD) of the lefthand side of (18). Because of the equality in (18), the EVD unitary matrix of the lefthand side of (18) is exactly the EVD unitary matrix of the righthand side of (18). In other words, the following property holds.

Property 2 The right SVD unitary matrix of $\Pi^{-\frac{1}{2}} H \Phi^{-\frac{1}{2}}$ is the EVD unitary matrix of $\Phi^{-\frac{1}{2}} \Psi \Phi^{-\frac{1}{2}}$.

With the following definitions

$$a_i = \sigma_i(A), \quad (19)$$

$$h_i = \sigma_i(\Pi^{-\frac{1}{2}} H \Phi^{-\frac{1}{2}}), \quad (20)$$

$$\psi_i = \lambda_i(\Phi^{-\frac{1}{2}} \Psi \Phi^{-\frac{1}{2}}), \quad (21)$$

and together with Properties 1 and 2, (18) becomes

$$\frac{h_i^2}{(1 + a_i^2 h_i^2)^K} = \mu - \psi_i, \quad (22)$$

based on which $a_i^2, \forall i$, are derived as

$$a_i^2 = \frac{(h_i^2)^{\frac{1}{K}}}{h_i^2} \left(\frac{1}{(\mu - \psi_i)^{\frac{1}{K}}} - \frac{1}{(h_i^2)^{\frac{1}{K}}} \right). \quad (23)$$

Moreover, because of $Q^{\frac{1}{2}} \Psi Q^{\frac{1}{2}} = \mathbf{0}$ and together with the definition of $A = \Phi^{\frac{1}{2}} Q^{\frac{1}{2}}$, we can conclude that $A^H \Phi^{-\frac{1}{2}} \Psi \Phi^{-\frac{1}{2}} A = \mathbf{0}$, which implies

$$a_i^2 \psi_i = 0, \quad (24)$$

based on Properties 1 and 2. Therefore, ψ_i in (23) can be removed. The reason is as follows. With the inequalities $\mu > 0$ and $\psi_i \geq 0$ together with (24), it can be seen that for (23)

$$\psi_i = 0 \text{ when } a_i^2 > 0, \quad (25)$$

$$\psi_i > 0 \text{ when } a_i^2 = 0, \quad (26)$$

based on which we conclude that

$$\psi_i = 0 \text{ when } a_i^2 = \frac{(h_i^2)^{\frac{1}{K}}}{h_i^2} \left(\frac{1}{\mu^{\frac{1}{K}}} - \frac{1}{(h_i^2)^{\frac{1}{K}}} \right) > 0, \quad (27)$$

$$\psi_i > 0 \text{ when } a_i^2 = \frac{(h_i^2)^{\frac{1}{K}}}{h_i^2} \left(\frac{1}{(\mu - \psi_i)^{\frac{1}{K}}} - \frac{1}{(h_i^2)^{\frac{1}{K}}} \right) = 0. \quad (28)$$

By combining (27) and (28) together, we have

$$a_i^2 = \frac{(h_i^2)^{\frac{1}{K}}}{h_i^2} \left(\frac{1}{\mu^{\frac{1}{K}}} - \frac{1}{(h_i^2)^{\frac{1}{K}}} \right)^+. \quad (29)$$

Noting (19) to (21), we obtain (14).

Remark 1 When applying Theorem 1 to KKT-condition-based transmission covariance matrix optimization for MIMO systems, \mathbf{Q} corresponds to the covariance matrix to be optimized and \mathbf{H} is the channel matrix, while Φ is the power weighting matrix, Π is the noise covariance matrix, and Ψ corresponds to the Lagrange multipliers. It is worth emphasizing that Theorem 1 is very general and independent of specific MIMO system setups, including the objective functions, power constraints, signal models, and channel assumptions. Moreover, in Theorem 1, the matrices Π and Φ are not restricted to be constant but can be functions of \mathbf{Q} .

C. Differences with Existing Works

As water-filling structures have been extensively studied, we would like to discuss the main differences between our derivations and existing ones. To our best knowledge, the existing derivation methods can be classified into two categories.

1) *Comparison with the first existing category:* The first existing approach is based on matrix inequalities, e.g., [11], [13], [36]. However, it is usually very difficult to guarantee that the extreme values of the matrix inequalities can be achieved due to the variations in the objectives or constraints of the optimization problems [36]. For example, in Telatar's paper [11], the matrix inequality $\log |\mathbf{I} + \mathbf{H}\mathbf{Q}\mathbf{H}^H| \leq \sum_i \log (1 + \lambda_i(\mathbf{H}^H\mathbf{H})\lambda_i(\mathbf{Q}))$ is used to derive the water-filling structure of the optimal solutions. If the sum power constraint $\text{Tr}(\mathbf{Q}) \leq P$ is replaced by $[\mathbf{Q}]_{i,i} \leq P_i$, the equality cannot be achieved [36]. In Section III, we will show that this problem can be overcome by using our method presented in Theorem 1, because in Theorem 1, Π and Φ can be functions of \mathbf{Q} . Thus, compared with the existing works [11], [13], [36], our conclusion is more general.

2) *Comparison with the second existing category:* The second category of existing water-filling structure derivations is purely based on KKT conditions, which consists of two phases. In the first phase, the argument is made that when the product of two matrices $\Lambda_1\Lambda_2$ is a Hermitian matrix and Λ_1 is

a diagonal matrix, then Λ_2 is also a diagonal matrix. However, if some diagonal elements of Λ_1 are zeros, this claim does not hold. To avoid this difficulty, in some existing works, it is usually assumed that \mathbf{H} is full rank [37]. Different from these existing works, Theorem 1 does not rely on this argument and we do not impose the full rank condition on \mathbf{H} .

In the second phase of the existing KKT-condition-based derivation methods [12], [31], the diagonalizable structure is used to reduce the KKT conditions to some equations that involve only diagonal matrices, and then to solve the optimal covariance matrix from these equations. As the diagonal elements must be nonnegative, the operation $(a)^+ = \max\{a, 0\}$ is introduced. In Theorem 1, this operation appears in the solution via rigorous mathematical derivation, which has clear physical interpretation or insight in applications, e.g., the transmission power cannot be negative. By contrast, some existing derivations use the argument that $(a)^+ = \max\{a, 0\}$ comes from the fact that \mathbf{Q} is positive semi-definite and therefore the negative eigenvalues must be set to zero. This argument may be incorrect in some applications. To see this, let us consider a positive semidefinite matrix Φ . Generally,

$$\begin{aligned} & \Phi^{-\frac{1}{2}} [\mathbf{V}_{\mathcal{H}}]_{:,1:N} \left(\mu^{-\frac{1}{K}} [\Lambda_{\mathcal{H}}]_{1:N,1:N}^{\frac{2}{K}-2} - [\Lambda_{\mathcal{H}}]_{1:N,1:N}^{-2} \right)^+ \\ & \quad \times [\mathbf{V}_{\mathcal{H}}]_{:,1:N}^H \Phi^{-\frac{1}{2}} \\ & \neq \left(\Phi^{-\frac{1}{2}} [\mathbf{V}_{\mathcal{H}}]_{:,1:N} \left(\mu^{-\frac{1}{K}} [\Lambda_{\mathcal{H}}]_{1:N,1:N}^{\frac{2}{K}-2} - [\Lambda_{\mathcal{H}}]_{1:N,1:N}^{-2} \right) \right. \\ & \quad \left. \times [\mathbf{V}_{\mathcal{H}}]_{:,1:N}^H \Phi^{-\frac{1}{2}} \right)^+. \end{aligned} \quad (30)$$

The equality holds only when $\Phi \propto \mathbf{I}$.

Moreover, in some existing works, \mathbf{Q} is replaced by $\mathbf{F}\mathbf{F}^H$ in the derivation and \mathbf{F} is a tall matrix instead of a square one. Then the following KKT condition is achieved

$$\mathbf{H}^H \Pi^{-\frac{1}{2}} (\mathbf{I} + \Pi^{-\frac{1}{2}} \mathbf{H} \mathbf{F} \mathbf{F}^H \mathbf{H}^H \Pi^{-\frac{1}{2}})^{-1} \Pi^{-\frac{1}{2}} \mathbf{H} \mathbf{F} = \mu \Phi \mathbf{F}. \quad (31)$$

In this case, as revealed in [36], due to the turning-off effect, the water-filling structure cannot be achieved. To clarify this, a brief discussion is given as follows. First, (31) is not equivalent to the following equation

$$\mathbf{H}^H \Pi^{-\frac{1}{2}} (\mathbf{I} + \Pi^{-\frac{1}{2}} \mathbf{H} \mathbf{F} \mathbf{F}^H \mathbf{H}^H \Pi^{-\frac{1}{2}})^{-1} \Pi^{-\frac{1}{2}} \mathbf{H} = \mu \Phi, \quad (32)$$

as the right inverse of \mathbf{F} may not exist. Also (31) is clearly not equivalent to (12). As discussed in [36], any eigen-channel can be turned off (allocated zero power) and (31) can still be satisfied. This fact is referred to as the 'turning-off effect', and because of it, Theorem 1 cannot be achieved based on (31).

3) *Summary of our derivation:* Based on the KKT conditions, which are the necessary conditions of optimality for the corresponding optimization problem, Theorem 1 reveals that all the solutions of \mathbf{Q} satisfying the two mathematical equations in (12) have the structure given by (14). The fundamental conclusion in Theorem 1 has the following properties:

- It does not depend on the considered optimization problem being convex.

- It is related to the two equations in (12), which compose a partial set of the KKT conditions, instead of the full set.
- It is applicable when the involved parameters are constants or functions of the optimization variable.
- It provides a common structure of the solutions that satisfy the KKT conditions.

In the following four sections, we use Theorem 1 to derive the optimal water-filling structures for the transmission covariance matrices of MIMO systems with different objective functions, power constraints, and CSI assumptions. A diagram is provided in Fig. 1 to show the organization of these different MIMO scenarios, their interconnections, and our new contributions. Generally, we investigate three kinds of MIMO systems: SU MIMO systems, MU MIMO systems, and network MIMO systems. More specifically, for SU MIMO systems, we investigate the capacity maximization and MSE minimization with multiple weighted power constraints and under perfect CSI. In addition, we find the optimal structures for the corresponding optimization problems under the imperfect CSI with Kronecker structured channel errors. For MU MIMO systems, both uplink and downlink are considered for capacity maximization with multiple weighted power constraints under both perfect CSI and imperfect CSI. Based on Theorem 1, the optimal structures of the transmission covariance matrices are derived. Finally, general MIMO networks are investigated, in which multiple nodes communicate with multiple destinations with arbitrary network topologies and under imperfect CSI. From Theorem 1, the structures of the optimal transmission covariance matrices are derived, which can lead to low-

complexity suboptimal solutions that can work as a benchmark algorithm for many complicated MIMO systems.

Remark 2 Taking the transmission covariance matrices as optimization variables is a widely adopted approach for MIMO optimizations [40]–[42]. For MSE minimization, when a linear precoding matrix is adopted at the source, there may exist a constraint on the rank of the covariance matrix when the number of data streams is smaller than that of the transmit antennas. Unfortunately, this constraint is nonconvex, and rank-relaxation is often needed in solving the associated optimization. On the other hand, for capacity maximization, there is no rank constraint. This is because for MIMO capacity maximization, the number of data streams should also be optimized and is not given a priori. Moreover, from the information theory viewpoint, orthogonality between different data streams can also be realized via certain coding strategies in addition to the spatial multiplexing provided by the antennas [41]. In such cases, the rank constraints imposed by antenna arrays do not exist.

III. TRANSMISSION COVARIANCE MATRIX OPTIMIZATION FOR SU MIMO SYSTEMS UNDER PERFECT CSI

For SU MIMO systems of one source and one destination, both equipped with multiple antennas, the signal model is expressed by

$$\mathbf{y} = \mathbf{H}\mathbf{s} + \mathbf{n}, \quad (33)$$

where \mathbf{y} is the received signal vector, \mathbf{s} is the transmitted signal vector whose covariance matrix is $\mathbf{Q} = \mathbb{E}\{\mathbf{s}\mathbf{s}^H\}$, \mathbf{H} is

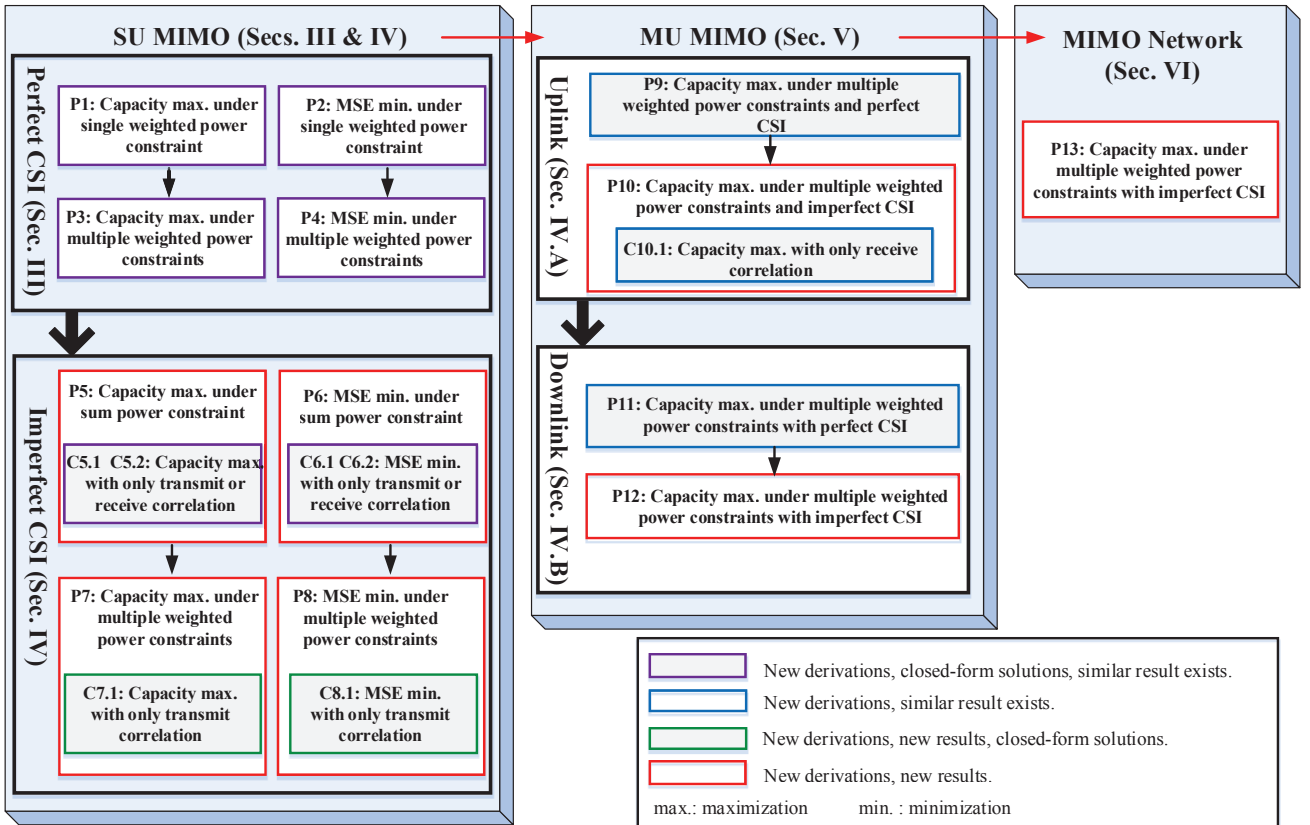


Fig. 1. Summary diagram of the MIMO design problems studied in this paper.

the channel matrix, and \mathbf{n} is the additive noise vector at the destination with the covariance matrix $\mathbf{R}_n = \mathbb{E}\{\mathbf{n}\mathbf{n}^H\}$.

This section applies Theorem 1 to the transmission covariance matrix optimization for SU MIMO systems under perfect CSI with the weighted sum power constraint and the multiple weighted power constraints, respectively. Both capacity maximization and MSE minimization are considered. The reason to investigate this ‘simple’ transmission covariance matrix optimization is two-fold. First, the optimal solutions for the related problems have been derived using other approaches in the existing literature. Thus these cases can be used for verification of our derivations using Theorem 1. Second, the results of these simple cases and their comparison with their counterparts for more complicated systems can help reveal the physical meanings and insights of the proposed solutions.

A. Single Weighted Sum Power Constraint

For MIMO systems, when the channel statistics for different antennas are similar, the sum power constraint is a useful power model for transceiver optimization [20]. Weighted sum power constraint is a generalization of the sum power constraint, modeled as $\text{Tr}(\mathbf{W}\mathbf{Q}) \leq P$, where P is the maximum transmit power and \mathbf{W} is the weight matrix, which must be positive definite. If \mathbf{W} has a zero eigenvalue, there is no power constraint at the corresponding direction, which is impractical.

The capacity maximization problem under the weighted sum power constraint is formulated as follows

$$\mathbf{P1} : \min_{\mathbf{Q}} -\log |\mathbf{I} + \mathbf{R}_n^{-1} \mathbf{H} \mathbf{Q} \mathbf{H}^H|, \quad (34)$$

$$\text{s.t. } \text{Tr}(\mathbf{W}\mathbf{Q}) \leq P, \mathbf{Q} \succeq \mathbf{0}.$$

The full set of KKT conditions for $\mathbf{P1}$ (34) are given by

$$\begin{cases} \mathbf{H}^H \mathbf{R}_n^{-\frac{1}{2}} (\mathbf{I} + \mathbf{R}_n^{-\frac{1}{2}} \mathbf{H} \mathbf{Q} \mathbf{H}^H \mathbf{R}_n^{-\frac{1}{2}})^{-1} \mathbf{R}_n^{-\frac{1}{2}} \mathbf{H} \\ = \mu \mathbf{W} - \mathbf{\Psi}, \\ \mu \geq 0, \mu(\text{Tr}(\mathbf{W}\mathbf{Q}) - P) = 0, \text{Tr}(\mathbf{Q}\mathbf{\Psi}) = 0, \\ \mathbf{\Psi} \succeq \mathbf{0}, \text{Tr}(\mathbf{W}\mathbf{Q}) \leq P, \mathbf{Q} \succeq \mathbf{0}, \end{cases} \quad (35)$$

where μ is the Lagrangian multiplier associated with the constraint $\text{Tr}(\mathbf{W}\mathbf{Q}) \leq P$ and the positive semi-definite matrix $\mathbf{\Psi}$ is the Lagrangian multiplier corresponding to the constraint $\mathbf{Q} \succeq \mathbf{0}$. Based on Theorem 1 together with the replacements $\mathbf{\Pi} = \mathbf{R}_n$ and $\mathbf{\Phi} = \mathbf{W}$, we have the following conclusion.

Conclusion 1 *The optimal transmission covariance matrix for $\mathbf{P1}$ has the following water-filling structure*

$$\mathbf{Q} = \mathbf{W}^{-\frac{1}{2}} [\mathbf{V}_{\mathcal{H}}]_{:,1:N} \left(\mu^{-1} \mathbf{I} - [\mathbf{\Lambda}_{\mathcal{H}}]_{1:N,1:N}^{-2} \right)^+ [\mathbf{V}_{\mathcal{H}}]_{:,1:N}^H \mathbf{W}^{-\frac{1}{2}}, \quad (36)$$

where the unitary matrix $\mathbf{V}_{\mathcal{H}}$ is defined by the SVD

$$\mathbf{R}_n^{-\frac{1}{2}} \mathbf{H} \mathbf{W}^{-\frac{1}{2}} = \mathbf{U}_{\mathcal{H}} \mathbf{\Lambda}_{\mathcal{H}} \mathbf{V}_{\mathcal{H}}^H \text{ with } \mathbf{\Lambda}_{\mathcal{H}} \searrow. \quad (37)$$

Computation of μ : It is well-known that μ in Conclusion 1 can be computed based on

$$\text{Tr}(\mathbf{W}\mathbf{Q}) = P. \quad (38)$$

This is obviously a standard water-level computation for the water-filling solution of MIMO capacity maximization. It can be computed both analytically or numerically [13].

Similarly, the MSE minimization problem is formulated as

$$\mathbf{P2} : \min_{\mathbf{Q}} \text{Tr} \left((\mathbf{I} + \mathbf{R}_n^{-1} \mathbf{H} \mathbf{Q} \mathbf{H}^H)^{-1} \right), \quad (39)$$

$$\text{s.t. } \text{Tr}(\mathbf{W}\mathbf{Q}) \leq P, \mathbf{Q} \succeq \mathbf{0}.$$

The full KKT conditions of $\mathbf{P2}$ (39) are given by

$$\begin{cases} \mathbf{H}^H \mathbf{R}_n^{-\frac{1}{2}} (\mathbf{I} + \mathbf{R}_n^{-\frac{1}{2}} \mathbf{H} \mathbf{Q} \mathbf{H}^H \mathbf{R}_n^{-\frac{1}{2}})^{-2} \mathbf{R}_n^{-\frac{1}{2}} \mathbf{H} \\ = \mu \mathbf{W} - \mathbf{\Psi}, \\ \mu \geq 0, \mu(\text{Tr}(\mathbf{W}\mathbf{Q}) - P) = 0, \text{Tr}(\mathbf{Q}\mathbf{\Psi}) = 0, \\ \mathbf{\Psi} \succeq \mathbf{0}, \text{Tr}(\mathbf{W}\mathbf{Q}) \leq P, \mathbf{Q} \succeq \mathbf{0}. \end{cases} \quad (40)$$

Again based on Theorem 1 with the replacements $\mathbf{\Pi} = \mathbf{R}_n$ and $\mathbf{\Phi} = \mathbf{W}$, the following conclusion holds.

Conclusion 2 *The optimal transmission covariance matrix for $\mathbf{P2}$ satisfies the following water-filling structure*

$$\mathbf{Q} = \mathbf{W}^{-\frac{1}{2}} [\mathbf{V}_{\mathcal{H}}]_{:,1:N} \left(\mu^{-\frac{1}{2}} [\mathbf{\Lambda}_{\mathcal{H}}]_{1:N,1:N}^{-1} - [\mathbf{\Lambda}_{\mathcal{H}}]_{1:N,1:N}^{-2} \right)^+ \times [\mathbf{V}_{\mathcal{H}}]_{:,1:N}^H \mathbf{W}^{-\frac{1}{2}}. \quad (41)$$

Computation of μ : Similarly, μ in Conclusion 2 can also be computed based on (38) analytically or numerically [13], which is a standard water-level computation for the water-filling solution for MIMO sum MSE minimization.

For the capacity maximization problem $\mathbf{P1}$ and the MSE minimization problem $\mathbf{P2}$ for SU MIMO systems with perfect CSI and a weighted sum power constraint, the optimal solutions have been derived in the literature [11], [12]. But our proposed method is different in the following two aspects. First, we solve the two optimizations using the same framework and case-by-case studies are avoided. Second, the proposed proofs are simpler and more rigorous. More specifically, the derivations in [11] require two steps, i.e., deriving the diagonalizable structure based on matrix inequality and deriving water-filling solution based on KKT conditions. By contrast, our work needs only one step, namely, from the KKT conditions to directly derive the optimal solutions. As pointed out in [36], the work in [12] suffers from the turning-off effect, while our work successfully resolves this problem.

B. Multiple Weighted Power Constraints

As each antenna in an antenna array has its own amplifier, the per-antenna power constraints are more practical than the sum power constraint. We consider the multiple weighted power constraints, which include the case of per-antenna power constraints as a special case. The generic multiple weighted power constraints take the following form

$$\text{Tr}(\mathbf{\Omega}_i \mathbf{Q}) \leq P_i, \quad 1 \leq i \leq I, \quad (42)$$

where P_i is the i th power constraint with the positive semi-definite matrix $\mathbf{\Omega}_i$ as the corresponding weight matrix. When $\mathbf{\Omega}_i = \mathbf{b}_i \mathbf{b}_i^H$, where \mathbf{b}_i is the vector whose i th element is one and all the other elements are zeros, we have $\text{Tr}(\mathbf{\Omega}_i \mathbf{Q}) = \mathbf{b}_i^H \mathbf{Q} \mathbf{b}_i$. In this case, the i th power constraint in (42) becomes a per-antenna power constraint for the i th antenna.

The capacity maximization for SU MIMO systems under multiple weighted power constraints is formulated as

$$\begin{aligned} \mathbf{P3}: \quad & \min_{\mathbf{Q}} \quad -\log |\mathbf{I} + \mathbf{R}_n^{-1} \mathbf{H} \mathbf{Q} \mathbf{H}^H|, \\ \text{s.t.} \quad & \text{Tr}(\mathbf{\Omega}_i \mathbf{Q}) \leq P_i, 1 \leq i \leq I, \mathbf{Q} \succeq \mathbf{0}. \end{aligned} \quad (43)$$

The corresponding full KKT conditions are

$$\begin{cases} \mathbf{H}^H \mathbf{R}_n^{-\frac{1}{2}} (\mathbf{I} + \mathbf{R}_n^{-\frac{1}{2}} \mathbf{H} \mathbf{Q} \mathbf{H}^H \mathbf{R}_n^{-\frac{1}{2}})^{-1} \mathbf{R}_n^{-\frac{1}{2}} \mathbf{H} \\ = \sum_{i=1}^I \mu_i \mathbf{\Omega}_i - \mathbf{\Psi}, \\ \mu_i \geq 0, \mu_i (\text{Tr}(\mathbf{\Omega}_i \mathbf{Q}) - P_i) = 0, \text{Tr}(\mathbf{\Omega}_i \mathbf{Q}) \leq P_i, \\ 1 \leq i \leq I, \text{Tr}(\mathbf{Q} \mathbf{\Psi}) = 0, \mathbf{\Psi} \succeq \mathbf{0}, \mathbf{Q} \succeq \mathbf{0}, \end{cases} \quad (44)$$

where μ_i is the Lagrangian multiplier for the constraint $\text{Tr}(\mathbf{\Omega}_i \mathbf{Q}) \leq P_i$. Based on Theorem 1 and introducing an auxiliary variable μ , together with the replacement $\mathbf{\Pi} = \mathbf{R}_n$, we have the following conclusion for **P3**.

Conclusion 3 *The optimal transmission covariance matrix for **P3** has the following water-filling structure*

$$\mathbf{Q} = \mathbf{\Phi}^{-\frac{1}{2}} [\mathbf{V}_{\mathcal{H}}]_{:,1:N} \left(\mu^{-1} \mathbf{I} - [\mathbf{\Lambda}_{\mathcal{H}}]_{1:N,1:N}^{-2} \right)^+ [\mathbf{V}_{\mathcal{H}}]_{:,1:N}^H \mathbf{\Phi}^{-\frac{1}{2}}, \quad (45)$$

where $\mathbf{\Phi}$ is defined by

$$\mathbf{\Phi} = \sum_{i=1}^I \tilde{\mu}_i \mathbf{\Omega}_i, \quad (46)$$

with

$$\tilde{\mu}_i = \frac{\mu_i}{\mu}, \quad (47)$$

and the unitary matrix $\mathbf{V}_{\mathcal{H}}$ is defined by the following SVD

$$\mathbf{R}_n^{-\frac{1}{2}} \mathbf{H} \mathbf{\Phi}^{-\frac{1}{2}} = \mathbf{U}_{\mathcal{H}} \mathbf{\Lambda}_{\mathcal{H}} \mathbf{V}_{\mathcal{H}}^H \text{ with } \mathbf{\Lambda}_{\mathcal{H}} \searrow. \quad (48)$$

Computation of μ and μ_i , $\forall i$: It is worth noting that based on Theorem 1, in Conclusion 3, we can choose $\mu = 1$ and the remaining task becomes how to compute μ_i , $\forall i$, using numerical methods, such as subgradient methods. More specifically, to make the formulation consistent with its counterpart under the sum power constraint, μ is introduced, which makes sure

$$\text{Tr} \left(\sum_{i=1}^I \tilde{\mu}_i \mathbf{\Omega}_i \mathbf{Q} \right) = \sum_{i=1}^I P_i. \quad (49)$$

When $\tilde{\mu}_i$ are given, the solution of μ is unique. For this formulation, therefore, the remaining task is to search for $\tilde{\mu}_i$ instead of μ_i , which can be solved by using subgradient algorithm. Thus, the benefit of introducing μ is threefold.

- First, it reveals that the multiple weighted constraints are equivalent to a single weighted constraint with proper weights $\tilde{\mu}_i$. This can be verified by simply comparing the optimal solutions of **P1** and **P3**.
- Second, in the process of searching for $\tilde{\mu}_i$, \mathbf{Q} can be restricted in a reasonable region, because (49) always holds for the proposed formula. Hence, this formula can simplify the choice of initial $\tilde{\mu}_i$.
- The artful usage of μ can facilitate optimal solution derivations in some more difficult cases, e.g., the case under multiple weighted power constraints and imperfect CSI. In other cases, when it is unnecessary to compute μ , such as for **P3**, we can directly set $\mu = 1$.

For water-filling solutions, the Lagrangian multipliers are computed iteratively or numerically. The solution given by Conclusion 3, however, can be taken as a closed-form solution.

The MSE minimization problem under multiple weighted power constraints on the other hand is formulated as

$$\begin{aligned} \mathbf{P4}: \quad & \min_{\mathbf{Q}} \quad \text{Tr} \left((\mathbf{I} + \mathbf{R}_n^{-1} \mathbf{H} \mathbf{Q} \mathbf{H}^H)^{-1} \right), \\ \text{s.t.} \quad & \text{Tr}(\mathbf{\Omega}_i \mathbf{Q}) \leq P_i, 1 \leq i \leq I, \mathbf{Q} \succeq \mathbf{0}. \end{aligned} \quad (50)$$

After tedious but straightforward derivations, the corresponding full KKT conditions can be obtained as follows

$$\begin{cases} \mathbf{H}^H \mathbf{R}_n^{-\frac{1}{2}} (\mathbf{I} + \mathbf{R}_n^{-\frac{1}{2}} \mathbf{H} \mathbf{Q} \mathbf{H}^H \mathbf{R}_n^{-\frac{1}{2}})^{-2} \mathbf{R}_n^{-\frac{1}{2}} \mathbf{H} \\ = \sum_{i=1}^I \mu_i \mathbf{\Omega}_i - \mathbf{\Psi}, \\ \mu_i \geq 0, \mu_i (\text{Tr}(\mathbf{\Omega}_i \mathbf{Q}) - P_i) = 0, \text{Tr}(\mathbf{\Omega}_i \mathbf{Q}) \leq P_i, \\ 1 \leq i \leq I, \text{Tr}(\mathbf{Q} \mathbf{\Psi}) = 0, \mathbf{\Psi} \succeq \mathbf{0}, \mathbf{Q} \succeq \mathbf{0}, \end{cases} \quad (51)$$

By following exactly the same procedure as that for the capacity maximization, the optimal solution for **P4** is solved by Theorem 1 and the following conclusion is obtained. Similar to the capacity maximization, the solution given in Conclusion 4 is also a closed-form.

Conclusion 4 *The optimal transmission covariance matrix for **P4** has the following water-filling structure*

$$\begin{aligned} \mathbf{Q} = & \mathbf{\Phi}^{-\frac{1}{2}} [\mathbf{V}_{\mathcal{H}}]_{:,1:N} \left(\mu^{-\frac{1}{2}} [\mathbf{\Lambda}_{\mathcal{H}}]_{1:N,1:N}^{-1} - [\mathbf{\Lambda}_{\mathcal{H}}]_{1:N,1:N}^{-2} \right)^+ \\ & \times [\mathbf{V}_{\mathcal{H}}]_{:,1:N}^H \mathbf{\Phi}^{-\frac{1}{2}}, \end{aligned} \quad (52)$$

where $\mathbf{\Phi}$ is given by (46) and $\mathbf{V}_{\mathcal{H}}$ is defined in (48).

Computation of μ and μ_i , $\forall i$: The scalar μ can be computed based on the equality (49). When $\tilde{\mu}_i$ are given, the solution of μ is unique. For the formulation in Conclusion 4, the remaining task is also to search for $\tilde{\mu}_i$ instead of μ_i , which can be solved by using subgradient algorithms.

For **P3** and **P4**, our distinct contribution is three-fold. First, although **P3** has been studied in [37], our proposed method is simpler and it overcomes the turning-off effect. Furthermore, we do not require that the channel matrix must be column or row full rank. Second, for **P4**, no solution has been discovered before. Based on our proposed framework, the optimal solution structure is derived for this problem. Third, our work reveals that the effect of multiple weighted constraints are in nature equivalent to a weighted power constraint by comparing the solutions for **P3** and **P4** with those for **P1** and **P2**. Again, like **P1** and **P2**, the optimal solutions given in Conclusions 3 and 4 are in closed-form.

IV. TRANSMISSION COVARIANCE MATRIX OPTIMIZATION FOR SU MIMO SYSTEMS UNDER IMPERFECT CSI

In practice, it is unrealistic to assume perfect CSI, as CSI must be estimated via training process. The limited training length and the ubiquitous noise together with the time varying nature of wireless channels make channel estimation error inevitable [29]. By taking channel estimation error into account, the CSI can usually be modeled as [29], [31]:

$$\mathbf{H} = \widehat{\mathbf{H}} + \Delta \mathbf{H} \text{ with } \Delta \mathbf{H} = \mathbf{R}_R^{\frac{1}{2}} \mathbf{H}_W \mathbf{R}_T^{\frac{1}{2}}. \quad (53)$$

In this model, $\widehat{\mathbf{H}}$ is the estimated channel matrix, $\Delta \mathbf{H}$ is the CSI error, \mathbf{R}_R and \mathbf{R}_T are the corresponding receive and transmit spatial correlation matrices, respectively, while \mathbf{H}_W is a random matrix whose elements are independently and identically distributed (i.i.d.) random variables following the complex Gaussian distribution $\mathcal{CN}(0, 1)$.

A. Total Power Constraint with Imperfect CSI

1) *Capacity maximization:* With the CSI error (53) and the white noise i.e., $\mathbf{R}_n = \sigma_n^2 \mathbf{I}$, the capacity maximization problem under a total power constraint is formulated as

$$\mathbf{P5}: \min_{\mathbf{Q}} -\log \left| \mathbf{I} + \mathbf{K}_n^{-1} \widehat{\mathbf{H}} \mathbf{Q} \widehat{\mathbf{H}}^H \right|, \quad (54)$$

s.t. $\text{Tr}(\mathbf{Q}) \leq P, \mathbf{Q} \succeq \mathbf{0},$

where the equivalent noise covariance matrix \mathbf{K}_n is given by

$$\mathbf{K}_n = \sigma_n^2 \mathbf{I} + \text{Tr}(\mathbf{R}_T \mathbf{Q}) \mathbf{R}_R, \quad (55)$$

and P is the total power constraint.

Based on the following matrix derivative equation

$$\begin{aligned} \frac{\partial \log |\mathbf{I} + \mathbf{K}_n^{-1} \widehat{\mathbf{H}} \mathbf{Q} \widehat{\mathbf{H}}^H|}{\partial \mathbf{Q}^*} &= \frac{\partial \log |\mathbf{K}_n + \widehat{\mathbf{H}} \mathbf{Q} \widehat{\mathbf{H}}^H|}{\partial \mathbf{Q}^*} - \frac{\partial \log |\mathbf{K}_n|}{\partial \mathbf{Q}^*} \\ &= \widehat{\mathbf{H}}^H \left(\mathbf{K}_n + \widehat{\mathbf{H}} \mathbf{Q} \widehat{\mathbf{H}}^H \right)^{-1} \widehat{\mathbf{H}} - \text{Tr}(\mathbf{K}_n^{-1} \mathbf{R}_R) \mathbf{R}_T \\ &\quad + \text{Tr} \left((\mathbf{K}_n + \widehat{\mathbf{H}} \mathbf{Q} \widehat{\mathbf{H}}^H)^{-1} \mathbf{R}_R \right) \mathbf{R}_T, \end{aligned} \quad (56)$$

the full KKT conditions of **P5** can be derived as follows

$$\begin{cases} \widehat{\mathbf{H}}^H \mathbf{K}_n^{-\frac{1}{2}} \left(\mathbf{I} + \mathbf{K}_n^{-\frac{1}{2}} \widehat{\mathbf{H}} \mathbf{Q} \widehat{\mathbf{H}}^H \mathbf{K}_n^{-\frac{1}{2}} \right)^{-1} \mathbf{K}_n^{-\frac{1}{2}} \widehat{\mathbf{H}} = \mu \mathbf{I} \\ \quad + \text{Tr} \left((\mathbf{K}_n^{-1} - (\mathbf{K}_n + \widehat{\mathbf{H}} \mathbf{Q} \widehat{\mathbf{H}}^H)^{-1}) \mathbf{R}_R \right) \mathbf{R}_T - \Psi, \\ \mu \geq 0, \mu (\text{Tr}(\mathbf{Q}) - P) = 0, \text{Tr}(\mathbf{Q} \Psi) = 0, \\ \Psi \succeq \mathbf{0}, \text{Tr}(\mathbf{Q}) \leq P, \mathbf{Q} \succeq \mathbf{0}. \end{cases} \quad (57)$$

Using Theorem 1, the following conclusion for the optimal solution of **P5** can be obtained.

Conclusion 5 *The optimal transmission covariance matrix for P5 has the following water-filling structure*

$$\mathbf{Q} = \Phi^{-\frac{1}{2}} [\mathbf{V}_{\mathcal{H}}]_{:,1:N} \left(\mu^{-1} \mathbf{I} - [\Lambda_{\mathcal{H}}]_{1:N,1:N}^{-2} \right)^+ [\mathbf{V}_{\mathcal{H}}]_{:,1:N}^H \Phi^{-\frac{1}{2}}, \quad (58)$$

where Φ is given by

$$\Phi = \mathbf{I} + \frac{1}{\mu} \text{Tr} \left((\mathbf{K}_n^{-1} - (\mathbf{K}_n + \widehat{\mathbf{H}} \mathbf{Q} \widehat{\mathbf{H}}^H)^{-1}) \mathbf{R}_R \right) \mathbf{R}_T, \quad (59)$$

and the unitary matrix $\mathbf{V}_{\mathcal{H}}$ is defined by the SVD

$$\mathbf{K}_n^{-\frac{1}{2}} \widehat{\mathbf{H}} \Phi^{-\frac{1}{2}} = \mathbf{U}_{\mathcal{H}} \Lambda_{\mathcal{H}} \mathbf{V}_{\mathcal{H}}^H \text{ with } \Lambda_{\mathcal{H}} \searrow. \quad (60)$$

In Conclusion 5, the optimization variable \mathbf{Q} appears in the both sides of the equality (58). Hence, although the optimal structure is derived, it is not in a closed-form. Next, two special cases are considered: 1) **P5.1**: the transmit antennas have no spatial correlation, and 2) **P5.2**: the receive antennas have no spatial correlation. In these two special cases, the optimal solutions can be derived in closed-forms.

P5.1: $\mathbf{R}_T \propto \mathbf{I}$. It can be shown that $\Phi \propto \mathbf{I}$, and \mathbf{K}_n of (55) becomes

$$\mathbf{K}_n = \sigma_n^2 \mathbf{I} + r_b \text{Tr}(\mathbf{Q}) \mathbf{R}_R = \sigma_n^2 \mathbf{I} + r_b P \mathbf{R}_R. \quad (61)$$

Consequently, Conclusion 5 can be greatly simplified.

Conclusion 5.1 *When $\mathbf{R}_T = r_b \mathbf{I}$, the optimal solution of P5 can be simplified as*

$$\mathbf{Q} = [\mathbf{V}_{\mathcal{H}}]_{:,1:N} \left(\tilde{\mu}^{-1} \mathbf{I} - [\Lambda_{\mathcal{H}}]_{1:N,1:N}^{-2} \right)^+ [\mathbf{V}_{\mathcal{H}}]_{:,1:N}^H, \quad (62)$$

where the unitary matrix $\mathbf{V}_{\mathcal{H}}$ is defined by the following SVD

$$\mathbf{K}_n^{-\frac{1}{2}} \widehat{\mathbf{H}} = \mathbf{U}_{\mathcal{H}} \Lambda_{\mathcal{H}} \mathbf{V}_{\mathcal{H}}^H \text{ with } \Lambda_{\mathcal{H}} \searrow. \quad (63)$$

Computation of $\tilde{\mu}$: The real parameter $\tilde{\mu}$ can be computed based on the equality

$$\text{Tr}(\mathbf{Q}) = P. \quad (64)$$

It can be seen that the computation of $\tilde{\mu}$ is a standard water-level computation of the water-filling solution for MIMO capacity maximization. In other words, $\tilde{\mu}$ in Conclusion 5.1 can be computed analytically or numerically [13].

Here, we would like to highlight that based on Conclusion 5, $\tilde{\mu}$ in Conclusion 5.1 actually equals to

$$\tilde{\mu} = \mu \left(1 + \frac{r_b}{\mu} \text{Tr} \left((\mathbf{K}_n^{-1} - (\mathbf{K}_n + \widehat{\mathbf{H}} \mathbf{Q} \widehat{\mathbf{H}}^H)^{-1}) \mathbf{R}_R \right) \right). \quad (65)$$

It might appear that $\tilde{\mu}$ is a function of \mathbf{Q} and thus there might exist some constraint in computing $\tilde{\mu}$. However this is actually not true. Because of the existence of the variable μ , for the computed \mathbf{Q} and $\tilde{\mu}$, it is always possible to find a μ to make sure that the above equation holds. Note that substituting \mathbf{Q} into (65), it can be proved that the solved μ is always positive. As a result, $\tilde{\mu}$ in Conclusion 5.1 can be taken as an unconstrained variable. In a nutshell, the solution given by Conclusion 5.1 is a closed-form solution.

P5.2: When $\mathbf{R}_R = r_a \mathbf{I}$, the following equation holds

$$\mathbf{K}_n = \underbrace{(\sigma_n^2 + r_a \text{Tr}(\mathbf{Q} \mathbf{R}_T))}_{\triangleq k_n} \mathbf{I}. \quad (66)$$

Based on the definition of k_n , we have the following two equivalent equations

$$\text{Tr}(\mathbf{Q}) = P \leftrightarrow \frac{1}{k_n} \text{Tr}((\sigma_n^2 \mathbf{I} + r_a P \mathbf{R}_T) \mathbf{Q}) = P. \quad (67)$$

Then by defining

$$\tilde{\mathbf{Q}} = \frac{1}{k_n} \mathbf{Q}, \quad (68)$$

the first KKT condition can be rewritten as

$$\begin{aligned} \widehat{\mathbf{H}}^H \left(\mathbf{I} + \widehat{\mathbf{H}} \tilde{\mathbf{Q}} \widehat{\mathbf{H}}^H \right)^{-1} \widehat{\mathbf{H}} &= \mu k_n \mathbf{I} \\ &\quad + r_a \text{Tr} \left(\widehat{\mathbf{H}}^H \left(\mathbf{I} + \widehat{\mathbf{H}} \tilde{\mathbf{Q}} \widehat{\mathbf{H}}^H \right)^{-1} \widehat{\mathbf{H}} \tilde{\mathbf{Q}} \right) \mathbf{R}_T - k_n \Psi. \end{aligned} \quad (69)$$

When $\tilde{\mathbf{Q}}$ has been computed, to derive \mathbf{Q} based on (68), k_n should be computed. This is straightforward as $\text{Tr}(\mathbf{Q}) = P$. Based on (68), it is obvious that

$$k_n = \frac{\text{Tr}(\mathbf{Q})}{\text{Tr}(\tilde{\mathbf{Q}})} = \frac{P}{\text{Tr}(\tilde{\mathbf{Q}})}. \quad (70)$$

Right multiplying $\tilde{\mathbf{Q}}$ and taking trace operation on the both sides of (69), we have

$$\begin{aligned} \text{Tr} \left(\widehat{\mathbf{H}}^H \left(\mathbf{I} + \widehat{\mathbf{H}} \tilde{\mathbf{Q}} \widehat{\mathbf{H}}^H \right)^{-1} \widehat{\mathbf{H}} \tilde{\mathbf{Q}} \right) &= \mu k_n \text{Tr}(\tilde{\mathbf{Q}}) \\ &+ r_a \text{Tr} \left(\widehat{\mathbf{H}}^H \left(\mathbf{I} + \widehat{\mathbf{H}} \tilde{\mathbf{Q}} \widehat{\mathbf{H}}^H \right)^{-1} \widehat{\mathbf{H}} \tilde{\mathbf{Q}} \right) \text{Tr}(\mathbf{R}_T \tilde{\mathbf{Q}}), \end{aligned} \quad (71)$$

based on which the following equalities are obtained

$$\begin{aligned} \text{Tr} \left(\widehat{\mathbf{H}}^H \left(\mathbf{I} + \widehat{\mathbf{H}} \tilde{\mathbf{Q}} \widehat{\mathbf{H}}^H \right)^{-1} \widehat{\mathbf{H}} \tilde{\mathbf{Q}} \right) &= \frac{\mu k_n \text{Tr}(\tilde{\mathbf{Q}})}{1 - r_a \text{Tr}(\mathbf{R}_T \tilde{\mathbf{Q}})} \\ &= \frac{\mu k_n \text{Tr}(\mathbf{Q})}{k_n - r_a \text{Tr}(\mathbf{R}_T \mathbf{Q})} = \frac{\mu k_n P}{\sigma_n^2}. \end{aligned} \quad (72)$$

From (72), the first KKT condition (69) becomes

$$\widehat{\mathbf{H}}^H \left(\mathbf{I} + \widehat{\mathbf{H}} \tilde{\mathbf{Q}} \widehat{\mathbf{H}}^H \right)^{-1} \widehat{\mathbf{H}} = \frac{\mu k_n}{\sigma_n^2} (\sigma_n^2 \mathbf{I} + r_a P \mathbf{R}_T) - k_n \Psi. \quad (73)$$

Therefore, based on Theorem 1 and defining

$$\tilde{\mu} = \frac{\mu k_n}{\sigma_n^2}, \quad (74)$$

$$\Phi = \sigma_n^2 \mathbf{I} + r_a P \mathbf{R}_T, \quad (75)$$

we have

$$\tilde{\mathbf{Q}} = \Phi^{-\frac{1}{2}} [\mathbf{V}_{\mathcal{H}}]_{:,1:N} \left(\tilde{\mu}^{-1} \mathbf{I} - [\Lambda_{\mathcal{H}}]_{1:N,1:N}^{-2} \right)^+ [\mathbf{V}_{\mathcal{H}}]_{:,1:N}^H \Phi^{-\frac{1}{2}}, \quad (76)$$

in which the unitary matrix $\mathbf{V}_{\mathcal{H}}$ is defined by the SVD

$$\widehat{\mathbf{H}} \Phi^{-\frac{1}{2}} = \mathbf{U}_{\mathcal{H}} \Lambda_{\mathcal{H}} \mathbf{V}_{\mathcal{H}}^H \text{ with } \Lambda_{\mathcal{H}} \searrow. \quad (77)$$

Based on the water-filling structure of (76) together with (70), we arrive at the following conclusion.

Conclusion 5.2 When $\mathbf{R}_R = r_a \mathbf{I}$, the optimal solution of **P5** can be simplified as

$$\mathbf{Q} = \frac{P}{\text{Tr}(\tilde{\mathbf{Q}})} \tilde{\mathbf{Q}}. \quad (78)$$

Computation of $\tilde{\mu}$: The real scalar $\tilde{\mu}$ in Conclusion 5.2 can be computed using the following equality which is derived based on (67)

$$\text{Tr}(\Phi \tilde{\mathbf{Q}}) = P. \quad (79)$$

It can be seen that the computation of $\tilde{\mu}$ is a standard water-filling computation for MIMO capacity maximization. Therefore, $\tilde{\mu}$ can be computed analytically or numerically [13].

Based on Conclusion 5, $\tilde{\mu}$ in Conclusion 5.2 equals to

$$\tilde{\mu} = \frac{k_n}{\sigma_n^2} \mu. \quad (80)$$

For any computed $\tilde{\mu}$ and \mathbf{Q} or k_n (as k_n is a function of \mathbf{Q}), it is always possible to compute a μ to ensure that the above equality hold. This means that $\tilde{\mu}$ can be directly solved based on (79) without any additional constraint. Hence, the solution given in Conclusion 5.2 is a closed-form solution.

2) *MSE minimization:* The MSE minimization problem can similarly be formulated in the following form

$$\begin{aligned} \mathbf{P6}: \quad &\min_{\mathbf{Q}} \quad \text{Tr} \left(\left(\mathbf{I} + \mathbf{K}_n^{-1} \widehat{\mathbf{H}} \mathbf{Q} \widehat{\mathbf{H}}^H \right)^{-1} \right), \\ &\text{s.t.} \quad \text{Tr}(\mathbf{Q}) \leq P, \quad \mathbf{Q} \succeq \mathbf{0}, \end{aligned} \quad (81)$$

where \mathbf{K}_n is given in (55). Based on the following matrix derivative equality

$$\begin{aligned} \frac{\partial \text{Tr} \left(\left(\mathbf{I} + \mathbf{K}_n^{-1} \widehat{\mathbf{H}} \tilde{\mathbf{Q}} \widehat{\mathbf{H}}^H \right)^{-1} \right)}{\partial \mathbf{Q}^*} &= \\ &- \widehat{\mathbf{H}}^H \mathbf{K}_n^{-\frac{1}{2}} \left(\mathbf{I} + \mathbf{K}_n^{-\frac{1}{2}} \widehat{\mathbf{H}} \mathbf{Q} \widehat{\mathbf{H}}^H \mathbf{K}_n^{-\frac{1}{2}} \right)^{-2} \mathbf{K}_n^{-\frac{1}{2}} \widehat{\mathbf{H}} \\ &+ \text{Tr} \left(\mathbf{K}_n^{-1} \widehat{\mathbf{H}} \mathbf{Q} \frac{1}{2} \left(\mathbf{I} + \mathbf{Q}^{\frac{1}{2}} \widehat{\mathbf{H}}^H \mathbf{K}_n^{-1} \widehat{\mathbf{H}} \mathbf{Q}^{\frac{1}{2}} \right)^{-2} \right. \\ &\quad \left. \times \mathbf{Q}^{\frac{1}{2}} \widehat{\mathbf{H}}^H \mathbf{K}_n^{-1} \mathbf{R}_R \right) \mathbf{R}_T, \end{aligned} \quad (82)$$

the full KKT conditions of **P6** can be derived to be

$$\begin{cases} \widehat{\mathbf{H}}^H \mathbf{K}_n^{-\frac{1}{2}} \left(\mathbf{I} + \mathbf{K}_n^{-\frac{1}{2}} \widehat{\mathbf{H}} \mathbf{Q} \widehat{\mathbf{H}}^H \mathbf{K}_n^{-\frac{1}{2}} \right)^{-2} \mathbf{K}_n^{-\frac{1}{2}} \widehat{\mathbf{H}} = \mu \mathbf{I} \\ \quad + \text{Tr} \left(\mathbf{K}_n^{-1} \widehat{\mathbf{H}} \mathbf{Q} \frac{1}{2} \left(\mathbf{I} + \mathbf{Q}^{\frac{1}{2}} \widehat{\mathbf{H}}^H \mathbf{K}_n^{-1} \widehat{\mathbf{H}} \mathbf{Q}^{\frac{1}{2}} \right)^{-2} \right. \\ \quad \left. \times \mathbf{Q}^{\frac{1}{2}} \widehat{\mathbf{H}}^H \mathbf{K}_n^{-1} \mathbf{R}_R \right) \mathbf{R}_T - \Psi, \\ \mu \geq 0, \quad \mu (\text{Tr}(\mathbf{Q}) - P) = 0, \quad \text{Tr}(\mathbf{Q} \Psi) = 0, \\ \Psi \succeq \mathbf{0}, \quad \text{Tr}(\mathbf{Q}) \leq P, \quad \mathbf{Q} \succeq \mathbf{0}. \end{cases} \quad (83)$$

Based on Theorem 1, we have the following conclusion.

Conclusion 6 The optimal transmission covariance matrix for **P6** has the following water-filling structure

$$\begin{aligned} \mathbf{Q} &= \Phi^{-\frac{1}{2}} [\mathbf{V}_{\mathcal{H}}]_{:,1:N} \left(\mu^{-\frac{1}{2}} [\Lambda_{\mathcal{H}}]_{1:N,1:N}^{-1} - [\Lambda_{\mathcal{H}}]_{1:N,1:N}^{-2} \right)^+ \\ &\quad \times [\mathbf{V}_{\mathcal{H}}]_{:,1:N}^H \Phi^{-\frac{1}{2}}, \end{aligned} \quad (84)$$

where Φ is given by

$$\begin{aligned} \Phi &= \mathbf{I} + \frac{1}{\mu} \text{Tr} \left(\mathbf{K}_n^{-1} \widehat{\mathbf{H}} \mathbf{Q} \frac{1}{2} \left(\mathbf{I} + \mathbf{Q}^{\frac{1}{2}} \widehat{\mathbf{H}}^H \mathbf{K}_n^{-1} \widehat{\mathbf{H}} \mathbf{Q}^{\frac{1}{2}} \right)^{-2} \right. \\ &\quad \left. \times \mathbf{Q}^{\frac{1}{2}} \widehat{\mathbf{H}}^H \mathbf{K}_n^{-1} \mathbf{R}_R \right) \mathbf{R}_T, \end{aligned} \quad (85)$$

and the unitary matrix $\mathbf{V}_{\mathcal{H}}$ is defined by the SVD

$$\mathbf{K}_n^{-\frac{1}{2}} \widehat{\mathbf{H}} \Phi^{-\frac{1}{2}} = \mathbf{U}_{\mathcal{H}} \Lambda_{\mathcal{H}} \mathbf{V}_{\mathcal{H}}^H \text{ with } \Lambda_{\mathcal{H}} \searrow. \quad (86)$$

The solution given by Conclusion 6 is not in closed-form. Similarly, two special cases are considered: 1) **P6.1**: the transmit antennas have no spatial correlation, and 2) **P6.2**: the receive antennas have no spatial correlation.

P6.1: For $\mathbf{R}_T \propto \mathbf{I}$, we have the following simplified solution.

Conclusion 6.1 When $\mathbf{R}_T = r_b \mathbf{I}$, the optimal solution of **P6** has the following water-filling structure

$$\mathbf{Q} = [\mathbf{V}_{\mathcal{H}}]_{:,1:N} \left(\tilde{\mu}^{-1} [\Lambda_{\mathcal{H}}]_{1:N,1:N}^{-1} - [\Lambda_{\mathcal{H}}]_{1:N,1:N}^{-2} \right)^+ [\mathbf{V}_{\mathcal{H}}]_{:,1:N}^H, \quad (87)$$

where the unitary matrix $\mathbf{V}_{\mathcal{H}}$ is defined in (63).

Computation of $\tilde{\mu}$: The real scalar $\tilde{\mu}$ can be computed based on (64). Obviously, this is a standard water-level computation for MIMO sum MSE minimization. In other words, $\tilde{\mu}$ can be computed analytically or numerically [13].

P6.2: For $\mathbf{R}_R = r_a \mathbf{I}$, with the definition (68), the first KKT condition can be reformulated as

$$\widehat{\mathbf{H}}^H (\mathbf{I} + \widehat{\mathbf{H}} \tilde{\mathbf{Q}} \widehat{\mathbf{H}}^H)^{-2} \widehat{\mathbf{H}} = \frac{\mu k_n}{\sigma_n^2} (\sigma_n^2 \mathbf{I} + r_a P \mathbf{R}_T) - k_n \Psi. \quad (88)$$

Based on Theorem 1 and recalling the definitions $\tilde{\mu}$ (74) and Φ (75), we have

$$\begin{aligned} \tilde{\mathbf{Q}} = & \Phi^{-\frac{1}{2}} [\mathbf{V}_{\mathcal{H}}]_{:,1:N} \left(\tilde{\mu}^{-\frac{1}{2}} [\Lambda_{\mathcal{H}}]_{1:N,1:N}^{-1} - [\Lambda_{\mathcal{H}}]_{1:N,1:N}^{-2} \right)^+ \\ & \times [\mathbf{V}_{\mathcal{H}}]_{:,1:N}^H \Phi^{-\frac{1}{2}}, \end{aligned} \quad (89)$$

where the unitary matrix $\mathbf{V}_{\mathcal{H}}$ is specified by (77). Together with (70), we arrive at the following conclusion.

Conclusion 6.2 When $\mathbf{R}_R = r_a \mathbf{I}$, the optimal \mathbf{Q} of P6 satisfies the following structure

$$\mathbf{Q} = \frac{P}{\text{Tr}(\tilde{\mathbf{Q}})} \tilde{\mathbf{Q}}. \quad (90)$$

Computation of $\tilde{\mu}$: The real scalar $\tilde{\mu}$ can be computed based on (79). By substituting $\tilde{\mathbf{Q}}$ of (89) into the equality (79), it can readily be seen that the computation of $\tilde{\mu}$ is a standard water-level computation for the water-filling computation of MIMO sum MSE minimization. Therefore, $\tilde{\mu}$ in Conclusion 6.2 can be computed analytically or numerically [13].

The solutions given in Conclusions 5.1, 5.2, 6.1 and 6.2 are all in closed-forms, while the general solutions given by Conclusions 5 and 6 can be computed using iterative algorithms, such as fixed point algorithms. Some similar optimization problems have also been discussed in the existing literature [30]–[32]. Compared to Ding and Blostein's works [31], [32], our derivations are much simpler and provide a unified framework optimization for both capacity maximization and MSE minimization. As discussed in [36], the methods in [31], [32] suffer from the turning-off effect, while the proposed framework does not have this problem. It is also worth highlighting that our previous work [30] cannot cover the general conclusions given by Conclusions 5 and 6.

3) *Suboptimal solutions for P5 and P6:* As mentioned previously, the solutions given by Conclusions 5 and 6 are not closed-form solutions. There exist two approaches to compute the solutions of P5 and P6.

3.1) In the first approach, we simply replace \mathbf{R}_T by $\lambda_{\max}(\mathbf{R}_T) \mathbf{I}$ or replace \mathbf{R}_R by $\lambda_{\max}(\mathbf{R}_R) \mathbf{I}$ in P5 and P6. Then Conclusions 5.1, 5.2, 6.1 and 6.2 become applicable with the closed-form solutions. These closed-form solutions are clearly suboptimal for P5 and P6.

3.2) On the other hand, a fixed point approach can be used to compute the solutions of P5 and P6. From Conclusions 5 and 6, it can be seen that the main difficulty in computing the solutions of P5 and P6 come from the following three scalar terms in Φ and \mathbf{K}_n , defined respectively as α , β and γ :

$$\alpha = \text{Tr}(\mathbf{R}_T \mathbf{Q}), \quad (91)$$

$$\beta = \text{Tr} \left(\left(\mathbf{K}_n^{-1} - \left(\mathbf{K}_n + \widehat{\mathbf{H}} \mathbf{Q} \widehat{\mathbf{H}}^H \right)^{-1} \right) \mathbf{R}_R \right), \quad (92)$$

$$\begin{aligned} \gamma = & \text{Tr} \left(\mathbf{K}_n^{-1} \widehat{\mathbf{H}} \mathbf{Q}^{\frac{1}{2}} \left(\mathbf{I} + \mathbf{Q}^{\frac{1}{2}} \widehat{\mathbf{H}}^H \mathbf{K}_n^{-1} \widehat{\mathbf{H}} \mathbf{Q}^{\frac{1}{2}} \right)^{-2} \right. \\ & \left. \times \mathbf{Q}^{\frac{1}{2}} \widehat{\mathbf{H}}^H \mathbf{K}_n^{-1} \mathbf{R}_R \right). \end{aligned} \quad (93)$$

For a fixed point approach, an iterative algorithm can be used to compute the solutions in Conclusions 5 and 6. Specifically, in the each iteration, the value of \mathbf{Q} obtained in the previous iteration is used in computing α , β and γ . The simulation results show that this approach enjoys good performance. This is because when the channel estimation error is small, the values of α , β and γ also become small, and they do not affect the matrices Φ and \mathbf{K}_n much.

The above fixed point approach has some known weaknesses, e.g., the rigorous convergence proof is lacking. An alternative is to use its non-iterative approximation. It is worth noting that \mathbf{K}_n is the equivalent noise covariance matrix, and α and β reflect the penalty of channel estimation error on the objective function. Therefore, using their upper bounds are preferred. Since $\alpha = \text{Tr}(\mathbf{R}_T \mathbf{Q}) \leq \lambda_{\max}(\mathbf{R}_T) P$, α can be replaced by the following upper bound

$$\alpha_{\max} = \lambda_{\max}(\mathbf{R}_T) P. \quad (94)$$

For given α , \mathbf{K}_n becomes a constant. For any given \mathbf{K}_n , an upper bound of β is

$$\beta_{\max} = \text{Tr}(\mathbf{K}_n^{-1} \mathbf{R}_R). \quad (95)$$

Furthermore, for γ , its upper bound is

$$\gamma_{\max} = \frac{1}{4} \text{Tr}(\mathbf{K}_n^{-1} \mathbf{R}_R). \quad (96)$$

B. Multiple Weighted Power Constraints with imperfect CSI

To our best knowledge, the transmission covariance matrix optimizations for MIMO systems under multiple weighted power constraints and imperfect CSI have not been derived in the existing open literature.

1) *Capacity maximization:* The capacity maximization problem can be formulated as follows

$$\begin{aligned} \text{P7: } \min_{\mathbf{Q}} \quad & -\log \left| \mathbf{I} + \mathbf{K}_n^{-1} \widehat{\mathbf{H}} \mathbf{Q} \widehat{\mathbf{H}}^H \right|, \\ \text{s.t.} \quad & \text{Tr}(\Omega_i \mathbf{Q}) \leq P_i, 1 \leq i \leq I, \mathbf{Q} \succeq \mathbf{0}, \end{aligned} \quad (97)$$

where \mathbf{K}_n is defined in (55). The corresponding full KKT conditions are given by

$$\begin{cases} \widehat{\mathbf{H}}^H \mathbf{K}_n^{-\frac{1}{2}} \left(\mathbf{I} + \mathbf{K}_n^{-\frac{1}{2}} \widehat{\mathbf{H}} \mathbf{Q} \widehat{\mathbf{H}}^H \mathbf{K}_n^{-\frac{1}{2}} \right)^{-1} \mathbf{K}_n^{-\frac{1}{2}} \widehat{\mathbf{H}} = \sum_{i=1}^I \mu_i \Omega_i \\ \quad + \text{Tr} \left(\left(\mathbf{K}_n^{-1} - \left(\mathbf{K}_n + \widehat{\mathbf{H}} \mathbf{Q} \widehat{\mathbf{H}}^H \right)^{-1} \right) \mathbf{R}_R \right) \mathbf{R}_T - \Psi, \\ \mu_i \geq 0, \mu_i (\text{Tr}(\Omega_i \mathbf{Q}) - P_i) = 0, \text{Tr}(\Omega_i \mathbf{Q}) \leq P_i, \\ 1 \leq i \leq I, \text{Tr}(\mathbf{Q} \Psi) = 0, \Psi \succeq \mathbf{0}, \mathbf{Q} \succeq \mathbf{0}. \end{cases} \quad (98)$$

Based on Theorem 1, after introducing an auxiliary variable μ , which ensures that the following equality holds

$$\text{Tr} \left(\sum_{i=1}^I \frac{\mu_i}{\mu} \Omega_i \mathbf{Q} \right) = \sum_{i=1}^I \frac{\mu_i}{\mu} P_i = \sum_{i=1}^I P_i, \quad (99)$$

the following conclusion is obtained.

Conclusion 7 The optimal transmission covariance matrix for P7 has the following water-filling structure

$$\mathbf{Q} = \Phi^{-\frac{1}{2}} [\mathbf{V}_{\mathcal{H}}]_{:,1:N} \left(\mu^{-1} \mathbf{I} - [\Lambda_{\mathcal{H}}]_{1:N,1:N}^{-2} \right)^+ [\mathbf{V}_{\mathcal{H}}]_{:,1:N}^H \Phi^{-\frac{1}{2}}, \quad (100)$$

where

$$\Phi = \sum_{i=1}^I \frac{\mu_i}{\mu} \Omega_i + \frac{1}{\mu} \left(\left(\mathbf{K}_n^{-1} - \left(\mathbf{K}_n + \widehat{\mathbf{H}} \mathbf{Q} \widehat{\mathbf{H}}^H \right)^{-1} \right) \mathbf{R}_R \right) \mathbf{R}_T, \quad (101)$$

and the unitary matrix $\mathbf{V}_{\mathcal{H}}$ is defined by the SVD

$$\mathbf{K}_n^{-\frac{1}{2}} \widehat{\mathbf{H}} \Phi^{-\frac{1}{2}} = \mathbf{U}_{\mathcal{H}} \Lambda_{\mathcal{H}} \mathbf{V}_{\mathcal{H}}^H \text{ with } \Lambda_{\mathcal{H}} \searrow. \quad (102)$$

For the special case of $\mathbf{R}_R = r_a \mathbf{I}$, the first KKT condition in (98) can be rewritten as

$$\begin{aligned} \widehat{\mathbf{H}}^H \mathbf{K}_n^{-\frac{1}{2}} \left(\mathbf{I} + \mathbf{K}_n^{-\frac{1}{2}} \widehat{\mathbf{H}} \mathbf{Q} \widehat{\mathbf{H}}^H \mathbf{K}_n^{-\frac{1}{2}} \right)^{-1} \mathbf{K}_n^{-\frac{1}{2}} \widehat{\mathbf{H}} &= \sum_{i=1}^I \mu_i \Omega_i \\ &+ r_a \text{Tr} \left(\left(\mathbf{K}_n^{-\frac{1}{2}} - \left(\mathbf{K}_n + \widehat{\mathbf{H}} \mathbf{Q} \widehat{\mathbf{H}}^H \right)^{-1} \right) \right) \mathbf{R}_T - \Psi. \end{aligned} \quad (103)$$

It can be shown that the following two equalities are equivalent

$$\text{Tr} \left(\sum_{i=1}^I \mu_i \Omega_i \mathbf{Q} \right) = \sum_{i=1}^I \mu_i P_i, \quad (104)$$

$$\frac{1}{k_n} \text{Tr} \left(\left(\sigma_n^2 \sum_{i=1}^I \mu_i \Omega_i + r_a \sum_{i=1}^I \mu_i P_i \mathbf{R}_T \right) \mathbf{Q} \right) = \sum_{i=1}^I \mu_i P_i, \quad (105)$$

where

$$k_n = \sigma_n^2 + r_a \text{Tr}(\mathbf{R}_T \mathbf{Q}). \quad (106)$$

Noting the definition $\tilde{\mathbf{Q}}$ of (68), the first KKT condition in (98) becomes

$$\begin{aligned} \widehat{\mathbf{H}}^H \left(\mathbf{I} + \widehat{\mathbf{H}} \tilde{\mathbf{Q}} \widehat{\mathbf{H}}^H \right)^{-1} \widehat{\mathbf{H}} &= \sum_{i=1}^I k_n \mu_i \Omega_i \\ &+ r_a \text{Tr} \left(\left(\mathbf{I} - \left(\mathbf{I} + \widehat{\mathbf{H}} \tilde{\mathbf{Q}} \widehat{\mathbf{H}}^H \right)^{-1} \right) \right) \mathbf{R}_T - k_n \Psi = \sum_{i=1}^I k_n \mu_i \Omega_i \\ &+ r_a \text{Tr} \left(\widehat{\mathbf{H}}^H \left(\mathbf{I} + \widehat{\mathbf{H}} \tilde{\mathbf{Q}} \widehat{\mathbf{H}}^H \right)^{-1} \widehat{\mathbf{H}} \tilde{\mathbf{Q}} \right) \mathbf{R}_T - k_n \Psi. \end{aligned} \quad (107)$$

Similar to (72), based on (107), we can prove that

$$\begin{aligned} \text{Tr} \left(\widehat{\mathbf{H}}^H \left(\mathbf{I} + \widehat{\mathbf{H}} \tilde{\mathbf{Q}} \widehat{\mathbf{H}}^H \right)^{-1} \widehat{\mathbf{H}} \tilde{\mathbf{Q}} \right) &= \frac{k_n \text{Tr} \left(\sum_{i=1}^I \mu_i \Omega_i \tilde{\mathbf{Q}} \right)}{1 - r_a \text{Tr}(\mathbf{R}_T \tilde{\mathbf{Q}})} \\ &= \frac{k_n \text{Tr} \left(\sum_{i=1}^I \mu_i \Omega_i \mathbf{Q} \right)}{k_n - r_a \text{Tr}(\mathbf{R}_T \mathbf{Q})} = \frac{k_n \sum_{i=1}^I \mu_i P_i}{\sigma_n^2}. \end{aligned} \quad (108)$$

Therefore, the first KKT condition in (98) can be rewritten as

$$\begin{aligned} \widehat{\mathbf{H}}^H \left(\mathbf{I} + \widehat{\mathbf{H}} \tilde{\mathbf{Q}} \widehat{\mathbf{H}}^H \right)^{-1} \widehat{\mathbf{H}} &= \sum_{i=1}^I k_n \mu_i \Omega_i \\ &+ \frac{r_a k_n \sum_{i=1}^I \mu_i P_i}{\sigma_n^2} \mathbf{R}_T - k_n \Psi, \end{aligned} \quad (109)$$

based on which and using Theorem 1, we have

$$\tilde{\mathbf{Q}} = \Phi^{-\frac{1}{2}} [\mathbf{V}_{\mathcal{H}}]_{:,1:N} \left(\tilde{\mu}^{-1} \mathbf{I} - [\Lambda_{\mathcal{H}}]_{1:N,1:N}^{-2} \right)^+ [\mathbf{V}_{\mathcal{H}}]_{:,1:N}^H \Phi^{-\frac{1}{2}}, \quad (110)$$

where

$$\tilde{\mu} = \frac{k_n \mu}{\sigma_n^2}, \quad (111)$$

$$\Phi = \sigma_n^2 \sum_{i=1}^I \tilde{\mu}_i \Omega_i + r_a \sum_{i=1}^I \tilde{\mu}_i P_i \mathbf{R}_T, \quad (112)$$

$$\tilde{\mu}_i = \frac{\mu_i}{\mu}, \quad (113)$$

and the unitary matrix $\mathbf{V}_{\mathcal{H}}$ is defined by the SVD

$$\widehat{\mathbf{H}} \Phi^{-\frac{1}{2}} = \mathbf{U}_{\mathcal{H}} \Lambda_{\mathcal{H}} \mathbf{V}_{\mathcal{H}}^H \text{ with } \Lambda_{\mathcal{H}} \searrow. \quad (114)$$

Noting $\tilde{\mathbf{Q}} = \frac{1}{k_n} \mathbf{Q}$, we have

$$\begin{aligned} k_n &= \frac{\text{Tr} \left(\sum_{i=1}^I \mu_i \Omega_i \mathbf{Q} \right)}{\text{Tr} \left(\sum_{i=1}^I \mu_i \Omega_i \tilde{\mathbf{Q}} \right)} = \frac{\sum_{i=1}^I \mu_i P_i}{\text{Tr} \left(\sum_{i=1}^I \mu_i \Omega_i \tilde{\mathbf{Q}} \right)} \\ &= \frac{\sum_{i=1}^I \tilde{\mu}_i P_i}{\text{Tr} \left(\sum_{i=1}^I \tilde{\mu}_i \Omega_i \tilde{\mathbf{Q}} \right)} = \frac{\sum_{i=1}^I P_i}{\text{Tr} \left(\sum_{i=1}^I \tilde{\mu}_i \Omega_i \tilde{\mathbf{Q}} \right)}, \end{aligned} \quad (115)$$

where the last equality is due to (99). Based on (106), (110) and (115), the following conclusion is obtained.

Conclusion 7.1 When $\mathbf{R}_R = r_a \mathbf{I}$, the optimal \mathbf{Q} for P7 has the following structure

$$\mathbf{Q} = \frac{\sum_{i=1}^I P_i}{\text{Tr} \left(\sum_{i=1}^I \tilde{\mu}_i \Omega_i \tilde{\mathbf{Q}} \right)} \tilde{\mathbf{Q}}. \quad (116)$$

Computation of $\tilde{\mu}$ and $\tilde{\mu}_i$, $\forall i$: The scalar $\tilde{\mu}$ ensures that the following equality holds

$$\text{Tr}(\Phi \tilde{\mathbf{Q}}) = \sum_{i=1}^I P_i. \quad (117)$$

Substituting Conclusion 7.1 into the above equation, it is obvious that computation of $\tilde{\mu}$ is a standard water-level computation of the water-filling solution for MIMO capacity maximization. The scalars $\tilde{\mu}_i$ can be computed by using subgradient methods.

2) *MSE minimization*: The MSE minimization problem for SU MIMO systems under multiple weighted power constraints and imperfect CSI can be written in the following form [30]

$$\begin{aligned} \mathbf{P8}: \quad \min_{\mathbf{Q}} \quad & \text{Tr} \left(\left(\mathbf{I} + \mathbf{K}_n^{-1} \widehat{\mathbf{H}} \mathbf{Q} \widehat{\mathbf{H}}^H \right)^{-1} \right), \\ \text{s.t.} \quad & \text{Tr}(\Omega_i \mathbf{Q}) \leq P_i, 1 \leq i \leq I, \mathbf{Q} \succeq \mathbf{0}, \end{aligned} \quad (118)$$

with \mathbf{K}_n defined in (55). The full KKT conditions of P8 are

$$\begin{cases} \widehat{\mathbf{H}}^H \mathbf{K}_n^{-\frac{1}{2}} \left(\mathbf{I} + \mathbf{K}_n^{-\frac{1}{2}} \widehat{\mathbf{H}} \mathbf{Q} \widehat{\mathbf{H}}^H \mathbf{K}_n^{-\frac{1}{2}} \right)^{-2} \mathbf{K}_n^{-\frac{1}{2}} \widehat{\mathbf{H}} = \sum_{i=1}^I \mu_i \Omega_i \\ \quad + \text{Tr} \left(\mathbf{K}_n^{-1} \widehat{\mathbf{H}} \mathbf{Q} \left(\mathbf{I} + \mathbf{Q}^{\frac{1}{2}} \widehat{\mathbf{H}}^H \mathbf{K}_n^{-1} \widehat{\mathbf{H}} \mathbf{Q}^{\frac{1}{2}} \right)^{-2} \right. \\ \quad \left. \times \mathbf{Q}^{\frac{1}{2}} \widehat{\mathbf{H}}^H \mathbf{K}_n^{-1} \mathbf{R}_R \right) \mathbf{R}_T - \Psi, \\ \mu_i \geq 0, \mu_i (\text{Tr}(\Omega_i \mathbf{Q}) - P_i) = 0, \text{Tr}(\Omega_i \mathbf{Q}) \leq P_i, \\ 1 \leq i \leq I, \text{Tr}(\mathbf{Q} \Psi) = 0, \Psi \succeq \mathbf{0}, \mathbf{Q} \succeq \mathbf{0}. \end{cases} \quad (119)$$

Based on Theorem 1 and introducing an auxiliary variable μ , the following conclusion is obtained.

Conclusion 8 *The optimal transmission covariance matrix of P8 has the following structure*

$$\mathbf{Q} = \Phi^{-\frac{1}{2}} [\mathbf{V}_{\mathcal{H}}]_{:,1:N} \left(\mu^{-\frac{1}{2}} [\Lambda_{\mathcal{H}}]_{1:N,1:N}^{-1} - [\Lambda_{\mathcal{H}}]_{1:N,1:N}^{-2} \right)^+ \times [\mathbf{V}_{\mathcal{H}}]_{:,1:N}^H \Phi^{-\frac{1}{2}}, \quad (120)$$

where Φ is given by

$$\Phi = \sum_{i=1}^I \frac{\mu_i}{\mu} \Omega_i + \frac{1}{\mu} \text{Tr} \left(\mathbf{K}_n^{-1} \widehat{\mathbf{H}} \mathbf{Q}^{\frac{1}{2}} \left(\mathbf{I} + \mathbf{Q}^{\frac{1}{2}} \widehat{\mathbf{H}}^H \mathbf{K}_n^{-1} \widehat{\mathbf{H}} \mathbf{Q}^{\frac{1}{2}} \right)^{-2} \times \mathbf{Q}^{\frac{1}{2}} \widehat{\mathbf{H}}^H \mathbf{K}_n^{-1} \mathbf{R}_R \right) \mathbf{R}_T, \quad (121)$$

and the unitary matrix $\mathbf{V}_{\mathcal{H}}$ is defined by the SVD

$$\mathbf{K}_n^{-\frac{1}{2}} \widehat{\mathbf{H}} \Phi^{-\frac{1}{2}} = \mathbf{U}_{\mathcal{H}} \Lambda_{\mathcal{H}} \mathbf{V}_{\mathcal{H}}^H \text{ with } \Lambda_{\mathcal{H}} \searrow. \quad (122)$$

For the special case of $\mathbf{R}_R = r_a \mathbf{I}$, the first KKT condition can be written as

$$\begin{aligned} \widehat{\mathbf{H}}^H \mathbf{K}_n^{-\frac{1}{2}} \left(\mathbf{I} + \mathbf{K}_n^{-\frac{1}{2}} \widehat{\mathbf{H}} \mathbf{Q} \widehat{\mathbf{H}}^H \mathbf{K}_n^{-\frac{1}{2}} \right)^{-2} \mathbf{K}_n^{-\frac{1}{2}} \widehat{\mathbf{H}} &= \sum_{i=1}^I \mu_i \Omega_i \\ &+ r_a \text{Tr} \left(\mathbf{K}_n^{-1} \widehat{\mathbf{H}} \mathbf{Q}^{\frac{1}{2}} \left(\mathbf{I} + \mathbf{Q}^{\frac{1}{2}} \widehat{\mathbf{H}}^H \mathbf{K}_n^{-1} \widehat{\mathbf{H}} \mathbf{Q}^{\frac{1}{2}} \right)^{-2} \right. \\ &\quad \left. \times \mathbf{Q}^{\frac{1}{2}} \widehat{\mathbf{H}}^H \mathbf{K}_n^{-1} \right) \mathbf{R}_T - \Psi. \end{aligned} \quad (123)$$

Based on (109), (123) can be rewritten as

$$\begin{aligned} \widehat{\mathbf{H}}^H \left(\mathbf{I} + \widehat{\mathbf{H}} \tilde{\mathbf{Q}} \widehat{\mathbf{H}}^H \right)^{-2} \widehat{\mathbf{H}} \\ = \tilde{\mu} \left(\sum_{i=1}^I \sigma_n^2 \tilde{\mu}_i \Omega_i + \left(\sum_{i=1}^I \tilde{\mu}_i P_i \right) r_a \mathbf{R}_T \right) - k_n \Psi, \end{aligned} \quad (124)$$

where $\tilde{\mu}$ and $\tilde{\mu}_i$ are defined in (111) and (113), respectively. Based on Theorem 1, we have the following conclusion.

Conclusion 8.1 *When $\mathbf{R}_R = r_a \mathbf{I}$, the optimal \mathbf{Q} of P8 satisfies the following structure*

$$\mathbf{Q} = \frac{\sum_{i=1}^I P_i}{\text{Tr} \left(\sum_{i=1}^I \tilde{\mu}_i \Omega_i \tilde{\mathbf{Q}} \right)} \tilde{\mathbf{Q}}, \quad (125)$$

with

$$\begin{aligned} \tilde{\mathbf{Q}} &= \Phi^{-\frac{1}{2}} [\mathbf{V}_{\mathcal{H}}]_{:,1:N} \left(\tilde{\mu}^{-\frac{1}{2}} [\Lambda_{\mathcal{H}}]_{1:N,1:N}^{-1} - [\Lambda_{\mathcal{H}}]_{1:N,1:N}^{-2} \right)^+ \\ &\quad \times [\mathbf{V}_{\mathcal{H}}]_{:,1:N}^H \Phi^{-\frac{1}{2}}, \end{aligned} \quad (126)$$

where Φ and $\mathbf{V}_{\mathcal{H}}$ are defined in (112) and (114), respectively.

Computation of $\tilde{\mu}$ and $\tilde{\mu}_i$, $\forall i$: The scalar $\tilde{\mu}$ makes sure that the equality (117) holds. Substituting Conclusion 8.1 into (117), it is obvious that computation of $\tilde{\mu}$ is a standard water-level computation of the water-filling solution for MIMO sum MSE minimization. Thus $\tilde{\mu}$ can be computed effectively. The scalars $\tilde{\mu}_i$ can be computed by using subgradient methods.

The capacity maximization P7 and MSE minimization P8 for SU MIMO systems under imperfect CSI and multiple

weighted power constraints, to our best knowledge, have not been derived in the existing open literature. The structures of the optimal solutions for P7 and P8, given in Conclusions 7 and 8, are in complicated forms and iterative schemes, such as fixed point algorithm are needed to compute the optimal solutions. In the special case with only transmit antenna correlation, the optimal solutions of P7 and P8 can be derived in closed-form as given in Conclusions 7.1 and 8.1, respectively.

3) *Suboptimal solutions for P7 and P8:* In general, the water-filling structures for the optimal covariance matrices for SU MIMO systems under multiple weighted power constraints and imperfect CSI, derived in Conclusions 7 and 8, are not closed-form solutions. Similarly, there are two approaches for computing the solutions of P7 and P8.

3.1) Some approximation is used to achieve closed-form solution. Specifically, by replacing \mathbf{R}_R with $\lambda_{\max}(\mathbf{R}_R) \mathbf{I}$, the closed-form solutions of Conclusions 7.1 and 8.1 become applicable, which offer good approximate closed-form solutions to P7 and P8, respectively.

3.2) Fixed point methods can be used to compute the solutions of P7 and P8. To compute Φ and \mathbf{K}_n , the three scalar terms, α , β and γ , are needed, which are defined in (91) to (93). From (91) to (93), it can be seen that α , β and γ all depend on \mathbf{Q} . When using a fixed point algorithm to compute the solutions in Conclusions 7 and 8, in the each iteration, the value of \mathbf{Q} obtained in the previous iteration is used to calculate the current α , β and γ .

Although the simulation results show that this iterative algorithm enjoys good performance, it suffers from some well-known drawbacks, e.g., convergence may be slow. Again, an alternative is to use its non-iterative approximation by replacing α , β and γ with their respective upper bounds α_{\max} , β_{\max} and γ_{\max} , given in (94) to (96).

V. TRANSMISSION COVARIANCE MATRIX OPTIMIZATION FOR MU MIMO UNDER MULTIPLE WEIGHTED POWER CONSTRAINTS

In the MU MIMO system investigated, K multi-antenna aided users communicate with the multi-antenna aided base station (BS). The channel between the k th user and the BS is denoted by \mathbf{H}_k and the k th user's transmission covariance matrix is denoted by \mathbf{Q}_k , for $1 \leq k \leq K$. Multiple weighted power constraints are considered with $\Omega_{k,i}$ being the weighting matrix for the i th power constraint of the k th user and $P_{k,i}$ being the corresponding power limit, for $1 \leq i \leq I_k$.

A. MU MIMO Uplink

1) *Perfect CSI:* For the uplink where the users send data to the BS, the capacity maximization problem under multiple weighted power constraints and perfect CSI is formulated as

$$\begin{aligned} \mathbf{P9} : \quad & \min_{\{\mathbf{Q}_k\}_{k=1}^K} -\log \left| \mathbf{I} + \mathbf{R}_n^{-1} \sum_{k=1}^K (\mathbf{H}_k \mathbf{Q}_k \mathbf{H}_k^H) \right|, \\ & \text{s.t.} \quad \text{Tr}(\Omega_{k,i} \mathbf{Q}_k) \leq P_{k,i}, 1 \leq i \leq I_k, \\ & \quad \mathbf{Q}_k \succeq \mathbf{0}, 1 \leq k \leq K. \end{aligned} \quad (127)$$

The full KKT conditions of **P9** are

$$\begin{cases} \mathbf{H}_k^H \left(\mathbf{R}_n + \sum_{j \neq k} \mathbf{H}_j \mathbf{Q}_j \mathbf{H}_j^H + \mathbf{H}_k \mathbf{Q}_k \mathbf{H}_k^H \right)^{-1} \mathbf{H}_k \\ = \sum_{i=1}^{I_k} \mu_{k,i} \boldsymbol{\Omega}_{k,i} - \boldsymbol{\Psi}_k, \quad 1 \leq k \leq K, \\ \mu_{k,i} \geq 0, \quad \mu_{k,i} (\text{Tr}(\boldsymbol{\Omega}_{k,i} \mathbf{Q}_k) - P_{k,i}) = 0, \\ \text{Tr}(\boldsymbol{\Omega}_{k,i} \mathbf{Q}_k) \leq P_{k,i}, \quad 1 \leq i \leq I_k, \\ \text{Tr}(\mathbf{Q}_k \boldsymbol{\Psi}_k) = 0, \quad \boldsymbol{\Psi}_k \succeq \mathbf{0}, \quad \mathbf{Q}_k \succeq \mathbf{0}, \quad 1 \leq k \leq K, \end{cases} \quad (128)$$

where $\boldsymbol{\Psi}_k$ is the Lagrangian multiplier corresponding to the constraint $\mathbf{Q}_k \succeq \mathbf{0}$. By using Theorem 1 and defining

$$\tilde{\mu}_{k,i} = \frac{\mu_{k,i}}{\mu_k} \quad (129)$$

the following conclusion is obtained.

Conclusion 9 The optimal transmission covariance matrices for **P9** have the following water-filling structure

$$\begin{aligned} \mathbf{Q}_k &= \Phi_k^{-\frac{1}{2}} [\mathbf{V}_{\mathbf{H}_k}]_{:,1:N} \left(\mu_k^{-1} \mathbf{I} - [\boldsymbol{\Lambda}_{\mathbf{H}_k}]_{1:N,1:N}^{-2} \right)^+ \\ &\times [\mathbf{V}_{\mathbf{H}_k}]_{:,1:N}^H \Phi_k^{-\frac{1}{2}}, \quad 1 \leq k \leq K, \end{aligned} \quad (130)$$

where Φ_k is defined as

$$\Phi_k = \sum_{i=1}^{I_k} \tilde{\mu}_{k,i} \boldsymbol{\Omega}_{k,i}, \quad (131)$$

and the unitary matrix $\mathbf{V}_{\mathbf{H}_k}$ is defined by the following SVD

$$\Pi_k^{-\frac{1}{2}} \mathbf{H}_k \Phi_k^{-\frac{1}{2}} = \mathbf{U}_{\mathbf{H}_k} \boldsymbol{\Lambda}_{\mathbf{H}_k} \mathbf{V}_{\mathbf{H}_k}^H \text{ with } \boldsymbol{\Lambda}_{\mathbf{H}_k} \searrow, \quad (132)$$

in which

$$\Pi_k = \mathbf{R}_n + \sum_{j \neq k} \mathbf{H}_j \mathbf{Q}_j \mathbf{H}_j^H. \quad (133)$$

Computation of μ_k and $\tilde{\mu}_{k,i}$, $\forall k, i$: The scalars μ_k can be computed based on the following equality

$$\text{Tr} \left(\sum_{i=1}^{I_k} \tilde{\mu}_{k,i} \boldsymbol{\Omega}_{k,i} \mathbf{Q}_k \right) = \sum_{i=1}^{I_k} P_{k,i}, \quad 1 \leq k \leq K. \quad (134)$$

Hence the computation of μ_k is a standard water-level computation for iterative water-filling solution [19]. In addition, $\tilde{\mu}_{k,i}$ can be effectively computed using subgradient algorithm.

2) *Imperfect CSI*: For MU MIMO systems with imperfect CSI, the following channel model is adopted

$$\mathbf{H}_k = \widehat{\mathbf{H}}_k + \Delta \mathbf{H}_k \text{ with } \Delta \mathbf{H}_k = \mathbf{R}_{\mathbf{R},k}^{\frac{1}{2}} \mathbf{H}_{\mathbf{W},k} \mathbf{R}_{\mathbf{T},k}^{\frac{1}{2}}, \quad (135)$$

for $1 \leq k \leq K$, where similar to the previous notations in (53), $\Delta \mathbf{H}_k$ represents the CSI error for the channel matrix between the k th user and the BS, $\mathbf{R}_{\mathbf{R},k}$ is the BS receive correlation matrix related to user k , $\mathbf{R}_{\mathbf{T},k}$ is the transmit correlation matrix of user k , and $\mathbf{H}_{\mathbf{W},k}$ is a random matrix whose entries are i.i.d. Gaussian variables with the distribution $\mathcal{CN}(0, 1)$.

The capacity maximization problem under multiple weighted power constraints, imperfect CSI and white noise, i.e., $\mathbf{R}_n = \sigma_n^2 \mathbf{I}$, can be formulated as follows

$$\begin{aligned} \mathbf{P10} : \quad & \min_{\{\mathbf{Q}_k\}_{k=1}^K} -\log \left| \mathbf{I} + \mathbf{K}_k^{-1} \sum_{k=1}^K \left(\widehat{\mathbf{H}}_k \mathbf{Q}_k \widehat{\mathbf{H}}_k^H \right) \right|, \\ \text{s.t.} \quad & \text{Tr}(\boldsymbol{\Omega}_{k,i} \mathbf{Q}_k) \leq P_{k,i}, \quad 1 \leq i \leq I_k, \\ & \mathbf{Q}_k \succeq \mathbf{0}, \quad 1 \leq k \leq K, \end{aligned} \quad (136)$$

where

$$\mathbf{K}_k = \sigma_n^2 \mathbf{I} + \sum_{k=1}^K \text{Tr}(\mathbf{Q}_k \mathbf{R}_{\mathbf{T},k}) \mathbf{R}_{\mathbf{R},k}. \quad (137)$$

By defining the following positive semi-definite matrices

$$\boldsymbol{\Sigma}_k = \mathbf{K}_k + \sum_{j \neq k} \widehat{\mathbf{H}}_j \mathbf{Q}_j \widehat{\mathbf{H}}_j^H, \quad 1 \leq k \leq K, \quad (138)$$

the full KKT conditions of **P10** are listed as follows

$$\begin{cases} \widehat{\mathbf{H}}_k^H \left(\boldsymbol{\Sigma}_k + \widehat{\mathbf{H}}_k \mathbf{Q}_k \widehat{\mathbf{H}}_k^H \right)^{-1} \widehat{\mathbf{H}}_k = \sum_{i=1}^{I_k} \mu_{k,i} \boldsymbol{\Omega}_{k,i} \\ + \text{Tr} \left(\left(\boldsymbol{\Sigma}_k^{-1} \left(\boldsymbol{\Sigma}_k + \widehat{\mathbf{H}}_k \mathbf{Q}_k \widehat{\mathbf{H}}_k^H \right)^{-1} \right) \mathbf{R}_{\mathbf{R},k} \right) \mathbf{R}_{\mathbf{T},k} \\ - \boldsymbol{\Psi}_k, \quad 1 \leq k \leq K, \\ \mu_{k,i} \geq 0, \quad \mu_{k,i} (\text{Tr}(\boldsymbol{\Omega}_{k,i} \mathbf{Q}_k) - P_{k,i}) = 0, \\ \text{Tr}(\boldsymbol{\Omega}_{k,i} \mathbf{Q}_k) \leq P_{k,i}, \quad 1 \leq i \leq I_k, \\ \text{Tr}(\mathbf{Q}_k \boldsymbol{\Psi}_k) = 0, \quad \mathbf{Q}_k \succeq \mathbf{0}, \quad \boldsymbol{\Psi}_k \succeq \mathbf{0}, \quad 1 \leq k \leq K, \end{cases} \quad (139)$$

where $\boldsymbol{\Psi}_k$ is the Lagrangian multiplier related to $\mathbf{Q}_k \succeq \mathbf{0}$. Based on Theorem 1, we have the following conclusion.

Conclusion 10 The optimal transmission covariance matrices for **P10** have the following structure

$$\begin{aligned} \mathbf{Q}_k &= \Phi_k^{-\frac{1}{2}} [\mathbf{V}_{\mathbf{H}_k}]_{:,1:N} \left(\mu_k^{-1} \mathbf{I} - [\boldsymbol{\Lambda}_{\mathbf{H}_k}]_{1:N,1:N}^{-2} \right)^+ \\ &\times [\mathbf{V}_{\mathbf{H}_k}]_{:,1:N}^H \Phi_k^{-\frac{1}{2}}, \quad 1 \leq k \leq K, \end{aligned} \quad (140)$$

where Φ_k is given by

$$\begin{aligned} \Phi_k &= \sum_{i=1}^{I_k} \frac{\mu_{k,i}}{\mu_k} \boldsymbol{\Omega}_{k,i} \\ &+ \frac{1}{\mu_k} \text{Tr} \left(\left(\boldsymbol{\Sigma}_k^{-1} - \left(\boldsymbol{\Sigma}_k + \widehat{\mathbf{H}}_k \mathbf{Q}_k \widehat{\mathbf{H}}_k^H \right)^{-1} \right) \mathbf{R}_{\mathbf{R},k} \right) \mathbf{R}_{\mathbf{T},k}, \end{aligned} \quad (141)$$

and the unitary matrix $\mathbf{V}_{\mathbf{H}_k}$ is defined by the SVD

$$\Pi_k^{-\frac{1}{2}} \widehat{\mathbf{H}}_k \Phi_k^{-\frac{1}{2}} = \mathbf{U}_{\mathbf{H}_k} \boldsymbol{\Lambda}_{\mathbf{H}_k} \mathbf{V}_{\mathbf{H}_k}^H \text{ with } \boldsymbol{\Lambda}_{\mathbf{H}_k} \searrow, \quad (142)$$

in which

$$\Pi_k = \sigma_n^2 \mathbf{I} + \sum_{k=1}^K \text{Tr}(\mathbf{Q}_k \mathbf{R}_{\mathbf{T},k}) \mathbf{R}_{\mathbf{R},k} + \sum_{j \neq k} \widehat{\mathbf{H}}_j \mathbf{Q}_j \widehat{\mathbf{H}}_j^H. \quad (143)$$

When only a sum power constraint for each user is considered and there is no spatial correlation at the transmit antennas, Conclusion 10 can be simplified as follows.

Conclusion 10.1 When $I_k = 1$, $\boldsymbol{\Omega}_{k,1} = \mathbf{I}$ and $\mathbf{R}_{\mathbf{T},k} = r_{b_k} \mathbf{I}$, the optimal solution for **P10** has the following structure

$$\begin{aligned} \mathbf{Q}_k &= [\mathbf{V}_{\mathbf{H}_k}]_{:,1:N} \left(\mu_k^{-1} \mathbf{I} - [\boldsymbol{\Lambda}_{\mathbf{H}_k}]_{1:N,1:N}^{-2} \right)^+ [\mathbf{V}_{\mathbf{H}_k}]_{:,1:N}^H, \\ &1 \leq k \leq K, \end{aligned} \quad (144)$$

where the unitary matrix $\mathbf{V}_{\mathbf{H}_k}$ is defined by the SVD

$$\mathbf{\Pi}_k^{-\frac{1}{2}} \widehat{\mathbf{H}}_k = \mathbf{U}_{\mathbf{H}_k} \mathbf{\Lambda}_{\mathbf{H}_k} \mathbf{V}_{\mathbf{H}_k}^H \text{ with } \mathbf{\Lambda}_{\mathbf{H}_k} \searrow, \quad (145)$$

and

$$\mathbf{\Pi}_k = \sigma_n^2 \mathbf{I} + \sum_{k=1}^K P_k r_{b_k} \mathbf{R}_{\mathbf{R},k} + \sum_{j \neq k} \widehat{\mathbf{H}}_j \mathbf{Q}_j \widehat{\mathbf{H}}_j^H. \quad (146)$$

Computation of μ_k , $\forall k$: In Conclusion 10.1, the scalar μ_k can be computed based on the following equality

$$\text{Tr}(\mathbf{Q}_k) = P_{k,1}. \quad (147)$$

In this case, the computation of μ_k is a standard iterative water-filling solution [27].

3) *Suboptimal solutions for P10*: For the general case, the solution given by Conclusion 10 is not in closed-form. From Conclusion 10, it can be seen that the following scalar terms,

$$\alpha = \sum_{k=1}^K \text{Tr}(\mathbf{Q}_k \mathbf{R}_{\mathbf{T},k}), \quad (148)$$

$$\beta_k = \text{Tr} \left(\left(\mathbf{\Sigma}_k^{-1} - \left(\mathbf{\Sigma}_k + \widehat{\mathbf{H}}_k \mathbf{Q}_k \widehat{\mathbf{H}}_k^H \right)^{-1} \right) \mathbf{R}_{\mathbf{R},k} \right), 1 \leq k \leq K, \quad (149)$$

are required to compute Φ_k and \mathbf{K}_k . Clearly, α and β_k depend on \mathbf{Q}_k , $1 \leq k \leq K$. When using an iterative algorithm to suboptimally compute the solutions of Conclusion 10, therefore, in each iteration, we can use the values of \mathbf{Q}_k , $1 \leq k \leq K$, obtained in the previous iteration, to calculate α and β_k . The simulation results show that this iterative algorithm enjoys a good performance.

To avoid the possible slow convergence difficulty, an alternative is to adopt its non-iterative approximation. Specifically, we use the maximum of α , denoted as α_{\max} , which is the solution of the following optimization

$$\begin{aligned} \max \quad & \sum_{k=1}^K \text{Tr}(\mathbf{Q}_k \mathbf{R}_{\mathbf{T},k}), \\ \text{s.t.} \quad & \text{Tr}(\mathbf{\Omega}_{k,i} \mathbf{Q}_k) \leq P_{k,i}, 1 \leq i \leq I_k, 1 \leq k \leq K. \end{aligned} \quad (150)$$

Note that given α , $\mathbf{\Sigma}_k$ is a constant, and thus we can replace β_k with its corresponding maximum, which is given by

$$\beta_{k,\max} = \text{Tr}(\mathbf{\Sigma}_k^{-1} \mathbf{R}_{\mathbf{R},k}). \quad (151)$$

B. MU MIMO Downlink

1) *Perfect CSI*: In downlink, the BS sends the user-related information to all the K users. For the perfect CSI case and under multiple weighted power constraints, the transmission covariance matrices optimization problem for the sum-capacity maximization is formulated as

$$\begin{aligned} \mathbf{P11} : \quad & \min_{\{\mathbf{Q}_k\}_{k=1}^K} \sum_{k=1}^K -\log |\mathbf{I} + \mathbf{\Sigma}_k^{-1} \mathbf{H}_k \mathbf{Q}_k \mathbf{H}_k^H|, \\ \text{s.t.} \quad & \text{Tr}(\mathbf{\Omega}_i \sum_{k=1}^K \mathbf{Q}_k) \leq P_i, 1 \leq i \leq I, \\ & \mathbf{Q}_k \succeq \mathbf{0}, 1 \leq k \leq K, \end{aligned} \quad (152)$$

where $\mathbf{\Omega}_i$ is the i th constraint's weighting matrix and P_i is the corresponding power limit, while

$$\mathbf{\Sigma}_k = \mathbf{R}_{\mathbf{n}_k} + \mathbf{H}_k \sum_{j \neq k} \mathbf{Q}_j \mathbf{H}_k^H, \quad (153)$$

and $\mathbf{R}_{\mathbf{n}_k}$ is the noise covariance matrix at user k . The full KKT conditions of **P11** are

$$\begin{cases} \mathbf{H}_k^H \left(\mathbf{\Sigma}_k + \mathbf{H}_k \mathbf{Q}_k \mathbf{H}_k^H \right)^{-1} \mathbf{H}_k = \sum_{i=1}^I \mu_i \mathbf{\Omega}_i + \sum_{j \neq k} \mathbf{H}_j^H \\ \quad \times \left(\mathbf{\Sigma}_j^{-1} - \left(\mathbf{\Sigma}_j + \mathbf{H}_j \mathbf{Q}_j \mathbf{H}_j^H \right)^{-1} \right) \mathbf{H}_j - \mathbf{\Psi}_k, 1 \leq k \leq K, \\ \mu_i \geq 0, \mu_i \left(\text{Tr}(\mathbf{\Omega}_i \sum_{k=1}^K \mathbf{Q}_k) - P_i \right) = 0, \\ \text{Tr}(\mathbf{\Omega}_i \sum_{k=1}^K \mathbf{Q}_k) \leq P_i, 1 \leq i \leq I, \\ \text{Tr}(\mathbf{Q}_k \mathbf{\Psi}_k) = 0, \mathbf{\Psi}_k \succeq \mathbf{0}, \mathbf{Q}_k \succeq \mathbf{0}, 1 \leq k \leq K, \end{cases} \quad (154)$$

where $\mathbf{\Psi}_k$ is the Lagrangian multiplier related to $\mathbf{Q}_k \succeq \mathbf{0}$. Based on Theorem 1 and introducing auxiliary variables $\tilde{\mu}_k$ for $1 \leq k \leq K$, the following conclusion is obtained.

Conclusion 11 *The optimal transmission covariance matrices for P11 satisfy the following structure*

$$\begin{aligned} \mathbf{Q}_k &= \Phi_k^{-\frac{1}{2}} [\mathbf{V}_{\mathbf{H}_k}]_{:,1:N} \left(\tilde{\mu}_k^{-1} \mathbf{I} - [\mathbf{\Lambda}_{\mathbf{H}_k}]_{1:N,1:N}^{-2} \right)^+ \\ &\quad \times [\mathbf{V}_{\mathbf{H}_k}]_{:,1:N}^H \Phi_k^{-\frac{1}{2}}, 1 \leq k \leq K, \end{aligned} \quad (155)$$

where

$$\begin{aligned} \Phi_k &= \sum_{i=1}^I \frac{\mu_i}{\mu_k} \mathbf{\Omega}_i + \frac{1}{\mu_k} \sum_{j \neq k} \mathbf{H}_j^H \\ &\quad \times \left(\mathbf{\Sigma}_j^{-1} - \left(\mathbf{\Sigma}_j + \mathbf{H}_j \mathbf{Q}_j \mathbf{H}_j^H \right)^{-1} \right) \mathbf{H}_j, \end{aligned} \quad (156)$$

and the unitary matrix $\mathbf{V}_{\mathbf{H}_k}$ is defined by the following SVD

$$\mathbf{\Sigma}_k^{-\frac{1}{2}} \mathbf{H}_k \Phi_k^{-\frac{1}{2}} = \mathbf{U}_{\mathbf{H}_k} \mathbf{\Lambda}_{\mathbf{H}_k} \mathbf{V}_{\mathbf{H}_k}^H \text{ with } \mathbf{\Lambda}_{\mathbf{H}_k} \searrow. \quad (157)$$

Computation of μ_i , $\forall i$: In the MU MIMO downlink communications under multiple weighted power constraint and perfect CSI, the computation of \mathbf{Q}_k is performed in an iterative manner. The auxiliary variable $\tilde{\mu}_k$ in (155) and (156) cancels output each other and, therefore, there is no need to compute it. The remaining variables $\mu_i, \forall i$, are computed using subgradient algorithms.

2) *Imperfect CSI*: When the CSI error is present, a similar model to (135) is adopted. But in this case, the BS has the single transmit correlation matrix $\mathbf{R}_{\mathbf{T}}$ and the k th user's receive correlation matrix is denoted by $\mathbf{R}_{\mathbf{R},k}$. Further assuming the white noises at the users' receivers, i.e., $\mathbf{R}_{\mathbf{n}_k} = \sigma_{\mathbf{n}_k}^2 \mathbf{I}$, the sum-capacity maximization problem can be written in the following form

$$\begin{aligned} \mathbf{P12} : \quad & \min_{\{\mathbf{Q}_k\}_{k=1}^K} \sum_{k=1}^K -\log |\mathbf{I} + \mathbf{\Sigma}_k^{-1} \widehat{\mathbf{H}}_k \mathbf{Q}_k \widehat{\mathbf{H}}_k^H|, \\ \text{s.t.} \quad & \text{Tr}(\mathbf{\Omega}_i \sum_{k=1}^K \mathbf{Q}_k) \leq P_i, 1 \leq i \leq I, \\ & \mathbf{Q}_k \succeq \mathbf{0}, 1 \leq k \leq K, \end{aligned} \quad (158)$$

where

$$\mathbf{\Sigma}_k = \sigma_{\mathbf{n}_k}^2 \mathbf{I} + \text{Tr} \left(\sum_{k=1}^K \mathbf{Q}_k \mathbf{R}_{\mathbf{T}} \right) \mathbf{R}_{\mathbf{R},k} + \widehat{\mathbf{H}}_k \sum_{j \neq k} \mathbf{Q}_j \widehat{\mathbf{H}}_k^H. \quad (159)$$

The full KKT conditions of **P12** are derived as

$$\begin{cases} \widehat{\mathbf{H}}_k^H \left(\boldsymbol{\Sigma}_k + \widehat{\mathbf{H}}_k \mathbf{Q}_k \widehat{\mathbf{H}}_k^H \right)^{-1} \widehat{\mathbf{H}}_k = \sum_{i=1}^I \mu_i \boldsymbol{\Omega}_i \\ + \sum_{k=1}^K \text{Tr} \left(\left(\boldsymbol{\Sigma}_k^{-1} - \left(\boldsymbol{\Sigma}_k + \widehat{\mathbf{H}}_k \mathbf{Q}_k \widehat{\mathbf{H}}_k^H \right)^{-1} \right) \mathbf{R}_{R,k} \right) \mathbf{R}_T \\ + \sum_{j \neq k} \widehat{\mathbf{H}}_j^H \left(\boldsymbol{\Sigma}_j^{-1} - \left(\boldsymbol{\Sigma}_j + \widehat{\mathbf{H}}_j \mathbf{Q}_j \widehat{\mathbf{H}}_j^H \right)^{-1} \right) \widehat{\mathbf{H}}_j - \boldsymbol{\Psi}_k, \\ \mu_i \geq 0, \mu_i \left(\text{Tr} \left(\boldsymbol{\Omega}_i \sum_{k=1}^K \mathbf{Q}_k \right) - P_i \right) = 0, \\ \text{Tr} \left(\boldsymbol{\Omega}_i \sum_{k=1}^K \mathbf{Q}_k \right) \leq P_i, 1 \leq i \leq I, \\ \text{Tr}(\mathbf{Q}_k \boldsymbol{\Psi}_k) = 0, \boldsymbol{\Psi}_k \succeq \mathbf{0}, \mathbf{Q}_k \succeq \mathbf{0}, 1 \leq k \leq K. \end{cases} \quad (160)$$

Based on Theorem 1, the following conclusion is obtained.

Conclusion 12 *The optimal transmission covariance matrices for **P12** satisfies the following structure*

$$\begin{aligned} \mathbf{Q}_k &= \Phi_k^{-\frac{1}{2}} [\mathbf{V}_{\mathbf{H}_k}]_{:,1:N} \left(\tilde{\mu}_k^{-1} \mathbf{I} - [\boldsymbol{\Lambda}_{\mathbf{H}_k}]_{1:N,1:N}^{-2} \right)^+ \\ &\times [\mathbf{V}_{\mathbf{H}_k}]_{:,1:N}^H \Phi_k^{-\frac{1}{2}}, 1 \leq k \leq K, \end{aligned} \quad (161)$$

where Φ_k is defined by

$$\begin{aligned} \Phi_k &= \sum_{i=1}^I \frac{\mu_i}{\tilde{\mu}_k} \boldsymbol{\Omega}_i \\ &+ \frac{1}{\tilde{\mu}_k} \sum_{k=1}^K \text{Tr} \left(\left(\boldsymbol{\Sigma}_k^{-1} - \left(\boldsymbol{\Sigma}_k + \widehat{\mathbf{H}}_k \mathbf{Q}_k \widehat{\mathbf{H}}_k^H \right)^{-1} \right) \mathbf{R}_{R,k} \right) \mathbf{R}_T \\ &+ \frac{1}{\tilde{\mu}_k} \sum_{j \neq k} \widehat{\mathbf{H}}_j^H \left(\boldsymbol{\Sigma}_j^{-1} - \left(\boldsymbol{\Sigma}_j + \widehat{\mathbf{H}}_j \mathbf{Q}_j \widehat{\mathbf{H}}_j^H \right)^{-1} \right) \widehat{\mathbf{H}}_j, \end{aligned} \quad (162)$$

and the unitary matrix $\mathbf{V}_{\mathbf{H}_k}$ is defined by the SVD

$$\boldsymbol{\Sigma}_k^{-\frac{1}{2}} \widehat{\mathbf{H}}_k \Phi_k^{-\frac{1}{2}} = \mathbf{U}_{\mathbf{H}_k} \boldsymbol{\Lambda}_{\mathbf{H}_k} \mathbf{V}_{\mathbf{H}_k}^H \text{ with } \boldsymbol{\Lambda}_{\mathbf{H}_k} \searrow. \quad (163)$$

3) *Suboptimal Solution for **P12***: In the general case, the solution given by Conclusion 12 is not in closed-form, and thus fixed point methods must be used to numerically compute the solution from the complicated solution form given in Conclusion 12. From Conclusion 12, it can be seen that the main difficulty comes from the following two scalar terms in $\boldsymbol{\Sigma}_k$ and Φ_k , denoted as α and β , respectively,

$$\alpha = \text{Tr} \left(\sum_{k=1}^K \mathbf{Q}_k \mathbf{R}_T \right), \quad (164)$$

$$\beta = \sum_{k=1}^K \text{Tr} \left(\left(\boldsymbol{\Sigma}_k^{-1} - \left(\boldsymbol{\Sigma}_k + \widehat{\mathbf{H}}_k \mathbf{Q}_k \widehat{\mathbf{H}}_k^H \right)^{-1} \right) \mathbf{R}_{R,k} \right), \quad (165)$$

which depends on $\mathbf{Q}_k, \forall k$. An iterative algorithm can be used to compute the solution of Conclusion 12. Specifically, in each iteration the values of $\mathbf{Q}_k, \forall k$, obtained in the previous iteration are used to calculate α and β . The simulation results show that this algorithm enjoys a good performance.

Alternatively, a non-iterative approximation can be adopted. Note that the maximum of α, α_{\max} , is the solution of the following optimization

$$\begin{aligned} \max \quad & \text{Tr} \left(\sum_{k=1}^K \mathbf{Q}_k \mathbf{R}_T \right), \\ \text{s.t.} \quad & \text{Tr} \left(\boldsymbol{\Omega}_i \sum_{k=1}^K \mathbf{Q}_k \right) \leq P_i, 1 \leq i \leq I. \end{aligned} \quad (166)$$

For given $\alpha, \boldsymbol{\Sigma}_k$ becomes a constant. For any given $\boldsymbol{\Sigma}_k$, the maximum of β is

$$\beta_{\max} = \sum_{k=1}^K \text{Tr}(\boldsymbol{\Sigma}_k^{-1} \mathbf{R}_{R,k}). \quad (167)$$

By using α_{\max} and β_{\max} to replace α and β , we readily obtain a suboptimal solution of **P12**.

Remark 3 *The optimization problems **P9** and **P11** were studied in [24] and [27], respectively. But our proposed method is more straightforward and furthermore it avoids the turning-off effect. The optimization problems **P10** and **P12** have not been found in the existing open literature.*

Based on our results, it can be discovered that multiple weighted power constraints have the same impact as CSI errors in MU MIMO uplink. It is also revealed that in the special case of MU MIMO uplink with the sum power constraint and only the receive antenna correlation, the optimal solution is in closed-form as given in Conclusion 10.1. The general solutions given in Conclusions 9 to 12 require iterative numerical algorithms to solve them.

For MU MIMO optimizations, the sum-MSE minimization is not considered in this work because: 1) the structure of the optimal solution for MU-MIMO uplink cannot be derived directly based on its KKT conditions, and 2) the optimization solution has different structure from that for the capacity maximization. Naturally, the sum-MSE minimization problem can be handled via numerical convex optimization methods, such as semi-definite programming (SDP), second order cone programming (SOCP), etc. [43]. But such solutions provide little insights and are not closely related to the main theme of this paper. Interested readers are referred to [43] and the references therein.

VI. TRANSMISSION COVARIANCE MATRIX OPTIMIZATION FOR MIMO NETWORKS

In our MIMO network, multiple sources communicate with multiple destinations and every node is equipped with multiple antennas. Each source node can send distinct information to several destinations simultaneously, and every destination can receive distinct signals from several sources. To formulate the transmission covariance matrix optimization for this very general MIMO network, we use the links between the sources and the destinations as basic elements in the system modeling. Because wireless communications are discussed, for any source node and destination node, there always exists a link. For each channel link there is at most one desired signal. When the destination of the link does not want to communicate with

the source of the link, the signal transmitted by the source of the link becomes the interference to the destination through the link. Moreover, CSI error has to be taken into account.

The network links' parameters are first defined. Denote the index set of destination nodes by \mathcal{D} and the index set of source nodes by \mathcal{S} , respectively. Moreover, the index set of links is denoted by \mathcal{L} . Let $\psi_{D,r}$ be the link set whose destination node is node r . In other words, a desired signal to node r exists on each link of $\psi_{D,r}$. The symbol $v(l)$ represents the index for the desired signal vector on link l , whose covariance matrix is denoted as $\mathbf{Q}_{v(l)}$. If there is no desired signal, $v(l) = \text{null}$ and $\mathbf{Q}_{\text{null}} = \mathbf{0}$. The symbol ψ_l denotes the index set for all the signal transmitted in the l th link and ξ_s is the index set of all the signal transmitted from the s th source. Note that if the s th node is the source node of the l th link, $\psi_l = \xi_s$. A signal on a given link cannot be both desired signal and interference simultaneously. Similar to the channel models of the previous sections, for the l th link, the channel matrix is given by

$$\mathbf{H}_l = \widehat{\mathbf{H}}_l + \mathbf{R}_{R,l}^{\frac{1}{2}} \mathbf{H}_{W,l} \mathbf{R}_{T,l}^{\frac{1}{2}}, \quad (168)$$

where $\widehat{\mathbf{H}}_l$ is the estimated channel matrix and $\mathbf{R}_{R,l}^{\frac{1}{2}} \mathbf{H}_{W,l} \mathbf{R}_{T,l}^{\frac{1}{2}}$ is the corresponding channel estimation error. Also again the elements of $\mathbf{H}_{W,l}$ are i.i.d. Gaussian distributed, obeying $\mathcal{CN}(0, 1)$, the positive definite matrices $\mathbf{R}_{R,l}$ and $\mathbf{R}_{T,l}$ are the receive and transmit correlation matrices, respectively.

A. Capacity Maximization for MIMO Network

The capacity maximization for the MIMO network with imperfect CSI and under multiple weighted power constraints can be formulated as

$$\begin{aligned} \mathbf{P13}: \quad & \max_{\{\mathbf{Q}_i, i \in \xi_s, \forall s \in \mathcal{S}\}} \sum_{\forall r \in \mathcal{D}} \log \left| \mathbf{I} + \boldsymbol{\Sigma}_r^{-1} \sum_{l \in \psi_{D,r}} \left(\widehat{\mathbf{H}}_l \mathbf{Q}_{v(l)} \widehat{\mathbf{H}}_l^H \right) \right|, \\ \text{s.t.} \quad & \text{Tr} \left(\boldsymbol{\Omega}_{s,m} \sum_{i \in \xi_s} \mathbf{Q}_i \right) \leq P_{s,m}, 1 \leq m \leq I_s, \forall s \in \mathcal{S}, \\ & \mathbf{Q}_i \succeq \mathbf{0}, \forall i \in \xi_s, \forall s \in \mathcal{S}, \end{aligned} \quad (169)$$

where $\boldsymbol{\Omega}_{l,m}$ is the m th weighting matrix of the source node of link l and $P_{l,m}$ is the corresponding power threshold, while

$$\begin{aligned} \boldsymbol{\Sigma}_r = & \mathbf{R}_{n_r} + \sum_{i \in \psi_{D,r}} \left(\widehat{\mathbf{H}}_i \sum_{j \in \psi_i, j \neq v(i)} \mathbf{Q}_j \widehat{\mathbf{H}}_i^H \right) \\ & + \sum_{i \in \psi_{D,r}} \text{Tr} \left(\sum_{j \in \psi_i} \mathbf{Q}_j \mathbf{R}_{T,i} \right) \mathbf{R}_{R,i}, \end{aligned} \quad (170)$$

and \mathbf{R}_{n_r} is the noise covariance matrix of the link with destination node r . In this optimization problem, the covariance matrix of the desired signal vector on each link is the optimization variable.

The corresponding KKT conditions for the covariance matrices of the desired signals on links l , where $l \in \psi_{D,r}$, $\forall r \in \mathcal{D}$, are given in (171). In (171), $D(l)$ and $S(l)$ denote the destination node and source node of link l , respectively. Based on these definitions, we have $r = D(l)$ in the KKT conditions (171), and the link set $\pi_{v(l)}$ consists of the links on which the $v(l)$ -th signal vector (whose covariance matrix is $\mathbf{Q}_{v(l)}$) is transmitted. For the optimization of $\{\mathbf{Q}_{v(l)}\}$, the following conclusion can be obtained based on Theorem 1.

Conclusion 13 *The optimal transmission covariance matrices $\{\mathbf{Q}_{v(l)}\}$ of P13 have the following structure*

$$\begin{aligned} \mathbf{Q}_{v(l)} = & \Phi_l^{-\frac{1}{2}} [\mathbf{V}_{\mathbf{H}_l}]_{:,1:N} \left(\mu_l^{-1} \mathbf{I} - [\boldsymbol{\Lambda}_{\mathbf{H}_l}]_{1:N,1:N}^{-2} \right)^+ \\ & \times [\mathbf{V}_{\mathbf{H}_l}]_{:,1:N}^H \Phi_l^{-\frac{1}{2}}, \end{aligned} \quad (172)$$

where Φ_l is defined as

$$\begin{aligned} \Phi_l = & \frac{1}{\mu_l} \sum_{m=1}^{I_{S(l)}} \mu_{S(l),m} \boldsymbol{\Omega}_{S(l),m} + \frac{1}{\mu_l} \sum_{i \in \pi_{v(l)}, m=D(i)} \text{Tr} \left(\boldsymbol{\Sigma}_m^{-1} - \left(\boldsymbol{\Sigma}_m \right. \right. \\ & \left. \left. + \sum_{j \in \psi_{D,m}} \widehat{\mathbf{H}}_j \mathbf{Q}_{v(j)} \widehat{\mathbf{H}}_j^H \right)^{-1} \mathbf{R}_{R,i} \right) \mathbf{R}_{T,i} + \sum_{i \in \pi_{v(l)}, i \neq l, m=D(i)} \widehat{\mathbf{H}}_i^H \\ & \times \left(\boldsymbol{\Sigma}_m^{-1} - \left(\boldsymbol{\Sigma}_m + \sum_{j \in \psi_{D,m}} \widehat{\mathbf{H}}_j \mathbf{Q}_{v(j)} \widehat{\mathbf{H}}_j^H \right)^{-1} \right) \widehat{\mathbf{H}}_i - \boldsymbol{\Psi}_l, \end{aligned} \quad (173)$$

and the unitary matrix $\mathbf{V}_{\mathbf{H}_l}$ is defined by the following SVD

$$\Pi_l^{-\frac{1}{2}} \widehat{\mathbf{H}}_l \Phi_l^{-\frac{1}{2}} = \mathbf{U}_{\mathbf{H}_l} \boldsymbol{\Lambda}_{\mathbf{H}_l} \mathbf{V}_{\mathbf{H}_l}^H \text{ with } \boldsymbol{\Lambda}_{\mathbf{H}_l} \searrow, \quad (174)$$

in which

$$\Pi_l = \boldsymbol{\Sigma}_l + \sum_{i \in \psi_{D,r}, i \neq l} \widehat{\mathbf{H}}_i \mathbf{Q}_{v(i)} \widehat{\mathbf{H}}_i^H. \quad (175)$$

Due to the nonconvex nature of the covariance matrix optimization for MIMO networks, the solution given by Conclusion 13 is not a closed-form solution. In fact, even for the special case with perfect CSI, this solution is not a closed-form solution either. Therefore, the solution of Conclusion 13 has to be computed using some numerical algorithms such as fixed point algorithms. Comparing the solutions of P13 and P1, we discover that despite the complicated relationships

$$\begin{cases} \widehat{\mathbf{H}}_l^H \left(\boldsymbol{\Sigma}_r + \sum_{i \in \psi_{D,r}} \widehat{\mathbf{H}}_i \mathbf{Q}_{v(i)} \widehat{\mathbf{H}}_i^H \right)^{-1} \widehat{\mathbf{H}}_l = \sum_{m=1}^{I_{S(l)}} \mu_{S(l),m} \boldsymbol{\Omega}_{S(l),m} + \sum_{i \in \pi_{v(l)}, m=D(i)} \text{Tr} \left(\left(\boldsymbol{\Sigma}_m^{-1} - \left(\boldsymbol{\Sigma}_m + \sum_{j \in \psi_{D,m}} \widehat{\mathbf{H}}_j \mathbf{Q}_{v(j)} \widehat{\mathbf{H}}_j^H \right)^{-1} \right) \mathbf{R}_{R,i} \right) \mathbf{R}_{T,i} \\ + \sum_{i \in \pi_{v(l)}, i \neq l, m=D(i)} \widehat{\mathbf{H}}_i^H \left(\boldsymbol{\Sigma}_m^{-1} - \left(\boldsymbol{\Sigma}_m + \sum_{j \in \psi_{D,m}} \widehat{\mathbf{H}}_j \mathbf{Q}_{v(j)} \widehat{\mathbf{H}}_j^H \right)^{-1} \right) \widehat{\mathbf{H}}_i - \boldsymbol{\Psi}_l, \\ \mu_{S(l),m} \geq 0, \mu_{S(l),m} \left(\text{Tr} \left(\boldsymbol{\Omega}_{S(l),m} \sum_{i \in \xi_{S(l)}} \mathbf{Q}_i \right) - P_{S(l),m} \right) = 0, \text{Tr} \left(\boldsymbol{\Omega}_{S(l),m} \sum_{i \in \xi_{S(l)}} \mathbf{Q}_i \right) \leq P_{S(l),m}, 1 \leq m \leq I_{S(l)}, \\ \text{Tr}(\mathbf{Q}_{v(l)} \boldsymbol{\Psi}_l) = 0, \boldsymbol{\Psi}_l \succeq \mathbf{0}, \mathbf{Q}_{v(l)} \succeq \mathbf{0}, \end{cases} \quad (171)$$

between the covariance matrices at different nodes in **P13**, the roles of the covariance matrices and the correlation matrices of channel errors are very simple. Specifically, some involved matrix variables work just as parts of the equivalent noise covariance matrix, but the others contribute to the weights on transmit covariance matrices.

B. Suboptimal Solutions for **P13**

From Conclusion 13, it can be seen that the main difficulty in computing the solution of **P13** comes from the following scalar terms in Σ_r and Φ_l , denoted as α_r and $\beta_{l,i}$, respectively,

$$\begin{aligned}\alpha_r &= \sum_{i \in \psi_{D,r}} \text{Tr} \left(\sum_{j \in \psi_i} \mathbf{Q}_j \mathbf{R}_{T,i} \right) \mathbf{R}_{R,i}, \\ \beta_{l,i} &= \text{Tr} \left(\Sigma_m^{-1} - \left(\Sigma_m + \sum_{j \in \psi_{D,m}} \left(\widehat{\mathbf{H}}_j \mathbf{Q}_{v(j)} \widehat{\mathbf{H}}_j^H \right) \right)^{-1} \mathbf{R}_{R,i} \right), \\ i &\in \pi_{v(l)}, m = D(i).\end{aligned}\quad (177)$$

By using the fixed point algorithm, an iterative algorithm can be adopted to compute the solutions of Conclusion 13. Specifically, in each iteration, \mathbf{Q}_j in α_r and $\beta_{l,i}$ can be replaced by their values in the previous iteration. The simulation results show that this approach enjoys good performance, but this method suffers from some drawbacks, including the need to select good initial \mathbf{Q}_j and potentially slow convergence.

Alternatively, an non-iterative approximation can be employed. Note that the maximum of α_r is the solution of the following optimization

$$\begin{aligned}\max \quad & \sum_{i \in \psi_{D,r}} \text{Tr} \left(\sum_{j \in \psi_i} \mathbf{Q}_j \mathbf{R}_{T,i} \right) \mathbf{R}_{R,i}, \\ \text{s.t.} \quad & \text{Tr} \left(\Omega_{s,m} \sum_{i \in \xi_s} \mathbf{Q}_i \right) \leq P_{s,m}, 1 \leq m \leq I_s, \\ & s = S(i), \forall i \in \psi_{D,r}.\end{aligned}\quad (178)$$

Given the solution of (178), $\alpha_{\max,r}$, Σ_l becomes a constant. For any given Σ_l , an upper bound of $\beta_{l,i}$ is

$$\beta_{\max,l,i} = \text{Tr} \left(\Sigma_m^{-1} \mathbf{R}_{R,i} \right), i \in \pi_{v(l)}, m = D(i). \quad (179)$$

A suboptimal solution of Conclusion 13 can readily be obtained by substituting α_r and $\beta_{l,i}$ with $\alpha_{\max,r}$ and $\beta_{\max,l,i}$.

The optimization problem **P13** is formulated according to network links where the channel estimation errors are taken into account. This formulation is much clearer than the work presented in [28]. Moreover, Theorem 1 is readily applicable to **P13**. To our best knowledge, the transmission covariance matrix optimization for MIMO networks with imperfect CSI is regarding as an open problem in the existing literature. Similar to the weighted minimum-mean-squared-error (WMMSE) algorithm [44], which is an iterative optimization algorithm, our proposed solution also has a very wide range of applications, and can be used as a benchmark algorithm for the transceiver optimization for many complicated MIMO systems.

Remark 4 *Centralized optimization requires full CSI at the processing center. For networks consisting of a large number of nodes, timely CSI sharing among all nodes is very challenging and may even be impractical. Thus distributed optimization*

algorithms are preferred, which require local or limited CSI only. Nowadays, great efforts have been devoted to distributed designs. The key challenge in distributed designs is how to decompose the overall optimization problem into a series of low-complexity subproblems to be handled at different nodes with limited information sharing among these subproblems. A common practice is to scrutinize the centralized optimization problem or its solution structure to find a viable decomposition. In our work, the structures of the optimal solutions for many MIMO design problems are derived, which may facilitate distributed algorithm designs. But as this paper is on the centralized MIMO designs based on KKT conditions, distributed algorithms are beyond the scope of this paper.

VII. SUMMARIES

In this section, we summarize this paper, by clarifying our distinct contributions for each of the problems considered in previous sections and explaining the connections among these problems. First of all, the major contribution of this paper is the proposal of a unified framework to derive the optimal structure of the transmission covariance matrix/matrices based on the KKT conditions. Since the KKT conditions are necessary conditions for the optimal solutions, the structure derived from the KKT conditions must hold at the optimal solutions, i.e., the optimal solutions must have the structure derived from the KKT conditions. This is applicable to convex optimization problems and nonconvex ones alike. In the following, our specific contributions of the aforementioned optimization problems are recapped.

For the capacity maximization problem **P1** and the MSE minimization problem **P2** for SU MIMO systems with perfect CSI and a weighted sum power constraint, the optimal solutions have been derived in the literature [11], [12]. But our proposed method is different in the following three aspects. First, we solve these two different optimization problems using the same framework and case-by-case studies are avoided. Second, the proposed proofs are simpler and more rigorous. In particular, the derivations in [11] take two steps – deriving the diagonalizable structure based on matrix inequality and then deriving water-filling solution based on KKT conditions. By comparison, our work only requires one straightforward step to derive the optimal solutions from the KKT conditions. As pointed out in [36], the work of [12] suffers from the turning-off effect, while our work successfully resolve this problem. Thirdly, the optimal solutions given in Conclusions 1 and 2 are both in closed-form.

For the capacity maximization problem **P3** and the MSE minimization problem **P4** for SU MIMO systems under perfect CSI and multiple weighted power constraints, our distinct contribution is also three-fold. First, although **P3** has been studied in [37], our proposed method is simpler, and it overcomes the turning-off effect as well as removes the restriction that the channel matrix must be column or row full rank. Second, for **P4**, no solution has been discovered before. Based on our proposed unified framework, the optimal solution structure is derived for this problem for the first time. Third, our work reveals that the effect of multiple weighted constraints

are naturally equivalent to a weighted power constraint by comparing the solutions for **P3** and **P4** with those for **P1** and **P2**. Again, the optimal solutions given in Conclusions 3 and 4 are both in closed-form.

For the capacity maximization **P5** and the MSE minimization **P6** for SU MIMO systems with imperfect CSI under a sum power constraint, there exist some studies in the literature [29]–[32] but they are for the special cases with only transmit correlation or receive correlation. This work considers the general cases with both transmit and receive correlation for the both problems, where the structures of the optimal solutions are derived in Conclusions 5 and 6, respectively. The solutions of Conclusions 5 and 6 are entirely new and they are not found in the existing literature. It should be noted that both **P5** and **P6** are nonconvex and, therefore, the KKT conditions are only necessary conditions for the optimality. For the special cases with only transmit correlation or receive correlation, our derived optimal solutions are in closed-form as given by Conclusions 5.1, 5.2, 6.1, and 6.2. Compared with our previous work [29], the derivation in this paper is largely different and considerably simpler. Compared with the works [31], [32], our results do not suffer from the turning-off effect.

The more complicated capacity maximization **P7** and MSE minimization **P8** for MU MIMO systems under imperfect CSI and multiple weighted power constraints, to our best knowledge, are largely open problems in the existing literature. The structures of the optimal solutions for **P7** and **P8** given in Conclusions 7 and 8 are entirely new. Due to the complicated nature of these two problems, the results are not in closed-form, and iterative schemes such as fixed point algorithm are required to compute the solutions. However, we discover that in the special case with only transmit correlation, the optimal solutions can be derived in closed-form as given in Conclusions 7.1 and 8.1. These cases have important practical significance as they are transformable to the MIMO training design problems [31].

For MU MIMO systems, **P9** and **P11** define the sum-capacity maximization problems under perfect CSI and with multiple weighted power constraints for the uplink and the downlink, respectively. Their counterparts with imperfect CSI are presented in **P10** and **P12**. Based on the proposed unified framework, the optimal solution structures are derived for these problems and given in Conclusions 9 to 12. As mentioned in Remark 3, the problems **P9** and **P11** were studied in [24] and [27], respectively. But our proposed method is more straightforward and furthermore it avoids the turning-off effect. The problems **P10** and **P12** have not been found in the existing open literature. The general solutions given in Conclusions 9 to 12 require iterative numerical algorithms to solve them. By examining the results, it can be discovered that multiple weighted power constraints have the same impact as CSI errors in MU MIMO uplink. It is also revealed that in the special case of MU MIMO uplink with sum power constraint and only receive correlation, the optimal solution can be derived in closed-form as given in Conclusion 10.1.

Finally, the general MIMO network is investigated in which there are multiple communication links and on each link there are multiple sources communicate with multiple destinations.

The capacity maximization problem under imperfect CSI is presented in **P13**, which is regarded as an open problem in the existing literature. The optimal structure for the solution of **P13** is given in Conclusion 13, and it can be solved iteratively. Although the MIMO network topology considered is very complicated and general, with the aid of our unified framework given in Theorem 1, we are able to provide the optimal structure of the solution for **P13** in a simple and clear derivation. Our result shows the impacts of different system components and can facilitate the transceiver optimization for general MIMO networks.

VIII. NUMERICAL RESULTS

The importance of the water-filling structure in transmission covariance matrix design is demonstrated by numerical results. Two representative designs are chosen. All the results are obtained by averaging over 500 independent channel realizations.

A. Simulation Results on MU MIMO Uplink

We consider the MU-MIMO uplink, where two users each with 4 antennas communicate with the BS equipped with 8 antennas. The signal-to-noise ratio (SNR) of the k th user is defined as P_k/σ_n^2 , where P_k is the sum transmit power across all the transmit antennas of user k and σ_n^2 is the noise power at each receive antenna of the BS. Without loss of generality, in our simulation, the same SNR value is used for the both users, i.e., $P_1/\sigma_n^2 = P_2/\sigma_n^2 = P/\sigma_n^2$. Per-antenna power constraint is considered for each user, where the power limit for the four antennas are set to 1.6, 1.2, 0.8 and 0.4, respectively. In general, the power ratios between different antennas can be arbitrarily chosen. Here we set the power limits to be significantly different so that the difference from the case with a sum power constraint is sufficiently large. The widely used Kronecker correlation model is adopted, i.e., the (i, j) -th elements of \mathbf{R}_R and $\mathbf{R}_{T,k}$ are given respectively by $[\mathbf{R}_R]_{i,j} = r_r^{|i-j|}$ and $[\mathbf{R}_{T,k}]_{i,j} = r_{t_k}^{|i-j|}$. Note that in uplink, the receive antenna correlation matrix \mathbf{R}_R is the same for

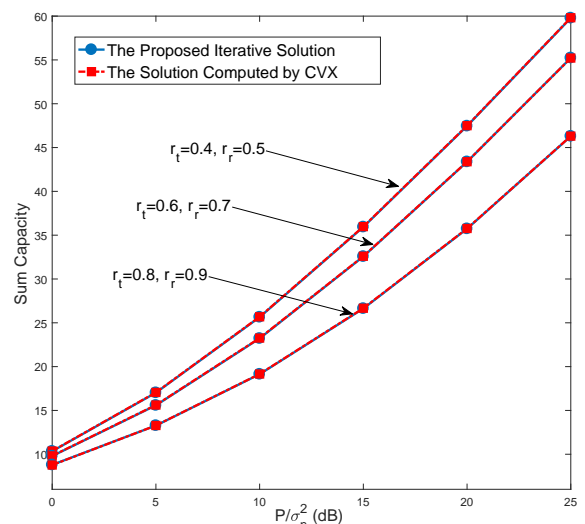


Fig. 2. Performance comparisons between the proposed iterative solution and the solution computed by the CVX for MU MIMO uplink.

different users. In the simulation, we also set r_{t1} and r_{t2} to the same value of r_t . For this MU MIMO uplink with the perfect CSI, the capacity maximization under per-antenna power constraint belongs to the case of **P9**, and the optimal transmission covariance matrices can be obtained using an iterative procedure based on Conclusion 9. Traditionally, this capacity maximization is solved using numerical algorithms, such as the CVX package [45]. In Fig. 2, the sum-capacity of the proposed solution is compared with that of the solution obtained using the CVX. As expected, both solutions achieve the same optimal performance. Our proposed iterative solution has the additional advantages that it is more straightforward and much simpler.

B. Simulation Results on MIMO Networks

A MIMO network with four nodes, including two sources and two destinations, is considered. All the nodes are equipped with 4 antennas. Both source nodes communicate with both destinations. At each source node, the per-antenna power constraints are set to 2×1.6 , 2×1.2 , 2×0.8 and 2×0.4 (Since each source simultaneously communicates with two destinations, the power limit is doubled). The estimated channel matrix is generated according to $\hat{\mathbf{H}}_k = \mathbf{R}_{R,k}^{\frac{1}{2}} \hat{\mathbf{H}}_{W,k} \mathbf{R}_{T,k}^{\frac{1}{2}}$ [30]. As discussed in [30], this model represents some practical channel estimators, and it is equivalent to the channel model (168). Specifically, the elements of $\hat{\mathbf{H}}_{W,k}$ and $\mathbf{H}_{W,k}$ are i.i.d. Gaussian random variables. The variance of every element of $\mathbf{H}_{W,k}$ is set to σ_e^2 and that of $\hat{\mathbf{H}}_{W,k}$ is $1 - \sigma_e^2$. Thus, the elements of \mathbf{H}_k all have unit variance. The capacity maximization for MIMO networks with imperfect CSI is presented in **P13** and the optimal solution is provided in Conclusion 13. Naturally, our solution is equally applicable to the perfect CSI case by setting the channel error to zero, i.e., $\sigma_e^2 = 0$.

In Fig. 3, the sum-capacity achieved by our proposed solution is shown for the case of perfect CSI, where two

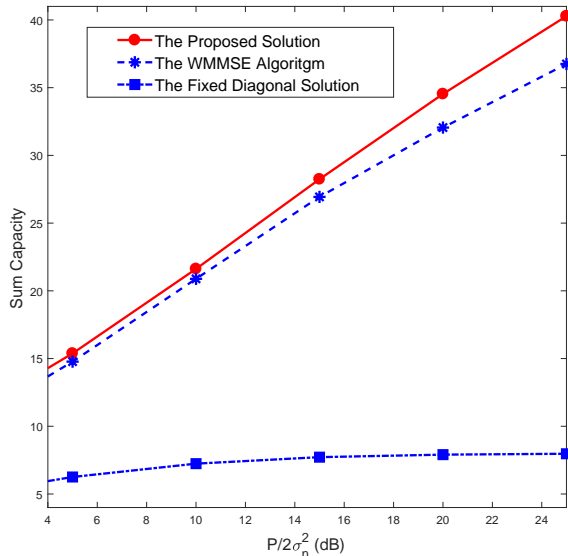


Fig. 3. Performance comparison between the proposed solution, the fixed diagonal solution, and the WMMSE solution for MIMO network with perfect CSI given $r_t = 0.4$ and $r_r = 0.5$.

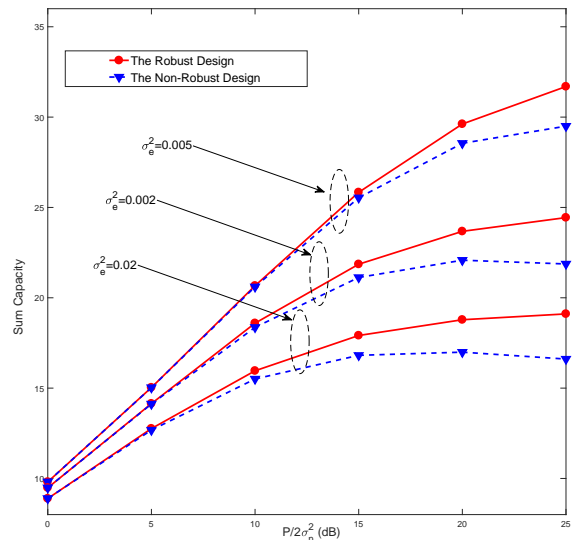


Fig. 4. The performance comparisons between the robust solution and non-robust solution for MIMO network with imperfect CSI given $r_t = 0.4$ and $r_r = 0.5$.

existing solutions are also shown as the benchmarks. For the first benchmark solution, the two signal covariance matrices at the two source nodes are set to the diagonal matrices that satisfy the respective per-antenna power constraints. The other benchmark algorithm is the WMMSE solution, which is detailed in Appendix A. Not surprisingly, the fixed diagonal solution has the worst performance, as it does not consider the mutual interference between different signals. The WMMSE solution performs much better than the fixed diagonal solution as it optimizes the mutual interference mitigation. It can be seen that our proposed solution attains the best performance.

For the case of imperfect CSI, the sum-capacity performance of our proposed solution as given in Conclusion 13 is shown in Fig. 4, where it can be observed that the proposed solution has better performance than its non-robust counterpart that takes the estimated CSI as the true CSI.

IX. CONCLUSIONS

For MIMO systems, the key task of many transceiver optimization problems is to optimize the covariance matrices of the transmitted signals. In this paper, a general unified framework has been proposed for deriving the water-filling structures of the optimal covariance matrices based on KKT conditions. From the general solution for the unified framework, interesting and important underlying relationships among the solutions of different MIMO optimization designs have been revealed, which help us to understand the related existing works much better. Furthermore, the unified framework and its general solution have been applied to a wide range of applications, including complicated MIMO networks with multiple communication links and systems with imperfect CSI, to discover the new solutions that do not exist in the open literature or outperform the existing solutions. For example, it has been shown that our proposed solution attains higher capacity for MIMO transceiver optimization in complicated network settings than the WMMSE algorithm.

APPENDIX

A. The WMMSE Algorithm

To our best knowledge, transforming the sum-rate or sum-capacity maximization into a WMMSE problem was firstly proposed in [44], and extensions by other researchers followed it. In [46], the authors extended the WMMSE algorithm to MIMO interference broadcasting systems. In [43], the WMMSE algorithm was extended to more general networks, e.g., multi-hop cooperative networks with multiple sources, relays, and destinations, where all nodes are equipped with multiple antennas and each source node communicates with all destination nodes. The channel information was assumed to be imperfect with Gaussian errors.

A brief description to the WMMSE algorithm used in our simulation is given below. We would like to highlight that the following algorithm is more general than the one in [46] and it is applicable to distributed MIMO networks with channel estimation errors. Naturally, it can directly be applied to the perfect CSI case by the setting the channel error to zero.

The transceiver model for link r is specified by

$$\mathbf{y}_r = \mathbf{H}_r \mathbf{F}_r \mathbf{s}_r + \mathbf{v}_r, \quad (180)$$

where \mathbf{y}_r is the received signal vector at the destination of link r , and the vector \mathbf{s}_r contains all the desired signals to the destination by stacking all the signal vectors of the sources. Without loss of generality, the covariance matrix of \mathbf{s}_r is assumed to be the identity matrix. Furthermore, \mathbf{H}_r comprises all the channel matrices over which the signals are transmitted to the destination, i.e.,

$$\mathbf{H}_r = [\bar{\mathbf{H}}_{i_1} \bar{\mathbf{H}}_{i_2} \cdots \bar{\mathbf{H}}_{i_{N_r}}], \quad i_n \in \psi_{D,r}, \quad (181)$$

where N_r is the cardinality of the set $\psi_{D,r}$. Additionally, \mathbf{F}_r is a block diagonal matrix, defined by

$$\mathbf{F}_r = \text{diagB} \{ \mathbf{F}_{r,1}, \mathbf{F}_{r,2}, \cdots, \mathbf{F}_{r,N_r} \}, \quad (182)$$

whose n th sub-matrix $\mathbf{F}_{r,n}$ is the corresponding precoding matrix for the channel $\bar{\mathbf{H}}_{i_n}$. Finally, \mathbf{v}_r is the composite vector of the additive white noises and the interference signals at the destination of link r , whose covariance matrix is given by

$$\begin{aligned} \Sigma_r = & \mathbf{R}_{n_r} + \sum_{i \in \psi_{I,r}} \left(\bar{\mathbf{H}}_i \sum_{j \in \phi_i} \mathbf{Q}_j \bar{\mathbf{H}}_i^H \right) \\ & + \sum_{i \in \psi_{D,r} \cup \psi_{I,r}} \text{Tr} \left(\sum_{j \in i \cup \phi_i} \mathbf{Q}_j \mathbf{R}_{T,i} \right) \mathbf{R}_{R,i}. \end{aligned} \quad (183)$$

For the perfect CSI case, the third term in the righthand side of (183) becomes zero.

Based on the above transceiver model of link r , the weighted MSE can be expressed as

$$\sum_r \text{Tr} \left(\mathbf{W}_r \mathbb{E} \left\{ (\mathbf{G}_r \mathbf{y}_r - \mathbf{s}_r)(\mathbf{G}_r \mathbf{y}_r - \mathbf{s}_r)^H \right\} \right), \quad (184)$$

where \mathbf{G}_r is the receive beamforming matrix and the positive semi-definite matrix \mathbf{W}_r is the weighting matrix for link r .

Based on the weighted MSE criterion (184), the WMMSE optimization problem can be formulated as [36]

$$\begin{aligned} \min_{\mathbf{F}_r, \mathbf{G}_r, \mathbf{W}_r} & \sum_r \text{Tr} \left(\mathbf{W}_r \mathbb{E} \left\{ (\mathbf{G}_r \mathbf{y}_r - \mathbf{s}_r)(\mathbf{G}_r \mathbf{y}_r - \mathbf{s}_r)^H \right\} \right) \\ & - \sum_r \log |\mathbf{W}_r|, \end{aligned} \quad (185)$$

s.t. multiple weighted power constraints.

To find an optimal solution of (185), the alternative optimization can be used where one set of the matrices are optimized with the other two sets fixed.

It is obvious that given \mathbf{G}_r matrices and \mathbf{W}_r matrices, the optimization (185) with weighted transmit power constraints is a standard quadratic matrix programming problem [43]. Thus the optimal \mathbf{F}_r matrices given \mathbf{G}_r and \mathbf{W}_r can be efficiently solved by standard SOCP, SDP or other convex optimization algorithms. When \mathbf{F}_r and \mathbf{W}_r are fixed, the optimal \mathbf{G}_r matrices are exactly the linear minimum MSE equalizers, which are readily derived from the complex matrix derivative of the weighted MSE criterion (184). Finally, for given \mathbf{G}_r and \mathbf{F}_r , the optimal \mathbf{W}_r matrices are readily given by

$$\mathbf{W}_r = \left(\mathbb{E} \left\{ (\mathbf{G}_r \mathbf{y}_r - \mathbf{s}_r)(\mathbf{G}_r \mathbf{y}_r - \mathbf{s}_r)^H \right\} \right)^{-1}. \quad (186)$$

Thus the corresponding WMMSE optimization problem becomes the sum capacity maximization [36]. In a nutshell, the WMMSE algorithm is an iterative alternative optimization algorithm with a guaranteed convergence.

REFERENCES

- [1] E. G. Larsson and P. Stoica, *Space-Time Block Coding for Wireless Communications*. Cambridge University Press: Cambridge, UK, 2003.
- [2] H. Baligh, *et al.*, "Cross-layer provision of future cellular networks: A WMMSE-based approach," *IEEE Signal Process. Mag.*, vol. 31, no. 6, pp. 56–68, Nov. 2014.
- [3] S. Barbarossa, S. Sardellitti, and P. Di Lorenzo, "Communicating while computing: Distributed mobile cloud computing over 5G heterogeneous networks," *IEEE Signal Process. Mag.*, vol. 31, no. 6, pp. 45–55, Nov. 2014.
- [4] D. Wöbben, *et al.*, "Benefits and impact of cloud computing on 5G signal processing: Flexible centralization through cloud-RAN," *IEEE Signal Process. Mag.*, vol. 31, no. 6, pp. 35–44, Nov. 2014.
- [5] P. Banelli, *et al.*, "Modulation formats and waveforms for 5G networks: Who will be the heir of OFDM?: An overview of alternative modulation schemes for improved spectral efficiency," *IEEE Signal Process. Mag.*, vol. 31, no. 6, pp. 80–93, Nov. 2014.
- [6] S. M. Razavizadeh, M. Ahn, and I. Lee, "Three-dimensional beamforming: A new enabling technology for 5G wireless networks," *IEEE Signal Process. Mag.*, vol. 31, no. 6, pp. 94–101, Nov. 2014.
- [7] Z. Zhang, *et al.*, "Full-duplex techniques for 5G networks: Self-interference cancellation, protocol design and relay selection," *IEEE Commun. Mag.*, vol. 53, no. 5, pp. 128–137, May 2015.
- [8] F. Rusek, *et al.*, "Scaling up MIMO: Opportunities and challenges with very large arrays," *IEEE Signal Process. Mag.*, vol. 30, no. 1, pp. 40–60, Jan. 2013.
- [9] Z. Zhang, K. Long, J. Wang, and F. Dressler, "On swarm intelligence inspired self-organized networking: Its bionic mechanisms, designing principles and optimization approaches," *IEEE Commun. Surveys & Tutorials*, vol. 16, no. 1, pp. 513–537, Firstquarter 2014.
- [10] H. Weingarten, Y. Steinberg, and S. S. Shamai, "The capacity region of the Gaussian multiple-input multiple-output broadcast channel," *IEEE Trans. Inf. Theory*, vol. 52, no. 9, pp. 3936–3964, Sep. 2006.
- [11] I. E. Telatar, "Capacity of multi-antenna Gaussian channels," *European Trans. Commun.*, vol. 10, no. 6, pp. 585–595, Nov.-Dec. 1999.
- [12] H. Sampath, P. Stoica, and A. Paulraj, "Generalized linear precoder and decoder design for MIMO channels using the weighted MMSE criterion," *IEEE Trans. Commun.*, vol. 49, no. 12, pp. 2198–2206, Dec. 2001.

- [13] D. P. Palomar, J. M. Cioffi, and M. A. Lagunas, "Joint Tx-Rx beam-forming design for multicarrier MIMO channels: A unified framework for convex optimization," *IEEE Trans. Signal Process.*, vol. 51, no. 9, pp. 2381–2401, Sep. 2003.
- [14] A. Scaglione, *et al.*, "Optimal designs for space-time linear precoders and decoders," *IEEE Trans. Signal Process.*, vol. 50, no. 5, pp. 1051–1064, May 2002.
- [15] J. Yang and S. Roy, "On joint transmitter and receiver optimization for multiple-input-multiple-output (MIMO) transmission systems," *IEEE Trans. Commun.*, vol. 42, no. 12, pp. 3221–3231, Dec. 1994.
- [16] D. Schizas, G. B. Giannakis, and Z.-Q. Luo, "Distributed estimation using reduced-dimensionality sensor observations," *IEEE Trans. Signal Process.*, vol. 55, no. 8, pp. 4284–4299, Aug. 2007.
- [17] W. Guan and H. Luo, "Joint MMSE transceiver design in non-regenerative MIMO relay systems," *IEEE Commun. Lett.*, vol. 12, no. 7, pp. 517–519, Jul. 2008.
- [18] H. Sun and Z. Ding, "Iterative transceiver design for MIMO ARQ retransmissions with decision feedback detection," *IEEE Trans. Signal Process.*, vol. 55, no. 7, pp. 3405–3416, Jul. 2007.
- [19] W. Yu and J. M. Cioffi, "Sum capacity of Gaussian vector broadcast channels," *IEEE Trans. Inf. Theory*, vol. 50, no. 9, pp. 1875–1892, Sep. 2004.
- [20] C. Xing, *et al.*, "Transceiver designs with matrix-version water-filling architecture under mixed power constraints," *Science China Information Sciences*, vol. 59, no. 10, pp. 1–12, Oct. 2016.
- [21] A. Liu, Y. Liu, H. Xiang, and W. Luo, "MIMO B-MAC interference network optimization under rate constraints by polite water-filling and duality," *IEEE Trans. Signal Process.*, vol. 59, no. 1, pp. 263–276, Jan. 2011.
- [22] O. Munoz-Medina, J. Vidal, and A. Agustin, "Linear transceiver design in nonregenerative relays with channel state information," *IEEE Trans. Signal Process.*, vol. 55, no. 6, pp. 2593–2604, Jun. 2007.
- [23] W. Yu, W. Rhee, S. Boyd, and J. M. Cioffi, "Iterative water-filling for Gaussian vector multiple-access channels," *IEEE Trans. Inf. Theory*, vol. 50, no. 1, pp. 145–152, Jan. 2004.
- [24] Y. Yu and Y. Hua, "Power allocation for a MIMO relay system with multiple-antenna users," *IEEE Trans. Signal Process.*, vol. 58, no. 5, pp. 2823–2835, May 2010.
- [25] C. Xing, *et al.*, "Robust transceiver design for MIMO-OFDM systems based on cluster water-filling," *IEEE Commun. Lett.*, vol. 17, no. 7, pp. 1451–1454, Jul. 2013.
- [26] F. Gao, T. Cui, and A. Nallanathan, "Optimal training design for channel estimation in decode-and-forward relay networks with individual and total power constraints," *IEEE Trans. Signal Process.*, vol. 56, no. 12, pp. 5937–5949, Dec. 2008.
- [27] W. Yu and T. Lan, "Transceiver optimization for the multi-antenna downlink with per-antenna power constraints," *IEEE Trans. Signal Process.*, vol. 55, no. 6, pp. 2646–2660, Jun. 2007.
- [28] A. Liu, Y. Liu, H. Xiang, and W. Luo, "Polite water-filling for weighted sum-rate maximization in MIMO B-MAC networks under multiple linear constraints," *IEEE Trans. Signal Process.*, vol. 60, no. 2, pp. 834–847, Feb. 2012.
- [29] C. Xing, S. Ma, and Y. Zhou, "Matrix-monotonic optimization for MIMO systems," *IEEE Trans. Signal Process.*, vol. 63, no. 2, pp. 334–348, Jan. 2015.
- [30] C. Xing, *et al.*, "A general robust linear transceiver design for amplify-and-forward multi-hop MIMO relaying systems," *IEEE Trans. Signal Process.*, vol. 61, no. 5, pp. 1196–1209, Mar. 2013.
- [31] M. Ding and S. D. Blostein, "MIMO minimum total MSE transceiver design with imperfect CSI at both ends," *IEEE Trans. Signal Process.*, vol. 57, no. 3, pp. 1141–1150, Mar. 2009.
- [32] M. Ding and S. D. Blostein, "Maximum mutual information design for MIMO systems with imperfect channel knowledge," *IEEE Trans. Inf. Theory*, vol. 56, no. 10, pp. 4793–4801, Oct. 2010.
- [33] S. Boyd and L. Vandenberghe, *Convex Optimization*. Cambridge University Press: Cambridge, UK, 2004.
- [34] A. W. Marshall, I. Olkin, and B. C. Arnold, *Inequalities: Theory of Majorization and Its Applications*. Academic Press: New York, 1979.
- [35] C. Xing, Y. Ma, Y. Zhou, and F. Gao, "Transceiver optimization for multi-hop communications with per-antenna power constraints," *IEEE Trans. Signal Process.*, vol. 64, no. 6, pp. 1519–1534, Mar. 2016.
- [36] C. Xing, Y. Jing, and Y. Zhou, "On weighted MSE model for MIMO transceiver optimization," *IEEE Trans. Veh. Tech.*, vol. 66, no. 8, pp. 7072–7085, Aug. 2017.
- [37] V. Mai, "MIMO capacity with per-antenna power constraint," in *Proc. GLOBECOM 2011* (Houston, USA), Dec. 5–9, 2011, pp. 1–5.
- [38] S. M. Kay, *Fundamentals of Statistical Signal Processing: Estimation Theory*. Prentice Hall: Upper Saddle River, NJ, 1993.
- [39] A. Hjørungnes, *Complex-Valued Matrix Derivatives: With Applications in Signal Processing and Communications*. Cambridge University Press: Cambridge, UK, 2011.
- [40] S. A. Jafar and A. J. Goldsmith, "Multiple-antenna capacity in correlated Rayleigh fading with channel covariance information," *IEEE Trans. Wirel. Commun.*, vol. 4, no. 3, pp. 990–997, May 2005.
- [41] A. Goldsmith, S. A. Jafar, N. Jindal, and S. Vishwanath, "Capacity limits of MIMO channels," *IEEE J. Sel. Areas Commun.*, vol. 21, no. 5, pp. 684–702, Jun. 2003.
- [42] S. Vishwanath, N. Jindal, and A. Goldsmith, "Duality, achievable rates, and sum-rate capacity of Gaussian MIMO broadcast channels," *IEEE Trans. Inf. Theory*, vol. 49, no. 10, pp. 2658–2668, Oct. 2003.
- [43] C. Xing, S. Li, Z. Fei, and J. Kuang, "How to understand linear minimum mean square error transceiver design for multiple input multiple output systems from quadratic matrix programming," *IET Commun.*, vol. 7, no. 12, pp. 1231–1242, Aug. 2013.
- [44] S. S. Christensen, R. Argawal, E. de Carvalho, and J. M. Cioffi, "Weighted sum-rate maximization using weighted MMSE for MIMO-BC beamforming design," *IEEE Trans. Wirel. Commun.*, vol. 7, no. 12, pp. 4792–4799, Dec. 2008.
- [45] M. C. Grant and S. P. Boyd, *The CVX Users' Guide* (Release 2.1) CVX Research, Inc., 2015.
- [46] Q. Shi, M. Razaviyayn, Z.-Q. Luo, and C. He, "An iteratively weighted MMSE approach to distributed sum-utility maximization for a MIMO interfering broadcast channel," *IEEE Trans. Signal Process.*, vol. 59, no. 9, pp. 4331–4340, Sep. 2011.