

ARC INDEX OF SPATIAL GRAPHS

MINJUNG LEE, SUNGJONG NO, AND SEUNGSANG OH

ABSTRACT. Bae and Park found an upper bound on the arc index of prime links in terms of the minimal crossing number. In this paper, we extend the definition of the arc presentation to spatial graphs and find an upper bound on the arc index $\alpha(G)$ of any spatial graph G as

$$\alpha(G) \leq c(G) + e + b,$$

where $c(G)$ is the minimal crossing number of G , e is the number of edges, and b is the number of bouquet cut-components. This upper bound is lowest possible.

1. INTRODUCTION

A graph is a set of vertices connected by edges allowing loops and multiple edges. A graph embedded in \mathbb{R}^3 is called a *spatial graph*. We consider two spatial graphs to be the same if they are equivalent under ambient isotopy. Specifically a spatial graph which consists of one vertex and nonempty loops is called a *bouquet*. Note that a knot is a spatial graph consisting of a vertex and a loop, and a link is a disjoint union of knots.

There is an open-book decomposition of \mathbb{R}^3 which has open half-planes as pages and the standard z -axis as the binding axis. Every link L can be embedded in an open-book decomposition with finitely many pages so that it meets each page in exactly one simple arc with two different end-points on the binding axis. Such an embedding is called an *arc presentation* of L .

Birman and Menasco [2] used the idea of arc presentations to find braid presentations for reverse-string satellites. Cromwell [3] used the term arc index $\alpha(L)$ to denote the minimum number of arcs to make an arc presentation of a link L . Later, Cromwell and Nutt [4] conjectured the following upper bound on the arc index in terms of the minimal crossing number which was proved by Bae and Park [1]. Note that Jin and Park [5] improved the result for non-alternating links.

Theorem 1 (Bae-Park). *Let L be any prime link. Then $\alpha(L) \leq c(L) + 2$. Moreover this inequality is strict if and only if L is not alternating.*

In this paper, we extend the definition of arc presentation to spatial graphs. An *arc presentation* of a spatial graph G is defined in the same

Mathematics Subject Classification 2010: 57M25 57M27.

The second author was supported by the BK21 Plus Project through the National Research Foundation of Korea (NRF) grant funded by the Korean Ministry of Education (22A20130011003).

The corresponding author (Seungsang Oh) was supported by the National Research Foundation of Korea (NRF) grant funded by the Korea government (MSIP) (No. NRF-2017R1A2B2007216).

manner as an arc presentation of a link. In this case the binding axis contains all vertices of G and finitely many points from the interiors of edges of G , and each edge of G may pass from one page to another across the binding axis. The m points on the binding axis are numbered in order $1, 2, \dots, m$.

As a family of simple spatial graphs, a θ_p -curve ($p \geq 3$) is a spatial graph which consists two vertices and p edges connecting them. In particular a θ_3 -curve is a θ -curve. Figure 1 shows an arc presentation of the θ -curve 5_1 which is listed in [6]. The *arc index* $\alpha(G)$ is defined to be the minimal number of pages among all possible arc presentations of G .

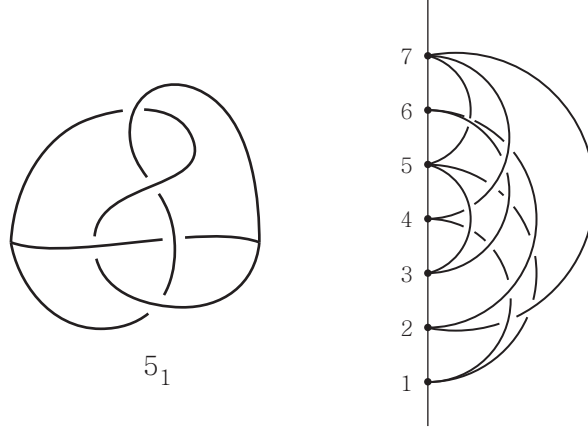


FIGURE 1. Arc presentation of the θ -curve 5_1

We consider two types of 2-spheres that separate G into two parts. Such a 2-sphere is called a *splitting-sphere* if it does not meet G , and a *cut-sphere* if it intersects G in a single vertex, which is called a *cut vertex*. We maximally decompose G into *cut-components* by cutting G along a maximal set \mathcal{S} of splitting-spheres and cut-spheres where any two spheres are either disjoint or intersect each other in exactly one cut vertex. In particular, if such a cut-component is itself a bouquet spatial graph, we call it a *bouquet cut-component*.

As in knot theory, the crossing number $c(G)$ of the spatial graph G is the minimal number of double points in any generic projection of G into the plane $\mathbb{R}^2 \subset \mathbb{R}^3$. Note that these double points must be away from the projected vertices of G .

The purpose of this paper is to verify the spatial graph version of Theorem 1.

Theorem 2. *Let G be any spatial graph with e edges and b bouquet cut-components. Then*

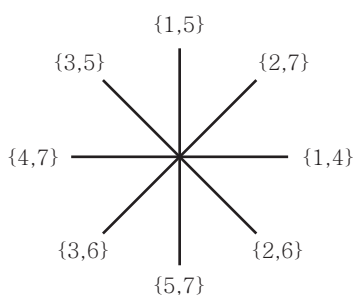
$$\alpha(G) \leq c(G) + e + b.$$

Furthermore, this is the lowest possible upper bound.

We remark that this theorem induces Bae and Park's upper bound for a knot or a non-splittable 2-component link, by applying that it consists of exactly one edge (and so is itself a bouquet cut-component) or two edges (without a bouquet cut-component), respectively.

2. GRAPH-SPOKE DIAGRAM

Let G be a spatial graph. Consider an arc-presentation of G with n pages whose binding is the z -axis. We project this arc-presentation onto the xy -plane to get a wheel with n spokes. Then the central point of the wheel corresponds to the binding axis and each spoke corresponds to an arc on a page. Assign the pair of numbers $\{i, j\}$ to each spoke so that the corresponding arc connects the two different points numbered i and j on the binding. The result is called a *spoke diagram* of G . See Figure 2. Conversely, if G admits a spoke diagram with n spokes, then it also admits an arc-presentation into an open-book with n pages.

FIGURE 2. Spoke diagram of the arc presentation of 5_1 in Figure 1

Let D_0 be a regular graph diagram of G with vertices and under/over crossings. In Section 3, we will convert D_0 to its spoke diagram by means of an algorithm which we will call the *spoking* algorithm. Roughly speaking, we select a vertex v_0 of D_0 , not a crossing, and consider the vertical line through v_0 as the binding for the desired arc presentation. We call v_0 the *pivot* vertex. Intermediate stages involve moves of the spatial graph which increase the number of the strands crossing the vertical line, while reducing the number of crossings and vertices, other than v_0 . Then, the intermediate diagram consists of a regular graph diagram except near v_0 and spokes incident to v_0 . The end of each edge incident to v_0 is labeled by a number to indicate the corresponding level at which it meets the vertical line. A spoke which represents an arc on a page is labeled by two different numbers to show the levels of both end-points of the arc. This intermediate diagram is called a *graph-spoke diagram* of G . Figure 3 shows how a graph-spoke diagram is related to the original spatial graph.




FIGURE 3. Graph-spoke diagram and the related spatial graph

A plane graph means a graph embedded into \mathbb{R}^2 . In a plane graph, a loop is said to be innermost if at least one of its two complementary regions does not meet the graph. A vertex is called a cut vertex if the plane graph can be split into more components by cutting at the vertex. Now, consider a graph-spoke diagram D . Let \overline{D} denote the plane graph obtained by identifying under and over crossings of D , called the *underlying graph*. A loop of D based at the pivot vertex v_0 is called *innermost* if it is an innermost loop in the underlying graph \overline{D} . A graph-spoke diagram is called *cut-point free* if its underlying graph after deleting all spokes has no cut vertex.

3. SPOKING ALGORITHM

Any spatial graph can be converted to a spoke diagram by means of the following algorithmic construction which is called the *spoking algorithm*. This algorithm mainly follows the main argument in Bae and Park's paper [1] with modification to spatial graphs.

Let G be a spatial graph and D_0 be a regular graph diagram of G . Select a *pivot* vertex v_0 of D_0 , not a crossing, which will eventually represent the binding. We now construct a sequence, in the spoking algorithm,

$$D_0 \rightarrow D_1 \rightarrow D_2 \rightarrow \cdots \rightarrow D_n$$

of graph-spoke diagrams so that the last D_n is the desired spoke diagram for an arc presentation of G . Here, D_0 is indeed a graph-spoke diagram having no spoke, and all edges of D_0 near v_0 must be labeled by the same level, say 1.

An intermediate graph-spoke diagram D_m with its underlying graph \overline{D}_m is given. Select an edge e of \overline{D}_m joining v_0 (with level i in D_m) and v which was either a crossing or a vertex of D_m . We call e a *pulling* edge. We will construct a new graph-spoke diagram D_{m+1} in three different ways according to the following three types;

- (Type 1) The vertex v comes from a crossing of D_m .
- (Type 2) The vertex v comes from a vertex of D_m which is not v_0 .
- (Type 3) The pulling edge e is a loop, i.e., $v = v_0$.

We need to make sure that for each type the spatial graph representing D_{m+1} remains the same as that of D_m .

For Type 1, we move a small portion of D_m near v along the edge e as illustrated in Figure 4. The other three edges of \overline{D}_m incident to v clockwise from e are denoted by e'_1 , e' and e'_2 . Assume that the strand of D_m corresponding to $e'_1 \cup e'_2$ over-crosses (resp. under-crosses) the strand corresponding to $e \cup e'$. We contract the edge e and move the other three edges near v along e . Then, assign the same level i to e' near v_0 , and to e'_1 and e'_2 a number k which is larger (resp. smaller) than any current assigned numbers near v_0 so that these moved edges e'_1 and e'_2 are incident to the binding at a level above (resp. below) any of the current spokes or edges meeting v_0 . The result is a new graph-spoke diagram, say D' .

If e'_1 , similarly for e'_2 , in D' is a loop based at v_0 as in the second part of Figure 4, we can slide e'_1 all the way above (resp. below) the portion of D' in the inside region of e'_1 without changing the spatial graph type. This is because the half portion of e'_1 meeting the binding at level k can be viewed

as lying above (resp. below) all the rest of the graph. This movement is called *sliding*, and the resulting graph-spoke diagram has the new innermost loop e'_1 .

Now we replace e'_1 by a spoke labeled by $\{j, k\}$ where j is the level of e'_1 at the other end. This procedure is called *spoking*, and the resulting graph-spoke diagram is denoted by D_{m+1} .

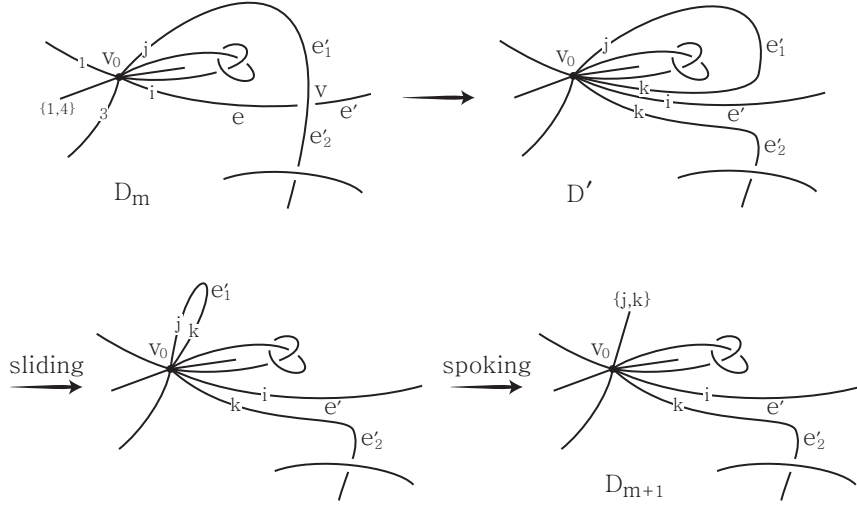


FIGURE 4. Type 1

For Type 2, we similarly move a portion of D_m along the edge e as illustrated in Figure 5. The other edges of \overline{D}_m incident to v clockwise from e are denoted by e_1, \dots, e_p . We move the vertex v to v_0 along the edge e so that the edges e, e_1, \dots, e_p are incident to v_0 , and assign to the newly attached end-points of these edges to v_0 a number k which is larger than any current assigned numbers near v_0 . Note that some of them are loops based at v_0 , and these loops can be made innermost by sliding, and become spokes by spoking as in Type 1. D_{m+1} denotes the resulting graph-spoke diagram.

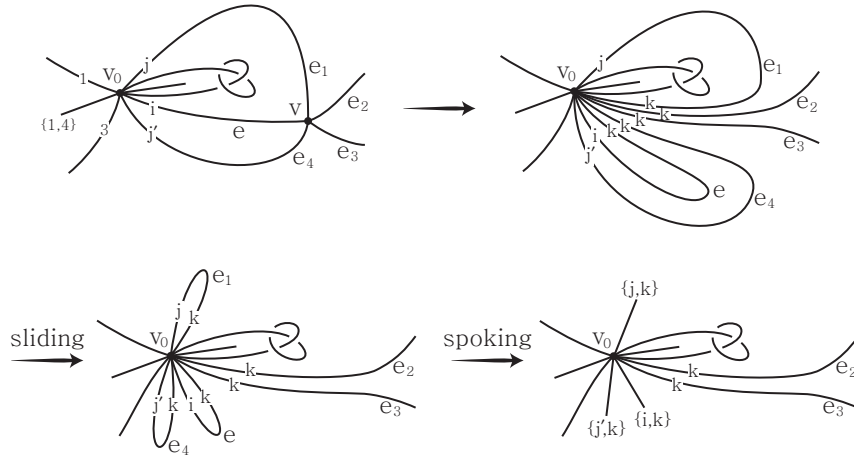


FIGURE 5. Type 2

For Type 3, we simply move the edge e as illustrated in Figure 6 so that a middle point in e goes to v_0 . In this case we get two loops based at v_0 , and similarly assign to the newly attached end-points of both loops to v_0 a number k which is larger than any current assigned numbers near v_0 . Both loops can be made innermost by sliding, and become two spokes by spoking. D_{m+1} denotes the resulting graph-spoke diagram.

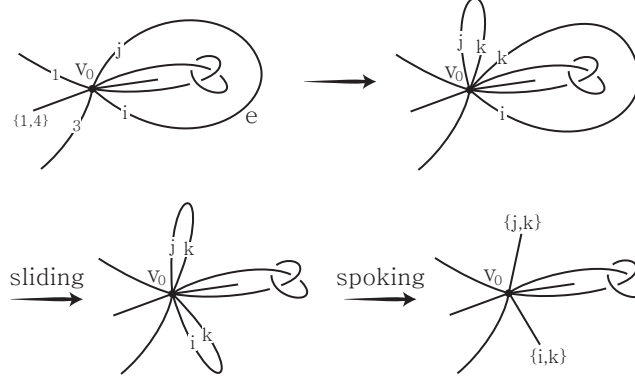


FIGURE 6. Type 3

We repeat this procedure until there are no edges, but all spokes. Then, the resulting graph-spoke diagram D_n is indeed a spoke diagram. Note that we need to re-assign level i 's by $1, 2, \dots$ in the order of their heights.

Proposition 3. *Suppose that D_m and D_{m+1} are graph-spoke diagrams successively appearing in the spoking algorithm. Then the sum of the numbers of spokes, regions and vertices of D_{m+1} is the same as that of D_m for the Type 1 and 2 cases, while greater by 1 for the Type 3 case.*

Here, the regions of a graph-spoke diagram mean the regions of its underlying plane graph.

Proof. For the Type 1 case, moving the crossing v to the pivot vertex v_0 changes nothing of the numbers of spokes, regions and vertices. For the Type 2 case, moving the vertex v to v_0 erases one vertex v and creates one region bounded by e . For the Type 3 case, moving the middle point of the pulling edge e to v_0 only creates one more extra region.

Furthermore, in all cases, sliding does not change the numbers of spokes, regions and vertices, while spoking erases some regions and creates the same number of spokes. \square

4. PROOF OF THEOREM 2

In this section, we prove the main theorem.

Proof of Theorem 2. Let G be a given spatial graph with the cut-component decomposition $G_1 \cup \dots \cup G_t$. Suppose that each G_s , $s = 1, \dots, t$, consists of $e(G_s)$ edges so that the total number of edges of G is $e = \sum_{s=1}^t e(G_s)$. Note that $c(G) = \sum_{s=1}^t c(G_s)$. Let b denote the number of bouquet cut-components among G_s 's.

Now consider a cut-component G_s and its reduced regular graph diagram D_0 with $c(G_s)$ crossings. As in knot theory, a diagram is called reduced if it does not have a nugatory crossing (which separates the projection into two disjoint parts). Obviously D_0 is cut-point free. Select one pivot vertex v_0 of D_0 . We now build a special sequence of the spoking algorithm

$$(*) \quad D_0 \rightarrow D_1 \rightarrow D_2 \rightarrow \cdots \rightarrow D_n$$

so that every intermediate graph-spoke diagram D_m is cut-point free. The following claim which is a generalization of [1, Lemma 1] to spatial graphs is crucial in the proof. Note that, in the original lemma, they assumed that the underlying graph has only 4-valent vertices except the pivot vertex due to the property of link diagrams. D_m is called a *bouquet diagram* if D_m , after ignoring all spokes, is a diagram of a bouquet graph.

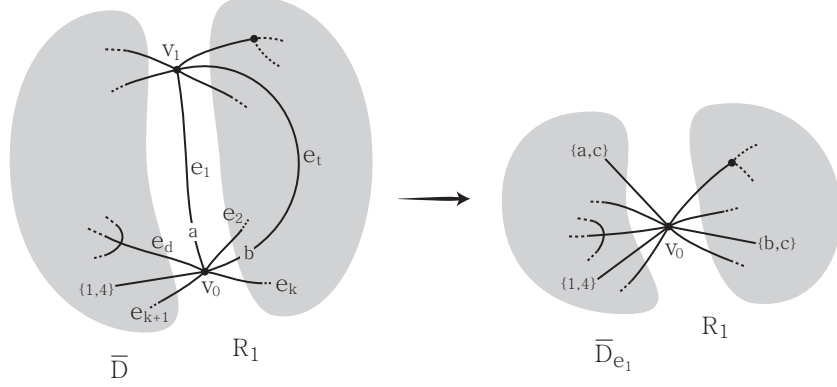
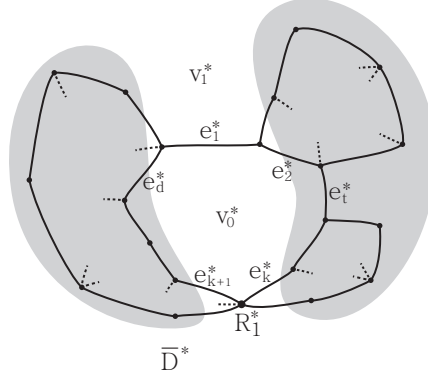
Claim 1. *Suppose that D_m is cut-point free. Then we can always choose a pulling edge e in its underlying graph \overline{D}_m incident to v_0 so that D_{m+1} as in the next step in the spoking algorithm is also cut-point free and furthermore, if D_m is not a bouquet diagram, D_{m+1} is not a bouquet diagram.*

Proof. Suppose that D_m , denoted by D for simplicity, is cut-point free. Select an edge $e_1 = v_0v_1$ of \overline{D} . Let D_{e_1} be the next graph-spoke diagram obtained from D by applying one step of the spoking algorithm along the pulling edge e_1 . If \overline{D} contains a loop based at v_0 , it must consist of one loop e_1 and spokes only since D is cut-point free. By proceeding with the Type 3 move along e_1 , D_{e_1} is indeed the final spoke diagram D_n , so we are done.

We now assume that \overline{D} contains no loops, so $v_0 \neq v_1$. Suppose that D_{e_1} is not cut-point free. In the underlying graph \overline{D}_{e_1} after deleting all spokes, v_0 must become a cut vertex. By a suitable choice of the unbounded region R_1 of \overline{D}_{e_1} , we have the right picture of Figure 7 where R_1 splits \overline{D}_{e_1} into two portions without loops as drawn in shaded areas. Note that, if one portion contains a loop of \overline{D}_{e_1} , then this loop comes from a loop based at either v_0 or v_1 in \overline{D} , a contradiction to the fact that D is cut-point free. Now we may say that the shape of \overline{D} near e_1 looks like the left picture. In \overline{D} , after ignoring all spokes, let e_2, \dots, e_d denote the edges incident to v_0 appeared in clockwise next to e_1 . Eventually, in D_{e_1} , v_1 moves to v_0 along e_1 , e_1 disappears or becomes a spoke depending on whether v_1 comes from a crossing or a vertex of D , and edges incident to v_1 among e_2, \dots, e_d become spokes.

Now we consider the dual graph \overline{D}^* of \overline{D} after ignoring all spokes. For a vertex w of \overline{D} , let w^* denote the region of the dual graph \overline{D}^* corresponding to w . Suppose that the boundary cycle of v_0^* is $\partial v_0^* = e_1^*e_2^* \cdots e_d^*$, where each e_i^* denotes the edge of \overline{D}^* corresponding to e_i as in Figure 8. Notice that the boundary cycles ∂v_0^* and ∂v_1^* are simple closed curves because neither v_0 nor v_1 is a cut vertex, and share the dual edge e_1^* , the dual vertex R_1^* of the unbounded region R_1 , and also all dual edges e_t^* 's where e_t 's are incident to v_1 as in the figure. Since ∂v_0^* is simple, there are only two consecutive edges e_k^* and e_{k+1}^* linked at R_1^* . Then $2 \leq k \leq d-1$ since otherwise v_1 is a cut vertex of \overline{D} .

Suppose that the graph-spoke diagram D_{e_2} obtained from D by using another pulling edge $e_2 = v_0v_2$ is not cut-point free. By the same argument

FIGURE 7. Non cut-point free case of D_{e_1} FIGURE 8. Dual graph \overline{D}^*

as above, another unbounded region R_2 of \overline{D}_{e_2} can be suitably chosen so that ∂v_0^* and a simple closed curve ∂v_2^* in \overline{D}^* share e_2^* and R_2^* with two consecutive edges $e_{k'}^*$ and $e_{k'+1}^*$ on ∂v_0^* linked at R_2^* for some $k' = 3, \dots, k$.

If all D_{e_1}, \dots, D_{e_i} , $i = 1, \dots, k$, are not cut-point free, then the inductively chosen vertex R_i^* on ∂v_0^* is the common vertex of two consecutive edges $e_{k''}^*$ and $e_{k''+1}^*$ with $i < k'' \leq k$. This implies that $i < k$, so at least one, say D_{e_j} , of D_{e_1}, \dots, D_{e_k} is cut-point free. The resulting graph-spoke diagram D_{e_j} is D_{m+1} as we desired.

Furthermore, suppose that D is not a bouquet diagram. Thus D has a vertex v other than v_0 . If all edges of \overline{D} incident to v_0 are also incident to v , then D , after ignoring all spokes, is indeed the trivial diagram of a θ_p -curve (so this diagram has no crossings) since D is cut-point free. By proceeding with a Type 2 move along any edge e , D_e is indeed the final spoke diagram D_n which is not a bouquet diagram.

If there is an edge e' of \overline{D} incident to v_0 and away from v , we apply the same argument as before by considering e' as e_1 . As a result, we find an edge e'' (which is e_j in the previous argument) so that the graph-spoke diagram $D_{e''}$ is cut-point free. In particular, if v lies in the left shaded area of \overline{D} in Figure 7, then we find e'' lying on the right shaded area, or vice versa. Therefore $D_{e''}$ still has v as a vertex so that it is not a bouquet diagram. \square

This claim guarantees that all intermediate D_m 's in the sequence $(*)$ are cut-point free by suitably choosing a pulling edge at each step. Let $v(G_s)$ denote the number of vertices of G_s (or D_0), and $r(D_0)$ the number of regions of D_0 (or $\overline{D_0}$).

We separate into two cases as to whether the cut-component G_s is a bouquet or not. Suppose that G_s is not a bouquet. Then we further assume that all D_m 's are not bouquet diagrams. This implies that each step in this spoking algorithm is related to a Type 1 or 2 move only. We remark that the last step is a Type 2 move on D_{n-1} which is a trivial diagram of a θ_p -curve with spokes as in the last paragraph in the proof of Claim 1. Proposition 3 says that all D_m 's have the same value of the sum of the numbers of their spokes, regions and vertices. Therefore the number of spokes of the final spoke diagram D_n is $v(G_s) + r(D_0) - 2$. Note that D_0 has no spokes and D_n has one vertex and one unbounded region.

If G_s is a bouquet, all D_m 's are naturally bouquet diagrams. In this case, each step in this spoking algorithm is related to the Type 1 move only, except that the last step is a Type 3 move on D_{n-1} which is a loop with spokes as in the first paragraph in the proof of Claim 1. By Proposition 3, the number of spokes of D_n is $v(G_s) + r(D_0) - 1$.

Remember that G_s has $e(G_s)$ edges and its diagram D_0 has $c(G_s)$ crossings. Then the underlying graph $\overline{D_0}$ must have $v(G_s) + c(G_s)$ vertices and $e(G_s) + 2c(G_s)$ edges. By the Euler characteristic equation, $r(D_0) - (e(G_s) + 2c(G_s)) + (v(G_s) + c(G_s)) = 2$. So we have, $v(G_s) + r(D_0) = c(G_s) + e(G_s) + 2$.

Therefore, for each non-bouquet cut-component, $\alpha(G_s) \leq c(G_s) + e(G_s)$, while for a bouquet cut-component, $\alpha(G_s) \leq c(G_s) + e(G_s) + 1$.

Now we will combine all cut-components into G .

Claim 2. *Suppose that a spatial graph G can be split into two spatial graphs H and H' by a 2-sphere disjoint from G or meeting G only at a vertex. Then,*

$$\alpha(G) = \alpha(H) + \alpha(H').$$

Proof. If the splitting 2-sphere is disjoint from G , this equality is obvious.

Suppose that H and H' meet only at a vertex v . Consider their arc presentations with $\alpha(H)$ and $\alpha(H')$ pages each. As in the arc presentation theory for knot, without changing the type of spatial graphs, we always rotate binding points upward or downward through the infinity level so that any given binding point goes to the lowest or highest level. Therefore we assume that the arc presentation of H has the vertex v at the lowest level, while the arc presentation of H' has it at the highest level. Just attach them at v as in Figure 9 to build an arc presentation of G with $\alpha(H) + \alpha(H')$ pages. So the inequality $\alpha(G) \leq \alpha(H) + \alpha(H')$ holds.

On the other hand, consider an arc presentation of G with $\alpha(G)$ pages. If we delete all arcs in this arc presentation related to H' (or H), the result is still an arc presentation of H (H' respectively). Thus the inequality $\alpha(G) \geq \alpha(H) + \alpha(H')$ must be satisfied. \square

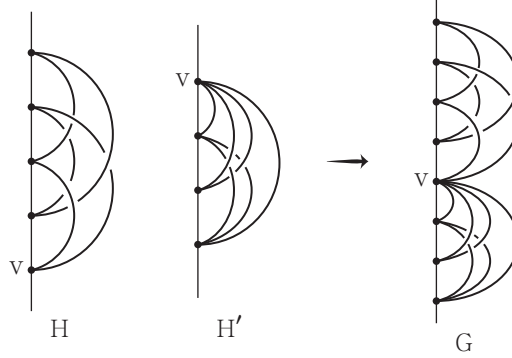


FIGURE 9. Attaching two arc presentations of spatial graphs

This claim guarantees that

$$\alpha(G) = \sum_{s=1}^t \alpha(G_s) \leq \sum_{s=1}^t (c(G_s) + e(G_s)) + b = c(G) + e + b.$$

Furthermore, there are many examples ensuring that this upper bound is lowest possible. As stated in Theorem 1, any prime alternating knot K , a bouquet with one edge, has arc index $\alpha(K) = c(K) + 2$. So we cannot reduce the power and the coefficient of the term $c(K)$. Also the trivial θ_e -curve G with e edges has $\alpha(G) = e$, and the trivial b -bouquet graph G' with b loops has $\alpha(G') = 2b$. This completes the proof. \square

REFERENCES

- [1] Y. Bae and C. Park, *An upper bound of arc index of links*, Math. Proc. Camb. Phil. Soc. **129** (2000) 491–500.
- [2] J. S. Birman and W. W. Menasco, *Special positions for essential tori in link complements*, Topology **33** (1994) 525–556.
- [3] P. Cromwell, *Embedding knots and links in an open book I: Basic properties*, Topol. appl. **64** (1995) 37–58.
- [4] P. Cromwell and I. Nutt, *Embedding knots and links in an open book II: Bounds on arc index*, Math. Proc. Camb. Phil. Soc. **119** (1996) 309–319.
- [5] G. T. Jin and W. K. Park, *Prime knots with arc index up to 11 and an upper bound of arc index for non-alternating knots*, J. Knot Theory Ramif. **19** (2010) 1655–1672.
- [6] H. Moriuchi, *An enumeration of theta-curves up to seven crossings*, J. Knot Theory Ramif. **18** (2009) 167–197.

DEPARTMENT OF MATHEMATICS, KOREA UNIVERSITY, SEOUL 02841, KOREA
E-mail address: mjmlj@korea.ac.kr

DEPARTMENT OF STATISTICS, EWHA WOMANS UNIVERSITY, SEOUL 03760, KOREA
E-mail address: sungjongno84@gmail.com

DEPARTMENT OF MATHEMATICS, KOREA UNIVERSITY, SEOUL 02841, KOREA
E-mail address: seungsang@korea.ac.kr