

EFFICIENT CONSTRAINED SENSOR PLACEMENT FOR OBSERVABILITY OF LINEAR SYSTEMS VIA GREEDY ALGORITHMS

PRIYANKA DEY, NIRANJAN BALACHANDRAN, AND DEBASISH CHATTERJEE

ABSTRACT. This article deals with problems related to efficient sensor placement in linear time-invariant discrete-time systems with partial state observations. The output matrix is assumed to be constrained in the sense that the set of states that each output can measure are pre-specified. Two problems are addressed assuming purely structural conditions at the level of only the interconnections between the system being known. 1) We establish that identifying the minimal number of sensors required to ensure a desired structural observability index is NP-complete. 2) We propose an efficient greedy strategy for selecting a fixed number of sensors from the given set of sensors in order to maximize the number of states structurally observable in the system. We identify a large class of systems for which both the problems are solvable in polynomial time using simple greedy algorithms to provide best approximate solutions. An illustration of the techniques developed here is given on the benchmark IEEE 118-bus power network, which has ~ 400 states in its linearized model.

1. INTRODUCTION

Controllability and observability have been regarded as important properties of controlled dynamical systems since the seminal work of Kalman [Kal60]. In the past few decades, due to the increasing size and complexity of the dynamical systems around us, the analysis of controllability and observability of systems has gained prominence and led to a variety of studies. Examples include analysing the dynamics of power grids that span countries, understanding the chemical pathways of complex reactions in the human brain, etc [Her13, Kat11, NBW06]. Various methods have been developed for the regulation and observation of such large-scale networks, with noteworthy techniques proposed in [PKP⁺16, PBP15] for regulation of brain and neural networks and [OMM10] for the control of biological systems.

On the one hand, the ever-increasing demand for low-cost control and quick reconstruction of past states from the observations for large-scale systems has brought to the foreground the problem of identifying a subset of the states with fewest elements that are required to “efficiently” control or observe these systems assuming exact knowledge of the system parameters. This problem may look deceptively simple, but it is a computationally difficult one: Indeed, it was proved in [Ols14] that the problem of finding precisely the smallest number of actuators to make a linear system controllable is NP-hard. In fact, it can be demonstrated that even approximating the minimum number of states to which actuators are directly attached within a multiplicative factor of $\log d$ is NP-hard, where d is the number of states in the system; an analogous statement holds for observability. On the other hand, it is imperative to control large scale systems such as power networks with the

Key words and phrases. structural observability, graph theory, matching, submodular functions.

knowledge of only the interconnections among the states of the dynamical system because of ubiquitous modeling uncertainties and system parameters that are prone to drift over time due to ageing or structural alterations, etc. In this situation, it is still possible to address crucial system theoretic problems involving controllability and observability using tools from structural systems theory. Recall that structural systems theory deals with system-theoretic properties that depend only on the interconnections between the system states, inputs, and outputs. The locations of fixed zeroes in the system, input, and output matrices of a linear system provide crucial information about controllability, observability and other system-theoretic properties. The literature on structural system theory is comprehensive, the key concepts having been explored in several articles, e.g., [Lin74, LSB11, Ols15, PKA16]. We resort to structural system theory to deal with certain problems related to structural observability. Throughout this article *we assume that the output matrix and the set of states that each output can measure are known a priori*.

Most systems in the real world admit only partial state observations, and one of the central problems in systems theory is the efficient recovery of the actual system states from the observations. In this connection, it is essential to understand *how quickly* the states can be recovered from the observations of a discrete-time linear system. The *observability index* characterises this property and determines the minimum number of iterations required to fully reconstruct the states of a discrete-time linear control system. The definition of structural observability index was introduced in [Mor82], and various methods required for its computation were proposed in [SDT97]. Therefore, we focus on addressing the problem of

determining the minimal number of sensors/outputs required to guarantee a desired bound on structural observability index when the output matrix and the set of states to which each output is connected are pre-specified.

This is the *minimal sensor placement problem*. We also address this problem when a “forbidden set” of states is given: the forbidden set consists of the subset of states that cannot be directly connected to any output. Recently, [SH13] provided bounds on the (controllability and) observability index for structured linear systems by employing graph-theoretic techniques, and it was proved in [Roc14] that the problem of identifying the minimum number of states to be connected to distinct outputs to ensure a specific bound on structural observability index is NP-complete.

Alongwith the minimal sensor placement problem we address the problem of

identifying a fixed number of outputs from the given set of outputs so that maximum number of states are structurally observable in the system.

This is the *cardinality constrained sensor placement problem*. This particular problem becomes relevant when the permissible number of outputs may not be adequate to observe the entire system. Therefore, we need a design strategy to select outputs in such a way that maximum number of states are structurally observable in the system.

In the case of small-scale networks, it is possible to solve both of the above problems by brute force, i.e., testing all possible sensor placement combinations. However, in the case of large-scale networks, testing all the combinations and identifying the subsets of sets to fulfil the objectives constitutes a hard combinatorial problem. For a simple illustration, consider the IEEE 118-bus network, for which the output matrix is typically taken to be the identity matrix I_d , where d is the

number of states in the dynamical model of IEEE 118-bus network which, in this case is 407.¹ Clearly, finding brute-force solutions to the problems discussed above involves testing all the possible subsets of 407 states, which is quite impossible.

Let us precisely state the problems considered in this article. Given a set of states and sensors/outputs, we consider two problems:

- (1) Minimal sensor placement problem: The determination of the minimal number of sensors that is essential to guarantee a specific given bound on the structural observability index of the system. We also consider a more general version of this problem by considering a “forbidden set” of states, consisting of those states that are not directly connected to any output.
- (2) Cardinality constrained sensor placement problem: The selection of a fixed number of sensors from the available set of sensors to maximize the number of states that can be structurally observable in the system.

We identify mild condition under which both the problems are solvable in polynomial time (in the dimension of states and outputs) using simple greedy algorithms.² The advantage of greedy algorithms is that they provide a suboptimal solutions of our hard combinatorial optimization problems in reasonable times.

The key contributions of this article are as follows:

- We propose a polynomial time greedy algorithm for solving the minimal sensor placement problem and provide a solution that approximates up to multiplicative factor of $O(\log d)$, where d is the number of states in the system.
- We extend the minimal sensor placement problem by considering a “forbidden set” of states and provide an approximate solution for it.
- A greedy algorithm to solve the cardinality constrained sensor placement problem with an approximation ratio of $(1 - 1/e)$ is proposed here.
- The above sensor-placement problems being NP-complete, these are the *best possible results* that can be obtained via greedy algorithms and at the level of generality considered here.

The rest of this article unfolds as follows: §2 reviews certain concepts and results from discrete mathematics that will be used in this article. The precise problem statements and our main results for approaching the problems at hand to sensor placement are presented in §3. An illustrative benchmark example of an IEEE 118-bus power network is presented in §4. We conclude with a summary of this article and a set of future directions in §5.

2. PRELIMINARIES

The notations employed here are standard: We denote the set of real numbers by \mathbb{R} , the positive integers by \mathbb{N}^* , and let $[n] := \{1, 2, \dots, n\}$ for $n \in \mathbb{N}^*$. Given a set X , we denote by $|X|$ its cardinality. For sets X and Y , $X \setminus Y$ represents the elements belonging to X and not to Y . If $A \in \mathbb{R}^{n \times n}$ is a matrix, then A_{ij} represents the entry located at i th row and j th column, and $A(J)$ denotes the $|J| \times n$ submatrix of A obtained by retaining the rows in J for $J \subset [n]$. We denote by I_n the identity matrix of dimension $\mathbb{R}^{n \times n}$ and $I(J)$ as the submatrix of the identity matrix obtained by retaining the rows in J for $J \subset [n]$.

¹The linearized model of IEEE 118-bus power network is explained in §4.

²See §3, Assumption 3.4.

2.1. System description. Consider a linear time-invariant system

$$(2.1) \quad \begin{cases} x(t+1) = Ax(t), \\ y(t) = Cx(t), \quad t \in \mathbb{N}^*, \end{cases}$$

where $x(t) \in \mathbb{R}^d$ are the states and $y(t) \in \mathbb{R}^p$ are the outputs at time t , and $A \in \mathbb{R}^{d \times d}$ and $C \in \mathbb{R}^{p \times d}$ are the given state and output matrices respectively. The system (2.1) is completely described by the pair (A, C) , and we shall interchangeably refer to (2.1) and (A, C) in the sequel.

As stated in the introduction, in our analysis the precise numerical values of the entries of A and C will not matter, but the information about the locations of fixed zeros in A and C is necessary. For any matrix R , the *sparsity matrix* of R is defined as a matrix of same dimension as R with each entry as either a zero or a star, denoted by \star . Each nonzero entry in R is represented by \star and zero entry in R is represented by 0 in its sparsity matrix. A *numerical realisation* of R is obtained by assigning nonzero numerical values to the star entries of the sparsity matrix of R . Let $A \in \{0, \star\}^{d \times d}$ and $C \in \{0, \star\}^{p \times d}$ represent the sparsity matrices of the system and the output matrices. $[A]$ be the collection of all matrices of the same dimension and structure/sparsity as A .

Given a linear time-invariant system (2.1), a digraph $G(A, C)$ is associated with it in the following natural fashion: Let $\mathcal{A} = \{v_1, v_2, \dots, v_d\}$ and $\mathcal{C} = \{1, 2, \dots, p\}$ be the state vertices and the output vertices corresponding to the states $x(k) \in \mathbb{R}^d$ and the outputs $y(k) \in \mathbb{R}^p$ of the system (2.1). Let $E_A = \{(v_j, v_i) \mid A_{ij} \neq 0\}$ and $E_C = \{(x_j, i) \mid C_{ij} \neq 0\}$. The directed graph $G(A, C)$ is represented as (V, E) , where $V = \mathcal{A} \sqcup \mathcal{C}$ and $E = E_A \sqcup E_C$, and \sqcup represents the disjoint union. In simple words, E_A symbolizes the set of edges between the state vertices, and E_C symbolizes the set of edges from the state vertices to the output vertices in the graph $G(A, C)$. In a similar manner, we can define $G(A) = (\mathcal{A}, E_A)$ as a directed graph with vertex set \mathcal{A} and edge set considering the edges between the state vertices. For $U \subset \mathcal{A} \sqcup \mathcal{C}$, the *induced subgraph* to U consists of U and all the edges whose endpoints are contained in U . Therefore, $G(A)$ is the induced subgraph of $G(A, C)$ to \mathcal{A} . Note that the sparsity matrix of A and C are utilized to obtain a directed graph $G(A, C)$.

A sequence of edges $\{(v_1, v_2), (v_2, v_3), \dots, (v_{k-1}, v_k)\}$, where each $(v_i, v_j) \in E_A$, is called a *directed walk* from v_1 to v_k . If there exists a directed walk from v_1 to v_k then it is represented as $v_1 \rightarrow v_k$. Note that the vertices need not have to be distinct. The *length* of the walk is defined as the number of edges it contains. If a directed walk from v_1 to v_k of length ℓ exists then it is denoted by $v_1 \xrightarrow{\ell} v_k$. If all the vertices v_1, \dots, v_k are distinct then a sequence of edges $\{(v_1, v_2), (v_2, v_3), \dots, (v_{k-1}, v_k)\}$ is called a *directed path* from v_1 to v_k .

Definition 2.1. For the directed graph $G(A, C)$ corresponding to the system (2.1) and a subset $S \subset \mathcal{A}$, the *out-neighbourhood* of S is the set

$$N^+(S) = \{v_j \mid (v_i, v_j) \in E_A \sqcup E_C, v_i \in S\}.$$

Each vertex in $N^+(S)$ is termed as an *out-neighbour* of S . The directed graph $G(A, C)$ is said to have a *contraction* if there exists a set $S \subset \mathcal{A}$ such that $|N^+(S)| < |S|$.

A fundamental connection between the system theoretic property of structural observability and certain structural/sparsity properties of $G(A, C)$ is given by

Theorem 2.2. [Lin74, Theorem 1] *The following are equivalent:*

- (a) The pair (A, C) is structurally observable.³
- (b) The directed graph $G(A, C)$ derived from (2.1) every state vertex v_i has a directed path from v_i to one of the output vertices, and $G(A, C)$ is free of contractions.

The directed graph $G(A)$ derived above from (2.1) can also be represented by an undirected bipartite graph in the following standard fashion: $H(A) := (V_A^1 \sqcup V_A^2, \Gamma)$, where $V_A^1 := \{v_1^1, v_2^1, \dots, v_d^1\}$, $V_A^2 := \{v_1^2, v_2^2, \dots, v_d^2\}$, and $\Gamma = \{(v_j^1, v_i^2) \mid A_{ij} \neq 0\}$. We shall need a few more definitions in the context of graph $H(A)$. A *matching* M in $H(A)$ is a subset of edges in Γ that do not share vertices. A *maximum matching* M in $H(A)$ is defined as a matching M that has largest number of edges among all possible matchings. An edge e is said to be *matched* if $e \in M$. A vertex is said to be *matched* if it belongs to an edge in the matching M ; otherwise, it is *unmatched*. A matching M in $H(A)$ is said to be *perfect* if all the vertices in $H(A)$ are matched. Given a matching M in $H(A)$, an *M -alternating path* is a path that alternates between edges in M and not in M . An M -alternating path whose endpoints are unmatched by M is an *M -augmenting path*. The following theorem establishes the connection between a matching M and an M -augmenting path associated with it in $H(A)$.

Theorem 2.3. [Wes96, p. 109] *A matching M in a bipartite graph H is a maximum matching in H if and only if H has no M -augmenting path.*⁴

A maximum matching M can be found in $H(A)$ in polynomial time $\mathcal{O}(\sqrt{|V_A^1 \sqcup V_A^2|} |\Gamma|)$. Note that a maximum matching M may not be unique and its non-uniqueness is illustrated via a simple example in Fig. 1.

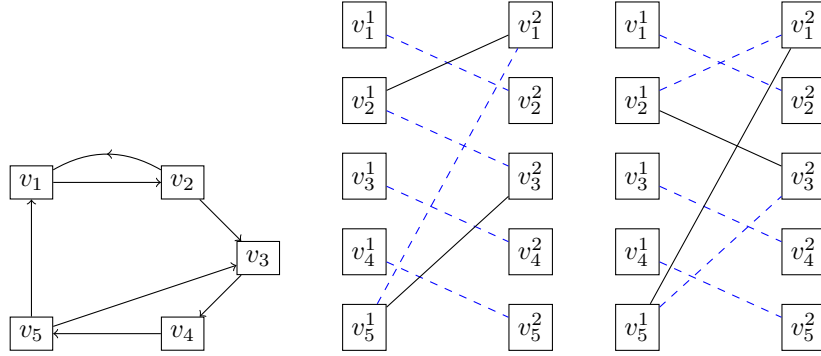


FIGURE 1. Illustration of a digraph and its bipartite representations. The two possible maximum matchings M_1 and M_2 associated with the bipartite graph are depicted in dashed blue. The matched edges of M_1 are: $(v_1^1, v_2^2), (v_2^1, v_3^2), (v_3^1, v_4^2), (v_4^1, v_5^2), (v_5^1, v_1^2)$. The matched edges of M_2 are: $(v_1^1, v_2^2), (v_2^1, v_1^2), (v_3^1, v_4^2), (v_4^1, v_5^2), (v_5^1, v_3^2)$. Note that both the matchings M_1 and M_2 are perfect.

In a similar manner as above, any matrix $W \in \mathbb{R}^{m \times n}$ can be represented by an undirected bipartite graph $\mathcal{B} = (V_1 \sqcup V_2, E)$, where $V_1 = \{a_1, a_2, \dots, a_m\}$, $V_2 = \{b_1, b_2, \dots, b_n\}$, and $E = \{(a_i, b_j) \mid W_{ji} \neq 0\}$. Each vertex in V_1 and V_2 corresponds

³A pair (A, C) is *structurally observable* if there exists a observable pair (A_1, C_1) of the same dimension and structure arbitrarily close to the pair (A, C) ; see [Lin74] and [DCW03].

⁴This theorem is valid for any undirected graph G .

to a row and a column of W . The following lemma establishes the connection between the rank of the matrix W and the size of a matching M in \mathcal{B} .

Lemma 2.4. [CM13, Theorem 1] *For a matrix $W \in \mathbb{R}^{m \times n}$, let $\mathcal{B} = (V_1 \sqcup V_2, E)$ be its bipartite representation. If \mathcal{B} has a matching M of size t , then there exists a numerical realization N of W for which $\text{rank}(N) \geq t$.*

2.2. Structural observability index. We catalogue some important notions specific to structural observability index.

The observability index $\mu(A, C)$ of (2.1) is given by

$$(2.2) \quad \mu(A, C) = \inf \left\{ k \in [d] \mid \text{rank} \begin{pmatrix} C^\top & (CA)^\top & \cdots & (CA^{k-1})^\top \end{pmatrix} = d \right\}.$$

The observability index $\mu(A, C)$ is the minimum number of iterations required to recover/determine uniquely the initial state x_0 . In other words, x_0 may be obtained by left-inversion in the linear equation

$$\begin{pmatrix} C \\ CA \\ \vdots \\ CA^{\mu(A, C)-1} \end{pmatrix} x_0 = \begin{pmatrix} y_0 \\ y_1 \\ \vdots \\ y_{\mu(A, C)-1} \end{pmatrix}.$$

The k -step observability matrix associated with the pair (A, C) is given by

$$(2.3) \quad O^k(A, C) := \begin{pmatrix} C^\top & (CA)^\top & \cdots & (CA^{k-1})^\top \end{pmatrix}.$$

The structural counterpart of the observability index as defined in (2.2), namely, *structural observability index*, is defined as

$$(2.4) \quad \mu(A, C) := \inf \left\{ k \in [d] \mid \sup_{\substack{A \in [A] \\ C \in [C]}} \text{rank} \begin{pmatrix} C^\top & (CA)^\top & \cdots & (CA^{k-1})^\top \end{pmatrix} = d \right\}.$$

If the value of the infimum is $+\infty$, which happens when none of the pairs in $([A], [C])$ is observable, the problems considered here are trivially invalid. If the pair (A, C) has structural observability index $\mu(A, C) = \ell$, where $\ell \leq d$ is some positive integer, then almost all numerical realisations of pair (A, C) with the same structure as (A, C) have observability index ℓ off a manifold with zero Lebesgue measure in \mathbb{R}^{d^2+dp} [Rei88, p. 44].

Definition 2.5. Let $G(A, C) = (\mathcal{A} \sqcup \mathcal{C}, E_A \sqcup E_C)$ be the directed graph associated with the pair (A, C) . A set $\mathcal{Y}_i(k)$ associated with output vertex i , where $i \in \{1, 2, \dots, p\}$ and $k \in \{1, 2, \dots, d\}$, defined by

$$\mathcal{Y}_i(k) := \{v_j \in V_A \mid v_j \xrightarrow{k} i\}$$

is called *output-set of i at iteration k* .

$\mathcal{Y}_i(k)$ is, therefore, the set of states that are observable from output i in exactly k steps. If the output i is directly connected to some $v_j \in \mathcal{A}$, i.e., $v_j \xrightarrow{1} i$, then $\mathcal{Y}_i(1) = \{v_j\}$. We also say that the state vertex v_j *admits* output i . Therefore, for $k \geq 2$ we have the iterative description

$$\mathcal{Y}_i(k) := \{v_j \in V_A \mid (v_j, v_r) \in E_A \text{ s.t. } v_r \in \mathcal{Y}_i(k-1)\}.$$

Definition 2.6. Let $G(A, C) = (\mathcal{A} \sqcup \mathcal{C}, E_A \sqcup E_C)$ be the directed graph associated with the pair (A, C) . Let $Z(\mathcal{C}) = \{\mathcal{Y}_i(k)\}_{i \in \mathcal{C}, k \in [\ell]}$ be the output-sets up to iterations ℓ associated with the output vertices \mathcal{C} . A bipartite graph $\mathcal{B}(\mathcal{A} \sqcup Z(\mathcal{C}), \mathcal{E})$ is where the vertices of \mathcal{A} and vertices corresponding to $Z(\mathcal{C})$ forms a partition and $(v_i, \mathcal{Y}_j(k)) \in \mathcal{E}$ if $v_i \in \mathcal{Y}_j(k)$.

Consider the simple example in Fig. 2 as an illustration of the constructions in Definitions 2.5 and 2.6.

$$A = \begin{bmatrix} 0 & 0 & 0 & 0 & \star & 0 \\ \star & 0 & 0 & 0 & 0 & 0 \\ \star & 0 & 0 & 0 & 0 & 0 \\ 0 & 0 & \star & \star & 0 & 0 \\ 0 & 0 & \star & \star & 0 & 0 \\ 0 & \star & 0 & 0 & 0 & 0 \end{bmatrix} \quad \text{and} \quad C = \begin{bmatrix} 0 & \star & 0 & 0 & 0 & \star \\ 0 & 0 & 0 & 0 & \star & 0 \end{bmatrix}$$

The digraph $G(A, C)$ and the bipartite graph $\mathcal{B}(\mathcal{A} \sqcup Z(\mathcal{C}), \mathcal{E})$ is shown in Fig. 2; here $Z = \{\mathcal{Y}_i(k)\}_{i \in \mathcal{C}, k \in [3]}$ is the set associated with the output vertices in \mathcal{C} .

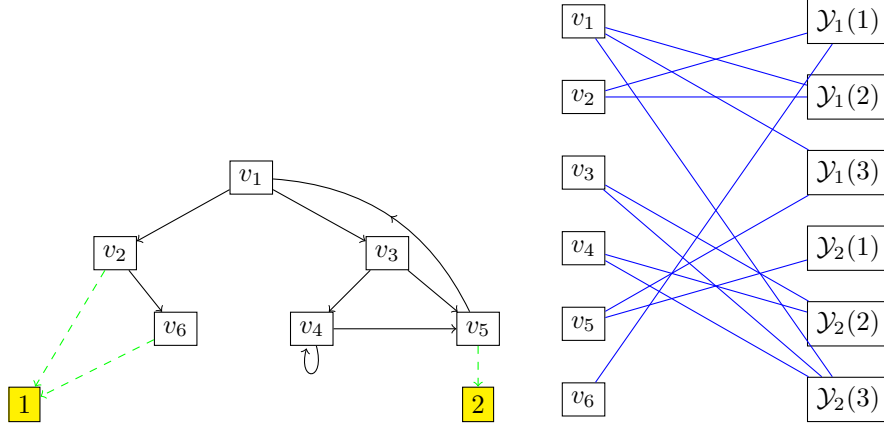


FIGURE 2. Illustration of the digraph $G(A, C)$ and the bipartite graph $\mathcal{B}(\mathcal{A} \sqcup Z(\mathcal{C}), \mathcal{E})$, where $Z = \{\mathcal{Y}_i(k)\}_{i \in \mathcal{C}, k \in [3]}$, associated with the output vertices $\mathcal{C} = \{1, 2\}$, defined in Definitions 2.5 and 2.6. Here $\mathcal{Y}_1(1) = \{2, 6\}$, $\mathcal{Y}_1(2) = \{1, 2\}$, $\mathcal{Y}_1(3) = \{1, 5\}$, $\mathcal{Y}_2(1) = \{5\}$, $\mathcal{Y}_2(2) = \{3, 4\}$, $\mathcal{Y}_2(3) = \{1, 3, 4\}$.

We need a little digression into properties of submodular functions:

2.3. Submodular functions. Let V be a finite set, and let 2^V denotes the collection of all subsets of V .

Definition 2.7. A function $f : 2^V \rightarrow \mathbb{R}$ is *submodular* if for all $S \subset T \subset V$ and $v \in V \setminus T$ we have

$$f(S \cup \{v\}) - f(S) \geq f(T \cup \{v\}) - f(T).$$

A function $f : 2^V \rightarrow \mathbb{R}$ is *supermodular* if $(-f)$ is submodular.

Intuitively, this property implies that adjoining an element v to the set S results in a larger increment in f than adding v to a superset T of S [Lov83].

The *restriction* of function f to $S \subset V$ denoted by $f \circ S(\cdot)$ is defined by

$$f \circ S(X) := f(X)$$

for all $X \subset S \subset V$.

Theorem 2.8. [Nar97, Theorem 9.3.4] Let $S \subset V$. If $f : 2^V \rightarrow \mathbb{R}$ is a submodular function then $f \circ S(\cdot)$ is also a submodular function.

Definition 2.9. A function $f : 2^V \rightarrow \mathbb{R}$ is *monotone non-decreasing* if for every $S \subset T \subset V$ we have $f(S) \leq f(T)$.

Let V be a finite set, let $h : 2^V \rightarrow \mathbb{R}$ be a non-decreasing submodular function, and let $n \in \mathbb{N}^*$. Consider the optimization problem

$$(2.5) \quad \begin{aligned} & \underset{\Delta \subset V}{\text{minimize}} && |\Delta| \\ & \text{subject to} && h(\Delta) \geq n. \end{aligned}$$

The optimization problem (2.5) deals with finding a set Δ of smallest cardinality such that the constrain $h(\Delta) \geq n$ is satisfied.

The following greedy Algorithm 1 has been proposed for providing an approximate solution of (2.5), for which the subsequent theorem holds.

Algorithm 1: Approximate solution to Problem (2.5).

Input: h, n

Output: Approximate solution Δ^* to Problem (2.5)

```

1 Initialization:  $\Delta^* \leftarrow \emptyset$ 
2 while  $h(\Delta^*) < n$  do
3    $a^* \leftarrow \arg \max_{a \in V \setminus \Delta^*} h(\Delta^* \cup \{a\}) - h(\Delta^*)$ 
4    $\Delta^* \leftarrow \Delta^* \cup \{a^*\}$ 
5 end while

```

Theorem 2.10. [NW99, Chapter III, Section 3.9, Theorem 9.4] *Consider the problem (2.5) with its associated data. Let Δ' denote an optimal solution of (2.5). Suppose that Algorithm 1 terminates after k steps, with a minimizer Δ^* , so that $|\Delta^*| = k$ and $h(\Delta^*) \geq n$. Then*

$$\frac{k}{|\Delta'|} \leq 1 + \log \left(\frac{h(V) - h(\emptyset)}{h(V) - h(\Delta_{k-1})} \right),$$

where $h(\Delta_{k-1})$ denotes the value of h at the $(k-1)$ th iteration.

Under the assumptions of problem (2.5), we consider a second optimization problem:

$$(2.6) \quad \begin{aligned} & \underset{\Delta \subset V}{\text{maximize}} && h(\Delta) \\ & \text{subject to} && |\Delta| \leq r, \end{aligned}$$

where r is a positive integer. In other words, (2.6) selects an at most r -element subset of V that maximises h . Algorithm 2 will be utilized in the subsequent theorem that provides an approximate solution of (2.6).

Algorithm 2: Approximate solution to Problem (2.6).

Input: h, r

Output: Approximate solution to Problem (2.6)

```

1 Initialization:  $\Delta^* \leftarrow \emptyset, i \leftarrow 0$ 
2 while  $i < r$  do
3    $a^* \leftarrow \arg \max_{a \in V \setminus \Delta^*} h(\Delta^* \cup \{a\}) - h(\Delta^*)$ 
4    $\Delta^* \leftarrow \Delta^* \cup \{a^*\}$ 
5    $i \leftarrow i + 1$ 
6 end while

```

Theorem 2.11. [NW99, Chapter III, Section 3.9, Theorem 9.3] *Consider the problem (2.6) with its associated data. Let $h(\Delta')$ be the optimal value of (2.6). Let $h(\Delta^*)$ be the value associated with the subset Δ^* obtained from Algorithm 2. Then*

$$h(\Delta^*) \geq \left(1 - \frac{1}{e}\right)h(\Delta').$$

In the next section we provide the exact problem statements and approximation algorithms to obtain a solution of the problems dealt in the sequel.

3. SENSOR PLACEMENT PROBLEMS

In this section we address the problems related to the efficient placement of sensors/outputs in a linear time-invariant system as defined in (2.1). Specifically, we deal with: minimal sensor placement problem and cardinality constrained sensor placement problem. Recall that for a matrix W , $W(J)$ denote the $|J| \times d$ submatrix of W obtained by retaining the rows in J .

3.1. Minimal sensor placement problem. In this subsection we consider the problem: Given $A \in \mathbb{R}^{d \times d}$, $C \in \mathbb{R}^{p \times d}$, and $\ell \in [d]$ such that $\mu(A, C) \leq \ell$,

$$\begin{aligned} (\mathcal{P}_1) \quad & \underset{J \subseteq \mathcal{C}}{\text{minimize}} && |J| \\ & \text{subject to} && \mu(A, C(J)) \leq \ell, \end{aligned}$$

where $C(J)$ is the submatrix of the output matrix C obtained by retaining the rows corresponding to output vertices in J . (\mathcal{P}_1) determines the minimal number of outputs required from the set of available outputs to ensure a desired structural observability index ℓ .

The following is a special case of (\mathcal{P}_1) : Given $A \in \mathbb{R}^{d \times d}$, $C = I_d$, and $\ell \in [d]$,

$$\begin{aligned} (\mathcal{P}_2) \quad & \underset{L \subseteq \mathcal{C}}{\text{minimize}} && |L| \\ & \text{subject to} && \mu(A, I(L)) \leq \ell, \end{aligned}$$

where $I(L)$ is the submatrix of the identity matrix I_d obtained by retaining the rows corresponding to output vertices in L . (\mathcal{P}_2) determines the minimal number of state variables that must admit output so as to ensure that the structural observability index of the system (2.1) is at most ℓ . It was proved in [Roc14] that an instance of the SET COVER is polynomially transformed to an instance of (\mathcal{P}_2) . It means that each step required to transform an instance of SET COVER to an instance of (\mathcal{P}_1) takes polynomial time. The overall procedure also takes polynomial time. Since (\mathcal{P}_2) is in the complexity class NP and the SET COVER is NP-hard, (\mathcal{P}_2) is NP-complete [CLRS09, Lemma 34.8]. Specifically, for parameters A and $C = I_d$ a solution to (\mathcal{P}_1) provides in particular, a solution to (\mathcal{P}_2) . Therefore, (\mathcal{P}_1) is at least as difficult as (\mathcal{P}_2) , which is known to be NP-complete.

Theorem 3.1. (\mathcal{P}_1) is NP-complete.

Remark 3.2. Let n_1 denote the minimum number of outputs needed such that the resulting structural observability index is at most ℓ and n_2 denotes the minimum number of state variables to admit output to ensure an upper bound of ℓ on the structural observability index of the system (2.1). Then $n_1 \leq n_2$. In other words, the minimum number of outputs required is always at most the minimum number of state variables needed to ensure a desired structural observability index.

The following result characterises a pair (A, C) with specified structural observability index.

Theorem 3.3. *Let $\mathcal{A} = \{v_1, v_2, \dots, v_d\}$ and $\mathcal{C} = \{1, 2, \dots, p\}$ be the state vertices and output vertices. Let $Z(\mathcal{C}) = \{\mathcal{Y}_i(k)\}_{i \in \mathcal{C}, k \in [\ell]}$ be the output-sets up to iterations ℓ associated with the output vertices \mathcal{C} and $\mathcal{B}(\mathcal{A} \sqcup Z(\mathcal{C}), \mathcal{E})$ be the corresponding bipartite graph as defined in Definition 2.6. The pair (A, C) has structural observability index $\mu(A, C)$ bounded above by ℓ if and only if the following conditions hold simultaneously:*

- (a) *There exists a matching into \mathcal{A} in the bipartite graph $\mathcal{B}(\mathcal{A} \sqcup Z(\mathcal{C}), \mathcal{E})$, and*
- (b) *the directed graph $G(A, C)$ derived from (2.1) has no contraction.*

Proof. (\Leftarrow) Condition (a) ensures that every vertex $v_i \in G(A)$ has a directed path starting from v_i and ending at one of the output vertices $j \in \mathcal{C}$, and condition (b) ensures that $G(A, C)$ has no contraction. Hence both the conditions of Theorem 2.2 are satisfied, structural observability of $G(A, C)$ follows.

Consider a matrix L where the columns of L correspond to the state vertices in \mathcal{A} and the rows of L represent the vertices corresponding to $Z(\mathcal{C}) = \{\mathcal{Y}_i(k)\}_{i \in \mathcal{C}, k \in [\ell]}$. Observe that L has precisely the same structure as the matrix $O^\ell(A, C)$ defined in (2.3) and each non zero entry in L corresponds to an edge in $\mathcal{B}(\mathcal{A} \sqcup Z(\mathcal{C}), \mathcal{E})$. By condition (a) there exists a matching of size d in $O^\ell(A, C)$. Hence, by Lemma 2.4 there exists a numerical realisation of $O^\ell(A, C)$ such that $\text{rank}(O^\ell(A, C)) \geq d$ and $\mu(A, C) \leq \ell$.

(\Rightarrow) It is given that the pair (A, C) has structural observability index $\mu(A, C) \leq \ell$. Therefore, the pair (A, C) is structurally observable. By Theorem 2.2, $G(A, C)$ has no contraction and every state vertex has a directed path to one of the output vertices. Hence, condition (b) is satisfied. Suppose condition (a) is not satisfied and there does not exist any matching M that saturates all the state vertices of \mathcal{A} in $\mathcal{B}(\mathcal{A} \sqcup Z(\mathcal{C}), \mathcal{E})$. As a consequence of this, there exists a vertex $v_j \in \mathcal{A}$ such that $v_j \notin M$. Since $v_j \notin M$, the minimum number of iterations r required for the rank of $O^r(A, C)$ to be equal to d is strictly greater than ℓ . Therefore, $\mu(A, C) > \ell$. This contradicts our assumption that $\mu(A, C) \leq \ell$ and completes the proof. \square

Here we impose the following assumption to find approximation algorithm for solving (\mathcal{P}_1) .

Assumption 3.4. *Throughout it is assumed that each state vertex has a self loop in the graph $G(A)$. Consequently, the resultant $G(A, C)$ has no contraction.⁵*

Before solving (\mathcal{P}_1) , we define the function $\Xi : 2^{\mathcal{C}} \rightarrow \mathbb{R}$ by

$$(3.1) \quad \Xi(S) := \text{size of a maximum matching in } \mathcal{B}(\mathcal{A} \sqcup Z(S), \mathcal{E})$$

where $Z(S) = \{\mathcal{Y}_i(k)\}_{i \in S, k \in [\ell]}$ and $\mathcal{B}(\mathcal{A} \sqcup Z(S), \mathcal{E})$ are defined in Definition 2.6.

Observation 1. *Let $\mathcal{B}(D \sqcup (Y_1 \sqcup Y_2), (E_1 \sqcup E_2))$ be a bipartite graph. Then there exists a maximum matching M of \mathcal{B} such that M restricted to $(D \sqcup Y_1, E_1)$ is a maximum matching in this induced bipartite subgraph.*

Proof. Let us denote M restricted to $(D \sqcup Y_1, E_1)$ by M_1 . Suppose N is a maximum sized matching in the induced bipartite subgraph on $(D \sqcup Y_1)$. Consider $M_1 \cup N$. If there is any path consisting of more edges of N than of M_1 then that induces an M -augmenting path in \mathcal{B} . By Theorem 2.3 this contradicts the maximality of M in \mathcal{B} . Hence, every component of $M_1 \cup N$ must have same number of edges of M_1

⁵This is a reasonable assumption since a large class of systems, e.g., power grids, multi-agent networks, etc, exhibit this feature.

and N . Therefore, M_1 is a maximum matching in the induced bipartite subgraph on $(D \sqcup Y_1)$. \square

We prove that $\Xi(\cdot)$ is a submodular function.

Theorem 3.5. *Consider the system (2.1) and the associated sets \mathcal{A} and \mathcal{C} as defined in §2. Let $Z(\mathcal{C}) = \{\mathcal{Y}_i(k)\}_{i \in \mathcal{C}, k \in [\ell]}$ be the output-sets up to iterations ℓ associated with the output vertices \mathcal{C} and $\mathcal{B}(\mathcal{A} \sqcup Z(\mathcal{C}), \mathcal{E})$ be the corresponding bipartite graph defined in Definitions 2.5 and 2.6. Then $\Xi : 2^{\mathcal{C}} \rightarrow \mathbb{R}$ defined in (3.1) is a monotone non-decreasing submodular function.*

Proof. We employ the following conventions in the proof. If $L \subset \mathcal{C}$ and $v \in \mathcal{C}$, then we write $L_v := L \cup \{v\}$. $Z(L)$ denotes the collection of output-sets up to iterations ℓ associated with the output vertices in L . $\mathcal{B}(L)$ represents the bipartite graph $\mathcal{B}(\mathcal{A} \sqcup Z(L), \mathcal{E})$, defined in Definition 2.6. Let $M(L)$ denote a maximum matching in $\mathcal{B}(L)$.

By the definition of $\Xi(\cdot)$ it is clear that for $S \subset T \subset \mathcal{C}$, $\Xi(S) \leq \Xi(T)$. Therefore, $\Xi(\cdot)$ is a monotone non-decreasing function.

Let $S \subset T \subset \mathcal{C}$, and suppose that $v \notin T$. To show that $\Xi(\cdot)$ is submodular it is enough to establish that

$$(3.2) \quad \Xi(S_v) - \Xi(S) \geq \Xi(T_v) - \Xi(T).$$

If $\Xi(T_v) - \Xi(T) = 0$, then (3.2) is satisfied automatically, since $\Xi(S_v) - \Xi(S) \geq 0$. In general we show that if $\Xi(T_v) - \Xi(T) = \beta$, then $\Xi(S_v) - \Xi(S) \geq \beta$. Let $M(T_v)$ be a maximum matching of $\mathcal{B}(T_v)$ that satisfies Observation 1. Therefore, the restriction of $M(T_v)$ to $\mathcal{B}(T)$, denoted by $M(T)$, is a maximum matching of $\mathcal{B}(T)$. Since $\Xi(T_v) - \Xi(T) = \beta$, we must have $|M(T_v)| - |M(T)| = \beta$. Clearly, the increment of β occurs when the vertices corresponding to $\{\mathcal{Y}_v(k)\}_{k \in [\ell]}$ are added to $\mathcal{B}(T)$. Let D represents the set of vertices of \mathcal{A} matched to the subset of vertices corresponding to $\{\mathcal{Y}_v(k)\}_{k \in [\ell]}$ in $\mathcal{B}(T_v)$.

We use the matching $M(T)$ to obtain another maximum matching $M'(T)$ in $\mathcal{B}(T)$ that satisfies Observation 1 and none of the vertices of $D \subset \mathcal{A}$ are matched by $M'(T)$. We obtain a maximum matching $M(S)$ in $\mathcal{B}(S)$ by restricting the matching $M'(T)$ to $\mathcal{B}(S)$. A matching $M(S_v)$ in $\mathcal{B}(S_v)$ is established by matching the vertices of $D \subset \mathcal{A}$ to the subset of vertices corresponding to $\{\mathcal{Y}_v(k)\}_{k \in [\ell]}$ alongwith the matched edges of $M(S)$. The matching $M(S_v)$ (may not be a maximum matching,) satisfies the criterion that $|M(S_v)| - |M(S)| = \beta$. Therefore, any maximum matching $M'(S_v)$ in $\mathcal{B}(S_v)$ must have $|M'(S_v)| - |M(S)| \geq \beta$. Hence, $\Xi(S_v) - \Xi(S) \geq \beta$. This proves that $\Xi(\cdot)$ is a submodular function. \square

For any $S \subset \mathcal{C}$, the function $\Xi(S)$ as defined in (3.1) determines the number of state vertices that are matched by a maximum matching in $\mathcal{B}(\mathcal{A} \sqcup Z(S), \mathcal{E})$. The value of $\frac{\Xi(S)}{d}$ lies in the interval $[0, 1]$; the fraction $\frac{\Xi(S)}{d}$ takes value 1 if the system (A, C) is observable and $\mu(A, C(S)) \leq \ell$, and 0 if no state variable is observable with $\mu(A, C(S)) \leq \ell$. Based on Definition 3.1, a new version of (\mathcal{P}_1) is introduced:

$$(\mathcal{P}'_1) \quad \begin{aligned} & \underset{S \subset \mathcal{C}}{\text{minimize}} && |S| \\ & \text{subject to} && \frac{\Xi(S)}{d} \geq 1. \end{aligned}$$

Remark 3.6. There always exists at least one S meeting the condition $\Xi(S) \geq d$, namely, the set $S = \mathcal{C}$; in other words, (\mathcal{P}'_1) is always feasible.

Theorem 3.7. Consider the system (2.1) and the associated data A, C and $\ell \in [d]$ such that $\mu(A, C) \leq \ell$. Let \mathcal{A} and \mathcal{C} be the state vertices and output vertices as defined in §2. Let $Z(C) = \{\mathcal{Y}_i(k)\}_{i \in \mathcal{C}, k \in [\ell]}$ be the output-sets up to iterations ℓ associated with the output vertices \mathcal{C} and $\mathcal{B}(\mathcal{A} \sqcup Z(C), \mathcal{E})$ be the corresponding bipartite graph defined in Definitions 2.5 and 2.6. The function $\Xi : 2^{\mathcal{C}} \rightarrow \mathbb{R}$ is defined in (3.1). Suppose that Assumption 3.4 holds. Then S^* is an optimal solution of (\mathcal{P}_1) if and only if S^* is an optimal solution of (\mathcal{P}'_1) .

Proof. We prove that an optimal solution of (\mathcal{P}_1) is an optimal solution of (\mathcal{P}'_1) and vice-versa.

We assume that S^* is an optimal solution of (\mathcal{P}_1) . By Assumption 3.4, $G(A)$ has a perfect matching. Consequently, condition (b) of Theorem 3.3 is always satisfied irrespective of the output matrix C . Suppose S^* is not an optimal solution of (\mathcal{P}'_1) . Then there exists an $L \subset \mathcal{C}$ such that $|L| < |S^*|$ and $\Xi(L) \geq d$. Definition 3.1 of $\Xi(\cdot)$ implies that a matching into \mathcal{A} exists in $\mathcal{B}(\mathcal{A} \sqcup Z(L), \mathcal{E})$, where $Z(L) = \{\mathcal{Y}_i(k)\}_{i \in L, k \in [\ell]}$. Hence, condition (a) of Theorem 3.3 is also satisfied with $\mu(A, C(L)) \leq \ell$. This contradicts the assumption that S^* is an optimal solution of (\mathcal{P}_1) and completes the proof that S^* is also an optimal solution of (\mathcal{P}'_1) .

In the similar manner we can prove that if S^* is an optimal solution of (\mathcal{P}'_1) , then S^* is an optimal solution of (\mathcal{P}_1) . \square

Submodularity of $\Xi(\cdot)$ enables us to provide a greedy algorithm to find an approximate solution to (\mathcal{P}_1) .

Algorithm 3: Algorithm for solving (\mathcal{P}_1)

Input: $G(A, C)$, a positive number $\ell \in [d]$, and output sets $\{\mathcal{Y}_i(k)\}_{i \in \mathcal{C} \text{ and } 1 \leq k \leq \ell}$

Output: A set $S^* \subset \mathcal{C}$ s.t. $\mu(A, C(S^*)) \leq \ell$

- 1 Initialization: $S^* \leftarrow \emptyset, \Xi(S^*) \leftarrow 0$
 - 2 **while** $\Xi(S^*) < d$ **do**
 - 3 $s^* \leftarrow \arg \max_{s \in \mathcal{C} \setminus S^*} \Xi(S^* \cup \{s\}) - \Xi(S^*)$
 - 4 $S^* \leftarrow S^* \cup \{s^*\}$
 - 5 **end while**
 - 6 return S^* ; exit
-

The following theorem depicts how close the solution obtained by the greedy Algorithm 3 is from the optimal solution of (\mathcal{P}_1) :

Theorem 3.8. Let S' be an optimal solution of (\mathcal{P}_1) . If Algorithm 3 terminates after step k so that $|S^*| = k$, then

$$\frac{|S^*|}{|S'|} = \frac{k}{|S'|} \leq 1 + \log d.$$

Proof. Theorem 2.10 asserts that the greedy algorithm for solving minimization problems of the form $\min\{|S| \mid \Xi(S) \geq d\}$, where $\Xi(\cdot)$ is a non-decreasing submodular function, returns a set S^* satisfying

$$\frac{|S^*|}{|S'|} \leq 1 + \log \left(\frac{\Xi(\mathcal{C}) - \Xi(\emptyset)}{\Xi(\mathcal{C}) - \Xi(S_{k-1})} \right),$$

where S_{k-1} is the set obtained in the $(k-1)$ th iteration of the greedy Algorithm 3. Since $\Xi(\emptyset) = 0$, $\Xi(\mathcal{C}) = d$, and $\Xi(S_{k-1}) < d$, we have

$$(3.3) \quad \frac{|S^*|}{|S'|} \leq 1 + \log \left(\frac{d}{d - \Xi(S_{k-1})} \right).$$

The value of $\Xi(S_{k-1})$ can be at most $(d-1)$ in the $(k-1)$ th iteration. Therefore, an immediate bound for the right hand side of (3.3) is

$$\frac{|S^*|}{|S'|} \leq 1 + \log \left(\frac{d}{d - \Xi(S_{k-1})} \right) \leq 1 + \log d. \quad \square$$

Remark 3.9. In the worst case, Algorithm 3 will not terminate until $S = \mathcal{C}$, i.e., p iterations. Each iteration requires $O(d^4)$ computations. Therefore, the total run-time is $O(pd^4)$. This is the best bound any polynomial time algorithm can achieve assuming $P \neq NP$. Note that this is a *worst-case bound*; Algorithm 3 often performs much better than the above bound in practice, as the numerical experiments in §4 demonstrate.

3.2. Minimal sensor placement problem with forbidden set. A set of state vertices $F \subset \mathcal{A}$ is termed as *forbidden* if the vertices in F are not allowed to admit any output. Let \mathcal{F} be the set of output vertices in \mathcal{C} which are directly connected to one of the state vertices in F . Let (\mathcal{P}_1) is altered by including a forbidden set F and the set of vertices \mathcal{F} which are not allowed in the solution of (\mathcal{P}_1) . The exact statement is: Given $A \in \mathbb{R}^{d \times d}$, $C \in \mathbb{R}^{p \times d}$, $\mathcal{F} \subset \mathcal{C}$, and $\ell \in [d]$ such that $\mu(A, C) \leq \ell$, consider

$$(3.4) \quad \begin{aligned} & \underset{J \subset \mathcal{C} \setminus \mathcal{F}}{\text{minimize}} && |J| \\ & \text{subject to} && \mu(A, C(J)) \leq \ell, \end{aligned}$$

where $C(J)$ is the submatrix of the output matrix C obtained by retaining the rows corresponding to output vertices in J . Note that the output vertices in J have an empty intersection with \mathcal{F} .

By Theorem 3.5, we know that $\Xi(\cdot)$ is a submodular function. By Theorem 2.8, $\Xi \circ (\mathcal{C} \setminus \mathcal{F})(\cdot)$ is also a submodular function. Hence, an approximate solution of (3.4) is obtained by modifying Algorithm 3 and choosing a vertex $s^* \leftarrow \arg \max_{s \in \mathcal{C} \setminus S \cup \mathcal{F}} \Xi(S^* \cup \{s\}) - \Xi(S^*)$ in step 3 of each iteration.

Remark 3.10. Given a set \mathcal{F} , verification of whether a solution of (3.4) is likely to exist or not is done by considering the bipartite graph $\mathcal{B}(\mathcal{A} \sqcup Z(\mathcal{C} \setminus \mathcal{F}), \mathcal{E})$, where $Z(\mathcal{C} \setminus \mathcal{F}) = \{\mathcal{Y}_i(k)\}_{i \in \mathcal{C} \setminus \mathcal{F}, k \in [\ell]}$. If a matching into \mathcal{A} exists in $\mathcal{B}(\mathcal{A} \sqcup Z(\mathcal{C} \setminus \mathcal{F}), \mathcal{E})$, then a solution is guaranteed to exist.

Since (\mathcal{P}_2) is a special case of (\mathcal{P}_1) , the results and algorithms discussed above are applicable to provide a solution for (\mathcal{P}_2) .

3.3. Cardinality constrained sensor placement. We address the problem that involves selecting a set of S output vertices of cardinality at most r ($1 \leq r \leq p$) such that the maximum number of state vertices are observable from S in the graph $G(A)$. We define the function $\Xi' : 2^{\mathcal{C}} \rightarrow \mathbb{R}$ by

$$(3.5) \quad \Xi'(S) := \text{size of a maximum matching in } \mathcal{B}(\mathcal{A} \sqcup Z(S), \mathcal{E}),$$

where $S \subset \mathcal{C}$ and $Z(S) = \{\mathcal{Y}_i(k)\}_{i \in S, k \in [d]}$.

For $S \subset \mathcal{C}$, $\Xi'(S)$ determines the maximum number of state vertices observable from S with the condition that the structural observability index is at most d , i.e., $\mu(A, C) \leq d$. Here we aim to optimally place the outputs such that maximum

number of state vertices are observable from S . Based on Definition 3.5 of $\Xi'(S)$, the problem of selecting up to r output vertices is given by

$$(\mathcal{P}_3) \quad \begin{aligned} & \underset{S \subset \mathcal{C}}{\text{maximize}} \quad \frac{\Xi'(S)}{d} \\ & \text{subject to } |S| \leq r, \end{aligned}$$

where $i \leq r \leq p$. Although maximizing a submodular function $\Xi'(\cdot)$ is a NP-hard problem, there exists efficient greedy algorithms for providing an approximate solution for (\mathcal{P}_3) .

Algorithm 4: Algorithm for solving (\mathcal{P}_3)

Input: $G(A, \mathcal{C})$, output sets $\{\mathcal{Y}_i(k)\}$ $i \in \mathcal{C}$ and $1 \leq k \leq d$ and maximum number of outputs r
Output: A set $S^* \subset \mathcal{C}$
1 Initialization: $S^* = \emptyset$, $i \leftarrow 0$
2 **while** $i < r$ **do**
3 $s^* \leftarrow \arg \max_{s \in \mathcal{C} \setminus S^*} \Xi'(S^* \cup \{s\}) - \Xi'(S^*)$
4 $S^* \leftarrow S^* \cup \{s^*\}$
5 $i \leftarrow i + 1$
6 **if** $\Xi'(S^*) = d$
 stop
7 **else**
 go to step 2
8 **end**
9 **end while**
10 return S^* ; exit

The following theorem depicts how close the solution obtained by the Algorithm 4, is from the optimal solution of (\mathcal{P}_3) :

Theorem 3.11. *Let \hat{S} be an optimal solution of (\mathcal{P}_3) , and let S^* be the set returned by Algorithm 4. Then*

$$(3.6) \quad \frac{\Xi'(S^*)}{d} \geq \left(1 - \frac{1}{e}\right) \frac{\Xi'(\hat{S})}{d}.$$

Proof. Theorem 2.11 asserts that for any monotone non-decreasing submodular function $\Xi'(\cdot)$, the greedy algorithm returns a set satisfying $\Xi'(S^*) \geq (1 - 1/e)\Xi'(\hat{S})$, where $\Xi'(\hat{S}) := \max\{\Xi'(S) \mid |S| \leq r\}$. \square

Remark 3.12. Without loss of generality, Assumption 3.4 can be relaxed to a weaker condition of having a perfect matching in the graph $G(A)$, e.g., the Kautz digraph $K(r, n)$ has a perfect matching for $n \geq 2$.⁶ Under this weaker assumption also, all the results and algorithms discussed are applicable to provide a solution for (\mathcal{P}_1) and (\mathcal{P}_3) .

⁶The Kautz digraph $K(r, n) = (V, E)$ has the vertex set $V = \{0, 1, \dots, r^n + r^{n-1} - 1\}$ and the edge set

$$E = \{(x, y) \mid y \equiv -(xr + \alpha) \pmod{r^n + r^{n-1}}, \alpha = 1, \dots, r\}.$$

See [Xu13, Section 3.3, p. 139] for details.

Remark 3.13. By duality [Kai80, p. 53] between controllability and observability in linear time-invariant systems, structural controllability of (A, B) is equivalent to structural observability of (A^\top, B^\top) . Thus, all the results discussed are applicable to find a minimal input configuration $B(S)$ such that the structural controllability index $\mu_c(A, B(S))$ is bounded above by ℓ , where $\ell \in [d]$ and $B(S)$ is the submatrix of the input matrix B formed by the columns corresponding to S .

4. ILLUSTRATIVE EXAMPLE

In this section we provide an illustration of our results in the context of a benchmark electrical power grids, namely, the IEEE 118-bus system.

The IEEE 118-bus system corresponds to an electric power grid composed of

- 118 buses;
- 53 power generators and,
- 65 power loads, coupled through network interconnections.

We adopt the cyber-physical model of the generators and loads proposed in [IXKM10], where the linear system is obtained via linearization at the nominal operating point. The corresponding digraph $G(A)$ is shown in Fig. 3. The total number of vertices in $G(A)$ is 407 and the total number of directed edges is 920.

Table 1 describes the variables of interest, i.e., the state variables of generators and loads associated with the system.


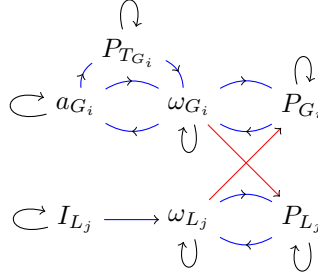
TABLE 1. State variables of the generators and loads

State variable	Description
P_{T_G}	mechanical power of turbine
P_G	electrical power of generator
w_G	generator's output frequency
a_G	valve opening of generator
P_L	electrical power delivered to load
w_L	frequency measured at load
I_L	Real power consumed by load

Let us assume that generator i and load j are connected to each other by a transmission line (i, j) , represented in the form of a digraph in Fig. 4. The frequency component of bus i , i.e., w_{G_i} affects the dynamics of the power component of bus j , i.e., P_{L_j} , and vice-versa. This implies that there exist outgoing edges from the frequencies of the components into the powers of the components in the neighbouring buses.

We provide an approximate solution to the minimal sensor placement problem (\mathcal{P}_1) given the linear time-invariant system that models the IEEE 118-bus system. Note that by construction, shown in Fig. 4, each vertex of the generators and the loads has a self loop. For simplicity, self loops are not depicted in Fig. 3. Therefore, Assumption 3.4 holds for $G(A)$.

We start with the output matrix $C = I_d$, where $d = 407$ and I_d is the identity matrix of size $d \times d$. We employ Algorithm 3 to identify the minimal number of outputs needed to ensure a bound on the structural observability index of the system. The plot in Fig. 5 shows the variation of the minimal number of outputs required to obtain a desired structural observability index as the structural observability index varies. Fig. 5 depicts that the minimal number of outputs needed to ensure a specific structural observability index decreases with the structural observability index

FIGURE 3. Graphical representation of the IEEE 118-bus system, $G(A)$.FIGURE 4. Illustration of digraph representation of generator i connected to load j through transmission line (i, j) .

of the system. If the structural observability index is small, the number of outputs required to obtain a certain structural observability index is quite large, which is natural. However, beyond a certain threshold of the structural observability index, the number of required outputs remains unchanged, i.e., the required number of outputs stays at 14 after the structural observability index crosses 30.

Similarly, we provide an approximate solution of the cardinality constrained sensor placement Problem (\mathcal{P}_3) by using Algorithm 4. Fig. 6 depicts the variation in the number of states observable in the system as the permissible number of outputs changes. Fig. 6 portrays that the number of states observable in the graph $G(A)$ increases with the permissible number of outputs. If the number of outputs permitted is small, the number of states observable is quite small, which is natural. However, beyond a certain threshold of the permissible number of outputs, i.e., in this case 14, all the vertices in $G(A)$ are observable.

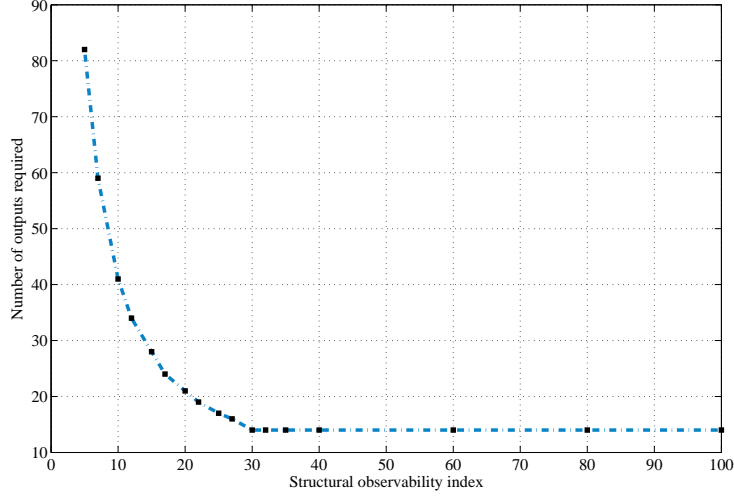


FIGURE 5. Illustration of the plot between the number of outputs required for ensuring a desired structural observability index against the structural observability index of the system.

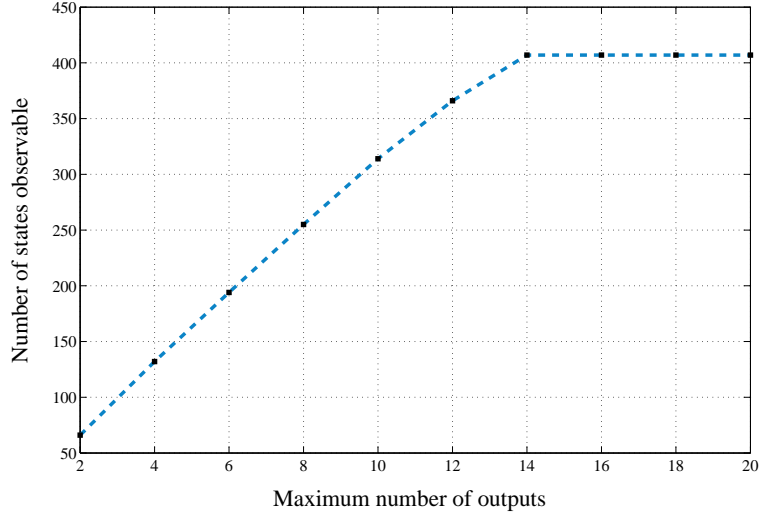


FIGURE 6. Illustration of the plot between the number of states observable against the permissible number of outputs.

5. CONCLUDING REMARKS

In this article we have addressed and solved two problems of optimal sensor placement in linear systems associated with the observability of the system, namely, the minimal sensor placement problem and the cardinality-constrained sensor placement problem. Both are, in general, hard combinatorial optimization problems. However, this fact does not preclude the existence of classes, where it is possible to determine solutions efficiently. In fact, we provided simple greedy algorithms that have polynomial complexity (in the dimension of states and outputs,) to solve these

problems under a mild assumption on the structure of the system. The problems being NP-complete, these are the best possible results at the level of greedy algorithms and the level of generality considered here. By standard duality argument, all the results have analogous counterparts and interpretation for controllability and actuator placement. Future research involves determining interesting subclasses where the current problems can be solved efficiently, and identification of vulnerable connections between the states in the system whose deletion leads to sudden jumps in the observability index of the system.

REFERENCES

- [CLRS09] T. H. Cormen, C. E. Leiserson, R. L. Rivest, and C. Stein. *Introduction to Algorithms*. MIT Press, Cambridge, MA, third edition, 2009.
- [CM13] A. Chapman and M. Mesbahi. Security and infiltration of networks: A structural controllability and observability perspective. In *Control of Cyber-Physical Systems*, pages 143–160. Springer, 2013.
- [DCW03] J. Dion, C. Commault, and J. Woude. Generic properties and control of linear structured systems: a survey. *Automatica*, 39:1125–1144, 2003.
- [Her13] A. M. Hermundstad. Structural foundations of resting-state and task-based functional connectivity in the human brain. *Proceedings of the National Academy of Sciences (PNAS)*, 110(10):6169–6174, 2013.
- [IXKM10] M. D. Ilic, L. Xie, U. A. Khan, and J. M. F. Moura. Modeling of future cyber-physical energy systems for distributed sensing and control. *IEEE Transactions on Systems, Man, and Cybernetics - Part A: Systems and Humans*, 40(4):825–838, 2010.
- [Kai80] T. Kailath. *Linear Systems*. Prentice-Hall, Inc., Englewood Cliffs, N.J., 1980. Prentice-Hall Information and System Sciences Series.
- [Kal60] R. E. Kalman. Contributions to the theory of optimal control. *Boletín de la Sociedad Matemática Mexicana. Segunda Serie*, 5:102–119, 1960.
- [Kat11] Y. Katz. Inferring the structure and dynamics of interactions in schooling fish. *Proceedings of the National Academy of Sciences (PNAS)*, 108(46):18720–18725, 2011.
- [Lin74] C. T. Lin. Structural controllability. *IEEE Transactions on Automatic Control*, 19(3):201–208, 1974.
- [Lov83] L. Lovász. Submodular functions and convexity. In *Mathematical Programming: The State of the Art (Bonn, 1982)*, pages 235–257. Springer, Berlin, 1983.
- [LSB11] Y. Y. Liu, J. J. Slotine, and A. L. Barabasi. Controllability of complex networks. *Nature*, 473(7346):167, 2011.
- [Mor82] H. Mortazavian. On k -controllability and k -observability of linear systems. In *Analysis and optimization of systems (Versailles, 1982)*, volume 44 of *Lecture Notes in Control and Information Sciences*, pages 600–612. Springer, Berlin, 1982.
- [Nar97] H. Narayanan. *Submodular Functions and Electrical Networks*, volume 54 of *Annals of Discrete Mathematics*. North-Holland Publishing Co., Amsterdam, 1997.
- [NBW06] M. Newman, A. L. Barabási, and D. J. Watts, editors. *The Structure and Dynamics of Networks*. Princeton Studies in Complexity. Princeton University Press, Princeton, NJ, 2006.
- [NW99] G. Nemhauser and L. Wolsey. *Integer and Combinatorial Optimization*. Wiley-Interscience Series in Discrete Mathematics and Optimization. John Wiley & Sons, Inc., New York, 1999. Reprint of the 1988 original, A Wiley-Interscience Publication.
- [Ols14] A. Olshevsky. Minimal controllability problems. *IEEE Transactions on Control of Network Systems*, 1(3):249–258, 2014.
- [Ols15] A. Olshevsky. Minimum input selection for structural controllability. In *2015 American Control Conference (ACC)*, pages 2218–2223, 2015.
- [OMM10] G. Orosz, J. Moehlis, and R. M. Murray. Controlling biological networks by time-delayed signals. *Philosophical Transactions of the Royal Society of London. Series A. Mathematical, Physical and Engineering Sciences*, 368(1911):439–454, 2010.
- [PBP15] S. Pequito, P. Bogdan, and G. J. Pappas. Minimum number of probes for brain dynamics observability. In *2015 54th IEEE Conference on Decision and Control (CDC)*, pages 306–311, 2015.
- [PKA16] S. Pequito, S. Kar, and A. P. Aguiar. A framework for structural input/output and control configuration selection in large-scale systems. *IEEE Transactions on Automatic Control*, 61(2):303–318, 2016.

- [PKP⁺16] S. Pequito, A. N. Khambhati, G. J. Pappas, D. D. Šiljak, D. Bassett, and B. Litt. Structural analysis and design of dynamic-flow networks: implications in the brain dynamics. In *2016 American Control Conference (ACC)*, pages 5758–5764, 2016.
- [Rei88] K. J. Reinschke. *Multivariable Control: a Graph-Theoretic Approach*, volume 108 of *Lecture Notes in Control and Information Sciences*. Springer-Verlag, Berlin, 1988.
- [Roc14] P. S. Rocha. *Output Selection for Large-Scale Structural Systems: a Matroid Theory Approach*. Department of Electrical and Computer Engineering, Faculty of Engineering, University of Porto, Porto, Portugal, 2014.
- [SDT97] C. Sueur and G. Dauphin-Tanguy. Controllability indices for structured systems. *Linear Algebra and its Applications*, 250:275–287, 1997.
- [SH13] S. Sundaram and C. N. Hadjicostis. Structural controllability and observability of linear systems over finite fields with applications to multi-agent systems. *IEEE Transactions on Automatic Control*, 58(1):60–73, 2013.
- [Wes96] D. B. West. *Introduction to Graph Theory*. Prentice Hall, Inc., Upper Saddle River, NJ, 1996.
- [Xu13] J. Xu. *Topological Structure and Analysis of Interconnection Networks*, volume 7. Springer Science & Business Media, 2013.

SYSTEMS & CONTROL ENGINEERING, INDIAN INSTITUTE OF TECHNOLOGY BOMBAY, POWAI, MUMBAI 400076, INDIA.

E-mail address: `dey-priyanka@sc.iitb.ac.in`

DEPARTMENT OF MATHEMATICS, INDIAN INSTITUTE OF TECHNOLOGY BOMBAY, POWAI, MUMBAI 400076, INDIA.

E-mail address: `niranjan@math.iitb.ac.in`

SYSTEMS & CONTROL ENGINEERING, INDIAN INSTITUTE OF TECHNOLOGY BOMBAY, POWAI, MUMBAI 400076, INDIA.

E-mail address: `dchatter@iitb.ac.in`