

Fast algorithm of adaptive Fourier series

You Gao¹, Min Ku^{2*}, Tao Qian^{3 †}

¹School of Mathematics (Zhuhai), Sun Yat-Sen University.

²CIDMA, Department of Mathematics, University of Aveiro.

³Department of Mathematics, University of Macau.

Abstract

Adaptive Fourier decomposition (AFD, precisely 1-D AFD or Core-AFD) was originated for the goal of positive frequency representations of signals. It achieved the goal and at the same time offered fast decompositions of signals. There then arose several types of AFDs. AFD merged with the greedy algorithm idea, and in particular, motivated the so-called pre-orthogonal greedy algorithm (Pre-OGA) that was proven to be the most efficient greedy algorithm. The cost of the advantages of the AFD type decompositions is, however, the high computational complexity due to the involvement of maximal selections of the dictionary parameters. The present paper offers one formulation of the 1-D AFD algorithm by building the FFT algorithm into it. Accordingly, the algorithm complexity is reduced, from the original $\mathcal{O}(MN^2)$ to $\mathcal{O}(MN \log_2 N)$, where N denotes the number of the discretization points on the unit circle and M denotes the number of points in $[0, 1)$. This greatly enhances the applicability of AFD. Experiments are carried out to show the high efficiency of the proposed algorithm.

Keywords: Adaptive decomposition, Analytic signals, Hilbert space, Computational complexity

MSC(2010): 42A50, 32A30, 32A35, 46J15

1 Introduction

One-dimensional adaptive Fourier decomposition (abbreviated as 1-D AFD) has recently been proposed and proved to be among the most effective greedy algorithms [1, 2, 3]. AFD is originally developed for the contexts of the unit disc and the upper-half plane and now is formally called 1-D AFD, or Core-AFD. The reason for the last terminology is due to the fact that it becomes the constructive block of the lately developed variations of 1-D AFD, such as Unwinding AFD and Cyclic AFD, where the former is an algorithm for more effective frequency decompositions of signals [4], and the latter is for finding solutions of n -best rational approximations

*Corresponding author.

†E-mail: gaoyou@mail.sysu.edu.cn, kumin0844@163.com, fsttq@umac.mo.

of functions in the Hardy space [5, 6]. Most recently, the concept of AFD is generalized to approximations of linear combinations of the Szegő kernels and their derivatives. In the later studies, such approximations are not necessarily obtained through greedy-type algorithms, viz., the maximal selection principle [7, 8]. They can be obtained by any method, for instance, SVM in learning theory [9], the regularizations in compressed sensing [10], or the Tikhonov regularization, etc. In this article, we focus on a AFD algorithm of the greedy type using the maximal selection principle. The AFD type decompositions all have promising applications to system identification and signal analysis [11, 12] with proven effectiveness. Recently, 1-D AFD has been generalized in either the Clifford (Quaternionic) algebra [13, 14], or the several complex variables settings [2]. In the sequel, when we use the notion AFD, we will specify the context for clearness.

However, since 1-D AFD involves maximal selections of the parameters in the Szegő kernels, it has great computational complexity. For instance, the algorithm in [15] is shown to be of the computational complexity $\mathcal{O}(MN^2)$, where N is the discretization of the unit circle and M is the number of samples in the radius of the unit disc, on which the maximal value is selected. We note that the quantity M can not be reduced because it is independent on the discretization on the unit circle. On the one hand, it has the necessity to reduce the computational complexity in order to make AFD more practical in applications. On the other hand, it is, in fact, feasible to build in FFT into the AFD algorithm. In the present paper, we provide one such algorithm reducing the complexity to $\mathcal{O}(MN \log_2 N)$ from the original $\mathcal{O}(MN^2)$, where N is for the discretization of the unit circle and M is the number of samples in the radius of the unit disc. In Section 2, we briefly recall 1-D AFD and its discretization scheme. In Section 3 we introduce the proposed algorithm and analyse its computational complexity. In Section 4, we give numerical examples to compare the precisions, the selected parameters and the related errors between what we propose with the original 1-D AFD algorithm.

2 Preliminaries

Let L^2 be the Hilbert space of signals with finite energy on the closed interval $[0, 2\pi]$, equipped with the inner product

$$\langle G, F \rangle = \int_0^{2\pi} G(e^{it}) \overline{F}(e^{it}) dt, \quad (1)$$

where $G, F : [0, 2\pi] \rightarrow \mathbb{C}$, and \bar{a} denotes the usual complex conjugate of $a \in \mathbb{C}$ [16]. $H^2 = H^2(\mathbb{D})$ denotes the Hardy space on the unit disk $\mathbb{D} = \{z \in \mathbb{C} : |z| < 1\}$ of the complex plane \mathbb{C} . $\{B_k\}_{k=1}^{+\infty}$ is the Takenaka-Malmquist system or orthonormal rational function system, see Ref. e.g. [17, 18, 19, 20], where

$$B_k(z) = B_{a_1, a_2, \dots, a_k}(z) = \frac{1}{\sqrt{2\pi}} \frac{\sqrt{1 - |a_k|^2}}{1 - \bar{a}_k z} \prod_{l=1}^{k-1} \frac{z - a_l}{1 - \bar{a}_l z}, \quad (2)$$

$a_k \in \mathbb{D}, k \in \mathbb{N}$.

Based on $\{B_k\}_{k=1}^{+\infty}$, the core algorithm of AFD is constructed [1, 4, 15]. For a given analytic signal $G \in H^2$, with $G_1 = G$, there exists the decomposition

$$G(z) = \langle G_1, e_{a_1} \rangle e_{a_1} + G_2(z) \frac{z - a_1}{1 - \bar{a}_1 z}, \quad (3)$$

where $e_{a_1} = \frac{\sqrt{1 - |a_1|^2}}{1 - \bar{a}_1 z}$, $a_1 \in \mathbb{D}, z \in \partial\mathbb{D}$,

$$G_2(z) = (G_1 - \langle G_1, e_{a_1} \rangle e_{a_1}(z)) \frac{1 - \bar{a}_1 z}{z - a_1}, \quad (4)$$

and $a_1 \in \mathbb{D}$ is selected by according to the maximal selection principle. That is,

$$a_1 = \arg \max_{a \in \mathbb{D}} \left\{ |\langle G_1, e_a \rangle|^2 \right\}, \quad (5)$$

which is crucial for the core algorithm of AFD (cf. e.g. [1]). Repeating such process to the n -th step, we get

$$G(z) = \sum_{k=1}^n \langle G_k, e_{a_k} \rangle B_{a_1, \dots, a_k}(z) + G_{n+1}(z) \prod_{k=1}^n \frac{z - a_k}{1 - \bar{a}_k z} = S_n + G_{n+1}(z) \prod_{k=1}^n \frac{z - a_k}{1 - \bar{a}_k z}, \quad (6)$$

where the reduced reminder G_{k+1} is obtained through the recursive formula

$$G_{k+1}(z) = (G_k(z) - \langle G_k, e_{a_k} \rangle e_{a_k}) \frac{1 - \bar{a}_k z}{z - a_k}, \quad (7)$$

and

$$a_k = \arg \max_{a \in \mathbb{D}} \left\{ |\langle G_k, e_a \rangle|^2 \right\}. \quad (8)$$

Moreover, due to the orthogonality and the unimodular property of Blaschke products, for each n there holds

$$\left\| G - \sum_{k=1}^n \langle G_k, e_{a_k} \rangle B_k \right\|^2 = \|G\|^2 - \sum_{k=1}^n |\langle G_k, e_{a_k} \rangle|^2. \quad (9)$$

As a Möbius transform is of norm 1 on the unit circle, the above equation is equal to $\|G_{n+1}\|^2$. The equation $\langle G_k, e_{a_k} \rangle = \langle G, B_k \rangle$ also holds because of the orthogonalization of $\{B_k\}_{k=1}^n$. Then

$$\lim_{n \rightarrow +\infty} \|G_{n+1}\|^2 = \lim_{n \rightarrow +\infty} \left\| G - \sum_{k=1}^n \langle G_k, e_{a_k} \rangle B_k \right\|^2 = \lim_{n \rightarrow +\infty} \left\| G - \sum_{k=1}^n \langle G, B_k \rangle B_k \right\|^2. \quad (10)$$

It has been proved that above limits convergent to zero when parameters a_k is selected by (8) (cf. e.g. [1]).

Finally we have

$$G = \sum_{k=1}^{\infty} \langle G_k, e_{a_k} \rangle B_k = \sum_{k=1}^{\infty} \langle G, B_k \rangle B_k.$$

The above is called 1-D AFD or Core AFD. It can be shown that for $f(z) \in H^2(\mathbb{D})$, as $z \rightarrow e^{it}$ in the non-tangential manner there exists the non-tangential limits $f(e^{it})$ for almost all $e^{it} \in \partial\mathbb{D}$ (cf. e.g. [17]). The mapping between $f(z)$ and its boundary limit function $f(e^{it})$ is an isometric isomorphism. Then $f(e^{it})$ could be processed by the approximation theory in $H^2(\mathbb{D})$. The biggest computation amount in 1-D AFD of $f(e^{it})$ is to find a point $a_k \in \mathbb{D}, k = 1, 2, \dots$, satisfying $|\langle G_k, e_{a_k} \rangle|^2 = \max_{a \in \mathbb{D}} |\langle G_k, e_a \rangle|^2$, where $e_a = \frac{\sqrt{1-|a|^2}}{1-\bar{a}z}$, $a \in \mathbb{D}, z \in \partial\mathbb{D}$.

The key step is to compute the following integral

$$\langle G_k, e_a \rangle = \frac{1}{2\pi} \int_0^{2\pi} G_k(e^{it}) \frac{\sqrt{1-|a|^2}}{1-ae^{-it}} dt, \forall a \in \mathbb{D}. \quad (11)$$

3 Formulation, algorithm and complexity analysis

In this section we will derive our approximation procedure of (11) incorporating FFT. We denote G_k as G for simplifying our notation.

3.1 Formulation

We first give a discrete numerical model of (11). Suppose that the interval $[0, 2\pi)$ is evenly divided into $0 = t_0 < \dots < t_m < \dots < t_{2^K-1} < 2\pi$, $t_m = \frac{2\pi m}{2^K}$ with K being large. Then

$$\langle G, e_a \rangle = \frac{1}{2\pi} \int_0^{2\pi} G(e^{it}) \frac{\sqrt{1-|a|^2}}{1-ae^{-it}} dt \approx \sum_{m=0}^{2^K-1} \frac{\sqrt{1-|a|^2}}{2^K} G\left(e^{i\frac{2\pi m}{2^K}}\right) \frac{1}{1-ae^{-i\frac{2\pi m}{2^K}}}. \quad (12)$$

We index $a \in \mathbb{D}$ in polar coordinate. For a fixed r ($0 < r < 1$), the circle of radius r is evenly divided by the 2^K points $e^{i\frac{2\pi}{2^K}j}, j = 0, 1, \dots, N = 2^K - 1$, which is the same segmentation step distance as (12). That is $a_j = re^{i\frac{2\pi}{2^K}j}, j = 0, 1, \dots, 2^K - 1$. The relation (12), therefore, can be rewritten by approximating a by a_j on a fixed circle as

$$\langle G, e_{a_j} \rangle \approx \sum_{m=0}^{2^K-1} \frac{\sqrt{1-r^2}}{2^K} G\left(e^{i\frac{2\pi m}{2^K}}\right) \frac{1}{1-a_j e^{-i\frac{2\pi m}{2^K}}}, j = 0, 1, 2, \dots, 2^K - 1. \quad (13)$$

To further reduce (12), we define the notation for the right side of (13) as

$$\langle G, e_{a_j} \rangle^{\sim} = \sum_{m=0}^{2^K-1} \frac{\sqrt{1-r^2}}{2^K} G\left(e^{i\frac{2\pi m}{2^K}}\right) \frac{1}{1-a_j e^{-i\frac{2\pi m}{2^K}}}, j = 0, 1, 2, \dots, 2^K - 1. \quad (14)$$

Then, a simple computation gives

$$\langle G, e_{a_j} \rangle^{\sim} = \sum_{l=0}^{2^K-1} \frac{\sqrt{1-r^2}}{2\pi} \frac{a_j^l}{1-a_j^{2^K}} c_l, j = 0, 1, 2, \dots, 2^K - 1, \quad (15)$$

where the coefficients

$$c_l = \sum_{m=0}^{2^K-1} G\left(e^{i\frac{2\pi m}{2^K}}\right) e^{-il\frac{2\pi m}{2^K}}, l \in \mathbb{N} \cup \{0\}. \quad (16)$$

In fact, observing that function $e^{-i\frac{2\pi}{2^K}}$ has a period 2^K , then coefficient c_l is a periodic function of 2^K , i.e., $c_l = c_{l+n2^K}, n \in \mathbb{N}$. Indeed, noticing $\left|a_j e^{-i\frac{2\pi m}{2^K}}\right| < 1, a_j \in \mathbb{D}$. This allows us to get another form of (14) as follows:

$$\begin{aligned} \langle G, e_{a_j} \rangle^{\sim} &= \sum_{m=0}^{2^K-1} \sum_{l=0}^{+\infty} \frac{\sqrt{1-r^2}}{2^K} a_j^l G\left(e^{i\frac{2\pi m}{2^K}}\right) e^{-il\frac{2\pi m}{2^K}} = \sum_{l=0}^{+\infty} \frac{\sqrt{1-r^2}}{2^K} a_j^l \sum_{m=0}^{2^K-1} G\left(e^{i\frac{2\pi m}{2^K}}\right) e^{-il\frac{2\pi m}{2^K}} \\ &= \sum_{s=0}^{+\infty} \sum_{l=s2^K}^{(s+1)2^K-1} \frac{\sqrt{1-r^2}}{2^K} a_j^l c_l = \sum_{l=0}^{2^K-1} \frac{\sqrt{1-r^2}}{2\pi} \frac{a_j^l}{1-a_j^{2^K}} c_l, a_j \in \mathbb{D}. \end{aligned}$$

Substituting $a_j = re^{i\frac{2\pi}{2^K}j} \in \mathbb{D}$ in (15), we have

$$\begin{aligned} \langle G, e_{a_j} \rangle^{\sim} &= \frac{\sqrt{1-r^2}}{2\pi(1-a_j^{2^K})} \sum_{l=0}^{2^K-1} a_j^l c_l = \frac{\sqrt{1-r^2}}{2\pi\left(1-\left(re^{i\frac{2\pi}{2^K}j}\right)^{2^K}\right)} \sum_{l=0}^{2^K-1} \left(re^{i\frac{2\pi}{2^K}j}\right)^l c_l \\ &= \frac{\sqrt{1-r^2}}{2\pi\left(1-r^{2^K}e^{i\frac{2\pi}{2^K}j2^K}\right)} \sum_{l=0}^{2^K-1} r^l e^{i\frac{2\pi}{2^K}jl} c_l = \frac{\sqrt{1-r^2}}{2\pi(1-r^{2^K})} \sum_{l=0}^{2^K-1} r^l c_l e^{i\frac{2\pi}{2^K}jl}, j = 0, 1, \dots, 2^K - 1. \end{aligned} \quad (17)$$

To compute (17), we divide it into two steps. First, applying the FFT to all of $c_l, l = 0, 1, 2, \dots, 2^K - 1$. In fact, for arbitrary $0 \leq l \leq 2^K - 1, l \in \mathbb{N} \cup \{0\}$, starting with (16), we have

$$\begin{aligned} c_l &= \sum_{m=0}^{2^K-1} G\left(e^{i\frac{2\pi m}{2^K}}\right) e^{-il\frac{2\pi m}{2^K}} = \sum_{2m=0}^{2^K-2} G\left(e^{i\frac{2\pi(2m)}{2^K}}\right) e^{-il\frac{2\pi(2m)}{2^K}} + \sum_{2m+1=1}^{2^K-1} G\left(e^{i\frac{2\pi(2m+1)}{2^K}}\right) e^{-il\frac{2\pi(2m+1)}{2^K}} \\ &= \sum_{m=0}^{2^{K-1}-1} G\left(e^{i\frac{2\pi(2m)}{2^K}}\right) e^{-i\frac{2\pi(2m)}{2^K}l} + \sum_{m=0}^{2^{K-1}-1} G\left(e^{i\frac{2\pi(2m+1)}{2^K}}\right) e^{-i\frac{2\pi(2m+1)}{2^K}l}. \end{aligned} \quad (18)$$

Let $W_{2^K} = e^{-i\frac{2\pi}{2^K}}$, we get

$$\begin{cases} c_l = \sum_{m=0}^{2^{K-1}-1} G(W_{2^K}^{-2m}) W_{2^K}^{2ml} + \sum_{m=0}^{2^{K-1}-1} G(W_{2^K}^{-(2m+1)}) W_{2^K}^{2ml} W_{2^K}^l, \\ c_{l+2^{K-1}} = \sum_{m=0}^{2^{K-1}-1} G(W_{2^K}^{-2m}) W_{2^K}^{2ml} - \sum_{m=0}^{2^{K-1}-1} G(W_{2^K}^{-(2m+1)}) W_{2^K}^{2ml} W_{2^K}^l. \end{cases} \quad (19)$$

The second step is to use FFT formulation and to derive the following theorem.

Theorem 3.1. *The right hand side of (14) is equal to the cases*

$$\begin{cases} \langle G, e_{a_j} \rangle^- = \frac{\sqrt{1-r^2}}{2^K(1-r^{2^K})} \left(\sum_{l=0}^{2^{K-1}-1} r^{2l} c_{2l} W_{2^K}^{-2jl} + \sum_{l=0}^{2^{K-1}-1} r^{2l+1} c_{2l+1} W_{2^K}^{-2jl} W_{2^K}^{-j} \right), \\ \langle G, e_{a_{j+2^{K-1}}} \rangle^- = \frac{\sqrt{1-r^2}}{2^K(1-r^{2^K})} \left(\sum_{l=0}^{2^{K-1}-1} r^{2l} c_{2l} W_{2^K}^{-2jl} - \sum_{l=0}^{2^{K-1}-1} r^{2l+1} c_{2l+1} W_{2^K}^{-2jl} W_{2^K}^{-j} \right), \end{cases} \quad (20)$$

where $j = 0, 1, 2, \dots, 2^{K-1} - 1$ and $c_l, l = 0, 1, 2, \dots, 2^{K-1} - 1$, is given by (19).

Proof. Observing from (14), one gets

$$\begin{aligned} \langle G, e_{a_j} \rangle^- &= \frac{\sqrt{1-r^2}}{2^K(1-a_j^{2^K})} \sum_{l=0}^{2^K-1} a_j^l c_l = \frac{\sqrt{1-r^2}}{2^K \left(1 - (rW_{2^K}^{-j})^{2^K}\right)} \sum_{l=0}^{2^K-1} (rW_{2^K}^{-j})^l c_l \\ &= \frac{\sqrt{1-r^2}}{2^K \left(1 - r^{2^K} W_{2^K}^{-j2^K}\right)} \sum_{l=0}^{2^K-1} r^l W_{2^K}^{-jl} c_l = \frac{\sqrt{1-r^2}}{2^K(1-r^{2^K})} \sum_{l=0}^{2^K-1} r^l c_l W_{2^K}^{-jl} \\ &= \frac{\sqrt{1-r^2}}{2^K(1-r^{2^K})} \sum_{2l=0}^{2^K-2} r^{2l} W_{2^K}^{-2lj} c_{2l} + \frac{\sqrt{1-r^2}}{2^K(1-r^{2^K})} \sum_{2l+1=1}^{2^K-1} r^{2l+1} W_{2^K}^{-2lj} W_{2^K}^{-j} c_{2l+1} \\ &= \frac{\sqrt{1-r^2}}{2^K(1-r^{2^K})} \left(\sum_{l=0}^{2^{K-1}-1} r^{2l} W_{2^K}^{-2lj} c_{2l} + \sum_{l=0}^{2^{K-1}-1} r^{2l+1} W_{2^K}^{-2lj} W_{2^K}^{-j} c_{2l+1} \right), j = 0, 1, \dots, 2^K - 1. \end{aligned} \quad (21)$$

Hence, we get

$$\begin{aligned} \langle G, e_{a_{j+2^{K-1}}} \rangle^- &= \frac{\sqrt{1-r^2}}{2^K(1-r^{2^K})} \left(\sum_{l=0}^{2^{K-1}-1} r^{2l} c_{2l} W_{2^K}^{-2(j+2^{K-1})l} + \sum_{l=0}^{2^{K-1}-1} r^{2l+1} c_{2l+1} W_{2^K}^{-2(j+2^{K-1})l} W_{2^K}^{-(j+2^{K-1})} \right) \\ &= \frac{\sqrt{1-r^2}}{2^K(1-r^{2^K})} \left(\sum_{l=0}^{2^{K-1}-1} r^{2l} c_{2l} W_{2^K}^{-2jl} - \sum_{l=0}^{2^{K-1}-1} r^{2l+1} c_{2l+1} W_{2^K}^{-2jl} W_{2^K}^{-j} \right). \end{aligned} \quad (22)$$

Therefore, for $0 \leq j < 2^{K-1} - 1$, we have

$$\begin{cases} \langle G, e_{a_j} \rangle^- = \frac{\sqrt{1-r^2}}{2^K(1-r^{2^K})} \left(\sum_{l=0}^{2^{K-1}-1} r^{2l} c_{2l} W_{2^K}^{-2jl} + \sum_{l=0}^{2^{K-1}-1} r^{2l+1} c_{2l+1} W_{2^K}^{-2jl} W_{2^K}^{-j} \right), \\ \langle G, e_{a_{j+2^{K-1}}} \rangle^- = \frac{\sqrt{1-r^2}}{2^K(1-r^{2^K})} \left(\sum_{l=0}^{2^{K-1}-1} r^{2l} c_{2l} W_{2^K}^{-2jl} - \sum_{l=0}^{2^{K-1}-1} r^{2l+1} c_{2l+1} W_{2^K}^{-2jl} W_{2^K}^{-j} \right). \end{cases} \quad (24)$$

□

Remark 3.2. *Since the computational complexity of directly computing (14) is $\mathcal{O}(N^2)$, it is unacceptable especially when N takes a large positive integer. Thus, what is the key point is to reduce the computational complexity of (14) from $\mathcal{O}(N^2)$ to $\mathcal{O}(N \log_2 N)$. We achieve this by constructively changing (14) into (15) with coefficients c_l given by (16), and then transferring (15) into (20). This is because through the technical observation we can make full use of the fast Fourier transform algorithm (FFT) to compute (20) and coefficients*

c_l given by (16), whose computational complexity is $\mathcal{O}(N \log_2 N)$. These ideas are the starting of the following algorithm.

3.2 Algorithm

In this section, we propose our fast algorithm for the 1-D AFD, making use of the FFT mechanism. Parameters are expressed in polar coordinate. Radius is sampled evenly by M points as $0 < r_1 < r_2 < \dots < r_s < \dots < r_{M-1} < r_M < 1$, where $r_s = \frac{s}{M+1}$, $s = 1, 2, \dots, M$. Denote the grid mesh on the circle of radius r_s is

$$C_{s,2^K} = \{a_j = r_s W_{2^K}^{-j}, j = 0, 1, 2, \dots, 2^K - 1\}.$$

This set is in particular involved in the FFT formulation of the subsection 3.1.

3.2.1 Algorithm description

Step 1. Compute $\langle G, e_{a_j} \rangle, j = 0, 1, 2, \dots, 2^K - 1$ for all of $a_j \in C_{s,2^K}$, $s = 1, 2, \dots, M$.

Applying (19), we compute all of $r_s^l c_l, l = 0, 1, 2, \dots, 2^K - 1$, $s = 1, 2, \dots, M$, and store them.

Next, starting from the recursive relation (20) with a fixed r_s , we need to work backward K times to obtain the expression of the input data. Set the input of the recursive relation to be $f(l) = r_s^l c_l, l = 1, 2, \dots, 2^K - 1$. Then the twiddle factor of (20) is $W_{2^K}^l$, while that of FFT is $W_{2^K}^{-l}$. Because f is output in the order of l , the bit-reversal permutation of m is necessary. Similarly, we need to input f in the order of the bit-reversal permutation of l to obtain $\langle G, e_{a_j} \rangle, j = 0, 1, 2, \dots, 2^K - 1$. We repeat the above procedure to obtain $\langle G, e_{a_j} \rangle$ for all $s = 1, 2, \dots, M$.

Step 2. Find a point $a_{s',j'} \in \bigcup_{s=1}^M C_{s,2^K}$ satisfying $|\langle G, e_{a_{s',j'}} \rangle|^2 = \max_{\substack{a_j \in C_{s,2^K} \\ s=1,2,\dots,M}} |\langle G, e_{a_j} \rangle|^2$.

We compare all $\langle G, e_{a_j} \rangle, j = 0, 1, 2, \dots, 2^K - 1, s = 1, 2, \dots, M$, to find the maximum value and the corresponding parameter $a_{s',j'} = r_{s'} W_{2^K}^{-j'}$.

Remark 3.3. In our algorithm proposed in the subsection 3.1, we select evenly the sampling. While the non-uniform/non-evenly sampling is allowed, our algorithm still holds by applying the non-uniform discrete Fourier transforms developed in Ref. e.g. [21].

3.3 Computational complexity

In this section we will analyse the computation complexity of the proposed algorithm in Section 3.2. Here let $N = 2^K$.

In Step 1, applying the argument of the classical FFT, the computational complexity of (19) is $\mathcal{O}(N \log_2 N)$.

The computational complexity of the input signal $f(l) = r^l c_l, l = 0, 1, 2, \dots, N - 1$ is $\mathcal{O}(N + N \log_2 N)$, which is

also $\mathcal{O}(N \log_2 N)$. For $s = 1, 2, \dots, M$, the total computational complexity of $\langle G, e_{a_j} \rangle^\sim, j = 0, 1, \dots, 2^K - 1, s = 1, 2, \dots, M$, is $\mathcal{O}(MN \log_2 N)$.

In Step 2, in order to find a point $a_{s', j'} \in \bigcup_{s=1}^M C_{s, 2^K}$, satisfying $\left| \langle G, e_{a_{s', j'}} \rangle^\sim \right|^2 = \max_{\substack{a_j \in C_{s, 2^K} \\ s=1, 2, \dots, M}} \left| \langle G, e_{a_j} \rangle^\sim \right|^2$, we compare the absolute value of all $\langle G, e_{a_j} \rangle^\sim$ obtained from Step 1 one by one. As the length of the above absolute values is MN , the computational complexity to find the maximum is $\mathcal{O}(MN)$.

Totally, the computational complexity of Algorithm 1 is $\mathcal{O}(MN \log_2 N)$.

Remark 3.4. For a fixed $r : 0 < r < 1$, $\langle G, e_{a_j} \rangle^\sim, |a_j| = r, j = 0, 1, 2, \dots, 2^K - 1$, could be computed directly from (14), the computational complexity is $\mathcal{O}(N^2)$, being considerably higher than that of (19). But if we do not chose evenly 2^{K-m} ($0 < m < K, m \in \mathbb{N}$) on the circle of radius r , the argument of the classical FFT cannot play a role in the computation of 1-D AFD. In such a case, $\langle G, e_{a_j} \rangle^\sim$ can be obtained from (14) with the computational complexity $\mathcal{O}(N^2)$.

4 Numerical experiments

In this section, we temporarily call the proposed algorithm FFT-AFD. We also call the direct computation of AFD without FFT mechanism as Direct-AFD. The efficiency of the proposed algorithm is analysed from two different aspects. The first one is to list the output of the proposed algorithm: the running times, the approximation results, the parameters a_k and relative errors. The second one is to make a running time comparison when the original signal is discretized by a different length of samples. The comparisons are presented between the output of the proposed algorithm and the ones of the Direct-AFD algorithm in [15].

We define the relative error by

$$\delta = \frac{\|G - S_n\|^2}{\|G\|^2}, \quad (25)$$

where G is the original signal and S_n is the summation of n terms, i.e. $S_n = \sum_{k=1}^n \langle G, B_k \rangle B_k$.

In all of the following experiments, the radius of the unit disc $r = 0, 0.1, 0.2, \dots, 0.8$ will be considered. The CPU of the utilized computer is the Intel G540 under the default setting of a single thread. All experiments are conducted in Matlab 2012b.

4.1 Basic experiments

All original functions are sampled by the 1024 points in this part.

Case 1. The original function is chosen as

$$f_1 = \frac{(0.0247e^{i3t} + 0.355e^{i2t})}{(1 - 0.3679e^{it})} \in H^2.$$

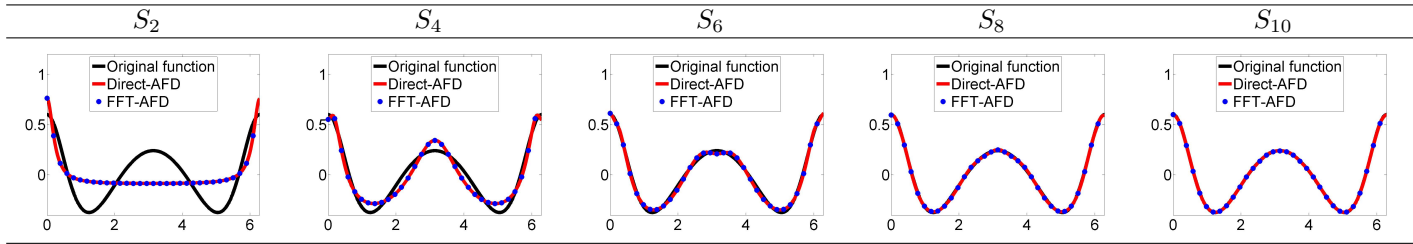
The time consuming to run 10 steps is shown in Table 1 below. The experiments are repeated 6 times.

Table 1: Running time (s)

FFT-AFD	0.2617	0.2609	0.2613	0.2610	0.2609	0.2614
Direct-AFD	1.3315	1.3297	1.3294	1.3323	1.3294	1.3329

The real part of approximation results is shown in Table 2.

Table 2: Comparison between the approximation results in Case 1



The a_k 's and the relative errors obtained from 1-D AFD with our proposed algorithm are shown in the following Tables 3 and 4.

Table 3: Parameters a_k in Case 1

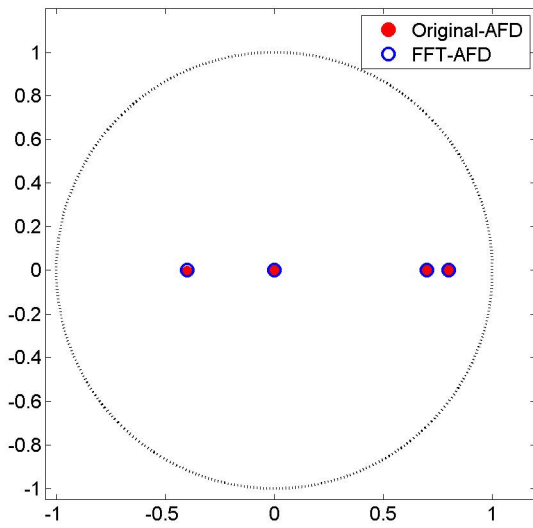


Table 4: Relative error (dB)

N	FFT-AFD	Direct-AFD
1	1.0000	1.0000
2	0.5790	0.5790
3	0.2092	0.2093
4	0.0553	0.0553
5	0.0189	0.0189
6	0.0052	0.0052
7	0.0017	0.0017
8	0.0005	0.0005
9	0.0002	0.0002
10	0.0000	0.0001

Analysis 1. From Table 1, it is clear that the numerical computation is significantly accelerated. From Table 3, the difference of the parameters a_k and that of the relative error are limited in 0.0001. These data indicate that our proposed algorithm actually achieves the effects of 1-D AFD in less time.

Case 2. f_1 is a rational function being of good smoothness. Then f_2 is given as an example of the step functions as

$$f_2 = \text{sgn}(\sin t).$$

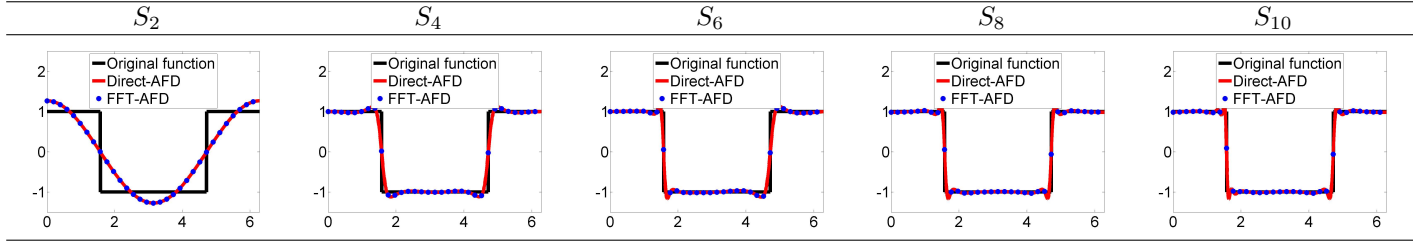
The running time, a_k and the relative error are given in Tables 5 as follows.

Table 5: Running time (s)

FFT-AFD	0.2618	0.2616	0.2593	0.2598	0.2598	0.2598
Direct-AFD	1.3110	1.3157	1.3294	1.3099	1.3150	1.3079

The approximation results is shown in Table 6.

Table 6: Comparison between the approximation results in Case 2



The a_k 's and the relative errors obtained from our proposed algorithm are shown in Tables 7 and 8.

Table 7: Parameters a_k in Case 1

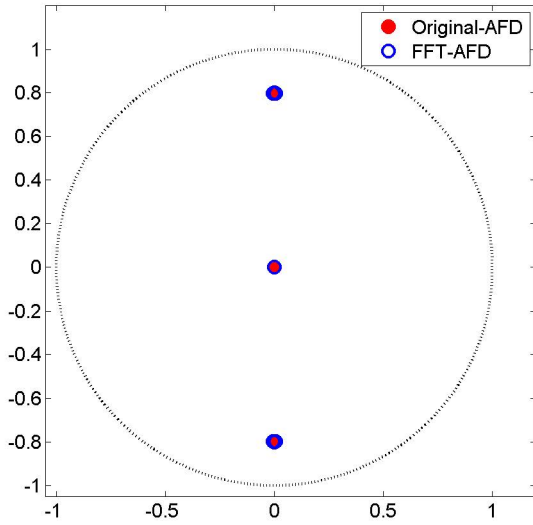


Table 8: Relative error (dB)

N	FFT-AFD	Direct-AFD
1	1.0000	1.0000
2	0.1895	0.1895
3	0.1260	0.1260
4	0.0266	0.0266
5	0.0247	0.0247
6	0.0199	0.0199
7	0.0183	0.0183
8	0.0129	0.0129
9	0.0120	0.0120
10	0.0106	0.0105

Analysis 2. The running time of our proposed algorithm keeps a stable acceleration. The parameters a_k 's have a little difference from those of the Direct-AFD, in which the value of the integral (inner product) is yielded by the Newton-Cotes rules. It does not cause any influence on the relative errors in this example.

4.2 The Influence of the length of samples

The proposed algorithm in Section 3 is of $\mathcal{O}(MN \log_2 N)$ computation complexity. Compared to Direct-AFD with the computational complexity $\mathcal{O}(MN^2)$, the running time should be obviously improved with an increased length of samples of the original function. Hereby, the original signal f_1 is sampled by 128, 256, 512, 1024, 2048

points respectively. We observe the running times of the proposed algorithm approximating 10 steps with the sampled signals. The running time can be found in Table 9.

Table 9: Running time (s)

The length of samples	128	256	512	1024	2048	4096
FFT-AFD	0.0331	0.0634	0.1325	0.2662	0.5416	1.1243
Direct-AFD	0.0369	0.1049	0.3530	1.3087	5.1891	24.3431

The parameters have a little difference from those from Direct-AFD, when $N = 2^7, 2^8, 2^9, 2^{10}, 2^{11}, 2^{12}$, respectively. Moreover, it does not cause any influence on the relative errors in this example.

Remark 4.1. *In our algorithm presented in the subsections 3.2 and the numerical experiments in Section 4, we have considered the case of the dynamic parameter choice $N = 2^K$. Moreover, following the argument contained in Ref. e.g. [22], our algorithm is still valid when the dynamic parameter choice $N = p^K$ with p being an arbitrary prime is considered.*

References

- [1] T. Qian, Y. B. Wang, Adaptive Fourier series - a variation of greedy method, *Advance in Computation Mathematics*, **34**(3)(2010), 279-293.
- [2] T. Qian, Two-dimensional adaptive Fourier decomposition, *Mathematical Methods in the Applied Sciences*, **39**(10)(2015), 2431-2448.
- [3] Y. Gao, M. Ku, T. Qian, J. Z. Wang, FFT Formulations of adaptive Fourier decomposition, *Journal of Computational and Applied Mathematics*, **324**(2017), 204-215.
- [4] T. Qian, Intrinsic mono-component decomposition of functions: An advance of Fourier theory, *Mathematical Methods in the Applied Sciences*, **33**(2010), 880-891.
- [5] T. Qian, E. Wegert, Optimal approximation by Blaschke forms, *Complex Variables and Elliptic Equations*, **58**(2013), 123-133.
- [6] T. Qian, Cyclic AFD algorithm for best approximation by rational functions of given order, *Mathematical Methods in the Applied Sciences*, **37**(6)(2013), 846-859.
- [7] G. Davis, S. Mallat, M. Avellaneda, Adaptive greedy approximations, *Constructive Approximation*, **13**(1)(1997), 57-98.
- [8] R. A. DeVore, V. N. Temlyakov, Some remarks on greedy algorithm, *Adv. Comput. Math.* **5**(1996), 173-187.
- [9] Y. Mo, T. Qian, Support vector machine adapted Tikhonov regularization method to solve Dirichlet problem, *Applied Mathematics and Computation*, **245**(2014), 509-519.

- [10] S. Li, T. Qian, W. X. Mai, Sparse reconstruction of Hardy signal and applications to time-frequency distribution, *International Journal of Wavelets, Multiresolution and Information Processing*, **11**(2013) 1350031.
- [11] W. Mi, T. Qian, Frequency-domain identification: an method based on an adaptive rational orthogonal system, *Automatica*, **48**(6)(2012), 1154-1162.
- [12] P. Dang, T. Qian, Transient time-frequency distribution based on mono-component decomposition, *International Journal of Wavelets, Multiresolution and Information Processing*, **11**(2013) 1350022.
- [13] T. Qian, W. Sprössig, J. X. Wang, Adaptive Fourier decomposition of functions in quaternionic Hardy spaces, *Mathematical Methods in the Applied Sciences*, **35**(2012), 43-64.
- [14] T. Qian, J. X. Wang, Y. Yang, Matching pursuits among shifted Cauchy kernels in higher-dimensional spaces, *Acta Mathematica Scientia*, **34**(3)(2014), 660-672.
- [15] T. Qian, L. Zhang, Z. Li, Algorithms of adaptive Fourier decomposition, *IEEE Transactions on Signal Processing*, **59**(12)(2011), 5899-5906.
- [16] D. Gabor, Theory of communication. Part 1: The analysis of information, *Journal of the Institution of Electrical Engineers - Part III: Radio and Communication Engineering*, **93**(26)(1946), 429-441.
- [17] J. Garnett, Bounded analytic functions, *Graduate Texts in Mathematics 236*, Revised First Version, Springer Science Business Media, LLC (2007).
- [18] A. Bultheel, P. Carrette, Takenaka-Malmquist basis and general Toeplitz matrices, *IEEE Proceedings of the 42nd CDC Conference, Maui, Hawaii. Vol. 1*, (2003).
- [19] H. Akçay, B. Ninness, Orthonormal basis functions for modelling continuous time systems, *Signal Processing*, **77**(3)(1999), 261-274.
- [20] B. Wahlberg, Orthogonal Rational Functions: A Transformation Analysis, *SIAM Review*, **45**(4)(2003), 689-705.
- [21] M. Frigo, S. G. Johnson, The design and implementation of FFTW3, *Proceedings of the IEEE*, **93**(2)(2005), 216-231.
- [22] C. M. Rader, Discrete Fourier transforms when the number of data samples is prime, *Proc. IEEE*, **56**(1968), 1107-1108.