

IMPROVED GENERALIZED PERIODS ESTIMATES ON RIEMANNIAN SURFACES WITH NONPOSITIVE CURVATURE

YAKUN XI

ABSTRACT. We show that on compact Riemann surfaces of negative curvature, the generalized periods, i.e. the ν -th order Fourier coefficient of eigenfunctions e_λ over a period geodesic γ goes to 0 at the rate of $O((\log \lambda)^{-1/2})$, if $0 < \nu < c_0 \lambda$, given any $0 < c_0 < 1$. No such result is possible for the sphere S^2 or the flat torus T^2 . Our proof consists of a further refinement of a recent paper by Sogge, Xi and Zhang [SXZ17] on the geodesic period integrals ($\nu = 0$), which featured the Gauss-Bonnet Theorem as a key quantitative tool to avoid geodesic rectangles on the universal cover of M . In contrast, we shall employ the Gauss-Bonnet Theorem to quantitatively avoid geodesic parallelograms. As in [SXZ17], the use of Gauss-Bonnet also enables us to weaken our curvature condition, by allowing the curvature to vanish at an averaged rate of finite type.

1. INTRODUCTION

Let e_λ denote the L^2 -normalized eigenfunction on a compact, boundary-less Riemannian surface (M, g) , i.e.,

$$-\Delta_g e_\lambda = \lambda^2 e_\lambda, \quad \text{and} \quad \int_M |e_\lambda|^2 dV_g = 1.$$

Here Δ_g denotes the Laplace-Beltrami operator on (M, g) and dV_g is the volume element associated with metric g .

It is an area of interest in both number theory and harmonic analysis to study various quantitative behaviors of the eigenfunctions restricted to certain smooth curve, among which the geodesic period integral of eigenfunctions on compact hyperbolic surfaces have been studied intensively due to its significance in number theory.

Using the Kuznecov formula, Good [Goo83] and Hejhal [Hej82] independently showed that if γ_{per} is a periodic geodesic on a compact hyperbolic surface M parametrized by arc-length, then, uniformly in λ ,

$$(1.1) \quad \left| \int_{\gamma_{per}} e_\lambda ds \right| \leq C_{\gamma_{per}}.$$

This result was later generalized by Zelditch [Zel92], who showed that if λ_j are the eigenvalues of $\sqrt{-\Delta_g}$ for an orthonormal basis of eigenfunctions e_{λ_j} on a compact Riemannian surface, and if $p_j(\gamma_{per})$ denote the period integrals of e_{λ_j} as in (1.1), then

$$(1.2) \quad \sum_{\lambda_j \leq \lambda} |p_j(\gamma_{per})|^2 = c_{\gamma_{per}} \lambda + O(1),$$

which is stronger than (1.1). Further work for hyperbolic surfaces giving more information about the lower order remainder in terms of geometric data of γ_{per} was

done by Pitt [Pit08]. Since, by Weyl's Law, the number of eigenvalues (counting multiplicities) that are smaller than λ is about λ^2 , (1.2) implies that, at least on average, one can do much better than (1.1). The problem of improving this upper bound for hyperbolic surfaces was raised and discussed in Pitt [Pit08] and Reznikov [Rez15]. Indeed, it was observed in [CS15] that (1.1) is sharp on compact Riemannian surfaces of constant non-negative curvature. On the round sphere S^2 , the integrals in (1.1) have unit size if γ_{per} is the equator and e_λ is an L^2 -normalized zonal spherical harmonic of even degree. Also on the flat torus \mathbb{T}^2 , for every periodic geodesic, γ_{per} , one can find a sequence of eigenvalues λ_k and eigenfunctions e_{λ_k} so that $e_{\lambda_k} \equiv 1$ on γ_{per} and $\|e_{\lambda_k}\|_{L^2(\mathbb{T}^2)} \approx 1$. In contrast, as an analogy with the Lindelöf conjecture for certain L -functions, it is conjectured by Reznikov that the geodesic period integrals on a compact hyperbolic surface satisfy the following:

Conjecture 1.1 ([Rez15]). *Let γ_{per} be a periodic geodesic on a compact hyperbolic surface (M, g) . Then given $\varepsilon > 0$, there exists a constant C_ε depending on ε , M and the length of γ_{per} , such that*

$$(1.3) \quad \left| \int_{\gamma_{per}} e_\lambda ds \right| \leq C_\varepsilon \lambda^{-\frac{1}{2} + \varepsilon}.$$

In a paper of Chen and Sogge [CS15], the first improvement over (1.1) for surfaces with negative curvature was obtained. It was shown that the period integrals in (1.1) converge to 0 as $\lambda \rightarrow \infty$ if (M, g) has strictly negative curvature. The proof exploited the simple geometric fact that, due to the presence of negative curvature, there is no non-trivial geodesic rectangle on the universal cover of M . This allowed them to show that the period integrals (1.1) goes to 0 as $\lambda \rightarrow \infty$, by using a stationary phase argument involving a reproducing kernel for the eigenfunctions. In a recent joint paper of Sogge, the author and Zhang [SXZ17], this method was further refined, and they managed to show that

$$(1.4) \quad \left| \int_{\gamma_{per}} e_\lambda ds \right| = O((\log \lambda)^{-\frac{1}{2}}),$$

under the assumption that the curvature $K = K_g$ of (M, g) is non-positive but allowed to vanish at an averaged rate of finite type, in the following sense.

Definition 1.2 (Curvature Condition). *Let (M, g) be a surface with non-positive curvature. We say that the curvature K of (M, g) satisfies the averaged vanishing condition, if there exists a constant $k > 0$, such that whenever $B_r \subset M$ is a geodesic ball of radius $r \leq 1$ with arbitrary center, we have that*

$$(1.5) \quad \int_{B_r} K dV_g \leq -\delta r^k, \quad \text{for all } r \leq 1.$$

If the curvature of M is strictly negative, then by the compactness of M , one can see that $K \leq -\delta$ everywhere for some constant $\delta > 0$, and thus clearly (1.5) is valid. Furthermore, the averaged vanishing condition holds, if the curvature is negative off of a lower dimensional set of points where it vanishes to finite order.

The key idea of [SXZ17] was to use the Gauss-Bonnet Theorem to get a quantitative version of the ideas used in [CS15], that is, to quantitatively avoid geodesic rectangles on the universal cover. Using Jacobi fields, Wyman ([Wym17a], [Wym17b]) generalized the results in [CS15] and [SXZ17] to curves satisfying certain interesting curvature assumptions.

Another way of looking at the period integral (1.1) is to regard it as the 0-th order Fourier coefficient of $e_\lambda|_{\gamma_{per}}$. The general ν -th order Fourier coefficients of $e_\lambda|_{\gamma_{per}}$ are called *generalized periods* (see [Rez15]). Generalized periods for hyperbolic surfaces naturally arise in the theory of automorphic functions, and are of interest in their own right, thus have been studied considerably by number theorists. It was shown by Reznikov [Rez15] that on compact hyperbolic surfaces, if γ is a periodic geodesic or a geodesic circle, the ν -th order Fourier coefficients of $e_\lambda|_\gamma$ is uniformly bounded if $\nu \leq c_\gamma \lambda$ for some constant c_γ depending on γ . In this spirit, it was later proved by the author [Xi17] that Reznikov's bounds actually hold for arbitrary smooth closed curves over arbitrary compact Riemannian surfaces.

Theorem 1.3 ([Xi17]). *Let γ be a smooth closed curve on (M, g) parametrized by arc-length. Let $|\gamma|$ denote its length. Given $0 < c_0 < 1$, if ν is an integer multiple of $2\pi|\gamma|^{-1}$ such that $0 \leq \frac{\nu}{\lambda} < c_0 < 1$, then we have*

$$(1.6) \quad \left| \int_\gamma e_\lambda(\gamma(s)) e^{-i\nu s} ds \right| \leq C|\gamma|,$$

where the constant C only depends on (M, g) and c_0 . In addition, if $\mu > c_0^{-1}\lambda$, then we have

$$(1.7) \quad \left| \int_\gamma e_\lambda(\gamma(s)) e^{-i\nu s} ds \right| \leq C_N \nu^{-N},$$

for all $N \in \mathbb{N}$.

Like the period integrals, the above bounds are sharp on both the sphere S^2 and the flat torus \mathbb{T}^2 . (See [Xi17, Section 5].) We also remark that our frequency gap condition $0 \leq \frac{\nu}{\lambda} < c_0 < 1$ is necessary, in the sense that (1.6) is in general not possible at the resonant frequency $\nu = \lambda$. Indeed, on S^2 , L^2 -normalized highest weight spherical harmonics with frequency λ restricted to the equator have ν -Fourier coefficient $\sim \nu^{\frac{1}{4}}$, which represents a big jump from both (1.6) and (1.7). Another key insight provided by [SXZ17] is that under the curvature assumption (1.5), the ν -th Fourier coefficients of $e_\lambda|_{\gamma_{per}}$ satisfies

$$(1.8) \quad \left| \int_{\gamma_{per}} e_\lambda e^{-i\nu s} ds \right| \leq C_\nu |\gamma_{per}| (\log \lambda)^{-\frac{1}{2}},$$

where C_ν is a constant times some positive power of ν . On the other hand, it is also conjectured in [Rez15] that for compact hyperbolic surface, we should expect much better estimates.

Conjecture 1.4 ([Rez15]). *Let γ_{per} be a fixed closed geodesic on a compact hyperbolic surface (M, g) . Then given $\varepsilon > 0$, $0 < c < 1$, there exists a constant C_ε depending on ε , M and the length of γ_{per} , such that for $0 \leq \frac{\nu}{\lambda} < c_0 < 1$, we have*

$$(1.9) \quad \left| \int_{\gamma_{per}} e_\lambda(\gamma_{per}(s)) e^{-i\nu s} ds \right| \leq C_\varepsilon \lambda^{-\frac{1}{2} + \varepsilon}.$$

The above conjecture, if true, illustrates the huge differences between the sphere/torus case and the hyperbolic case. The curvature of the surface being negative somehow “filters” out almost all lower frequency oscillations of eigenfunctions over a closed geodesic. Even though Conjecture 1.4 seems far beyond with current techniques, we shall take a first step toward it. To be more specific, we shall prove the analog of (1.4) for generalized periods, by showing that one may take the

constant C_ν in (1.8) to be uniform in ν , assuming $0 \leq \frac{\nu}{\lambda} < c_0 < 1$. As in [SXZ17], we shall assume through out our paper that the curvature of our surface (M, g) satisfies the averaged vanishing condition (1.5). Our main result is the following.

Theorem 1.5 (Main Theorem). *Let $\gamma = \gamma_{per}$ be a periodic geodesic on a Riemannian surface (M, g) with curvature K satisfying the averaged vanishing conditions (1.5). Given $0 < c_0 < 1$, if ν is an integer multiple of $2\pi|\gamma|^{-1}$ such that $0 \leq \frac{\nu}{\lambda} = \epsilon < c_0 < 1$, then we have*

$$(1.10) \quad \left| \int_{\gamma} e_{\lambda}(\gamma(s)) e^{-i\nu s} ds \right| \leq C |\gamma| (\log \lambda)^{-\frac{1}{2}},$$

where the constant C only depends on M and c_0 .

It is clear that Theorem 1.5 is an improvement over both (1.6) and (1.4), where it is better than (1.6) for negatively curved surfaces, and contains (1.8) as the special case when $\nu = 0$. To the author's best knowledge, Theorem 1.5 is the first result showing generalized periods converge to 0 uniformly for $\nu < c_0 \lambda$ for compact hyperbolic surfaces. Also we remark that, like in [SXZ17], our result 1.10 also holds for quasi-modes ψ_{λ} satisfying (see [SZ15])

$$(1.11) \quad (\log \lambda / \lambda) \|(\Delta_g + \lambda^2) \psi_{\lambda}\|_{L^2(M)} + \|\psi_{\lambda}\|_{L^2(M)} \leq 1.$$

The proof of Theorem 1.5 will follow the general scheme introduced in [CS15] and [SXZ17] rather closely. In [SXZ17], Gauss-Bonnet Theorem was used to exploit the defects of geodesic quadrilaterals that arise in these arguments. This allows one to quantitatively avoid geodesic rectangles, which in turn provides favorable control of lower bounds for first and second derivatives of the phase functions occurring in the stationary phase arguments. In the current paper, we shall further refine this strategy, by essentially using the Gauss-Bonnet Theorem to quantitatively avoid geodesic parallelograms. We remark that, the strategy in [Wym17a] should also provide some nontrivial results for improved generalized periods estimates over curves that satisfy certain curvature conditions. (e.g. geodesic circles on \mathbb{T}^2 certainly work.) However, it seems that an analog of the curvature condition in [Wym17a] has to involve the frequency ratio $\epsilon = \nu/\lambda$.

Our proof represents the intermediate case between the log-improved period integral estimates in [SXZ17] and the log-improved L^2 restriction bounds of Blair and Sogge [BS15], which says that

$$(1.12) \quad \|e_{\lambda}\|_{L^2(\gamma)} \leq C \frac{\lambda^{\frac{1}{4}}}{(\log \lambda)^{\frac{1}{2}}} \|e_{\lambda}\|_{L^2(M)}.$$

Their proof relied on the Topnogov Comparison Theorem, which provided a favorable control over a microlocalization near the tangential direction. (See [Che15], [CS14], [XZ17] and [Bla16] for further developments on improved L^p restriction estimates.) In contrast, the main contribution in our estimates will be coming from microlocal directions that are strictly in between the tangential case (L^2 restriction) and the orthogonal case (period integrals).

This paper is organized as follows. In the next section we shall perform a standard reduction using the reproducing kernels for eigenfunctions (see [Sog17]). By lifting the calculations to the universal cover $(\mathbb{R}^2, \tilde{g})$, we reduce the proof of Theorem 1.5 to estimating oscillatory integrals over geodesics in $(\mathbb{R}^2, \tilde{g})$. In §3, we employ Gauss-Bonnet Theorem to prove some crucial geometric facts, and then use

them to obtain favorable bounds for various derivatives of the phase function of the aforementioned oscillatory integrals. In §4 we conclude the proof of Theorem 1.5 using a modified stationary phase lemma developed in [SXZ17].

In what follows, by possibly rescaling the metric, we shall assume that the injectivity radius of M , $\text{Inj } M$, is at least 10. We shall always use the letter ϵ to denote the frequency ratio ν/λ , and c_0 a positive constant that is strictly less than 1. The letter C will be used to denote various positive constants depending on (M, g) and c_0 , whose value could change from line to line.

Acknowledgments. The author would like to thank Professor Sogge, Professor Greenleaf and Professor Iosevich for their constant support and mentoring. It is a pleasure for the author to thank his collaborators Sogge and Zhang, since this paper would not have been possible without their joint work [SXZ17]. The author also would like to thank Professor Zelditch for suggesting this problem.

2. A STANDARD REDUCTION: LIFTING TO THE UNIVERSAL COVER

Let us choose a function $\rho \in \mathcal{S}(\mathbb{R})$ satisfying

$$\rho(0) = 1 \quad \text{and} \quad \hat{\rho}(\tau) = 0, \quad |\tau| \geq 1/4.$$

Then for any $T > 0$, the Fourier multiplier operator $\rho(T(\lambda - \sqrt{-\Delta_g}))$ defined by the spectral theorem reproduces eigenfunctions, in the sense that $\rho(T(\lambda - \sqrt{-\Delta_g}))e_\lambda = e_\lambda$. Therefore, in order to prove (1.10), it suffices to show that we can choose $T = c \log \lambda$ for some small constant $c = c_M$, so that for $0 \leq \frac{\nu}{\lambda} = \epsilon < c_0 < 1$, we have the uniform bounds

$$(2.1) \quad \left| \int b(t) e^{-i\nu t} (\rho(T(\lambda - \sqrt{-\Delta_g}))f)(\gamma(t)) dt \right| \leq C_{M,b} (\log \lambda)^{-1/2} \|f\|_{L^2(M)},$$

where $b(t)$ is a fixed smooth bump function in $C_0^\infty((-1/2, 1/2))$.

To set up the proof of (2.1) we first note that the kernel of the operator thereof is given by

$$\rho(T(\lambda - \sqrt{-\Delta_g}))(x, y) = \sum_j \rho(T(\lambda - \lambda_j)) e_j(x) \overline{e_j(y)}.$$

Hence, by Cauchy-Schwarz inequality, we would have (2.1) if we could show that

$$\int_M \left| \int b(t) e^{-i\nu t} \sum_j \rho(T(\lambda - \lambda_j)) e_j(\gamma(t)) \overline{e_j(y)} dt \right|^2 dV_g(y) \leq C_{M,b} (\log \lambda)^{-1},$$

By orthogonality, if $\chi(\tau) = (\rho(\tau))^2$, this is equivalent to showing that if

$$b(t, s) = b(t) \overline{b(s)} \in C_0^\infty((-1/2, 1/2)^2),$$

then

$$(2.2) \quad \left| \iint b(t, s) e^{i\nu(s-t)} \sum_j \chi(T(\lambda - \lambda_j)) e_j(\gamma(t)) \overline{e_j(\gamma(s))} dt ds \right| \leq C_{M,b} (\log \lambda)^{-1}.$$

Note that by Fourier inversion formula, we have

$$\sum_j \chi(T(\lambda - \lambda_j)) e_j(x) \overline{e_j(y)} = \frac{1}{2\pi T} \int \hat{\chi}(\tau/T) e^{i\tau\lambda} (e^{-i\tau\sqrt{-\Delta_g}})(x, y) d\tau.$$

As a first step of proving (2.2), let us separate the local and global contributions of (2.2). We shall do this by fixing a bump function $\beta \in C_0^\infty(\mathbb{R})$ satisfying

$$\beta(\tau) = 1, \quad |\tau| \leq 3 \quad \text{and} \quad \beta(\tau) = 0, \quad |\tau| \geq 4.$$

Then the proof of Lemma 5.1.3 in [Sog17] shows that, since we are assuming that $\text{Inj } M \geq 10$, we can write

$$(2.3) \quad \frac{1}{2\pi T} \int \beta(\tau) \hat{\chi}(\tau/T) e^{i\tau\lambda} (e^{-i\tau\sqrt{-\Delta_g}})(x, y) d\tau \\ = \frac{\lambda^{1/2}}{T} \sum_{\pm} a_{\pm}(\lambda; d_g(x, y)) e^{\pm i\lambda d_g(x, y)} + O(T^{-1}),$$

if d_g denotes the Riemannian distance on (M, g) , where

$$(2.4) \quad \left| \frac{d^j}{dr^j} a_{\pm}(\lambda; r) \right| \leq C_j r^{-j-1/2} \quad \text{if } r \geq \lambda^{-1},$$

and

$$(2.5) \quad |a_{\pm}(\lambda; r)| \leq C \lambda^{1/2} \quad \text{if } 0 \leq r \leq \lambda^{-1}.$$

Since $d_g(\gamma(t), \gamma(s)) = |t - s|$, a simple integration by parts argument shows that (2.4) and (2.5) imply

$$\lambda^{1/2} \left| \iint b(t, s) e^{\pm i(\lambda|t-s| + \nu(s-t))} a_{\pm}(\lambda; |t-s|) dt ds \right| \leq C_{M,b}.$$

Therefore, by (2.3) and the fact that $\nu < c_0 \lambda$ with $0 < c_0 < 1$, for any given $c > 0$, we have

$$(2.6) \quad \frac{1}{2\pi T} \left| \iint b(t, s) e^{i\nu(s-t)} \beta(\tau) \hat{\chi}(\tau/T) e^{i\tau\lambda} (e^{-i\tau\sqrt{-\Delta_g}})(\gamma(t), \gamma(s)) d\tau dt ds \right| \\ \leq C_{M,b} (\log \lambda)^{-1}, \quad \text{if } T = c \log \lambda,$$

In view of (2.6), we conclude that we would have (2.2) if we could obtain the following bounds for the remaining part of $\chi(T(\lambda - \sqrt{-\Delta_g}))$:

$$(2.7) \quad \frac{1}{2\pi T} \left| \iiint b(t, s) e^{i\nu(s-t)} (1 - \beta(\tau)) \hat{\chi}(\tau/T) e^{i\tau\lambda} (e^{-i\tau\sqrt{-\Delta_g}})(\gamma(t), \gamma(s)) d\tau ds dt \right| \\ \leq C_{M,b} (\log \lambda)^{-1},$$

if $T = c \log \lambda$, for some $c \ll 1$ to be specified later. Note that for $T \geq 1$ we have the uniform bounds

$$\frac{1}{2\pi T} \left| \int (1 - \beta(\tau)) \hat{\chi}(\tau/T) e^{i\tau(\lambda + \lambda_j)} d\tau \right| \leq C_N (1 + |\lambda + \lambda_j|)^{-N}, \quad N \in \mathbb{N},$$

and so, since $\lambda_j \geq 0$ and $\lambda \gg 1$,

$$\frac{1}{2\pi T} \left| \int (1 - \beta(\tau)) \hat{\chi}(\tau/T) e^{i\tau\lambda} (e^{i\tau\sqrt{-\Delta_g}})(\gamma(t), \gamma(s)) d\tau \right| \leq C_N (1 + \lambda)^{-N}, \quad N \in \mathbb{N}.$$

Thus, by Euler's formula, to prove (2.7), it suffices to show that if $T = c \log \lambda$, (for suitable choice of $c = c_M > 0$) we have

$$(2.8) \quad \left| \iiint b(t, s) e^{i\nu(s-t)} (1 - \beta(\tau)) \hat{\chi}(\tau/T) e^{i\tau\lambda} (\cos \tau \sqrt{-\Delta_g})(\gamma(t), \gamma(s)) d\tau dt ds \right| \leq C_{M,b}.$$

Here $(\cos \tau \sqrt{-\Delta_g})(x, y)$ is the wave kernel for the map

$$C^\infty(M) \ni f \rightarrow u \in C^\infty(\mathbb{R} \times M)$$

solving the Cauchy problem with initial data $(f, 0)$, i.e.,

$$(2.9) \quad (\partial_\tau^2 - \Delta_g)u = 0, \quad u(0, \cdot) = f, \quad \partial_\tau u(0, \cdot) = 0.$$

To be able to compute the integral in (2.8) we need to relate the wave kernel on M to the corresponding wave kernel on the universal cover of M . By the Cartan-Hadamard Theorem (see e.g. [dC92, Chapter 7]), we can lift the calculations up to the universal cover $(\mathbb{R}^2, \tilde{g})$ of (M, g) .

Let Γ denote the group of deck transformations preserving the associated covering map $\kappa : \mathbb{R}^2 \rightarrow M$ coming from the exponential map about the point $\gamma(0)$, which is chosen to be the midpoint of the geodesic segment $\{\gamma(t) : |t| \leq \frac{1}{2}\}$. The metric \tilde{g} is its pullback via the covering map κ . We shall measure the distances in $(\mathbb{R}^2, \tilde{g})$ using its Riemannian distance function $d_{\tilde{g}}(\cdot, \cdot)$. We choose a Dirichlet fundamental domain, $D \simeq M$, centered at the lift $\tilde{\gamma}(0)$ of $\gamma(0)$, which has the property that \mathbb{R}^2 is the disjoint union of the $\alpha(D)$ as α ranges over Γ and $\{\tilde{y} \in \mathbb{R}^2 : d_{\tilde{g}}(0, \tilde{y}) < 10\} \subset D$ since we are assuming that $\text{Inj } M \geq 10$. It then follows that we can identify every point $x \in M$ with the unique point $\tilde{x} \in D$ having the property that $\kappa(\tilde{x}) = x$. Let also $\{\tilde{\gamma}(t) \in \mathbb{R}^2 : |t| \leq \frac{1}{2}\}$ similarly denote the set of points in D corresponding to our geodesic segment γ in M . Then $\{\tilde{\gamma}(t) : |t| \leq \frac{1}{2}\}$ is a line segment on \mathbb{R}^2 of unit length whose midpoint is the origin, and we shall denote just by $\tilde{\gamma}$ the line through the origin containing this segment. Note that $\tilde{\gamma}$ then is a geodesic in \mathbb{R}^2 for the metric \tilde{g} , and the Riemannian distance between two points on $\tilde{\gamma}$ agrees with their Euclidean distance. Finally, if $\Delta_{\tilde{g}}$ denotes the Laplace-Beltrami operator associated to \tilde{g} , then, since solutions of the Cauchy problem (2.9) for (M, g) correspond exactly to Γ -invariant solutions of the corresponding Cauchy problem associated to the lifted wave operator $\partial_t^2 - \Delta_{\tilde{g}}$, we have the following Poisson formula relating the wave kernel on (M, g) to the one for the universal cover $(\mathbb{R}^2, \tilde{g})$:

$$(2.10) \quad (\cos \tau \sqrt{-\Delta_g})(x, y) = \sum_{\alpha \in \Gamma} (\cos \tau \sqrt{-\Delta_{\tilde{g}}})(\tilde{x}, \alpha(\tilde{y})).$$

Due to this formula, we would have (2.8) if we could show that for $T = c \log \lambda$,

$$(2.11) \quad \sum_{\alpha \in \Gamma} \left| \iiint b(t, s) e^{i\nu(s-t)} (1 - \beta(\tau)) \hat{\chi}(\tau/T) e^{i\tau\lambda} (\cos \tau \sqrt{-\Delta_{\tilde{g}}})(\tilde{\gamma}(t), \alpha(\tilde{\gamma}(s))) d\tau dt ds \right| \leq C_{M,b}.$$

By Huygens' Principle, the wave kernel $(\cos \tau \sqrt{-\Delta_{\tilde{g}}})(\tilde{x}, \tilde{y})$ vanishes identically if $d_{\tilde{g}}(\tilde{x}, \tilde{y}) > \tau$, where $d_{\tilde{g}}$ denotes the Riemannian distance on $(\mathbb{R}^2, \tilde{g})$. Since $\chi = \rho^2$, and our assumption that $\rho(\tau) = 0$ for $|\tau| \geq 1/4$ implies that the integrand in (2.11) vanishes when $|\tau| \geq T/2$. Therefore, since there are $O(\exp(C_M T))$ "translates" $\alpha(D)$ of D satisfying $d_{\tilde{g}}(D, \alpha(D)) < T$, we conclude that the sum in (2.11) involves $O(\exp(C_M T))$ nonzero terms. Thus, in order to prove Theorem 1.5, it suffices to

show that for large enough λ ,

$$(2.12) \quad \left| \iiint b(t, s) e^{i\nu(s-t)} (1 - \beta(\tau)) \hat{\chi}(\tau/T) e^{i\tau\lambda} (\cos \tau \sqrt{-\Delta_{\tilde{g}}}) (\tilde{\gamma}(t), \alpha(\tilde{\gamma}(s))) d\tau dt ds \right| \leq C_{M,b} \lambda^{-\sigma_M} \quad \text{if } T = c \log \lambda,$$

We shall need an explicit expression for the kernel

$$(2.13) \quad K_{T,\lambda}(x, y) = \int (1 - \beta(\tau)) \hat{\chi}(\tau/T) e^{i\tau\lambda} (\cos \tau \sqrt{-\Delta}) (x, y) d\tau,$$

evaluating at $(x, y) = (\tilde{\gamma}(t), \alpha(\tilde{\gamma}(s)))$.

Proposition 2.6 ([SXZ17, Proposition 5.1]). *Let $T = c \log \lambda$. If $d_{\tilde{g}} \geq 1$ and $\lambda \gg 1$, we have*

$$(2.14) \quad K_{T,\lambda}(x, y) = \lambda^{1/2} \sum_{\pm} a_{\pm}(T, \lambda; x, y) e^{\pm i\lambda d_{\tilde{g}}(x, y)} + R_{T,\lambda}(x, y),$$

where

$$(2.15) \quad |a_{\pm}(T, \lambda; x, y)| \leq C,$$

and if $\ell = 1, 2, 3, \dots$ is fixed

$$(2.16) \quad \Delta_x^{\ell} a_{\pm}(T, \lambda; x, y) = O(\exp(C_{\ell} d_{\tilde{g}}(x, y)))$$

or

$$(2.17) \quad \Delta_y^{\ell} a_{\pm}(T, \lambda; x, y) = O(\exp(C_{\ell} d_{\tilde{g}}(x, y))),$$

and

$$(2.18) \quad |R_{T,\lambda}(x, y)| \leq \lambda^{-1},$$

provided the constant $c > 0$ is sufficiently small. Also, in this case we also have

$$(2.19) \quad K_{T,\lambda}(x, y) = O(\lambda^{-1}), \quad \text{if } d_{\tilde{g}}(x, y) \leq 1.$$

Proposition 2.6 goes back to the work of Bérard [Bér77] on improved remainder estimates for the Weyl Law, which was proved using the Hadamard parametrix for the wave operator on the universal cover. The version we are quoting here is in [SXZ17]. Clearly (2.19) implies that (2.12) is valid when $\alpha = Id$. For $\alpha \neq Id$, our assumption that $\text{Inj } M \geq 10$ guarantees that $d_{\tilde{g}}(\tilde{\gamma}(t), \alpha(\tilde{\gamma}(s))) \geq 1$ in this case, so we can use (2.14)–(2.18). If we let

$$(2.20) \quad \phi_{\pm}(\alpha; t, s) = \epsilon(s - t) \pm d_{\tilde{g}}(\tilde{\gamma}(t), \alpha(\tilde{\gamma}(s))),$$

where $\epsilon = \nu/\lambda$, and $\epsilon < c_0$. Without loss of generality, from now on, we shall only consider the contribution coming from the term with phase function:

$$(2.21) \quad \phi(\alpha; t, s) = \phi_+(\alpha; t, s) = \epsilon(s - t) + d_{\tilde{g}}(\tilde{\gamma}(t), \alpha(\tilde{\gamma}(s))),$$

and amplitude

$$a(T, \lambda; x, y) = a_+(T, \lambda; x, y).$$

The other term with minus signs can be handled in a similar fashion. Indeed, by possibly reversing the orientation of γ , one can see that there is no essential difference between these two cases. The main term for the integral in (2.12) is

$$(2.22) \quad \lambda^{\frac{1}{2}} \iint b(t, s) a(T, \lambda; x, y) e^{i\lambda \phi(\alpha; t, s)} dt ds,$$

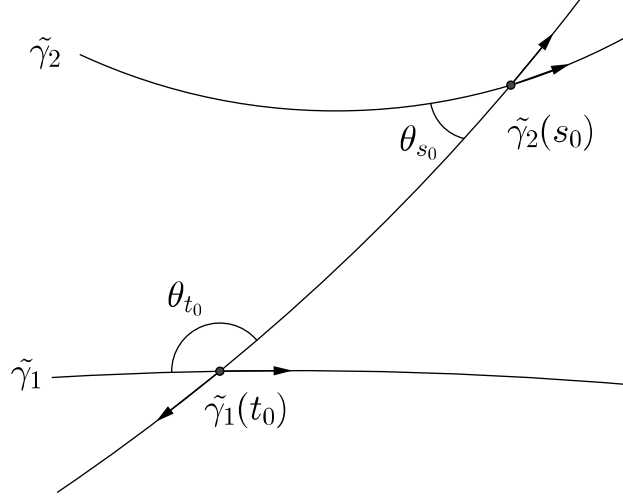


FIGURE 1.

while, by (2.18), the remaining term enjoys much better estimates than that in (2.12). Now we will have (2.12), and thus finishing the proof of our main theorem, if we can prove the following:

Proposition 2.7. *Given (M, g) with curvature K satisfying (1.5), we can fix $c = c_M > 0$ so that for $\alpha \neq Id$, $\lambda \gg 1$, we have*

$$(2.23) \quad \left| \lambda^{\frac{1}{2}} \iint b(t, s) a(T, \lambda; x, y) e^{i\lambda\phi(\alpha; t, s)} dt ds \right| \leq C_{M, b} \lambda^{-\sigma_M}, \quad \text{if } T = c \log \lambda,$$

for some $\sigma_M > 0$ which only depends on (M, g) .

To prove Proposition 2.7, we shall need some geometric tools which will provide us favorable estimates for the various derivatives of our phase function $\phi(\alpha; t, s)$. The key idea is that the Gauss-Bonnet Theorem serves as a tool to quantitatively eliminate the possibility of having non-trivial geodesic parallelograms on the universal covers, which is the only case in which we would have more than one pair of critical points for the phase function $\phi(\alpha; t, s)$.

3. GAUSS-BONNET THEOREM AND PHASE FUNCTION BOUNDS

Let us now state the two geometric results that will play a key role in our proof. From now on, we shall take

$$(3.1) \quad \varepsilon_0 = \frac{1}{5k}$$

where k is the constant in (1.5).

Proposition 3.8. *Let $\tilde{\gamma}_1(t)$ and $\tilde{\gamma}_2(s)$, $|s|, |t| \leq 1/2$ be two unit length geodesics in $(\mathbb{R}^2, \tilde{g})$ parameterized by arc-length, satisfying that $d_{\tilde{g}}(\tilde{\gamma}_1(t), \tilde{\gamma}_2(s)) \geq 1$, $|t|, |s| \leq 1/2$. Let θ_t denote the angle made by the two unit vectors $\nabla_x d_{\tilde{g}}(\tilde{\gamma}_1(t), \tilde{\gamma}_2(s))$ and $\frac{d}{dt} \tilde{\gamma}_1(t)$. Similarly, let θ_s be the angle between the two unit vectors $\nabla_y d_{\tilde{g}}(\tilde{\gamma}_1(t), \tilde{\gamma}_2(s))$*

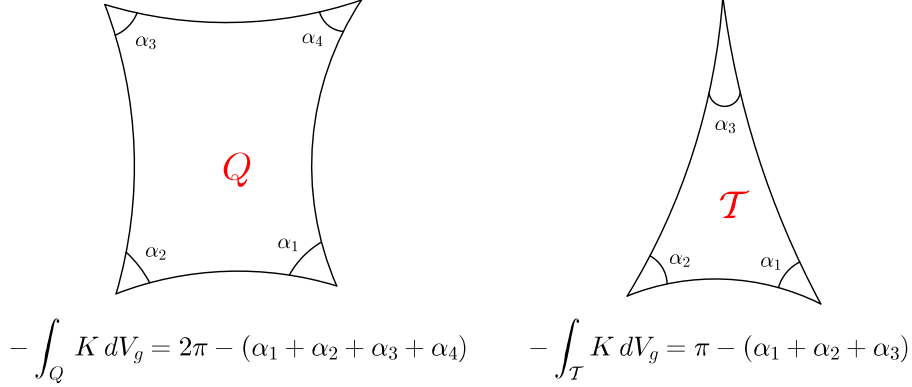


FIGURE 2. Gauss-Bonnet Theorem

and $\frac{d}{ds}\tilde{\gamma}_2(s)$, see Figure 1. Fix a number ϵ , such that $0 \leq \epsilon < c_0 < 1$. If we suppose further that there exists $(t_0, s_0) \in [-1/2, 1/2] \times [-1/2, 1/2]$ such that

$$(3.2) \quad |\theta_{t_0} - \arccos \epsilon| + |\theta_{s_0} - \arccos(-\epsilon)| < \lambda^{-1/3},$$

and if λ is larger than a fixed constant, we have

$$(3.3) \quad \max(|\theta_t - \arccos \epsilon|, |\theta_s - \arccos(-\epsilon)|) \geq \lambda^{-1/4},$$

if $t, s \in [-1/2, 1/2]$ and $\max(|t - t_0|, |s - s_0|) \geq \lambda^{-\varepsilon_0}$.

To prove Proposition 3.8 we shall use a couple of special cases for the Gauss-Bonnet Theorem (see [dC92]) concerning the sum of the interior angles α_j for geodesic quadrilaterals Q and geodesic triangles \mathcal{T} in $(\mathbb{R}^2, \tilde{g})$. In the first case we define the “defect” of Q , Defect Q , to be 2π minus the sum of the four interior angles at the vertices, and in the case of \mathcal{T} , we define Defect \mathcal{T} to be π minus the sum of its three interior angles, as shown in Figure 2.

Then, the Gauss-Bonnet Theorem gives that

$$\begin{aligned} \text{Defect } Q &= - \int_Q K dV, \\ \text{Defect } \mathcal{T} &= - \int_{\mathcal{T}} K dV. \end{aligned}$$

Proof of Proposition 3.8. Suppose that, given $(t_0, s_0) \in [-1/2, 1/2] \times [-1/2, 1/2]$, (3.2) is valid. By symmetry it suffices to show that the conclusion in (3.3) is valid if we assume that $t \in [-1/2, 1/2] \setminus (t_0 - \lambda^{-\varepsilon_0}, t_0 + \lambda^{-\varepsilon_0})$ and $|s| \leq 1/2$. If $s \neq s_0$ there are two cases as shown in Figure 3 and Figure 4: Either the geodesic segment connecting $\tilde{\gamma}_1(t_0)$ and $\tilde{\gamma}_2(s_0)$ and the one connecting $\tilde{\gamma}_1(t)$ and $\tilde{\gamma}_2(s)$ intersect or not. In the first case we obtain a geodesic quadrilateral Q with vertices $\tilde{\gamma}_1(t_0)$, $\tilde{\gamma}_1(t)$, $\tilde{\gamma}_2(s_0)$ and $\tilde{\gamma}_2(s)$, while in the other case we obtain two geodesic triangles using those four points and the intersection point of the aforementioned geodesic segments. To reach this conclusion we are using the fact that since we are assuming $K \leq 0$, two geodesics in $(\mathbb{R}^2, \tilde{g})$ are disjoint or intersect at exactly one point by the Cartan-Hadamard theorem.

In the first case, let $\alpha_{t_0}, \alpha_t, \alpha_{s_0}$ and α_s denote the interior angles of the geodesic quadrilateral Q at vertices $\tilde{\gamma}_1(t_0)$, $\tilde{\gamma}_1(t)$, $\tilde{\gamma}_2(s_0)$ and $\tilde{\gamma}_2(s)$, respectively. Note that

for the two interior angles α_{t_0} and α_{s_0} , we have four possibilities depending on the orientations of $\tilde{\gamma}$ and $\alpha(\tilde{\gamma})$, i.e. the combinations of $\alpha_{t_0} = \theta_{t_0}$ or $\pi - \theta_{t_0}$ and $\alpha_{s_0} = \theta_{s_0}$ or $\pi - \theta_{s_0}$. By possibly reversing the orientation of γ , we only need to consider two cases: $\alpha_{t_0} = \theta_{t_0}$, $\alpha_{s_0} = \pi - \theta_{s_0}$, or $\alpha_{t_0} = \theta_{t_0}$, $\alpha_{s_0} = \theta_{s_0}$.

1. Now suppose that $\alpha_{s_0} = \pi - \theta_{s_0}$, and $\alpha_{t_0} = \theta_{t_0}$ and $|t - t_0| > \lambda^{-\epsilon_0}$. Then by the Gauss-Bonnet theorem

$$(3.4) \quad \text{Defect } Q = 2\pi - (\alpha_{t_0} + \alpha_t + \alpha_{s_0} + \alpha_s) = - \int_Q K dV.$$

As in the first picture of Figure 3, if we consider the geodesic ball, B_r , $r = \lambda^{-\epsilon_0}/A$, which is tangent to $\tilde{\gamma}_1$ at $\tilde{\gamma}_1((t+t_0)/2)$ and on the same side of $\tilde{\gamma}_1$ as Q , it follows that, if $\lambda \gg 1$, and A is larger than a fixed constant depending on the metric and c_0 , then we have $B_r \subset Q$. We may make this assumption since otherwise we have that $\theta_t = \pi - \alpha_t$ is arbitrarily close to π , which trivially implies (3.3). Now since $K \leq 0$, we have for large enough λ

$$\text{Defect } Q = 2\pi - (\alpha_{t_0} + \alpha_t + \alpha_{s_0} + \alpha_s) \geq - \int_{B_r} K dV \geq \delta' \lambda^{-k\epsilon_0} = \delta' \lambda^{-1/5},$$

where $\delta' = A^{-k}\delta$ for $\delta > 0$ as in (1.5). Since we are assuming (3.2) we must have $|\alpha_{t_0} - \arccos \epsilon|, |\alpha_{s_0} - \arccos \epsilon| < \lambda^{-1/3}$, and notice that $\pi = \arccos \epsilon + \arccos(-\epsilon)$, we have

$$(3.5) \quad \begin{aligned} 2 \arccos(-\epsilon) - \alpha_t - \alpha_s &\geq \alpha_{t_0} + \alpha_{s_0} - 2 \arccos \epsilon + \delta' \lambda^{-1/5} \\ &= \alpha_{t_0} - \arccos \epsilon + \alpha_{s_0} - \arccos \epsilon + \delta' \lambda^{-1/5} \geq -2\lambda^{-1/3} + \delta' \lambda^{-1/5} \geq \frac{\delta'}{2} \lambda^{-1/5} \quad \text{if } \lambda \gg 1. \end{aligned}$$

Since $\theta_t = \pi - \alpha_t$, $\theta_s = \alpha_s$, we have

$$2 \arccos(-\epsilon) - \alpha_t - \alpha_s = 2 \arccos(-\epsilon) - \pi + \theta_t - \theta_s - \pi = \theta_t - \arccos \epsilon - (\theta_s - \arccos(-\epsilon)).$$

Therefore, (3.5) implies that

$$(3.6) \quad \max(|\theta_t - \arccos \epsilon|, |\theta_s - \arccos(-\epsilon)|) \geq \lambda^{-1/4},$$

if λ is larger than a fixed constant which is independent of our two geodesic segments $\tilde{\gamma}_1$ and $\tilde{\gamma}_2$.

2. Now suppose that we are in the case that, $\alpha_{s_0} = \theta_{s_0}$, and $\alpha_{t_0} = \theta_{t_0}$, again by Gauss-Bonnet Theorem,

$$(3.7) \quad \text{Defect } Q = 2\pi - (\alpha_{t_0} + \alpha_t + \alpha_{s_0} + \alpha_s) = - \int_Q K dV,$$

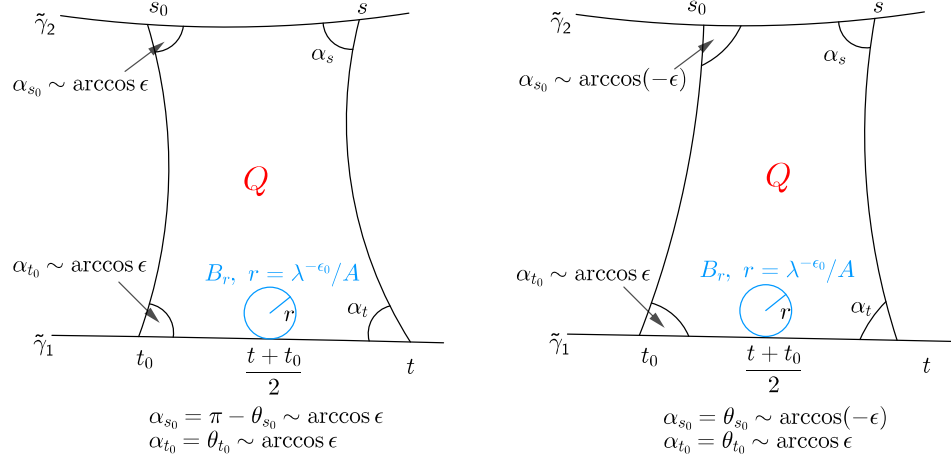
see the second picture in Figure 3. Then by the same argument as above, the geodesic ball, B_r , $r = \lambda^{-\epsilon_0}/A$, will be contained in Q if λ and A are sufficiently large. Therefore, we have

$$\text{Defect } Q = 2\pi - (\alpha_{t_0} + \alpha_t + \alpha_{s_0} + \alpha_s) \geq - \int_{B_r} K dV \geq \delta' \lambda^{-k\epsilon_0} = \delta' \lambda^{-1/5},$$

where $\delta' = A^{-k}\delta$ for $\delta > 0$ as in (1.5).

Since we are assuming (3.2) we must have $|\alpha_{t_0} - \arccos \epsilon|, |\alpha_{s_0} - \arccos \epsilon| < \lambda^{-1/3}$, and notice that $\pi = \arccos \epsilon + \arccos(-\epsilon)$, we have

$$(3.8) \quad \begin{aligned} 2 \arccos(-\epsilon) - \alpha_t - \alpha_s &\geq \alpha_{t_0} + \alpha_{s_0} - 2 \arccos \epsilon + \delta' \lambda^{-1/5} \\ &= \alpha_{t_0} - \arccos \epsilon + \alpha_{s_0} - \arccos \epsilon + \delta' \lambda^{-1/5} \geq -2\lambda^{-1/3} + \delta' \lambda^{-1/5} \geq \frac{\delta'}{2} \lambda^{-1/5}, \quad \text{if } \lambda \gg 1. \end{aligned}$$



$$\text{Defect } Q = - \int_Q K dV \geq - \int_{B_r} K dV$$

FIGURE 3. Non-intersecting Case

Notice that $\theta_t = \pi - \alpha_t$, $\theta_s = \alpha_s$, we have

$$2 \arccos(-\epsilon) - \alpha_t - \alpha_s = 2 \arccos(-\epsilon) - \pi + \theta_t - \theta_s - \pi = \theta_t - \arccos \epsilon - (\theta_s - \arccos(-\epsilon)).$$

Therefore, (3.8) implies that

$$(3.9) \quad \max(|\theta_t - \arccos \epsilon|, |\theta_s - \arccos(-\epsilon)|) \geq \lambda^{-1/4},$$

if λ is larger than a fixed constant depending only on the metric.

Now we are left with the case when the geodesics connecting $\tilde{\gamma}_1(t_0)$ and $\tilde{\gamma}_2(s_0)$ and the one connecting $\tilde{\gamma}_1(t)$ and $\tilde{\gamma}_2(s)$ intersect at a point P . Recall that we are assuming $|t - t_0| > \lambda^{-\epsilon_0}$. Let us consider the geodesic triangle \mathcal{T} with vertices $\tilde{\gamma}_1(t_0)$, $\tilde{\gamma}_1(t)$ and P . If α_{t_0} , α_t and α_P are the corresponding interior angles for \mathcal{T} , as before, if λ , A are large enough the geodesic ball B_r , $r = \lambda^{-\epsilon_0}/A$, which is tangent to $\tilde{\gamma}_1$ at $\tilde{\gamma}_1((t+t_0)/2)$ and on the same side as \mathcal{T} must be contained in \mathcal{T} . Therefore, if $\delta' = A^{-k}\delta$ for $\delta > 0$ as in (1.5), we have

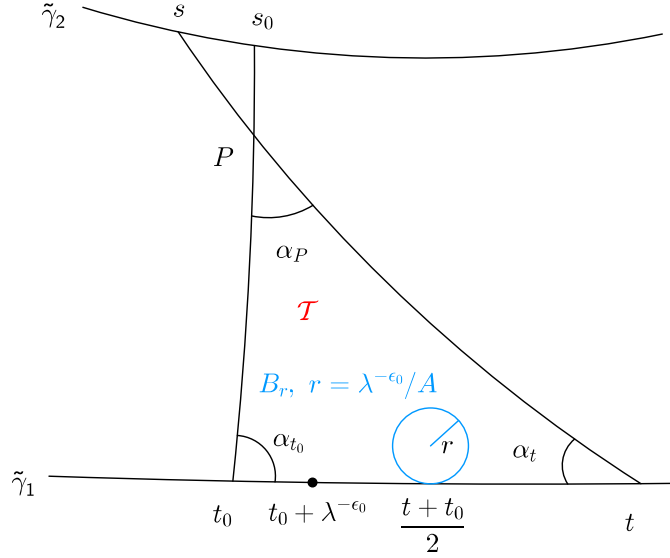
$$\pi - (\alpha_{t_0} + \alpha_t + \alpha_P) = - \int_{\mathcal{T}} K dV \geq - \int_{B_r} K dV \geq \delta' \lambda^{-k\epsilon_0} = \delta' \lambda^{-1/5}.$$

See Figure 4. Thus, on one hand, if $\alpha_{t_0} = \theta_{t_0}$, $\alpha_t = \pi - \theta_t$

$$(3.10) \quad \begin{aligned} \theta_t - \arccos \epsilon &= \arccos \epsilon - \alpha_t \geq \arccos \epsilon - (\alpha_t + \alpha_P) \geq \alpha_{t_0} - \arccos(-\epsilon) + \delta' \lambda^{-1/5} \\ &= \theta_{t_0} - \arccos(-\epsilon) + \delta' \lambda^{-1/5} \geq \frac{\delta'}{2} \lambda^{-1/5}, \quad \text{if } \lambda \gg 1. \end{aligned}$$

On the other hand, if $\alpha_{t_0} = \pi - \theta_{t_0}$, $\alpha_t = \theta_t$,

$$(3.11) \quad \begin{aligned} \arccos \epsilon - \theta_t &= \arccos \epsilon - (\alpha_t + \alpha_P) \geq \alpha_{t_0} - \arccos(-\epsilon) + \delta' \lambda^{-1/5} \\ &= \arccos \epsilon - \theta_{t_0} + \delta' \lambda^{-1/5} \geq \frac{\delta'}{2} \lambda^{-1/5}, \quad \text{if } \lambda \gg 1, \end{aligned}$$



$$\pi - \alpha_{t_0} - \alpha_t > \text{Defect } \mathcal{T} = - \int_{\mathcal{T}} K dV \geq - \int_{B_r} K dV$$

FIGURE 4. Intersecting case

and therefore, in both cases, $|\theta_t - \arccos \epsilon| \geq \lambda^{-1/4}$, and thus (3.3) is valid as well, completing the proof. \square

A direct consequence of Proposition 3.8 is the following estimates for our phase function ϕ in the non-critical case:

Proposition 3.9. *Let $\phi(\alpha; t, s)$ be as above with $\alpha \neq Id$. Then if for $t_0, s_0 \in [-1/2, 1/2]$ and $\lambda \gg 1$*

$$(3.12) \quad |\nabla_{t,s} \phi(\alpha; t_0, s_0)| \leq \frac{1}{2} \lambda^{-1/3},$$

it follows that if ε_0 is as in (3.1), we have

$$(3.13) \quad |\nabla_{t,s} \phi(\alpha; t, s)| \geq \frac{1}{2} \lambda^{-1/4}, \quad \text{if } \max(|t - t_0|, |s - s_0|) \geq \lambda^{-\varepsilon_0} \text{ and } |t|, |s| \leq 1/2.$$

Proof. Note that by (2.21), if we take $\tilde{\gamma}$ and $\alpha(\tilde{\gamma})$ to be $\tilde{\gamma}_1$ and $\tilde{\gamma}_2$ respectively, $\partial_t \phi(\alpha; t, s) = \cos \theta_t - \epsilon$, and $\partial_s \phi(\alpha; t, s) = \cos \theta_s + \epsilon$, where θ_t and θ_s are as in Proposition 3.8. From this one immediately sees that Proposition 3.9 is a consequence of Proposition 3.8. \square

Proposition 3.9 provides a nice lower bound for the gradient of our phase function in the case that s, t are quantitatively away from a pair of critical points. Thus it remains to obtain a suitable lower bound for the second derivatives when we are at the near-critical situation. Such a lower bound has been proven in [SXZ17] for a similar situation.

Proposition 3.10 ([SXZ17, Proposition 5.2]). *Let $\phi_{\pm}(\alpha; t, s)$ be as in (2.21) with $\alpha \neq Id$. Then for each $j = 1, 2, 3, \dots$ there is a constant C_j so that*

$$(3.14) \quad |\partial_t^j \phi(\alpha; t, s)| + |\partial_s^j \phi(\alpha; t, s)| \leq \exp(C_j T), \quad \text{if } d_{\tilde{g}}(\tilde{\gamma}(t), \alpha(\tilde{\gamma}(s))) \leq T.$$

Moreover, we have the uniform bounds

$$(3.15) \quad |\partial_t \partial_s \phi(\alpha; t, s)| \leq C.$$

Additionally,

$$(3.16) \quad \partial_t^2 \phi(\alpha; t_0, s_0) \geq \exp(-CT),$$

for some C if

$$(3.17) \quad d_{\tilde{g}}(\tilde{\gamma}(t_0), \alpha(\tilde{\gamma}(s_0))) \leq T \quad \text{and} \quad |\partial_t \phi(\alpha; t_0, s_0)| < c_1,$$

where $c_1 > 0$ is a constant that only depends on c_0 .

The proof of proposition 3.10 is identical to that of [SXZ17, Proposition 5.2], due to the fact that the two phase functions are only differed by a term which is linear in both s and t , so that they have identical second order derivatives. The only notable difference is that here we shall need $|\partial_t \phi(\alpha; t_0, s_0)| = |\cos \theta_t - \epsilon|$ to be sufficiently small, so that we can get a positive lower bound for $\sin \theta_t$, which is essential in the proof of [SXZ17, Proposition 5.2]. We shall omit the proof here.

4. END OF PROOF OF THEOREM 1.5

The last ingredient of our proof is the following stationary phase lemma developed in [SXZ17], which is a more flexible version of the standard stationary phase arguments. Note that as in [SXZ17] we are not seeking for the optimal power gain in the following lemma, since any power gain would suffice.

Lemma 4.11 ([SXZ17, Proposition 4.3]). *Suppose that $\phi \in C^\infty(\mathbb{R})$ is real valued and that $a \in C_0^\infty(\mathcal{I})$, where $\mathcal{I} \subset (-1/2, 1/2)$ is an open interval. Suppose that for some $0 < \sigma < 1/2$*

$$(4.1) \quad \lambda^{-\sigma/2} \leq |\phi''(t)|, \quad t \in \mathcal{I}.$$

Suppose further that for $0 \leq j \leq N = \lceil 4\sigma^{-1} \rceil$

$$(4.2) \quad |\partial_t^j a(t)| \leq C_j \lambda^{j/2}$$

and that

$$(4.3) \quad |\partial_t^j \phi'| \leq \lambda^{\sigma/2}, \quad t \in \mathcal{I}.$$

Then

$$(4.4) \quad \left| \int e^{i\lambda\phi(t)} a(t) dt \right| \leq C \lambda^{-1/2+2\sigma},$$

where C depends only on σ and the above constants C_j , $j \leq \lceil 4\sigma^{-1} \rceil$.

Finally, we are ready to finish the proof of Proposition 2.7, hence completing the proof of Theorem 1.5.

Proof of Proposition 2.7. Now we are in a position to finish the proof of Proposition 2.7 and hence that of Theorem 1.5. We need to verify that we can fix $c = c_M > 0$ so that for $\lambda \gg 1$, (2.23) is valid for some $\sigma_M > 0$. We shall take

$$\sigma_M = \varepsilon_0/2$$

where $\varepsilon_0 = \frac{1}{5k} > 0$ is as in (3.1) and (3.13).

Thus it suffices to show that for $\alpha \neq Id$, we have

$$(4.5) \quad \lambda^{1/2} \left| \iint b(t, s) a(T, \lambda; \tilde{\gamma}(t), \alpha(\tilde{\gamma}(s))) e^{i\lambda\phi(\alpha; t, s)} dt ds \right| \leq C_{M, b} \lambda^{-\varepsilon_0/2},$$

under the above assumptions with $\phi(\alpha; t, s) = \epsilon(s - t) + d_{\tilde{g}}(\tilde{\gamma}(t), \alpha(\tilde{\gamma}(s)))$ as in Propositions 3.10 and 3.9.

Therefore, by (2.16), (2.17) and (3.14) if $T = c \log \lambda$ with $c = c_M > 0$ sufficiently small and if $(\tilde{\gamma}(t), \alpha(\tilde{\gamma}(s)))$ is in the support of $K_{T, \lambda}$, we have

$$(4.6) \quad \begin{aligned} & |\partial_t^j \phi(\alpha; s, t)| + |\partial_s^j \phi(\alpha; s, t)| + |\partial_t^j a(T, \lambda; \tilde{\gamma}(t), \alpha(\tilde{\gamma}(s)))| + |\partial_s^j a(T, \lambda; \tilde{\gamma}(t), \alpha(\tilde{\gamma}(s)))| \\ & \leq \lambda^{\varepsilon_0/8}, \quad \text{with } 1 \leq j \leq \lceil 8\varepsilon_0^{-1} \rceil. \end{aligned}$$

We use $\varepsilon_0/8$ here since we intend to later apply Lemma 4.11 with $\sigma = \varepsilon_0/4$.

To apply Proposition 3.9, 3.10 and the stationary phase lemma, we shall consider two cases:

$$(4.7) \quad |\nabla_{t, s} \phi(\alpha; s, t)| \geq \frac{1}{2} \lambda^{-1/3}, \quad |t|, |s| < 1/2,$$

and the complementary case where

$$(4.8) \quad |\nabla_{t, s} \phi(\alpha; t_0, s_0)| \leq \frac{1}{2} \lambda^{-1/3} \quad \text{for some } (t_0, s_0) \in (-1/2) \times (-1/2).$$

To show that (4.5) is valid under the assumption (4.7) we shall use a partition of unity argument to exploit (4.6). Specifically, choose $\rho \in C_0^\infty((-1, 1))$ satisfying

$$\sum_{j=-\infty}^{\infty} \rho(t - j) \equiv 1, \quad t \in \mathbb{R}.$$

Then for $m = (m_1, m_2) \in \mathbb{Z}^2$ set

$$\rho_m(t, s) = \rho(\lambda^{1/2}t - m_1) \rho(\lambda^{1/2}s - m_2).$$

It follows that $\sum_{m \in \mathbb{Z}^2} \rho_m(t, s) \equiv 1$ and that $|\partial_t^j \rho_m| + |\partial_s^j \rho_m| \leq C_j \lambda^{j/2}$. Also, ρ_m is supported in a $O(\lambda^{-1/2})$ size neighborhood about $(t_m, s_m) = (\lambda^{-1/2}m_1, \lambda^{-1/2}m_2)$. Assuming that this neighborhood intersects $(-1/2, 1/2) \times (-1/2, 1/2)$ and that $(\overline{t_m}, \overline{s_m})$ is in the intersection, by (4.7) we must have that

$$|\partial_t \phi(\alpha; \overline{t_m}, \overline{s_m})| \geq \frac{1}{4} \lambda^{-1/3}, \quad \text{or} \quad |\partial_s \phi(\alpha; \overline{t_m}, \overline{s_m})| \geq \frac{1}{4} \lambda^{-1/3}.$$

Let us assume the former since the argument for the latter is similar. By (3.15) and (4.6) we must have that

$$|\partial_t \phi| \geq \frac{1}{4} \lambda^{-1/3} - O(\lambda^{-1/2} \lambda^{\varepsilon_0/4}) - O(\lambda^{-1/2}) \geq \frac{1}{8} \lambda^{-1/3} \quad \text{on supp } \alpha_m$$

for large λ since $\varepsilon_0 < 1/10$. Therefore, by a simple integration by parts argument, we have

$$\lambda^{1/2} \left| \int b(t, s) \rho_m(t, s) a(T, \lambda; \tilde{\gamma}(t), \alpha(\tilde{\gamma}(s))) e^{i\lambda\phi(\alpha; t, s)} dt \right| \leq C_{b, \varepsilon_0} \lambda^{-3/2}.$$

This is because every time we do an integration by parts in the t variable, we gain a factor of $\lambda^{-\frac{1}{6}}$.

Since $\rho_m(t, s) = 0$ if $|s - s_m| \geq C\lambda^{-1/2}$, this in turn gives the bounds

$$\lambda^{1/2} \left| \iint b(t, s) \rho_m(t, s) a(T, \lambda; \tilde{\gamma}(t), \alpha(\tilde{\gamma}(s))) e^{i\lambda\phi(\alpha; t, s)} dt ds \right| \leq C_{b, \varepsilon_0} \lambda^{-2}.$$

Since there are $O(\lambda)$ such terms which are nonzero, we conclude that when (4.7) holds we obtain a stronger version of (4.5) where $\lambda^{-\varepsilon_0/2}$ could be replaced by λ^{-1} .

Now let us assume (4.8). Then it suffices to show that (4.5) is valid in this case too. To achieve this, we shall use Proposition 3.9, which makes use of our curvature assumption (1.5). Let $\beta \in C_0^\infty(\mathbb{R})$ be as in §2, i.e.,

$$\beta(t) = 1 \text{ for } |t| \leq 3 \text{ and } \beta(t) = 0 \text{ for } |t| \geq 4.$$

Since by (3.13) we have,

$$|\nabla_{t,s} \phi(\alpha; t, s)| \geq \frac{1}{2} \lambda^{-1/4}, \quad \text{if } (1 - \beta(\lambda^{\varepsilon_0}|t - t_0|))\beta(\lambda^{\varepsilon_0}|s - s_0|) \neq 0,$$

then integration by parts yields

$$\lambda^{1/2} \left| \iint (1 - \beta(\lambda^{\varepsilon_0}|t - t_0|))\beta(\lambda^{\varepsilon_0}|s - s_0|) a(T, \lambda; \tilde{\gamma}(t), \alpha(\tilde{\gamma}(s))) e^{i\lambda\phi(\alpha; t, s)} dt ds \right| \leq C_{b, \varepsilon_0} \lambda^{-1},$$

Thus, the proof of our main theorem would be complete if we could show that

$$(4.9) \quad \lambda^{1/2} \left| \iint \beta(\lambda^{\varepsilon_0}|t - t_0|)\beta(\lambda^{\varepsilon_0}|s - s_0|) b(t, s) a(T, \lambda; \tilde{\gamma}(t), \alpha(\tilde{\gamma}(s))) e^{i\lambda\phi(\alpha; t, s)} dt ds \right| \leq C_{M, b} \lambda^{-\varepsilon_0/2}.$$

To do this, we note that, by (3.16), if $T = c \log \lambda$ with $c = c_M > 0$ sufficiently small, we have

$$|\partial_t^2 \phi(\alpha; t, s)| \geq \lambda^{-\varepsilon_0/8} \quad \text{if } \beta(\lambda^{\varepsilon_0}|t - t_0|)\beta(\lambda^{\varepsilon_0}|s - s_0|) \neq 0,$$

since our assumption (4.8) along with (4.6) and (3.15) ensures that (3.17) is valid for such (t, s) . Therefore, applying Lemma 4.11 with $\sigma = \varepsilon_0/4$, we have that for each $s \in [-1/2, 1/2]$,

$$(4.10) \quad \lambda^{1/2} \left| \int \beta(\lambda^{\varepsilon_0}|t - t_0|)\beta(\lambda^{\varepsilon_0}|s - s_0|) b(t, s) a(T, \lambda; \tilde{\gamma}(t), \alpha(\tilde{\gamma}(s))) e^{i\lambda\phi(\alpha; t, s)} dt \right| \leq C_{M, b} \lambda^{\varepsilon_0/2}.$$

Since the s -support of $\beta(\lambda^{\varepsilon_0}|s - s_0|)$ has size about $\lambda^{-\varepsilon_0}$, (4.10) implies (4.9), which completes the proof. \square

REFERENCES

- [Bér77] P. H. Bérard. On the wave equation on a compact Riemannian manifold without conjugate points. *Math. Z.*, 155(3):249–276, 1977.
- [Bla16] M. D. Blair. On logarithmic improvements of critical geodesic restriction bounds in the presence of nonpositive curvature. To appear in *Israel J. Math.*, 2016.
- [BS15] M. D. Blair and C. D. Sogge. Concerning Toponogov’s theorem and logarithmic improvement of estimates of eigenfunctions. 2015. arXiv:1510.07726.
- [Che15] X. Chen. An improvement on eigenfunction restriction estimates for compact boundaryless Riemannian manifolds with nonpositive sectional curvature. *Trans. Amer. Math. Soc.*, 367:4019–4039, 2015.
- [CS14] X. Chen and C. D. Sogge. A few endpoint geodesic restriction estimates for eigenfunctions. *Comm. Math. Phys.*, 329(2):435–459, 2014.
- [CS15] X. Chen and C. D. Sogge. On integrals of eigenfunctions over geodesics. *Proc. Amer. Math. Soc.*, 143(1):151–161, 2015.
- [dC92] M. P. do Carmo. *Riemannian geometry*. Birkhäuser Boston, Inc., Boston, MA, 1992.
- [Goo83] A. Good. *Local analysis of Selberg’s trace formula*, volume 1040 of *Lecture Notes in Mathematics*. Springer-Verlag, Berlin, 1983.
- [Hej82] D. A. Hejhal. Sur certaines séries de Dirichlet associées aux géodésiques fermées d’une surface de Riemann compacte. *C. R. Acad. Sci. Paris Sér. I Math.*, 294(8):273–276, 1982.
- [Pit08] N. J. E. Pitt. A sum formula for a pair of closed geodesics on a hyperbolic surface. *Duke Math. J.*, 143(3):407–435, 2008.
- [Rez15] A. Reznikov. A uniform bound for geodesic periods of eigenfunctions on hyperbolic surfaces. *Forum Math.*, 27(3):1569–1590, 2015.
- [Sog17] C. D. Sogge. *Fourier integrals in classical analysis*, volume 210 of *Cambridge Tracts in Mathematics*. Cambridge University Press, Cambridge, 2nd edition, 2017.
- [SXZ17] C. D. Sogge, Y. Xi, and C. Zhang. Geodesic period integrals of eigenfunctions on Riemannian surfaces and the Gauss-Bonnet theorem. *Camb. J. Math.*, 5(1):123–151, 2017.
- [SZ15] C. D. Sogge and S. Zelditch. A note on L^p -norms of quasi-modes. In *Some topics in harmonic analysis and applications*, volume 34 of *ALM*, pages 385–397. Int. Press, Beijing-Boston, 2015.
- [Wym17a] E. Wyman. Explicit bounds on integrals of eigenfunctions over curves in surfaces of nonpositive curvature. preprint, 2017.
- [Wym17b] E. Wyman. Integrals of eigenfunctions over curves in surfaces of nonpositive curvature. preprint, 2017.
- [Xi17] Y. Xi. Inner product of eigenfunctions over curves and generalized periods for compact riemannian surfaces. Preprint, 2017.
- [XZ17] Y. Xi and C. Zhang. Improved critical eigenfunction restriction estimates on Riemannian surfaces with nonpositive curvature. *Comm. Math. Phys.*, 350:1299–1325, 2017.
- [Zel92] S. Zelditch. Kuznecov sum formulae and Szegő limit formulae on manifolds. *Comm. Partial Differential Equations*, 17(1-2):221–260, 1992.

DEPARTMENT OF MATHEMATICS, UNIVERSITY OF ROCHESTER, ROCHESTER, NY 14627
E-mail address: yxi4@math.rochester.edu