

Nonlinear Bayesian Estimation: From Kalman Filtering to a Broader Horizon

Huazhen Fang, Ning Tian, Yebin Wang, MengChu Zhou, and Mulugeta A. Haile

Abstract—This article presents an up-to-date tutorial review of nonlinear Bayesian estimation. State estimation for nonlinear systems has been a challenge encountered in a wide range of engineering fields, attracting decades of research effort. To date, one of the most promising and popular approaches is to view and address the problem from a Bayesian probabilistic perspective, which enables estimation of the unknown state variables by tracking their probabilistic distribution or statistics (e.g., mean and covariance) conditioned on the system's measurement data. This article offers a systematic introduction of the Bayesian state estimation framework and reviews various Kalman filtering (KF) techniques, progressively from the standard KF for linear systems to extended KF, unscented KF and ensemble KF for nonlinear systems. It also overviews other prominent or emerging Bayesian estimation methods including the Gaussian filtering, Gaussian-sum filtering, particle filtering and moving horizon estimation and extends the discussion of state estimation forward to more complicated problems such as simultaneous state and parameter/input estimation.

Index Terms—State estimation, nonlinear Bayesian estimation, Kalman filtering, stochastic estimation.

I. INTRODUCTION

AS a core subject of control systems theory, state estimation for nonlinear dynamic systems has been undergoing active research and development for a few decades. Considerable attention is gained from a wide community of researchers, thanks to its significant applications in signal processing, navigation and guidance, and econometrics, just to name a few. When stochastic systems, i.e., systems subjected to the effects of noise, are considered, the Bayesian estimation approaches have evolved as a leading estimation tool enjoying wide popularity. Bayesian analysis traces back to the 1763 essay [1], published two years after the death of its author, Rev. Thomas Bayes. This seminal work was meant to tackle the following question: “Given the number of times in which an unknown event has happened and failed: *Required* the chance that the probability of its happening in a single trial lies somewhere between any two degrees of probability that can be named”. Rev. Bayes developed a solution to examine the case of only continuous probability, single parameter and

a uniform prior, which is an early form of the Bayes’ rule known to us nowadays. Despite its preciousness, this work remained obscure for many scientists and even mathematicians of that era. The change came when the French mathematician Pierre-Simon de Laplace rediscovered the result and presented the theorem in the complete and modern form. A historical account and comparison of Bayes’ and Laplace’s work can be found in [2]. From today’s perspective, the Bayes’ theorem is a probability-based answer to a philosophical question: How should one update an existing belief when given new evidence [3]? Quantifying the degree of belief by probability, the theorem modifies the original belief by producing the probability conditioned on new evidence from the initial probability. This idea was applied in the past century from one field to another whenever the belief update question arose, driving numerous intriguing explorations. Among them, a topic of relentless interest is Bayesian state estimation, which is concerned with determining the unknown state variables of a dynamic system using the Bayesian theory.

The capacity of the Bayesian analysis to provide a powerful framework for state estimation has been well recognized now. A representative method within the framework is the well-known Kalman filter (KF), which “revolutionized the field of estimation ... (and) opened up many new theoretical and practical possibilities” [4]. KF was initially developed by using the least squares in the 1960 paper [5] but reinterpreted from a Bayesian perspective in [6], only four years after its invention. Further envisioned in [6] was that “the Bayesian approach offers a unified and intuitive viewpoint particularly adaptable to handling modern-day control problems”. This investigation and vision ushered a new statistical treatment of nonlinear estimation problems, laying a foundation for prosperity of research on this subject.

In this article, we offer a systematic and bottom-to-up introduction to major Bayesian state estimators, with a particular emphasis on the KF family. We begin with outlining the essence of Bayesian thinking for state estimation problems, showing that its core is the model-based prediction and measurement-based update of the probabilistic belief of unknown state variables. A conceptual KF formulation can be made readily in the Bayesian setting, which tracks the mean and covariance of the states modeled as random vectors throughout the evolution of the system. Turning a conceptual KF into executable algorithms requires certain approximations to nonlinear systems; and depending on the approximation adopted, different KF methods are derived. We demonstrate three primary members of the KF family in this context: extended KF (EKF), unscented KF (UKF), and ensemble

H. Fang and N. Tian are with the Department of Mechanical Engineering, University of Kansas, Lawrence, KS 66045, USA (e-mail: {fang, ning.tian}@ku.edu).

Y. Wang is with the Mitsubishi Electric Research Laboratories, Cambridge, MA 02139, USA (e-mail: yebinwang@ieee.org).

M. Zhou is with the Department of Electrical and Computer Engineering, New Jersey Institute of Technology, Newark, NJ 07102, USA (e-mail: zhou@njit.edu).

M.A. Haile is with the Vehicle Technology Directorate, US Army Research Laboratory, Aberdeen, MD 21005, USA (e-mail: mulugeta.a.haile.civ@mail.mil).

KF (EnKF), all of which have achieved proven success both theoretically and practically. A review of other important Bayesian estimators and estimation problems is also presented briefly in order to introduce the reader to the state of the art of this vibrant research area.

II. A BAYESIAN VIEW OF STATE ESTIMATION

We consider the following nonlinear discrete-time system:

$$\begin{cases} x_{k+1} = f(x_k) + w_k, \\ y_k = h(x_k) + v_k, \end{cases} \quad (1)$$

where $x_k \in \mathbb{R}^{n_x}$ is the unknown system state, and $y_k \in \mathbb{R}^{n_y}$ the output, with both n_x and n_y being positive integers. The process noise w_k and the measurement noise v_k are mutually independent, zero-mean white Gaussian sequences with covariances Q_k and R_k , respectively. The nonlinear mappings $f : \mathbb{R}^{n_x} \rightarrow \mathbb{R}^{n_x}$ and $h : \mathbb{R}^{n_x} \rightarrow \mathbb{R}^{n_y}$ represent the process dynamics and the measurement model, respectively. The system in (1) is assumed input-free for simplicity of presentation, but the following results can be easily extended to an input-driven system.

The state vector x_k comprises a set of variables that fully describe the status or behavior of the system. It evolves through time as a result of the system dynamics. The process of states over time hence represents the system's behavior. Because it is unrealistic to measure the complete state in most practical applications, state estimation is needed to infer x_k from the output y_k . More specifically, the significance of estimation comes from the crucial role it plays in the study of dynamic systems. First, one can monitor how a system behaves with state information and take corresponding actions when any adjustment is necessary. This is particularly important to ensure the detection and handling of internal faults and anomalies at the earliest phase. Second, high-performing state estimation is the basis for the design and implementation of many control strategies. The past decades have witnessed a rapid growth of control theories, and most of them, including optimal control, model predictive control, sliding mode control and adaptive control, premise the design on the availability of state information.

While state estimation can be tackled in a variety of ways, the stochastic estimation has drawn remarkable attention and been profoundly developed in terms of both theory and applications. Today, it is still receiving continued interest and intense research effort. From a stochastic perspective, the system in (1) can be viewed as a *generator of random vectors* x_k and y_k . The reasoning is as follows. Owing to the initial uncertainty or lack of knowledge of the initial condition, x_0 can be considered as a random vector subject to variation due to chance. Then, $f(x_0)$ represents a nonlinear transformation of x_0 , and its combination with w_0 modeled as another random vector generates a new random vector x_1 . Following this line, x_k for any k is a random vector, and the same idea applies to y_k . In practice, one can obtain the sensor measurement of the output at each time k , which can be considered as a sample drawn from the distribution of the random vector y_k . For simplicity of notation, we also denote

the output measurement as y_k and the measurement set at time k as $\mathbb{Y}_k := \{y_1, y_2, \dots, y_k\}$. The state estimation then is to build an estimate of x_k using \mathbb{Y}_k at each time k . To this end, one's interest then lies in how to capture $p(x_k|\mathbb{Y}_k)$, i.e., the probability density function (pdf) of x_k conditioned on \mathbb{Y}_k . This is because $p(x_k|\mathbb{Y}_k)$ captures the information of x_k conveyed in \mathbb{Y}_k and can be leveraged to estimate x_k .

A ‘‘prediction-update’’ procedure¹ can be recursively executed to obtain $p(x_k|\mathbb{Y}_k)$. Standing at time $k-1$, we can *predict* what $p(x_k|\mathbb{Y}_{k-1})$ is like using $p(x_{k-1}|\mathbb{Y}_{k-1})$. When the new measurement y_k conveying information about x_k arrives, we can *update* $p(x_k|\mathbb{Y}_{k-1})$ to $p(x_k|\mathbb{Y}_k)$. Characterizing a probabilistic belief about x_k before and after the arrival of y_k , $p(x_k|\mathbb{Y}_{k-1})$ and $p(x_k|\mathbb{Y}_k)$ are referred to as the *a priori* and *a posteriori* pdf's, respectively. Specifically, the prediction at time $k-1$, demonstrating the pass from $p(x_{k-1}|\mathbb{Y}_{k-1})$ to $p(x_k|\mathbb{Y}_{k-1})$, is given by

$$p(x_k|\mathbb{Y}_{k-1}) = \int p(x_k|x_{k-1})p(x_{k-1}|\mathbb{Y}_{k-1})dx_{k-1}. \quad (2)$$

Let us explain how to achieve (2). By the Chapman-Kolmogorov equation, it can be seen that

$$p(x_k|\mathbb{Y}_{k-1}) = \int p(x_k, x_{k-1}|\mathbb{Y}_{k-1})dx_{k-1},$$

which, according to the Bayes' rule, can be written as

$$p(x_k|\mathbb{Y}_{k-1}) = \int p(x_k|x_{k-1}, \mathbb{Y}_{k-1})p(x_{k-1}|\mathbb{Y}_{k-1})dx_{k-1}.$$

It reduces to (2), because $p(x_k|x_{k-1}, \mathbb{Y}_{k-1}) = p(x_k|x_{k-1})$ as a result of the Markovian propagation of the state. Then on the arrival of y_k , $p(x_k|\mathbb{Y}_{k-1})$ can be updated to yield $p(x_k|\mathbb{Y}_k)$, which is governed by

$$p(x_k|\mathbb{Y}_k) = \frac{p(y_k|x_k)p(x_k|\mathbb{Y}_{k-1})}{p(y_k|\mathbb{Y}_{k-1})}. \quad (3)$$

The above equation is also owing to the use of the Bayes' rule:

$$\begin{aligned} p(x_k|\mathbb{Y}_k) &= \frac{p(x_k, \mathbb{Y}_k)}{p(\mathbb{Y}_k)} = \frac{p(x_k, y_k, \mathbb{Y}_{k-1})}{p(y_k, \mathbb{Y}_{k-1})} \\ &= \frac{p(y_k|x_k, \mathbb{Y}_{k-1})p(x_k, \mathbb{Y}_{k-1})}{p(y_k, \mathbb{Y}_{k-1})} \\ &= \frac{p(y_k|x_k, \mathbb{Y}_{k-1})p(x_k|\mathbb{Y}_{k-1})}{p(y_k|\mathbb{Y}_{k-1})}. \end{aligned}$$

Note that we have $p(y_k|x_k, \mathbb{Y}_{k-1}) = p(y_k|x_k)$ from the fact that y_k only depends on x_k . Then, (3) is obtained. Together, (2)-(3) represent the fundamental principle of Bayesian state estimation for the system in (1), describing the sequential propagation of the *a priori* and *a posteriori* pdf's. The former captures our belief over the unknown quantities in the presence of only the prior evidence, and the latter updates this belief using the Bayesian theory when new evidence becomes available. The two steps, prediction and update, are executed alternately through time, as illustrated in Fig. 1.

¹The two steps are equivalently referred to as ‘time-update’ and ‘measurement-update’, or ‘forecast’ and ‘analysis’, in different literature.

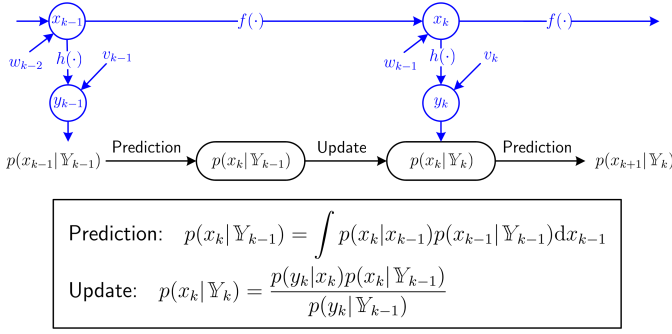


Fig. 1. The Bayesian filtering principle. The running of a dynamic system propagates the state x_k through time and produces output measurement y_k at each time k . For the purpose of estimation, the Bayesian filtering principle tracks the pdf of x_k given the measurement set $\mathbb{Y}_k = \{y_1, y_2, \dots, y_k\}$. It consists of two steps sequentially implemented: the *prediction* step from $p(x_{k-1} | \mathbb{Y}_{k-1})$ to $p(x_k | \mathbb{Y}_{k-1})$, and the *update* step from $p(x_k | \mathbb{Y}_{k-1})$ to $p(x_k | \mathbb{Y}_k)$ upon the arrival of y_k .

Looking at the above Bayesian filtering principle, we can summarize three elements that constitute the thinking of Bayesian estimation. First, all the unknown quantities or uncertainties in a system, e.g., state, are viewed from the probabilistic perspective. In other words, any unknown variable is regarded as a random variable. Second, the output measurements of the system are samples drawn from a certain probability distribution dependent on the concerned variables. They provide data evidence for state estimation. Finally, the system model represents transformations that the unknown and random state variables undergo over time. Originating from the philosophical abstraction that anything unknown, in one's mind, is subject to variations due to chance, the randomness-based representation enjoys universal applicability even when the unknown or uncertain quantities are not necessarily random in physical sense. In addition, it can easily translate into a convenient 'engineering' way for estimation of the unknown variables, as will be shown in the following discussions.

III. FROM BAYESIAN FILTERING TO KALMAN FILTERING

In the above discussion, we have shown the probabilistic nature of state estimation and presented the Bayesian filtering principle (2)-(3) as a solution framework. However, this does not mean that one can simply use (2)-(3) to track the conditional pdf of a random vector passing through nonlinear transformations, because the nonlinearity often makes it difficult or impossible to derive an exact or closed-form solution. This challenge turns against the development of executable state estimation algorithms, since a dynamic system's state propagation and observation are based on the nonlinear functions of the random state vector x_k , i.e., $f(x_k)$ and $h(x_k)$. Yet for the sake of estimation, one only needs the statistics (mean and covariance) of x_k conditioned on the measurements in most circumstances, rather than a full grasp of its conditional pdf. A straightforward and justifiable way is to use the mean as the estimate of x_k and the covariance as the confidence (or equivalently, uncertainty) measure. Reducing the pdf tracking to the mean and covariance tracking can significantly mitigate the difficulty in the design of state estimators. To simplify

the problem further, certain Gaussianity approximations can be made because of the mathematical tractability and statistical soundness of Gaussian distributions (for the reader's convenience, several properties of the Gaussian distribution to be used next are summarized in the Appendix.). Proceeding in this direction, we can reach a formulation of the Kalman filtering (KF) methodology, as shown below.

In order to predict x_k at time $k - 1$, we consider the minimum-variance unbiased estimation, which gives that the best estimate of x_k given \mathbb{Y}_{k-1} , denoted as $\hat{x}_{k|k-1}$, is $E(x_k | \mathbb{Y}_{k-1})$ [7, Theorem 3.1]. That is,

$$\hat{x}_{k|k-1} = E(x_k | \mathbb{Y}_{k-1}) = \int x_k p(x_k | \mathbb{Y}_{k-1}) dx_k. \quad (4)$$

Inserting (2) into the above equation, we have

$$\hat{x}_{k|k-1} = \int \left[\int x_k p(x_k | x_{k-1}) dx_k \right] \cdot p(x_{k-1} | \mathbb{Y}_{k-1}) dx_{k-1}. \quad (5)$$

By assuming that w_k is a white Gaussian noise independent of x_k , we have $x_k | x_{k-1} \sim \mathcal{N}(f(x_{k-1}), Q)$ and then $\int x_k p(x_k | x_{k-1}) dx_k = f(x_{k-1})$ according to (A.1). Hence, (5) becomes

$$\begin{aligned} \hat{x}_{k|k-1} &= \int f(x_{k-1}) p(x_{k-1} | \mathbb{Y}_{k-1}) dx_{k-1} \\ &= E[f(x_{k-1}) | \mathbb{Y}_{k-1}]. \end{aligned} \quad (6)$$

For $\hat{x}_{k|k-1}$ in (6), the associated prediction error covariance is

$$\begin{aligned} P_{k|k-1}^x &= E[(x_k - \hat{x}_{k|k-1})(x_k - \hat{x}_{k|k-1})^\top] \\ &= \int (x_k - \hat{x}_{k|k-1})(x_k - \hat{x}_{k|k-1})^\top p(x_k | \mathbb{Y}_{k-1}) dx_k. \end{aligned} \quad (7)$$

With the use of (2) and (A.1), we can obtain

$$\begin{aligned} P_{k|k-1}^x &= \int x_k x_k^\top p(x_k | \mathbb{Y}_{k-1}) dx_k - \hat{x}_{k|k-1} \hat{x}_{k|k-1}^\top \\ &= \int \left[\int x_k x_k^\top p(x_k | x_{k-1}) dx_k \right] p(x_{k-1} | \mathbb{Y}_{k-1}) dx_{k-1} \\ &\quad - \hat{x}_{k|k-1} \hat{x}_{k|k-1}^\top \\ &= \int [f(x_{k-1}) f^\top(x_{k-1}) + Q] p(x_{k-1} | \mathbb{Y}_{k-1}) dx_{k-1} \\ &\quad - \hat{x}_{k|k-1} \hat{x}_{k|k-1}^\top \\ &= \int [f(x_{k-1}) - \hat{x}_{k|k-1}] [f(x_{k-1}) - \hat{x}_{k|k-1}]^\top \\ &\quad \cdot p(x_{k-1} | \mathbb{Y}_{k-1}) dx_{k-1} + Q \\ &= \text{Cov}[f(x_{k-1}) | \mathbb{Y}_{k-1}] + Q. \end{aligned} \quad (8)$$

When y_k becomes available, we assume that $p(x_k, y_k | \mathbb{Y}_{k-1})$ can be approximated by a Gaussian distribution

$$\mathcal{N} \left(\begin{bmatrix} \hat{x}_{k|k-1} \\ \hat{y}_{k|k-1} \end{bmatrix}, \begin{bmatrix} P_{k|k-1}^x & P_{k|k-1}^{xy} \\ (P_{k|k-1}^{xy})^\top & P_{k|k-1}^y \end{bmatrix} \right), \quad (9)$$

where $\hat{y}_{k|k-1}$ is the prediction of y_k given \mathbb{Y}_{k-1} and expressed as

$$\hat{y}_{k|k-1} = E(y_k | \mathbb{Y}_{k-1}) = \int y_k p(y_k | \mathbb{Y}_{k-1}) dy_k. \quad (10)$$

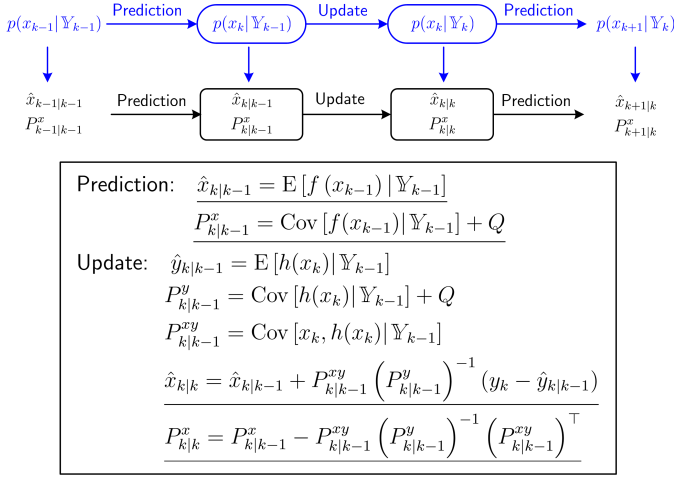


Fig. 2. A schematic sketch of the KF technique. KF performs the prediction-update procedure recursively to track the mean and covariance of x_k for estimation. The equations show that its implementation depends on determining the mean and covariance of the random state vector through nonlinear functions $f(\cdot)$ and $h(\cdot)$.

The associated covariance is

$$P_{k|k-1}^y = \int (y_k - \hat{y}_{k|k-1}) (y_k - \hat{y}_{k|k-1})^\top \cdot p(y_k | Y_{k-1}) dy_k. \quad (11)$$

It is noted that

$$\begin{aligned} p(y_k | Y_{k-1}) &= \int p(x_k, y_k | Y_{k-1}) dx_k \\ &= \int p(y_k | x_k) p(x_k | Y_{k-1}) dx_k. \end{aligned} \quad (12)$$

Combining (10)-(11) with (12) yields

$$\begin{aligned} \hat{y}_{k|k-1} &= \int \left[\int y_k p(y_k | x_k) dy_k \right] p(x_k | Y_{k-1}) dx_k \\ &= \int h(x_k) p(x_k | Y_{k-1}) dx_k = E[h(x_k) | Y_{k-1}], \end{aligned} \quad (13)$$

$$\begin{aligned} P_{k|k-1}^y &= \int (h(x_k) - \hat{y}_{k|k-1}) (h(x_k) - \hat{y}_{k|k-1})^\top \cdot p(x_k | Y_{k-1}) dx_k + R \\ &= \text{Cov}[h(x_k) | Y_{k-1}] + R. \end{aligned} \quad (14)$$

The cross-covariance between x_k and y_k is

$$\begin{aligned} P_{k|k-1}^{xy} &= \iint (x_k - \hat{x}_{k|k-1}) (y_k - \hat{y}_{k|k-1})^\top \cdot p(x_k, y_k | Y_{k-1}) dx_k dy_k \\ &= \int (x_k - \hat{x}_{k|k-1}) \left[\int (y_k - \hat{y}_{k|k-1})^\top p(y_k | x_k) dy_k \right] \cdot p(x_k | Y_{k-1}) dx_k \\ &= \int (x_k - \hat{x}_{k|k-1}) (h(x_k) - \hat{y}_{k|k-1})^\top p(x_k | Y_{k-1}) dx_k \\ &= \text{Cov}[x_k, h(x_k) | Y_{k-1}]. \end{aligned} \quad (15)$$

For two jointly Gaussian random vectors, the conditional distribution of one given another is also Gaussian, which is summarized in (A.4) in Section IV. It then follows from (9) that

a Gaussian approximation can be constructed for $p(x_k | Y_k)$. Its mean and covariance can be expressed as

$$\hat{x}_{k|k} = \hat{x}_{k|k-1} + \underbrace{P_{k|k-1}^{xy} \left(P_{k|k-1}^y \right)^{-1}}_{\text{Kalman gain}} (y_k - \hat{y}_{k|k-1}), \quad (16)$$

$$P_{k|k}^x = P_{k|k-1}^x - P_{k|k-1}^{xy} \left(P_{k|k-1}^y \right)^{-1} \left(P_{k|k-1}^{xy} \right)^\top. \quad (17)$$

Putting together (6)-(8), (13)-(14) and (15)-(17), we can establish a conceptual description of the KF technique, which is outlined in Fig. 2. Built in the Bayesian-Gaussian setting, it conducts state estimation through tracking the mean and covariance of a random state vector. It is noteworthy that one needs to develop explicit expressions to enable the use of the above KF equations. The key that bridges the gap is to find the mean and covariance of a random vector passing through nonlinear functions. For linear dynamic systems, the development is straightforward, because, in the considered context the involved pdf's are strictly Gaussian and the linear transformation of the Gaussian state variables can be readily handled. The result is the standard KF to be shown in the next section. However, complications arise in the case of nonlinear systems. This issue has drawn significant interest from researchers. A wide range of ideas and methodologies have been developed, leading to a family of nonlinear KFs. The three most representative among them are EKF, UKF, and EnKF to be introduced following the review of the linear KF.

IV. STANDARD LINEAR KALMAN FILTER

In this section, KF for linear systems is reviewed briefly to pave the way for discussion of nonlinear KFs. Consider a linear time-invariant discrete-time system of the form

$$\begin{cases} x_{k+1} = Fx_k + w_k, \\ y_k = Hx_k + v_k, \end{cases} \quad (18)$$

where: 1) $\{w_k\}$ and $\{v_k\}$ are zero-mean white Gaussian noise sequences with $w_k \sim \mathcal{N}(0, Q)$ and $v_k \sim \mathcal{N}(0, R)$, 2) x_0 is Gaussian with $x_0 \sim \mathcal{N}(\bar{x}_0, P_0)$, and 3) x_0 , $\{w_k\}$ and $\{v_k\}$ are independent of each other. Note that, under these conditions, the Gaussian assumptions in Section III will exactly hold for the linear system in (18).

The standard KF for the linear dynamic system in (18) can be readily derived from the conceptual KF summarized in Fig. 2. Since the system is linear and under a Gaussian setting, $p(x_{k-1} | Y_{k-1})$ and $p(x_k | Y_{k-1})$ are strictly Gaussian according to the properties of Gaussian vectors. Specifically, $x_{k-1} | Y_{k-1} \sim \mathcal{N}(\hat{x}_{k-1|k-1}, P_{k-1|k-1}^x)$ and $x_k | Y_{k-1} \sim \mathcal{N}(\hat{x}_{k|k-1}, P_{k|k-1}^x)$. According to (6) and (8), the prediction is

$$\hat{x}_{k|k-1} = E(Fx_{k-1} | Y_{k-1}) = F\hat{x}_{k-1|k-1}, \quad (19)$$

$$\begin{aligned} P_{k|k-1}^x &= \text{Cov}(Fx_{k-1} | Y_{k-1}) + Q \\ &= FP_{k-1|k-1}^x F^\top + Q, \end{aligned} \quad (20)$$

The update can be accomplished along the similar lines. Based on (13)-(15), we have $\hat{y}_{k|k-1} = H\hat{x}_{k|k-1}$, $P_{k|k-1}^y =$

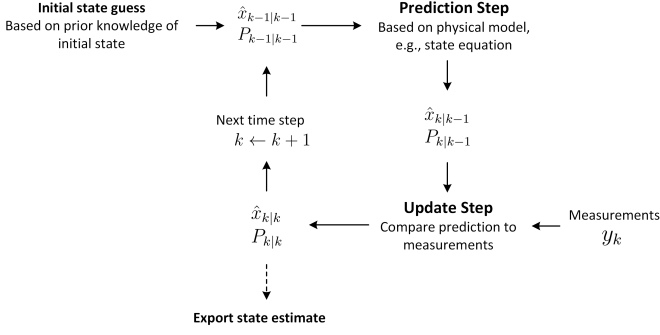


Fig. 3. A schematic of the KF/EKF structure, modified from [8]. KF/EKF comprises two steps sequentially executed through time, prediction and update. For prediction, x_k is predicted by using the data up to time $k-1$. The forecast is denoted as $\hat{x}_{k|k-1}$ and subject to uncertainty quantified by the prediction error covariance $P_{k|k-1}$. The update step occurs upon the arrival of the new measurement y_k . In this step, y_k is leveraged to correct $\hat{x}_{k|k-1}$ and produce the updated estimate $\hat{x}_{k|k}$. Meanwhile, $P_{k|k-1}$ is updated to generate $P_{k|k}$ to quantify the uncertainty imposed on $\hat{x}_{k|k}$.

$HP_{k|k-1}H^\top + R$, and $P_{k|k-1}^{xy} = P_{k|k-1}H^\top$. Then, as indicated by (16)-(17), the updated state estimate is

$$\hat{x}_{k|k} = \hat{x}_{k|k-1} + \underbrace{P_{k|k-1}^x H^\top (HP_{k|k-1}^x H^\top + R)^{-1}}_{\text{Kalman gain}} \cdot (y_k - H\hat{x}_{k|k-1}), \quad (21)$$

$$P_{k|k}^x = P_{k|k-1}^x - P_{k|k-1}^x H^\top (HP_{k|k-1}^x H^\top + R)^{-1} \cdot HP_{k|k-1}^x. \quad (22)$$

Together, (19)-(22) form the linear KF. Through the prediction-update procedure, it generates the state estimates and associated estimation error covariances recursively over time when the output measurement arrives. From the probabilistic perspective, $\hat{x}_{k|k}$ and $P_{k|k}$ together determine the Gaussian distribution of x_k conditioned on \mathbb{Y}_k . The covariance, quantifying how widely the random vector x_k can potentially spread out, can be interpreted as a measure of the confidence on or uncertainty of the estimate. A schematic diagram of the KF is shown in Fig. 3 (it can also be used to demonstrate EKF to be shown next).

Given that (F, H) is detectable and $(F, Q^{\frac{1}{2}})$ stabilizable, $P_{k|k-1}^x$ converges to a fixed point, which is the solution to a discrete-time algebraic Riccati equation (DARE)

$$X = FXF^\top - FXH^\top(HXH^\top + R)^{-1}HXF^\top + Q.$$

This implies that KF can approach a steady state after a few time instants. With this idea, one can design a steady-state KF by solving DARE offline to obtain the Kalman gain and then apply it to run KF online, as detailed in [7]. Obviating the need for computing the gain and covariance at every time instant, the steady-state KF, though suboptimal, presents higher computational efficiency than the standard KF.

V. REVIEW OF NONLINEAR KALMAN FILTERS

In this section, an introductory overview of the major nonlinear KF techniques is offered, including the celebrated

EKF and UKF in the field of control systems and the EnKF popular in the data assimilation community.

A. Extended Kalman Filter

EKF is arguably the most celebrated nonlinear state estimation technique, with numerous applications across a variety of engineering areas and beyond [9]. It is based on the linearization of nonlinear functions around the most recent state estimate. When the state estimate $\hat{x}_{k-1|k-1}$ is generated, consider the first-order Taylor expansion of $f(x_{k-1})$ at this point:

$$f(x_{k-1}) \approx f(\hat{x}_{k-1|k-1}) + F_{k-1}(x_{k-1} - \hat{x}_{k-1|k-1}), \quad (23)$$

$$F_{k-1} = \left. \frac{\partial f}{\partial x} \right|_{\hat{x}_{k-1|k-1}}. \quad (24)$$

For simplicity, let $p(x_{k-1}|\mathbb{Y}_{k-1})$ be approximated by a distribution with mean $\hat{x}_{k-1|k-1}$ and covariance $P_{k-1|k-1}^x$. Then inserting (23) to (6)-(8), we can readily obtain the one-step-forward prediction

$$\hat{x}_{k|k-1} = E[f(x_{k-1}|\mathbb{Y}_{k-1})] \approx f(\hat{x}_{k-1|k-1}), \quad (25)$$

$$P_{k|k-1}^x = \text{Cov}[x_k|\mathbb{Y}_{k-1}] + Q \\ = F_{k-1}P_{k-1|k-1}^x F_{k-1}^\top + Q. \quad (26)$$

Looking into (23), we find that the Taylor expansion approximates the nonlinear transformation of the random vector x_k by an affine one. Proceeding on this approximation, we can easily estimate the mean and covariance of $f(x_{k-1})$ once provided the mean and covariance information of x_{k-1} conditioned on \mathbb{Y}_{k-1} . This, after being integrated with the effect of the noise w_k on the prediction error covariance, establishes a prediction of x_k , as specified in (25)-(26). After $\hat{x}_{k|k-1}$ is produced, we can investigate the linearization of $h(x_k)$ around this new operating point in order to update the prediction. That is,

$$h(x_k) \approx h(\hat{x}_{k|k-1}) + H_k(x_k - \hat{x}_{k|k-1}), \quad (27)$$

$$H_k = \left. \frac{\partial h}{\partial x} \right|_{\hat{x}_{k|k-1}}. \quad (28)$$

Similarly, we assume that $p(x_k|\mathbb{Y}_{k-1})$ can be replaced by a distribution with mean $\hat{x}_{k|k-1}$ and covariance $P_{k|k-1}^x$. Using (27), the evaluation of (13)-(15) yields $\hat{y}_{k|k-1} \approx h(\hat{x}_{k|k-1})$, $P_{k|k-1}^y \approx H_k P_{k|k-1}^x H_k^\top + R$, and $P_{k|k-1}^{xy} \approx P_{k|k-1}^x H_k^\top$.

Here, the approximate mean and covariance information of $h(x_k)$ and y_k are obtained through the linearization of $h(x_k)$ around $\hat{x}_{k|k-1}$. With the aid of the Gaussianity assumption in (9), an updated estimate of x_k is produced as follows:

$$\hat{x}_{k|k} = \hat{x}_{k|k-1} + P_{k|k-1}^x H_k^\top (H_k P_{k|k-1}^x H_k^\top + R)^{-1} \cdot [y_k - h(\hat{x}_{k|k-1})], \quad (29)$$

$$P_{k|k}^x = P_{k|k-1}^x - P_{k|k-1}^x H_k^\top (H_k P_{k|k-1}^x H_k^\top + R)^{-1} \cdot H_k P_{k|k-1}^x. \quad (30)$$

Then, EKF consists of (25)-(26) for prediction and (29)-(30) for update. When comparing it with the standard KF in (19)-(22), we can find that they share significant resemblance in structure, except that EKF introduces the linearization procedure to accommodate the system nonlinearities.

Since the 1960s, EKF has gained wide use in the areas of aerospace, robotics, biomedical, mechanical, chemical, electrical and civil engineering, with great success in the real world witnessed. This is often ascribed to its relative easiness of design and execution. Another important reason is its good convergence from a theoretical viewpoint. In spite of the linearization-induced errors, EKF has provable asymptotic convergence under some conditions that can be satisfied by many practical systems [10–14]. However, it also suffers from some shortcomings. The foremost one is the inadequacy of its first-order accuracy for highly nonlinear systems. In addition, the need for explicit derivative matrices not only renders EKF futile for discontinuous or other non-differentiable systems, but also pulls it away from convenient use in view of programming and debugging, especially when nonlinear functions of a complex structure are faced. This factor, together with the computational complexity at $O(n_x^3)$, limits the application of EKF to only low-dimensional systems.

Some modified EKFs have been introduced for improved accuracy or efficiency. In this regard, a natural extension is through the second-order Taylor expansion, which leads to the *second-order EKF* with more accurate estimation [15–17]. Another important variant, named *iterated EKF (IEKF)*, iteratively refines the state estimate around the current point at each time instant [18–20]. Though requiring an increased computational cost, it can achieve higher estimation accuracy even in the presence of severe nonlinearities in systems.

B. Unscented Kalman Filter

As the performance of EKF degrades for systems with strong nonlinearities, researchers have been seeking better ways to conduct nonlinear state estimation. In the 1990s, UKF was invented [21, 22]. Since then, it has been gaining significant popularity among researchers and practitioners. This technique is based on the so-called “unscented transform (UT)”, which exploits the utility of deterministic sampling to track the mean and covariance information of a random variable passing through a nonlinear transformation [23–25]. The basic idea is to approximately represent a random variable by a set of sample points (sigma points) chosen deterministically to completely capture the mean and covariance. Then, projecting the sigma points through the nonlinear function concerned, one obtains a new set of sigma points and then use them to form the mean and covariance of the transformed variable for estimation.

To explain how UT tracks the statistics of a nonlinearly transformed random variable, we consider a random variable $x \in \mathbb{R}^n$ and a nonlinear function $z = g(x)$. It is assumed that the mean and covariance of x are \bar{x} and P_x , respectively. The UT proceeds as follows [23, 24]. First, a set of sigma points $\{x^i, i = 0, 1, \dots, 2n\}$ are chosen deterministically:

$$x^0 = \bar{x}, \quad (31)$$

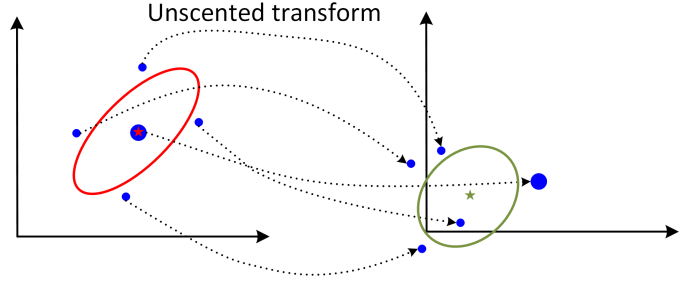


Fig. 4. A schematic sketch of the UT procedure, adapted from [23]. A set of sigma points (blue dots) are generated first according to the initial mean (red five-pointed star) and covariance (red ellipse) (left) and projected through the nonlinear function to generate a set of new sigma points (right). The new sigma points are then used to calculate the new mean (green star) and covariance (green ellipse).

$$x^i = \bar{x} + \sqrt{n + \lambda} \left[\sqrt{P_x} \right]_i, \quad i = 1, 2, \dots, n, \quad (32)$$

$$x^{i+n} = \bar{x} - \sqrt{n + \lambda} \left[\sqrt{P_x} \right]_i, \quad i = 1, 2, \dots, n, \quad (33)$$

where $[\cdot]_i$ represents the i -th column of the matrix and the matrix square root is defined by $\sqrt{P} \sqrt{P}^\top = P$ achievable through the Cholesky decomposition. The sigma points spread across the space around \bar{x} . The width of spread is dependent on the covariance P and the scaling parameter λ , where $\lambda = \alpha^2(n + \kappa) - n$. Typically, α is a small positive value (e.g., 10^{-3}), and κ is usually set to 0 or $3 - n$ [21]. Then the sigma points are propagated through the nonlinear function $g(\cdot)$ to generate the sigma points for the transformed variable z , i.e.,

$$z^i = g(x^i), \quad i = 0, 1, \dots, 2n.$$

The mean and covariance of z are estimated as

$$\bar{z} = E[g(x)] \approx \sum_{i=0}^{2n} W_i^{(m)} z^i, \quad (34)$$

$$P_z = E[(g(x) - \bar{z})(g(x) - \bar{z})^\top] \approx \sum_{i=0}^{2n} W_i^{(c)} (z^i - \bar{z})(z^i - \bar{z})^\top, \quad (35)$$

where the weights are

$$W_0^{(m)} = \frac{\lambda}{n + \lambda}, \quad (36)$$

$$W_0^{(c)} = \frac{\lambda}{n + \lambda} + (1 - \alpha^2 + \beta), \quad (37)$$

$$W_i^{(m)} = W_i^{(c)} = \frac{1}{2(n + \lambda)}, \quad i = 1, 2, \dots, 2n. \quad (38)$$

The parameter β in (37) can be used to include prior information on the distribution of x . When x is Gaussian, $\beta = 2$ is optimal. The UT procedure is schematically shown in Fig. 4.

To develop UKF, it is necessary to apply UT at both prediction and update steps, which involve nonlinear state transformations based on f and h , respectively. For prediction, suppose that the mean and covariance of x_{k-1} , $\hat{x}_{k-1|k-1}$ and $P_{k-1|k-1}^x$, are given. To begin with, the sigma points for x_{k-1} are generated:

$$\hat{x}_{k-1|k-1}^{(0)} = \hat{x}_{k-1|k-1}, \quad (39)$$

$$\hat{x}_{k-1|k-1}^{(i)} = \hat{x}_{k-1|k-1} + \sqrt{n_x + \lambda} \left[\sqrt{P_{k-1|k-1}^x} \right]_i, \quad i = 1, 2, \dots, n_x, \quad (40)$$

$$\hat{x}_{k-1|k-1}^{(i+n_x)} = \hat{x}_{k-1|k-1} - \sqrt{n_x + \lambda} \left[\sqrt{P_{k-1|k-1}^x} \right]_i, \quad i = 1, 2, \dots, n_x. \quad (41)$$

Then, they are propagated forward through the nonlinear function $f(\cdot)$, that is,

$$\hat{x}_{k|k-1}^{(i)} = f\left(\hat{x}_{k-1|k-1}^{(i)}\right), \quad i = 0, 1, \dots, 2n_x. \quad (42)$$

These new sigma points are considered capable of capturing the mean and covariance of $f(x_{k-1})$. Using them, the prediction of x_k can be achieved as follows:

$$\hat{x}_{k|k-1} = E[f(x_{k-1}) | \mathbb{Y}_{k-1}] = \sum_{i=0}^{2n_x} W_i^{(m)} \hat{x}_{k|k-1}^{(i)}, \quad (43)$$

$$\begin{aligned} P_{k|k-1}^x &= \text{Cov}[f(x_{k-1}) | \mathbb{Y}_{k-1}] + Q \\ &= \sum_{i=0}^{2n_x} W_i^{(c)} \left(\hat{x}_{k|k-1}^{(i)} - \hat{x}_{k|k-1} \right) \left(\hat{x}_{k|k-1}^{(i)} - \hat{x}_{k|k-1} \right)^\top \\ &\quad + Q. \end{aligned} \quad (44)$$

By analogy, the sigma points for x_k need to be generated first in order to perform the update, which are

$$\hat{x}_{k|k-1}^{+(0)} = \hat{x}_{k|k-1}, \quad (45)$$

$$\hat{x}_{k|k-1}^{+(i)} = \hat{x}_{k|k-1} + \sqrt{n_x + \lambda} \left[\sqrt{P_{k|k-1}^x} \right]_i, \quad i = 1, 2, \dots, n_x, \quad (46)$$

$$\hat{x}_{k|k-1}^{+(i+n_x)} = \hat{x}_{k|k-1} - \sqrt{n_x + \lambda} \left[\sqrt{P_{k|k-1}^x} \right]_i, \quad i = 1, 2, \dots, n_x. \quad (47)$$

Propagating them through $h(\cdot)$, we can obtain the sigma points for $h(x_k)$, given by

$$\hat{y}_{k|k-1}^{(i)} = h\left(\hat{x}_{k|k-1}^{+(i)}\right), \quad i = 0, 1, \dots, 2n_x. \quad (48)$$

The predicted mean and covariance of y_k and the predicted cross-covariance between x_k and y_k are as follows:

$$\hat{y}_{k|k-1} = E[y_k | \mathbb{Y}_{k-1}] = \sum_{i=0}^{2n_x} W_i^{(m)} \hat{y}_{k|k-1}^{(i)}, \quad (49)$$

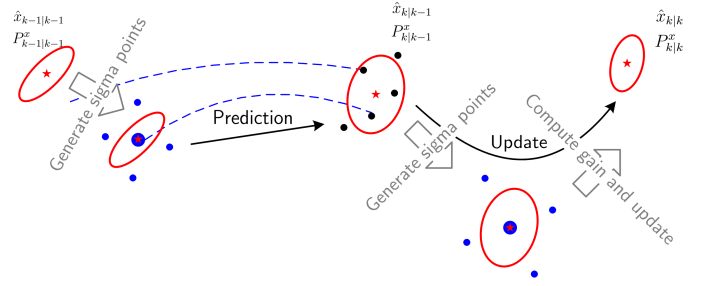
$$\begin{aligned} P_{k|k-1}^y &= \text{Cov}[h(x_k) | \mathbb{Y}_{k-1}] + R \\ &= \sum_{i=0}^{2n_x} W_i^{(c)} \left(\hat{y}_{k|k-1}^{(i)} - \hat{y}_{k|k-1} \right) \left(\hat{y}_{k|k-1}^{(i)} - \hat{y}_{k|k-1} \right)^\top + R, \end{aligned} \quad (50)$$

$$P_{k|k-1}^{xy} = \text{Cov}[x_k, h(x_k) | \mathbb{Y}_{k-1}] \quad (51)$$

$$= \sum_{i=0}^{2n_x} W_i^{(c)} \left(\hat{x}_{k|k-1}^{+(i)} - \hat{x}_{k|k-1} \right) \left(\hat{y}_{k|k-1}^{(i)} - \hat{y}_{k|k-1} \right)^\top, \quad (52)$$

With the above quantities becoming available, the Gaussian update in (16)-(17) can be leveraged to enable the projection from the predicted estimate $\hat{x}_{k|k-1}$ to the updated estimate $\hat{x}_{k|k}$.

Summarizing the above equations leads to UKF sketched in Fig. 5. Compared with EKF, UKF incurs a computational



<p>Prediction: Generate sigma points $\hat{x}_{k-1 k-1}^{(i)}, i = 0, 1, \dots, 2n_x$</p> $\hat{x}_{k-1 k-1}^{(i)} = f\left(\hat{x}_{k-1 k-1}^{(i)}\right), \quad i = 0, 1, \dots, 2n_x$ $\hat{x}_{k k-1} = \sum_{i=0}^{2n_x} W_i^{(m)} \hat{x}_{k k-1}^{(i)}$ $P_{k k-1}^x = \sum_{i=0}^{2n_x} W_i^{(c)} \left(\hat{x}_{k k-1}^{(i)} - \hat{x}_{k k-1} \right) \left(\hat{x}_{k k-1}^{(i)} - \hat{x}_{k k-1} \right)^\top + Q$
<p>Update: Generate sigma points $\hat{x}_{k k-1}^{(i)}, i = 0, 1, \dots, 2n_x$</p> $\hat{y}_{k k-1}^{(i)} = h\left(\hat{x}_{k k-1}^{(i)}\right), \quad i = 0, 1, \dots, 2n_x$ $\hat{y}_{k k-1} = \sum_{i=0}^{2n_x} W_i^{(m)} \hat{y}_{k k-1}^{(i)}$ $P_{k k-1}^y = \sum_{i=0}^{2n_x} W_i^{(c)} \left(\hat{y}_{k k-1}^{(i)} - \hat{y}_{k k-1} \right) \left(\hat{y}_{k k-1}^{(i)} - \hat{y}_{k k-1} \right)^\top + R$ $P_{k k-1}^{xy} = \sum_{i=0}^{2n_x} W_i^{(c)} \left(\hat{x}_{k k-1}^{(i)} - \hat{x}_{k k-1} \right) \left(\hat{y}_{k k-1}^{(i)} - \hat{y}_{k k-1} \right)^\top$ $\hat{x}_{k k} = \hat{x}_{k k-1} + P_{k k-1}^{xy} \left(P_{k k-1}^y \right)^{-1} \left(y_k - \hat{y}_{k k-1} \right)$ $P_{k k}^x = P_{k k-1}^x - P_{k k-1}^{xy} \left(P_{k k-1}^y \right)^{-1} \left(P_{k k-1}^{xy} \right)^\top$

Fig. 5. A schematic of UKF. Following the prediction-update procedure, UKF tracks the mean and covariance of state x_k using sigma points chosen deterministically. A state estimate is graphically denoted by a red five-pointed star mean surrounded by a covariance ellipse, and the sigma points are colored in blue dots.

cost of the same order $O(n_x^3)$ but offers second-order accuracy [23], implying an overall smaller estimation error. In addition, its operations are derivative-free, exempt from the burdensome calculation of the Jacobian matrices in EKF. This will not only bring convenience to practical implementation but also imply its applicability to discontinuous undifferentiable nonlinear transformations. Yet, it is noteworthy that, with a complexity of $O(n_x^3)$ and operations of $2n_x + 1$ sigma points, UKF faces substantial computational expenses when the system is high-dimensional with a large n_x , thus unsuitable for this kind of estimation problems.

Owing to its merits, UKF has seen a growing momentum of research since its advent. A large body of work is devoted to the development of modified versions. In this respect, *square-root UKF* (SR-UKF) directly propagates a square root matrix, which enjoys better numerical stability than squaring the propagated covariance matrices [26]; iterative refinement of the state estimate can also be adopted to enhance UKF as in *IEKF*, leading to *iterated UKF* (IUKF). The performance of UKF can be improved by selecting the sigma points in different ways. While the standard UKF employs symmetrically distributed $2n_x + 1$ sigma points, asymmetric point sets or sets with a larger number of points may bring

better accuracy [27–30]. Another interesting question is the determination of the optimal scaling parameter κ , which is investigated in [31]. UKF can be generalized to the so-called *sigma-point Kalman filtering* (SPKF), which refers to the class of filters that uses deterministic sampling points to determine the mean and covariance of a random vector through nonlinear transformation [32, 33]. Other SPKF techniques include the central-difference Kalman filter (CDKF) and Gauss-Hermite filter (GHKF), which perform sigma-point-based filtering and can also be interpreted from the perspective of Gaussian-quadrature-based filtering [34] (GHKF will receive further discussion in Section VII).

C. Ensemble Kalman Filter

Since its early development in [35–37], ensemble Kalman filter (EnKF) has established a strong presence in the field of state estimation for large-scale nonlinear systems. Its design is built on an integration of KF with the Monte Carlo method, which is a prominent statistical method concerning simulation-based approximation of probability distributions using samples directly drawn from certain distributions. Basically, EnKF maintains an ensemble representing the conditional distribution of a random state vector given the measurement set. The state estimate is generated from the sample mean and covariance of the ensemble. In view of the sample-based approximation of probability distributions, EnKF shares similarity with UKF; however, the latter employs deterministic sampling while EnKF adopts non-deterministic sampling.

Suppose that there is an ensemble of samples, $\hat{x}_{k-1|k-1}^{(i)}$ for $i = 1, 2, \dots, N_s$, drawn from $p(x_{k-1} | \mathbb{Y}_{k-1})$ to approximately represent this pdf. Next, let an ensemble of samples, $\{w_{k-1}^{(i)}\}$ for $i = 1, 2, \dots, N_s$, be drawn independently and identically from the Gaussian distribution $\mathcal{N}(0, Q)$ in order to account for the process noise w_{k-1} at time $k-1$. Then, $\hat{x}_{k-1|k-1}^{(i)}$ can hence be projected to generate *a priori* ensemble $\{\hat{x}_{k|k-1}^{(i)}\}$ that represents $p(x_k | \mathbb{Y}_{k-1})$ as follows:

$$\hat{x}_{k|k-1}^{(i)} = f\left(\hat{x}_{k-1|k-1}^{(i)}\right) + w_{k-1}^{(i)}, \quad i = 1, 2, \dots, N_s \quad (53)$$

The sample mean and covariance of this ensemble can be calculated as:

$$\hat{x}_{k|k-1} = \mathbb{E}(x_k | \mathbb{Y}_{k-1}) \approx \frac{1}{N_s} \sum_{i=1}^{N_s} \hat{x}_{k|k-1}^{(i)}, \quad (54)$$

$$\begin{aligned} P_{k|k-1}^x &= \text{Cov}(x_k | \mathbb{Y}_{k-1}) \\ &\approx \frac{1}{N_s - 1} \sum_{i=1}^{N_s} \left(\hat{x}_{k|k-1}^{(i)} - \hat{x}_{k|k-1} \right) \left(\hat{x}_{k|k-1}^{(i)} - \hat{x}_{k|k-1} \right)^\top, \end{aligned} \quad (55)$$

which form the prediction formulae.

The update step begins with the construction of the ensemble for $p(y_k | \mathbb{Y}_{k-1})$ by means of

$$\hat{y}_{k|k-1}^{(i)} = h\left(\hat{x}_{k|k-1}^{(i)}\right) + v_k^{(i)}, \quad i = 1, 2, \dots, N_s \quad (56)$$

where $v_k^{(i)}$ is generated as per the Gaussian distribution $\mathcal{N}(0, R)$ to delineate the measurement noise v_k . The sample mean of this ensemble is

$$\hat{y}_{k|k-1} = \frac{1}{N_s} \sum_{i=1}^{N_s} \hat{y}_{k|k-1}^{(i)}, \quad (57)$$

with the associated sample covariance

$$\begin{aligned} P_{k|k-1}^y &= \frac{1}{N_s - 1} \sum_{i=1}^{N_s} \left(\hat{y}_{k|k-1}^{(i)} - \hat{y}_{k|k-1} \right) \\ &\quad \cdot \left(\hat{y}_{k|k-1}^{(i)} - \hat{y}_{k|k-1} \right)^\top. \end{aligned} \quad (58)$$

The cross-covariance between x_k and y_k given \mathbb{Y}_{k-1} is

$$\begin{aligned} P_{k|k-1}^{xy} &= \frac{1}{N_s - 1} \sum_{i=1}^{N_s} \left(\hat{x}_{k|k-1}^{(i)} - \hat{x}_{k|k-1} \right) \\ &\quad \cdot \left(\hat{y}_{k|k-1}^{(i)} - \hat{y}_{k|k-1} \right)^\top. \end{aligned} \quad (59)$$

Once it arrives, the latest measurement y_k can be applied to update each member of *a priori* ensemble in the way defined by (16), i.e.,

$$\begin{aligned} \hat{x}_{k|k}^{(i)} &= \hat{x}_{k|k-1}^{(i)} + P_{k|k-1}^{xy} \left(P_{k|k-1}^y \right)^{-1} \left(y_k - \hat{y}_{k|k-1}^{(i)} \right), \\ &\quad i = 1, 2, \dots, N_s. \end{aligned} \quad (60)$$

This *a posteriori* ensemble $\{\hat{x}_{k|k}^{(i)}\}$ can be regarded as an approximate representation of $p(x_k | \mathbb{Y}_k)$. Then, the updated estimation of the mean and covariance of x_k can be achieved by

$$\hat{x}_{k|k} = \frac{1}{N_s} \sum_{i=1}^{N_s} \hat{x}_{k|k}^{(i)}, \quad (61)$$

$$P_{k|k}^x = \frac{1}{N_s - 1} \sum_{i=1}^{N_s} \left(\hat{x}_{k|k}^{(i)} - \hat{x}_{k|k} \right) \left(\hat{x}_{k|k}^{(i)} - \hat{x}_{k|k} \right)^\top. \quad (62)$$

The above ensemble-based prediction and update will be repeated recursively, forming EnKF. Note that the computation of estimation error covariance in (55) and (62) can be skipped if a user has no interest in learning about the estimation accuracy. This can further cut down EnKF's storage and computational cost.

EnKF is illustrated schematically in Fig. 6. It features direct operation on the ensembles as a Monte Carlo-based extension of KF. Essentially, it represents the pdf of a state vector by using an ensemble of samples, propagates the ensemble members and makes estimation by computing the mean and covariance of the ensemble at each time instant. Its complexity is $O(n_y^3 + n_y^2 N_s + n_y N_s^2 + n_x N_s^2)$ ($n_x \gg n_y$ and $n_x \gg N_s$ for high-dimensional systems) [38], which contrasts with $O(n_x^3)$ of EKF and UKF. This, along with the derivative-free computation and freedom from covariance matrix propagation, makes EnKF computationally efficient and appealing to be the method of choice for high-dimensional nonlinear systems. An additional contributing factor in this respect is that the ensemble-based computational structure places it in an advantageous position for parallel implementation [39]. It has

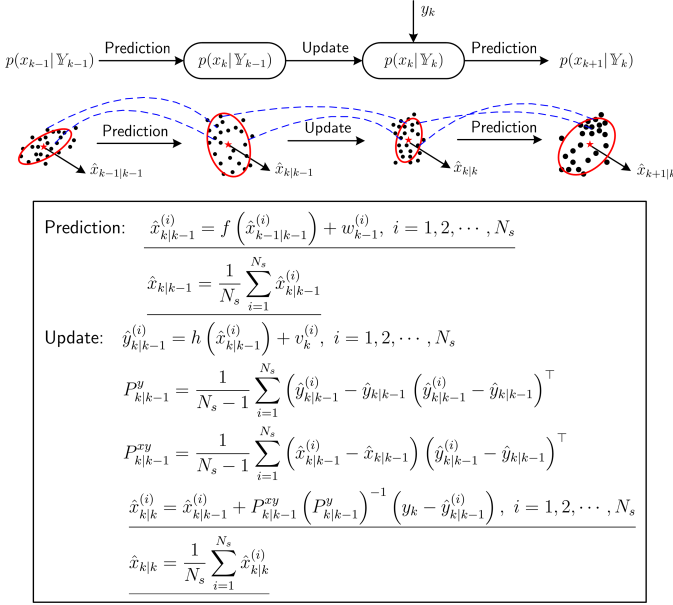


Fig. 6. A schematic of EnKF. EnKF maintains an ensemble of sample points for the state vector x_k . It propagates and updates the ensemble to track the distribution of x_k . The state estimation is conducted by calculating the sample mean (red five-pointed-star) and covariance (red ellipse) of the ensemble.

been reported that convergence of the EnKF can be fast even with a reasonably small ensemble size [40, 41]. In particular, its convergence to KF in the limit for large ensemble size and Gaussian state probability distributions is proven in [41].

VI. APPLICATION TO SPEED SENSORLESS INDUCTION MOTORS

This section presents a case study of applying EKF, UKF and EnKF to state estimation for speed sensorless induction motors. Induction motors are used as an enabling component for numerous industrial systems, e.g., manufacturing machines, belt conveyors, cranes, lifts, compressors, trolleys, electric vehicles, pumps, and fans [42]. In an induction motor, electromagnetic induction from the magnetic field of the stator winding is used to generate the electric current that drives the rotor to produce torque. This dynamic process must be delicately controlled to ensure accurate and responsive operations. Hence, control design for this application was researched extensively during the past decades, e.g., [42–44]. Recent years have seen a growing interest in speed sensorless induction motors, which have no sensors to measure the rotor speed to reduce costs and increase reliability. However, the absence of the rotor speed makes control design more challenging. To address this challenge, state estimation is exploited to recover the speed and other unknown variables. It is also noted that an induction motor as a multivariable and highly nonlinear system makes a valuable benchmark for evaluating different state estimation approaches [44, 45].

The induction motor model in a stationary two-phase reference frame can be written as

$$\begin{aligned} \dot{i}_{ds} &= -\gamma i_{ds} + \alpha \beta \psi_{dr} + \beta \psi_{qr} \omega + u_{ds}/\sigma, \\ \dot{i}_{qs} &= -\gamma i_{qs} - \beta \psi_{dr} \omega + \alpha \beta \psi_{qr} + u_{qs}/\sigma, \end{aligned}$$

$$\begin{aligned} \dot{\psi}_{dr} &= \alpha L_m i_{ds} - \alpha \psi_{dr} - \psi_{qr} \omega, \\ \dot{\psi}_{qr} &= \alpha L_m i_{qs} + \psi_{dr} \omega - \alpha \psi_{qr}, \\ \dot{\omega} &= \frac{\mu}{J} (-i_{ds} \psi_{qr} + \psi_{dr} i_{qs}) - \frac{T_L}{J}, \\ y &= \begin{bmatrix} i_{ds} \\ i_{qs} \end{bmatrix}, \end{aligned}$$

where (ψ_{dr}, ψ_{qr}) is the rotor fluxes, (i_{ds}, i_{qs}) is the stator currents, and (u_{ds}, u_{qs}) is the stator voltages, all defined in a stationary d - q frame. In addition, ω is the rotor speed to be estimated, J is the rotor inertia, T_L is the load torque, and y is the output vector composed of the stator currents. The rest symbols are parameters, where $\sigma = L_s(1 - L_m^3/L_s L_r)$, $\alpha = R_r/L_r$, $\beta = L_m/\sigma L_r$, $\gamma = R_s/\sigma + \alpha \beta L_m$, $\mu = 3L_m/2L_r$; (R_s, L_s) and (R_r, L_r) are the resistance-inductance pairs of the stator and rotor, respectively; L_m is the mutual inductance. As shown above, the state vector x comprises i_{ds} , i_{qs} , ψ_{dr} , ψ_{qr} , and ω . The parameter setting follows [46]. Note that, because of the focus on state estimation, an open-loop control scheme is considered with $u_{ds}(t) = 380 \sin(100\pi t)$ and $u_{qs}(t) = -380 \sin(200\pi t)$. The state estimation problem is then to estimate the entire state vector through time using the measurement data of i_{ds} , i_{qs} , u_{ds} and u_{qs} .

In the simulation, the model is initialized with $x_0 = [0 \ 0 \ 0 \ 0 \ 0]^\top$. The initial state guess for all the filters is set to be $\hat{x}_{0|0} = [1 \ 1 \ 1 \ 1 \ 1]^\top$ and $P_0^x = 10^{-2}I$. For EnKF, its estimation accuracy depends on the ensemble size. Thus, different sizes are implemented to examine this effect, with $N_s = 40, 100, 200$ and 400 . To make a fair evaluation, EnKF with each N_s is run for 100 times as a means to reduce the influence of randomly generated noise. The estimation error for each run is defined as $\sum_k \|x_k - \hat{x}_{k|k}\|_2$; the errors from the 100 runs are averaged to give the final estimation error for comparison.

Fig. 7 shows the estimation errors for ω along with $\pm 3\sigma$ bounds in a simulation run of EKF, UKF and EnKF with ensemble size of 100 (here, σ stands for the standard deviation associated with the estimate of ω , and $\pm 3\sigma$ bounds correspond to the 99% confidence region). It is seen that, in all three cases, the error is large at the initial stage but gradually decreases to a much lower level, indicating that the filters successfully adapt their running according to their own equations. In addition, UKF demonstrates the best estimation of ω overall. The average estimation errors over 100 runs are summarized in Table I. It also shows that UKF offers the most accurate estimation when all state variables are considered. In addition, the estimation accuracy of EnKF improves when the ensemble size increases.

We draw the following remarks about nonlinear state estimation from our extensive simulations with this specific problem and experience with other problems in our past research.

- The initial estimate can significantly impact the estimation accuracy. For the problem considered here, it is found that EKF and EnKF are more sensitive to an initial guess. It is noteworthy that an initial guess, if differing much from the truth, can lead to divergence of filters. Hence, one is encouraged to obtain a guess as close as possible to

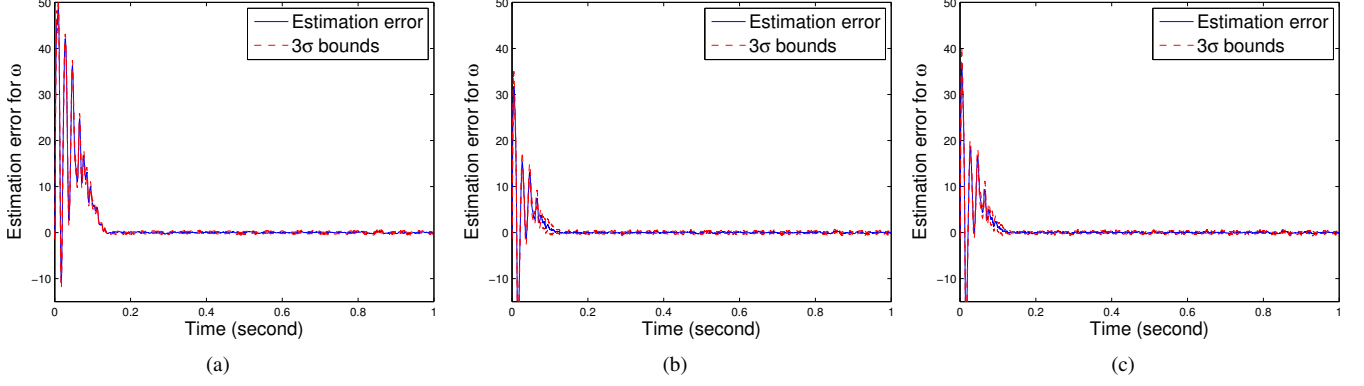


Fig. 7. Estimation error for ω : (a) EKF; (b) UKF; (c) EnKF with $N_s = 100$.

TABLE I
AVERAGE ESTIMATION ERRORS FOR EKF, UKF, AND ENKF.

Filter	EKF	UKF	EnKF			
			$N_s = 40$	$N_s = 100$	$N_s = 200$	$N_s = 400$
Average estimation error	682.63	321.05	347.24	329.70	323.96	320.30

TABLE II
COMPARISON OF EKF, UKF AND ENKF.

	Computational complexity	Jacobian matrix	System dimensions	Applications
EKF	High	Needed	Low	Guidance and navigation, flight control, attitude control, target tracking, robotics (e.g., simultaneous localization and mapping), electromechanical systems (e.g., induction motors and electric drives), vibration control, biomedical signal processing, sensor fusion, structural system monitoring, sensor networks, process control, computer vision, battery management, HVAC systems, econometrics
UKF	High	Not needed	Low to medium	
EnKF	Low	Not needed	High	Meteorology, hydrology, weather forecasting, oceanography, reservoir engineering, transportation systems, power systems

the truth through using prior knowledge or trying different guesses.

- A filter's performance can be problem-dependent. A filter can provide estimation at a decent accuracy when applied to a problem but may fail when used to handle another. Thus, the practitioners are suggested to try different filters whenever allowed to find out the one that performs the best for his/her specific problem.
- Successful application of a filter usually requires to tune the covariance matrices and in some cases, parameters involved in a filter (e.g., λ , α and β in UKF), because of their important influence on estimation [47]. The trial-and-error method is common in practice. Meanwhile, there also exist some studies of systematic tuning methods, e.g., [48, 49]. Readers may refer to them for further information.
- In choosing the best filter, engineers need to take into account all the factors relevant to the problem they are addressing, including but not limited to estimation accuracy, computational efficiency, system's structural complexity, and problem size. To facilitate such a search, Table II summarizes the main differences and application areas of EKF, UKF and EnKF.

VII. OTHER FILTERING APPROACHES AND ESTIMATION PROBLEMS

Nonlinear stochastic estimation remains a major research challenge for the control research community. Continual research effort has been in progress toward the development of advanced methods and theories in addition to the KFs reviewed above. This section gives an overview of other major filtering approaches.

Gaussian filters (GFs). GFs are a class of Bayesian filters enabled by a series of Gaussian distribution approximations. They bear much resemblance with KFs in view of their prediction-update structure and thus, in a broad sense, belong to the KF family. As seen earlier, the KF-based estimation relies on the evaluation of a set of integrals indeed—for example, the prediction of x_k is attained in (6) by computing the conditional mean of $f(x_{k-1})$ on \mathbb{Y}_{k-1} . The equation is repeated here for convenience of reading:

$$\begin{aligned}\hat{x}_{k|k-1} &= \mathbb{E}[f(x_{k-1}) | \mathbb{Y}_{k-1}] \\ &= \int f(x_{k-1}) p(x_{k-1} | \mathbb{Y}_{k-1}) dx_{k-1}.\end{aligned}$$

GFs approximate $p(x_{k-1} | \mathbb{Y}_{k-1})$ with a Gaussian distribution having mean $\hat{x}_{k-1|k-1}$ and covariance $P_{k-1|k-1}^x$. Namely,

$p(x_{k-1}|\mathbb{Y}_{k-1})$ is replaced by $\mathcal{N}(\hat{x}_{k-1|k-1}, P_{k-1|k-1}^x)$ [34]. Continuing with this assumption, one can use the *Gaussian quadrature integration rules* to evaluate the integral. A quadrature is a means of approximating a definite integral of a function by a weighted sum of values obtained by evaluating the function at a set of deterministic points in the domain of integration. An example of a one-dimensional Gaussian quadrature is the Gauss-Hermite quadrature, which plainly states that, for a given function $g(x)$,

$$\int_{-\infty}^{\infty} g(x) \cdot \mathcal{N}(x; 0, 1) dx \approx \sum_{i=1}^m w_i g(x_i),$$

where m is the number of points used, x_i for $i = 1, 2, \dots, m$ the roots of the Hermite polynomial $H_m(x)$, and w_i the associated weights

$$w_i = \frac{2^{m-1} m! \sqrt{\pi}}{m^2 [H_{m-1}(x_i)]^2}.$$

Exact equality holds for polynomials of order up to $2m - 1$. Applying the multivariate version of this quadrature, one can obtain a filter in a KF form, which is named *Gauss-Hermite KF* (GHKF) [34, 50]. GHKF reduces to UKF in certain cases [34]. Besides, the cubature rules for numerical integration can also be used in favor of a KF realization, which yields a *cubature Kalman filter* (CKF) [51, 52]. It is noteworthy that CKF is a special case of UKF given $\alpha = 1$, $\beta = 0$ and $\kappa = 0$ [53].

Gaussian-sum filters (GSFs). Though used widely in the development of GFs and KFs, Gaussianity approximations are often inadequate and performance-limiting for many systems. To deal with a non-Gaussian pdf, GSFs represent it by a weighted sum of Gaussian basis functions [7]. For instance, the *a posteriori* pdf of x_k is approximated by

$$p(x_k|\mathbb{Y}_K) = \sum_{i=1}^m W_k^i \mathcal{N}(x_k; \hat{x}_{k|k}^i, P_{k|k}^i),$$

where W_k^i , $\hat{x}_{k|k}^i$ and $P_{k|k}^i$ are the weight, mean and covariance of the i -th Gaussian basis function (kernel), respectively. This can be justified by the Universal Approximation Theorem, which states that a continuous function can be approximated by a group of Gaussian functions with arbitrary accuracy under some conditions [54]. A GSF then recursively updates $\hat{x}_{k|k}^i$, $P_{k|k}^i$ and W_k^i . In the basic form, $\hat{x}_{k|k}^i$ and $P_{k|k}^i$ for $i = 1, 2, \dots, m$ are updated individually through EKF, and W_k^i updated according to the output-prediction accuracy of $\hat{x}_{k|k}^i$. The assumption for the EKF-based update is that the system's nonlinear dynamics can be well represented by aggregating linearizations around a sufficient number of different points (means). In recent years, more sophisticated GSFs have been developed by merging the Gaussian-sum pdf approximation with other filtering techniques such as UKF, EnKF, GFs and particle filtering [34, 55–58] or optimization techniques [59].

Particle filters (PFs). The PF approach was first proposed in the 1990s [60] and came to prominence soon after that owing to its capacity for high-accuracy nonlinear non-Gaussian estimation. Today they have grown into a broad class of filters. As random-sampling-enabled numerical realizations of

the Bayesian filtering principle, they are also known as the sequential Monte Carlo methods in the literature. Here, we introduce the essential idea with minimum statistical theory to offer the reader a flavor of this approach. Suppose that N_s samples, $\hat{x}_{k-1|k-1}^{(i)}$ for $i = 1, 2, \dots, N_s$ are drawn from $p(x_{k-1}|\mathbb{Y}_{k-1})$ at time $k-1$. The i -th sample is associated with a weight $W_{k-1}^{(i)}$, and $\sum_{i=1}^{N_s} W_{k-1}^{(i)} = 1$. Then, $p(x_{k-1}|\mathbb{Y}_{k-1})$ can be empirically described as

$$p(x_{k-1}|\mathbb{Y}_{k-1}) \approx \sum_{i=1}^{N_s} W_{k-1}^{(i)} \delta(x_{k-1} - \hat{x}_{k-1|k-1}^{(i)}). \quad (63)$$

This indicates that the estimate of x_{k-1} is

$$\begin{aligned} \hat{x}_{k-1|k-1} &= \int x_{k-1} p(x_{k-1}|\mathbb{Y}_{k-1}) dx_{k-1} \\ &= \sum_{i=1}^{N_s} W_{k-1}^{(i)} \hat{x}_{k-1|k-1}^{(i)}. \end{aligned}$$

The samples can be propagated one-step forward to generate a sampling-based description of x_k , i.e.,

$$\hat{x}_k^{(i)} = f(\hat{x}_{k-1|k-1}^{(i)}) + w_{k-1}^{(i)}, \quad i = 1, 2, \dots, N_s,$$

where $w_{k-1}^{(i)}$ for $i = 1, 2, \dots, N_s$ are samples drawn from the distribution of w_{k-1} . After the propagation, each new sample should take a different weight in order to be commensurate with its probabilistic importance with respect to the others. To account for this, one can evaluate $p(y_k|\hat{x}_k^{(i)})$, which quantifies the likelihood of y_k given the i -th sample $\hat{x}_k^{(i)}$. Then, the weight can be updated and normalized on $[0, 1]$ by

$$W_k^{(i)} = W_{k-1}^{(i)} p(y_k|\hat{x}_k^{(i)}), \quad W_k^{(i)} = \frac{W_k^{(i)}}{\sum_{i=1}^{N_s} W_k^{(i)}}.$$

Then, an empirical sample-based distribution is built for $p(x_k|\mathbb{Y}_k)$ as in (63), and the estimate of x_k can be computed as

$$\hat{x}_k = \sum_{i=1}^{N_s} W_k^{(i)} \hat{x}_k^{(i)}.$$

In practical implementation of the above procedure, the issue of *degeneracy* may arise, which refers to the scenario that many or even most samples take almost zero weights. Any occurrence of degeneracy renders the affected samples useless. Remedying this situation requires the deployment of *resampling*, which replaces the samples by new ones drawn from the discrete empirical distribution defined by the weights. Summarizing the steps of sample propagation, weight update and resampling gives rise to a basic PF, which is schematically shown in Fig. 8. While the above outlines a reasonably intuitive explanation of the PF approach, a rigorous development can be made on a solid statistical foundation, as detailed in [16, 61, 62].

With the sample-based pdf approximation, PFs can demonstrate estimation accuracy superior to other filters given a sufficiently large N_s . It can be proven that their estimation error bound does not depend on the dimension of the system [64], implying applicability for high-dimensional systems.

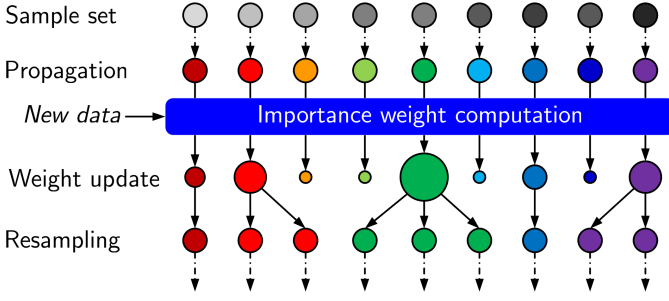


Fig. 8. A graphic diagram of the PF technique modified from [63]. Suppose that a set of samples (particles, as shown in gray color in the figure) are used to approximate the conditional pdf of the state on the available measurements as a particle discrete distribution. A one-step-forward propagation is implemented to generate the samples for the state at the next time instant. On its arrival, the new measurement will be used to update the weight of each sample to reflect its importance relative to others. Some samples may be given almost zero weight, referred to as degeneracy, and thus have meaningless contribution to the state estimation. Resampling will then be performed to generate a new set of samples.

A possible limitation is their computational complexity, which comes at $O(N_s n_x^2)$ with $N_s \gg n_x$. Yet, a strong anticipation is that the rapid growth of computing power tends to overcome this limitation, enabling wider application of PFs. A plethora of research has also been undertaken toward computationally efficient PFs [65]. A representative means is the Rao-Blackwellization that applies the standard KF to the linear part of a system and a PF to the nonlinear part and reduces the number of samples to operate on [16]. The performance of PFs often relies on the quality of samples used. To this end, KFs can be used in combination to provide high-probability particles for PFs, leading to a series of combined KF-PF techniques [66–68]. A recent advance is the implicit PF, which uses the implicit sampling method to generate samples capable of an improved approximation of the pdf [69, 70].

Moving-horizon estimators (MHEs). MHEs are an emerging estimation tool based on constrained optimization. In general, they aim to find the state estimate through minimizing a cost function subject to certain constraints. The cost function is formulated on the basis of the system’s behavior in a moving horizon. To demonstrate the idea, we consider the Maximum a Posteriori estimation (MAP) for the system in (1) during the horizon $[k-N, k]$ as shown in (64). Assuming $w_k \sim \mathcal{N}(0, Q)$ and $v_k \sim \mathcal{N}(0, R)$ and using the logarithmic transformation, the above cost function becomes

$$\min_{x_{k-N}, \dots, x_k} \Phi(x_{k-N}) + \sum_{l=k-N}^{k-1} w_l^\top Q^{-1} w_l + \sum_{l=k-N}^k v_l^\top R^{-1} v_l,$$

where $\Phi(x_{k-N})$ is the arrival cost summarizing the past information up to the beginning of the horizon. The minimization here should be subject to the system model in (1). Meanwhile, some physically motivated constraints for the system behavior should be incorporated. This produces the formulation of MHE given as

$$\{\hat{x}_{k-N}, \dots, \hat{x}_k\} = \arg \min_{x_{k-N}, \dots, x_k} \Phi(x_{k-N})$$

$$+ \sum_{l=k-N}^{k-1} w_l^\top Q^{-1} w_l + \sum_{l=k-N}^k v_l^\top R^{-1} v_l,$$

subject to : $x_{l+1} = f(x_l) + w_l,$
 $y_l = h(x_l) + v_l,$
 $x \in \mathbb{X}, w \in \mathbb{W}, v \in \mathbb{V},$

where \mathbb{X} , \mathbb{W} and \mathbb{V} are, respectively, the sets of all feasible values for x , w and v and imposed as the constraints. It is seen that MHE tackles the state estimation through constrained optimization executed over time in a receding-horizon manner, as shown in Fig. 9. For an unconstrained linear system, MHE reduces to the standard KF. It is worth noting that the arrival cost $\Phi(x_{k-N})$ is crucial for the performance or even success of MHE approach. In practice, an exact expression is often unavailable, thus requiring an approximation [71, 72]. With the deployment of constrained optimization, MHE is computationally expensive and usually more suited for slow dynamic processes; however, the advancement of real-time optimization has brought some promises to its faster implementation [73, 74].

Simultaneous state and parameter estimation (SSPE). In state estimation problems, a system model is considered fully known *a priori*. This may not be true in various real-world situations, where part or even all of the model parameters are unknown or subject to time-varying changes. Lack of knowledge of the parameters can disable an effort for state estimation in such a scenario. Hence, SSPE is motivated to enable state estimation self-adapting to the unknown parameters. Despite the complications, a straightforward and popular way for SSPE is through state augmentation. To deal with the parameters, the state vector is augmented to include them, and on account of this, the state-space model will be transformed accordingly to one with increased dimensions. Then, a state estimation technique can be applied directly to the new model to estimate the augmented state vector, which is a joint estimation of the state variables and parameters. In the literature, EKF, UKF, EnKF and PFs have been modified using this idea for a broad range of applications [20, 75–78]. Another primary solution is the so-called *dual Kalman filtering*. By “dual”, it means that the state estimation and parameter estimation are performed in parallel and alternately. As such, the state estimate is used to estimate the parameters, and the parameter estimate is used to update the state estimation. Proceeding with this idea, EKF, UKF and EnKF can be dualized [79–82]. It should be pointed out that caution should be taken when an SSPE approach is developed. Almost any SSPE problem is nonlinear by nature with coupling between state variables and parameters. The joint state observability and parameter identifiability may be unavailable, or the estimation may get stuck in local minima. Consequently, the convergence can be vulnerable or unguaranteed, diminishing the chance of successful estimation. Thus application-specific SSPE analysis and development are recommended.

Simultaneous state and input estimation (SSIE). Some practical applications entail not only unknown states but also unknown inputs. An example is the operation monitoring for an industrial system subject to unknown disturbance, where the

$$\begin{aligned}
\{\hat{x}_{k-N}, \dots, \hat{x}_k\} &= \arg \max_{x_{k-N}, \dots, x_k} p(x_{k-N}, \dots, x_k | y_{k-N}, \dots, y_k) \\
&= \arg \max_{x_{k-N}, \dots, x_k} p(x_{k-N}) \prod_{l=k-N}^k p(y_l | x_l) \prod_{l=k-N}^{k-1} p(x_{l+1} | x_l) \\
&= \arg \max_{x_{k-N}, \dots, x_k} p(x_{k-N}) \prod_{l=k-N}^k p(v_l) \prod_{l=k-N}^{k-1} p(w_l).
\end{aligned} \tag{64}$$

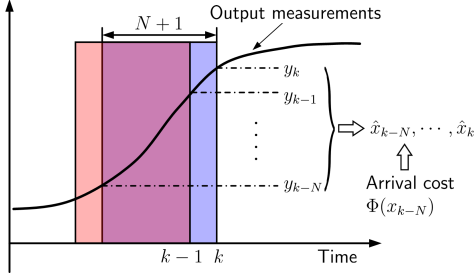


Fig. 9. MHE performed over a moving observation horizon that spans $N + 1$ time instants. For estimation at time k , the arrival cost $\Phi(x_{k-N})$ is determined first, which summarizes the information of the system behavior up to the beginning of the horizon. Then, the output measurements within the horizon, y_{k-N}, \dots, y_k , are used, along with the arrival cost, to conduct estimation of $\hat{x}_{k-N}, \dots, \hat{x}_k$ through constrained optimization.

operational status is the state and the disturbance the input. In maneuvering target tracking, the tracker often wants to estimate the state of the target, e.g., position and velocity, and the input, e.g., the acceleration. Another example is the wildfire data assimilation extensively investigated in the literature. The spread of wildfire is often driven by local meteorological conditions such as the wind. This gives rise to the need for a joint estimation of both the fire perimeters (state) and the wind speed (input) toward accurate monitoring of the fire growth.

The significance of SSIE has motivated a large body of work. A lead was taken in [83] with the development of a KF-based approach to estimate the state and external white process noise of a linear discrete-time system [83]. Most recent research builds on the existing state estimation techniques. Among them, we highlight KF [84, 85], MHE [86], H_∞ -filtering [87], sliding mode observers [88, 89], and minimum-variance unbiased estimation [90–94]. SSIE for nonlinear systems involves more complexity, with fewer results reported. In [95, 96], SSIE is investigated for a special class of nonlinear systems that consist of a nominally linear part and a nonlinear part. However, the Bayesian statistical thinking has been generalized to address this topic, exemplifying its power in the development of nonlinear SSIE approaches. In [97, 98], a Bayesian approach along with numerical optimization is taken to achieve SSIE for nonlinear systems of a general form. This Bayesian approach is further extended in [99, 100] to build an ensemble-based SSIE method, as a counterpart of EnKF, for high-dimensional nonlinear systems. It is noteworthy that SSIE and SSPE would overlap if we consider the parameters as a special kind of inputs to the system. In this case, the SSIE

approaches may find their use in solving SSPE problems.

VIII. CONCLUSION

This article offered a state-of-the-art review of nonlinear state estimation approaches. As a fundamental problem encountered across a few research areas, nonlinear stochastic estimation has stimulated a sustaining interest during the past decades. In the pursuit of solutions, the Bayesian analysis has proven to be a time-tested and powerful methodology for addressing various types of problems. In this article, we first introduced the Bayesian thinking for nonlinear state estimation, showing the nature of state estimation from the perceptive of Bayesian update. Based on the notion of Bayesian state estimation, a general form of the celebrated KF is derived. Then, we illustrated the development of the standard KF for linear systems and EKF, UKF and EnKF for nonlinear systems. A case study of state estimation for speed sensorless induction motors was provided to present a comparison of the EKF, UKF and EnKF approaches. We further extended our view to a broader horizon including GF, GSF, PF and MHE approaches, which are also deeply rooted in the Bayesian state estimation and thus can be studied from a unified Bayesian perspective to a large extent.

Despite remarkable progress made thus far, it is anticipated that nonlinear Bayesian estimation continues to see intensive research in the coming decades. This trend will be partially driven by the need to use state estimation as a mathematical tool to enable various emerging systems in contemporary industry and society, stretching from autonomous transportation to sustainable energy and smart X (grid, city, planet, geosciences, etc.). Here, we envision several directions that may shape the future research in this area. The first one lies in accurately characterizing the result of a nonlinear transformation applied to a probability distribution. Many of the present methods such as EKF, UKF and EnKF were more or less motivated to address this fundamental challenge. However, there still exists no solution generally acknowledged as being satisfactory, leaving room for further exploration. Second, much research is needed to deal with uncertainty. Uncertainty is intrinsic to many practical systems because of unmodeled dynamics, external disturbances, inherent variability of a dynamic process, and sensor noise, representing a major threat to successful estimation. Although the literature contains many results on state estimation with robustness to uncertainty, the research has not reached a level of maturity because of the difficulty involved. A third research direction is optimal sensing structure design. Sensing structure

or sensor deployment is critical for data informativeness and thus can significantly affect the effectiveness of estimation. An important question thus is how to achieve co-design of a sensing structure and Bayesian estimation approach to maximize estimation accuracy. Fourth, Bayesian estimation in a cyber-physical setting is an imperative. Standing at the convergence of computing, communication and control, cyber-physical systems (CPSs) are foundationally important and underpinning today's smart X initiatives. They also present new challenges for estimation, which include communication constraints or failures, computing limitations, and cyber data attacks. The current research is particularly rare on nonlinear Bayesian estimation for CPSs. Finally, many emerging industrial and social applications are data-intensive, thus asking for a seamless integration of Bayesian estimation with big data processing algorithms. New principles, approaches and computing tools must be developed to meet this pressing need, which will make an unprecedented opportunity to advance the Bayesian estimation theory.

APPENDIX

This appendix offers a summary of the properties of the Gaussian distribution. Suppose $z \in \mathbb{R}^n$ is a Gaussian random vector with $z \sim \mathcal{N}(\bar{z}, P_z)$. The pdf of z is expressed as

$$p(z) = \frac{1}{(\sqrt{2\pi})^n |P_z|} \exp(-(z - \bar{z})P_z^{-1}(z - \bar{z})^\top).$$

Some useful properties of the Gaussian vectors are as follows [101].

1)

$$\begin{aligned} \int z p(z) dz &= \bar{z}, \quad \int (z - \bar{z})(z - \bar{z})^\top p(z) dz = P_z, \\ \int z z^\top p(z) dz &= P_z + \bar{z} \bar{z}^\top. \end{aligned} \quad (\text{A.1})$$

2) The affine transformation of z , $Az + b$, is Gaussian, i.e.,

$$Az + b \sim \mathcal{N}(A\bar{z} + b, AP_z A^\top). \quad (\text{A.2})$$

3) The sum of two independent Gaussian random vectors is Gaussian; i.e., if $z_1 \sim \mathcal{N}(\bar{z}_1, P_{z_1})$ and $z_2 \sim \mathcal{N}(\bar{z}_2, P_{z_2})$ and if z_1 and z_2 are independent, then

$$Az_1 + Bz_2 \sim \mathcal{N}(A\bar{z}_1 + B\bar{z}_2, AP_{z_1}A^\top + BP_{z_2}B^\top). \quad (\text{A.3})$$

4) For two random vectors jointly Gaussian, the conditional distribution of one given the other is Gaussian. Specifically, if z_1 and z_2 are jointly Gaussian with

$$\begin{bmatrix} z_1 \\ z_2 \end{bmatrix} \sim \mathcal{N}\left(\begin{bmatrix} \bar{z}_1 \\ \bar{z}_2 \end{bmatrix}, \begin{bmatrix} P_{z_1} & P_{z_1 z_2} \\ P_{z_1 z_2}^\top & P_{z_2} \end{bmatrix}\right),$$

then

$$\begin{aligned} z_1 | z_2 &\sim \mathcal{N}\left(\bar{z}_1 + P_{z_1 z_2} P_{z_2}^{-1}(z_2 - \bar{z}_2), \right. \\ &\quad \left. P_{z_1} - P_{z_1 z_2} P_{z_2}^{-1} P_{z_1 z_2}^\top\right). \end{aligned} \quad (\text{A.4})$$

REFERENCES

- [1] Mr. Bayes and Mr. Price, "An essay towards solving a problem in the doctrine of chances," *Philosophical Transactions*, vol. 53, pp. 370–418, 1763.
- [2] A. Dale, "Bayes or Laplace? An examination of the origin and early applications of bayes' theorem," *Archive for History of Exact Sciences*, vol. 27, no. 1, pp. 23–47, 1982.
- [3] D. Malakoff, "Bayes offers a 'New' way to make sense of numbers," *Science*, vol. 286, no. 5444, pp. 1460–1464, 1999.
- [4] A. Jackson, "Kalman receives national medal of science," *Notices of the AMS*, vol. 57, no. 1, pp. 56–57, 2010.
- [5] R. E. Kalman, "A new approach to linear filtering and prediction problems," *Journal of Basic Engineering*, vol. 82, no. 1, pp. 35–45, 1960.
- [6] Y.-C. Ho and R. Lee, "A Bayesian approach to problems in stochastic estimation and control," *IEEE Transactions on Automatic Control*, vol. 9, no. 4, pp. 333–339, 1964.
- [7] B. D. Anderson and J. B. Moore, *Optimal filtering*. Prentice-Hall, 1979.
- [8] Wikipedia contributors, "Kalman filter — Wikipedia, the free encyclopedia," [Online; accessed 24-September-2016]. [Online]. Available: \url{https://en.wikipedia.org/wiki/Kalman_filter}
- [9] F. Auger, M. Hilaret, J. Guerrero, E. Monmasson, T. Orlowska-Kowalska, and S. Katsura, "Industrial applications of the Kalman filter: A review," *IEEE Transactions on Industrial Electronics*, vol. 60, no. 12, pp. 5458–5471, 2013.
- [10] M. Boutayeb, H. Rafaralahy, and M. Darouach, "Convergence analysis of the extended Kalman filter used as an observer for nonlinear deterministic discrete-time systems," *IEEE Transactions on Automatic Control*, vol. 42, no. 4, pp. 581–586, 1997.
- [11] A. Krener, "The convergence of the extended Kalman filter," in *Directions in Mathematical Systems Theory and Optimization*, A. Rantzer and C. Byrnes, Eds. Springer, 2003, vol. 286, pp. 173–182.
- [12] S. Kluge, K. Reif, and M. Brokate, "Stochastic stability of the extended Kalman filter with intermittent observations," *IEEE Transactions on Automatic Control*, vol. 55, no. 2, pp. 514–518, 2010.
- [13] S. Bonnabel and J.-J. Slotine, "A contraction theory-based analysis of the stability of the deterministic extended Kalman filter," *IEEE Transactions on Automatic Control*, vol. 60, no. 2, pp. 565–569, 2015.
- [14] A. Barrau and S. Bonnabel, "The invariant extended kalman filter as a stable observer," *IEEE Transactions on Automatic Control*, vol. 62, no. 4, pp. 1797–1812, 2017.
- [15] H. Tanizaki, *Nonlinear Filters: Estimation and Applications*. Springer-Verlag Berlin Heidelberg, 1996.
- [16] S. Särkkä, *Bayesian Filtering and Smoothing*. Cambridge University Press, 2013.
- [17] M. Roth and F. Gustafsson, "An efficient implementation of the second order extended Kalman filter," in *Proceedings of the 14th International Conference on Information Fusion (FUSION)*, 2011, pp. 1–6.
- [18] A. H. Jazwinski, *Stochastic processes and filtering theory*. New York, NY, USA: Academic Press, 1970.
- [19] B. Bell and F. Cathey, "The iterated Kalman filter update as a gauss-newton method," *IEEE Transactions on Automatic Control*, vol. 38, no. 2, pp. 294–297, 1993.
- [20] H. Fang, Y. Wang, Z. Sahinoglu, T. Wada, and S. Hara, "State of charge estimation for lithium-ion batteries: An adaptive approach," *Control Engineering Practice*, vol. 25, pp. 45–54, 2014.
- [21] S. Julier, J. Uhlmann, and H. Durrant-Whyte, "A new approach for filtering nonlinear systems," in *Proceedings of American Control Conference*, vol. 3, 1995, pp. 1628–1632.
- [22] S. J. Julier and J. K. Uhlmann, "A new extension of the Kalman filter to nonlinear systems," in *Proceedings of AeroSense: The 11th International Symposium on Aerospace/Defence Sensing, Simulation and Controls*, 1997, pp. 182–193.

- [23] S. Julier and J. Uhlmann, "Unscented filtering and nonlinear estimation," *Proceedings of the IEEE*, vol. 92, no. 3, pp. 401–422, 2004.
- [24] E. Wan and R. van der Merwe, "The unscented Kalman filter," in *Kalman Filtering and Neural Networks*, S. Haykin, Ed. John Wiley & Sons, 2001, pp. 221–269.
- [25] H. M. T. Menegaz, J. Y. Ishihara, G. A. Borges, and A. N. Vargas, "A systematization of the unscented kalman filter theory," *IEEE Transactions on Automatic Control*, vol. 60, no. 10, pp. 2583–2598, 2015.
- [26] R. Van Der Merwe and E. Wan, "The square-root unscented Kalman filter for state and parameter-estimation," in *Proceedings of IEEE International Conference on Acoustics, Speech, and Signal Processing*, vol. 6, 2001, pp. 3461–3464.
- [27] S. Julier, "The spherical simplex unscented transformation," in *Proceedings of the American Control Conference*, vol. 3, 2003, pp. 2430–2434.
- [28] W.-C. Li, P. Wei, and X.-C. Xiao, "A novel simplex unscented transform and filter," in *Proceedings on International Symposium on Communications and Information Technologies*, 2007, pp. 926–931.
- [29] P. Date, K. Ponomareva, and Z. Wang, "A new unscented Kalman filter with higher order moment-matching," in *Proceedings of Mathematical Theory of Networks and Systems*, 2010, pp. 926–931.
- [30] A. Charalampidis and G. Papavassilopoulos, "Development and numerical investigation of new non-linear Kalman filter variants," *IET Control Theory Applications*, vol. 5, no. 10, pp. 1155–1166, 2011.
- [31] J. Dunik, M. Simandl, and O. Straka, "Unscented Kalman filter: Aspects and adaptive setting of scaling parameter," *IEEE Transactions on Automatic Control*, vol. 57, no. 9, pp. 2411–2416, 2012.
- [32] J. Crassidis, "Sigma-point Kalman filtering for integrated GPS and inertial navigation," *IEEE Transactions on Aerospace and Electronic Systems*, vol. 42, no. 2, pp. 750–756, 2006.
- [33] R. van der Merwe, "Sigma-point Kalman filters for probabilistic inference in dynamic state-space models," Ph.D. dissertation, Oregon Health & Science University, 2004.
- [34] K. Ito and K. Xiong, "Gaussian filters for nonlinear filtering problems," *IEEE Transactions on Automatic Control*, vol. 45, no. 5, pp. 910–927, 2000.
- [35] G. Evensen, "Sequential data assimilation with a nonlinear quasi-geostrophic model using Monte Carlo methods to forecast error statistics," *Journal of Geophysical Research: Oceans*, vol. 99, no. C5, pp. 10 143–10 162, 1994.
- [36] G. Evensen and P. J. van Leeuwen, "Assimilation of geosat altimeter data for the agulhas current using the ensemble Kalman filter with a quasigeostrophic model," *Monthly Weather Review*, vol. 124, pp. 85–96, 1996.
- [37] P. L. Houtekamer and H. L. Mitchell, "Data assimilation using an ensemble Kalman filter technique," *Monthly Weather Review*, vol. 126, pp. 796–811, 1998.
- [38] J. Mandel, "Efficient implementation of the ensemble Kalman filter," University of Colorado at Denver, Tech. Rep. UCDHSC/CCM Report No. 231, May 2006.
- [39] S. Lakshmivarahan and D. Stensrud, "Ensemble Kalman filter," *IEEE Control Systems*, vol. 29, no. 3, pp. 34–46, 2009.
- [40] G. Evensen, *Data Assimilation: The Ensemble Kalman Filter*, 2nd ed. Springer, 2009.
- [41] J. Mandel, L. Cobb, and J. Beezley, "On the convergence of the ensemble Kalman filter," *Applications of Mathematics*, vol. 56, no. 6, pp. 533–541, 2011.
- [42] M. Montanari, S. M. Peresada, C. Rossi, and A. Tilli, "Speed sensorless control of induction motors based on a reduced-order adaptive observer," *IEEE Transactions on Control Systems Technology*, vol. 15, no. 6, pp. 1049–1064, 2007.
- [43] S. R. Bowes, A. Sevinc, and D. Holliday, "New natural observer applied to speed-sensorless dc servo and induction motors," *IEEE Transactions on Industrial Electronics*, vol. 51, no. 5, pp. 1025–1032, 2004.
- [44] R. Marino, P. Tomei, and C. Verrelli, "A global tracking control for speed-sensorless induction motors," *Automatica*, vol. 40, no. 6, pp. 1071–1077, 2004.
- [45] Y. Wang, L. Zhou, S. A. Bortoff, A. Satake, and S. Furutani, "High gain observer for speed-sensorless motor drives: Algorithm and experiments," in *Proceedings of IEEE International Conference on Advanced Intelligent Mechatronics*, 2016, pp. 1127–1132.
- [46] L. Zhou and Y. Wang, "Speed sensorless state estimation for induction motors: A moving horizon approach," in *Proceedings of American Control Conference*, 2016, pp. 2229–2234.
- [47] Q. Ge, T. Shao, Z. Duan, and C. Wen, "Performance analysis of the kalman filter with mismatched noise covariances," *IEEE Transactions on Automatic Control*, vol. 61, no. 12, pp. 4014–4019, 2016.
- [48] L. A. Scardua and J. J. da Cruz, "Complete offline tuning of the unscented kalman filter," *Automatica*, vol. 80, pp. 54 – 61, 2017.
- [49] B. F. La Scala, R. R. Bitmead, and B. G. Quinn, "An extended kalman filter frequency tracker for high-noise environments," *IEEE Transactions on Signal Processing*, vol. 44, no. 2, pp. 431–434, 1996.
- [50] B. Jia, M. Xin, and Y. Cheng, "Sparse Gauss-Hermite quadrature filter with application to spacecraft attitude estimation," *AIAA Journal of Guidance, Control, and Dynamics*, vol. 34, no. 2, pp. 367–379, 2011.
- [51] I. Arasaratnam and S. Haykin, "Cubature Kalman filters," *IEEE Transactions on Automatic Control*, vol. 54, no. 6, pp. 1254–1269, 2009.
- [52] B. Jia, M. Xin, and Y. Cheng, "High-degree cubature Kalman filter," *Automatica*, vol. 49, no. 2, pp. 510–518, 2013.
- [53] S. Särkkä, J. Hartikainen, L. Svensson, and F. Sandblom. On the relation between Gaussian process quadratures and sigma-point methods.
- [54] J. Park and I. W. Sandberg, "Universal approximation using radial-basis-function networks," *Neural Computation*, vol. 3, no. 2, pp. 246–257, 1991.
- [55] O. Straka, J. Dunik, and M. Simandl, "Gaussian sum unscented Kalman filter with adaptive scaling parameters," in *Proceedings of the 14th International Conference on Information Fusion*, 2011, pp. 1–8.
- [56] L. Dóvera and E. Della Rossa, "Multimodal ensemble Kalman filtering using Gaussian mixture models," *Computational Geosciences*, vol. 15, no. 2, pp. 307–323, 2011.
- [57] J. Horwood and A. Poore, "Adaptive Gaussian sum filters for space surveillance," *IEEE Transactions on Automatic Control*, vol. 56, no. 8, pp. 1777–1790, 2011.
- [58] J. H. Kotecha and P. Djuric, "Gaussian sum particle filtering," *IEEE Transactions on Signal Processing*, vol. 51, no. 10, pp. 2602–2612, 2003.
- [59] G. Terejanu, P. Singla, T. Singh, and P. Scott, "Adaptive Gaussian sum filter for nonlinear Bayesian estimation," *IEEE Transactions on Automatic Control*, vol. 56, no. 9, pp. 2151–2156, 2011.
- [60] N. Gordon, D. Salmond, and A. Smith, "Novel approach to nonlinear/non-Gaussian Bayesian state estimation," *Radar and Signal Processing, IEE Proceedings F*, vol. 140, no. 2, pp. 107–113, 1993.
- [61] A. Doucet and A. M. Johansen, "Tutorial on particle filtering and smoothing: Fifteen years later," in *The Oxford Handbook of Nonlinear Filtering*, D. Crisan and B. Rozovskii, Eds. Oxford University Press, 2011, pp. 656–704.
- [62] M. Arulampalam, S. Maskell, N. Gordon, and T. Clapp, "A tutorial on particle filters for online nonlinear/non-Gaussian Bayesian tracking," *IEEE Transactions on Signal Processing*, vol. 50, no. 2, pp. 174–188, 2002.
- [63] A. Parker, "Dealing with data overload in the scientific realm," pp. 4–11, January/February 2013.

- [64] D. Crisan and A. Doucet, "Convergence of sequential Monte Carlo methods," 2000, technical Report, University of Cambridge.
- [65] W. Yi, M. Morelande, L. Kong, and J. Yang, "A computationally efficient particle filter for multitarget tracking using an independence approximation," *IEEE Transactions on Signal Processing*, vol. 61, no. 4, pp. 843–856, 2013.
- [66] A. H. G. J. F. G. de Freitas, M. Niranjan and A. Doucet, "Sequential monte carlo methods to train neural network models," *Neural Computation*, vol. 12, no. 4, pp. 955–993, 2000.
- [67] R. van der Merwe, N. de Freitas, A. Doucet, and E. Wan, "The unscented particle filter," in *Advances in Neural Information Processing Systems 13*, 2001, pp. 584–590.
- [68] L. Li, H. Ji, and J. Luo, "The iterated extended Kalman particle filter," in *Proceedings of IEEE International Symposium on Communications and Information Technology*, vol. 2, 2005, pp. 1213–1216.
- [69] A. J. Chorin and X. Tu, "Implicit sampling for particle filters," *Proceedings of the National Academy of Sciences*, vol. 106, no. 41, pp. 17429–17434, 2009.
- [70] A. Chorin, M. Morzfeld, and X. Tu, "Implicit particle filters for data assimilation," *Communications in Applied Mathematics and Computational Science*, vol. 5, no. 2, pp. 221–240, 2010.
- [71] C. Rao, J. Rawlings, and D. Mayne, "Constrained state estimation for nonlinear discrete-time systems: stability and moving horizon approximations," *IEEE Transactions on Automatic Control*, vol. 48, no. 2, pp. 246–258, 2003.
- [72] C. V. Rao, "Moving horizon strategies for the constrained monitoring and control of nonlinear discrete-time systems," Ph.D. dissertation, University of Wisconsin Madison, 2000.
- [73] M. Tenny and J. Rawlings, "Efficient moving horizon estimation and nonlinear model predictive control," in *Proceedings of American Control Conference*, vol. 6, 2002, pp. 4475–4480.
- [74] M. Diehl, H. Ferreau, and N. Haverbeke, "Efficient numerical methods for nonlinear mpc and moving horizon estimation," in *Nonlinear Model Predictive Control*, L. Magni, D. Raimondo, and F. Allgöwer, Eds. Springer Berlin Heidelberg, 2009, vol. 384, pp. 391–417.
- [75] J. Ching, J. L. Beck, and K. A. Porter, "Bayesian state and parameter estimation of uncertain dynamical systems," *Probabilistic Engineering Mechanics*, vol. 21, no. 1, pp. 81–96, 2006.
- [76] H. Fang, Y. Wang, Z. Sahinoglu, T. Wada, and S. Hara, "Adaptive estimation of state of charge for lithium-ion batteries," in *Proceedings of American Control Conference*, 2013, pp. 3485–3491.
- [77] G. Chowdhary and R. Jategaonkar, "Aerodynamic parameter estimation from flight data applying extended and unscented kalman filter," *Aerospace Science and Technology*, vol. 14, no. 2, pp. 106–117, 2010.
- [78] T. Chen, J. Morris, and E. Martin, "Particle filters for state and parameter estimation in batch processes," *Journal of Process Control*, vol. 15, no. 6, pp. 665–673, 2005.
- [79] E. A. Wan and A. T. Nelson, "Dual extended Kalman filter methods," in *Kalman Filtering and Neural Networks*, S. Haykin, Ed. John Wiley & Sons, Inc., 2001, pp. 123–173.
- [80] E. A. Wan, R. V. D. Merwe, and A. T. Nelson, "Dual estimation and the unscented transformation," in *Advances in Neural Information Processing Systems*. MIT Press, 2000, pp. 666–672.
- [81] M. C. Vandyke, J. L. Schwartz, and C. D. Hall, "Unscented Kalman filtering for spacecraft attitude state and parameter estimation," in *Proceedings of the AAS/AIAA Space Flight Mechanics Conference*, 2004.
- [82] H. Moradkhani, S. Sorooshian, H. V. Gupta, and P. R. Houser, "Dual stateparameter estimation of hydrological models using ensemble Kalman filter," *Advances in Water Resources*, vol. 28, no. 2, pp. 135–147, 2005.
- [83] J. Mendel, "White-noise estimators for seismic data processing in oil exploration," *IEEE Transactions on Automatic Control*, vol. 22, no. 5, pp. 694–706, 1977.
- [84] C.-S. Hsieh, "Robust two-stage Kalman filters for systems with unknown inputs," *IEEE Transactions on Automatic Control*, vol. 45, no. 12, pp. 2374–2378, 2000.
- [85] —, "On the optimality of two-stage Kalman filtering for systems with unknown inputs," *Asian Journal of Control*, vol. 12, no. 4, pp. 510–523, 2010.
- [86] L. Pina and M. A. Botto, "Simultaneous state and input estimation of hybrid systems with unknown inputs," *Automatica*, vol. 42, no. 5, pp. 755–762, 2006.
- [87] F.-Q. You, F.-L. Wang, and S.-P. Guan, "Hybrid estimation of state and input for linear discrete time-varying systems: A game theory approach," *Acta Automatica Sinica*, vol. 34, no. 6, pp. 665–669, 2008.
- [88] T. Floquet, C. Edwards, and S. K. Spurgeon, "On sliding mode observers for systems with unknown inputs," *International Journal of Adaptive Control & Signal Processing*, vol. 21, no. 8–9, pp. 638–656, 2007.
- [89] F. Bejarano, L. Fridman, and A. Poznyak, "Exact state estimation for linear systems with unknown inputs based on hierarchical super-twisting algorithm," *International Journal of Robust and Nonlinear Control*, vol. 17, no. 18, pp. 1734–1753, 2007.
- [90] S. Gillijns and B. De Moor, "Unbiased minimum-variance input and state estimation for linear discrete-time systems with direct feedthrough," *Automatica*, vol. 43, no. 5, pp. 934–937, 2007.
- [91] —, "Unbiased minimum-variance input and state estimation for linear discrete-time systems," *Automatica*, vol. 43, no. 1, pp. 111–116, 2007.
- [92] H. Fang, Y. Shi, and J. Yi, "A new algorithm for simultaneous input and state estimation," in *Proceedings of American Control Conference*, 2008, pp. 2421–2426.
- [93] —, "On stable simultaneous input and state estimation for discrete-time linear systems," *International Journal of Adaptive Control and Signal Processing*, vol. 25, no. 8, pp. 671–686, 2011.
- [94] H. Fang and R. A. de Callafon, "On the asymptotic stability of minimum-variance unbiased input and state estimation," *Automatica*, vol. 48, no. 12, pp. 3183–3186, 2012.
- [95] M. Corless and J. Tu, "State and input estimation for a class of uncertain systems," *Automatica*, vol. 34, no. 6, pp. 757–764, 1998.
- [96] Q. P. Ha and H. Trinh, "State and input simultaneous estimation for a class of nonlinear systems," *Automatica*, vol. 40, no. 10, pp. 1779–1785, 2004.
- [97] H. Fang, R. A. de Callafon, and J. Cortés, "Simultaneous input and state estimation for nonlinear systems with applications to flow field estimation," *Automatica*, vol. 49, no. 9, pp. 2805 – 2812, 2013.
- [98] H. Fang, R. A. de Callafon, and P. J. S. Franks, "Smoothed estimation of unknown inputs and states in dynamic systems with application to oceanic flow field reconstruction," *International Journal of Adaptive Control and Signal Processing*, vol. 29, no. 10, pp. 1224–1242, 2015.
- [99] H. Fang and R. de Callafon, "Simultaneous input and state filtering: An ensemble approach," in *Proceedings of IEEE 52nd Annual Conference on Decision and Control (CDC)*, 2013, pp. 7690–7695.
- [100] H. Fang, T. Srivas, R. A. de Callafon, and M. A. Haile, "Ensemble-based simultaneous input and state estimation for nonlinear dynamic systems with application to wildfire data assimilation," *Control Engineering Practice*, vol. 63, pp. 104–115, 2017.
- [101] J. V. Candy, *Bayesian Signal Processing: Classical, Modern and Particle Filtering Methods*. New York, NY, USA: Wiley-Interscience, 2009.