

Asymptotically Optimal Scheduling Algorithm for Compute-and-Forward

Ori Shmuel, Asaf Cohen, Omer Gurewitz

Ben-Gurion University of the Negev, {shmuelor, coasaf, gurewitz}@bgu.ac.il

Abstract—THIS PAPER IS ELIGIBLE FOR THE STUDENT PAPER AWARD. Consider a Compute and Forward (CF) relay network with L users and a single relay. The relay tries to decode a function of the transmitted signals. For such network, letting all L users transmit simultaneously, especially when L is large causes a degradation on the information the relay is able to decode which in fact goes to zero very fast with L . Therefore, a restriction on the number of simultaneously transmitting users must be made and in each transmission phase only a fixed number of users may transmit, i.e., *user scheduling*. Accordingly, in this work we provide an asymptotically optimal polynomial scheduling algorithm for CF. We show that scheduling under CF not only guarantee non-zero rate but provide gain to the system sum-rate and in fact this rate grows as $O(\log \log L)$. We present analysis for the suggested algorithm and show that the optimal schedule relies on a semi-deterministic function of the scheduled signals. The performances of the suggested algorithm are compared with a universal upper bound on the performances of CF and evaluated using simulations.

A full version of this paper is accessible at: <http://www.isit2018.org/>

I. INTRODUCTION

Compute and Forward (CF) is a coding strategy [1], introduced for relay systems, where the relays (receivers) decodes a linear function of the received messages instead of decoding them individually. This scheme has shown to be a powerful technique to mitigate users interferences by using lattice codes, which enables the function of the transmitted signals to be decoded as a legitimate codeword. CF was used in recent years to attain new results on linear receivers [2], on the Multiple Access Channel sum capacity [3] and more [4], [5].

In [7], the limits of CF, in the regime of large number of users and a fixed number of relays was investigated. It was shown that the CF scheme degenerates fast, as the number of transmitters grows, in the sense that the relays prefer to decode a single message instead of any other linear combination of the messages. This is due to the "self" noise added to the decoding process, which tries to approximate the real channel vector with an integer coefficients vector. Specifically, as the number of simultaneously transmitting users grows, a receiver essentially prefers to treat all messages as noise apart from the message it tries to decode. In addition, it was shown that the system's sum-rate also goes to zero even for moderate number of users, hence in order to have any guarantee for non zero rate, user scheduling must be applied. Consequently, applying CF on large scale relying systems, where there is a fixed number of relays, *without a restriction on the number of transmitting users*, would be futile. On the other hand,

restricting the number of transmitting users provides coding opportunities for the CF scheduler, by scheduling users with channel conditions which are more favourable *while grouped together*. That is, we expect scheduling not only to guarantee a non zero information rate, but also to provide a significant gain to the system's sum-rate due to the possibility to group together users who's channel gains match *good integer coefficients vectors*.

In this work, we examine user scheduling in the context of CF schemes, and explore how can one benefit from good schedulers for CF. Specifically, as CF relies on the appropriate match between the fading coefficients of the transmitted signals and a certain linear function with integer coefficients, with scheduling, we can influence not only on the proper choice of the function but also the signals which participate.

1) Main Contributions: We consider a relay network consists of a single relay and L transmitters where, due to the necessity for restricting the number of simultaneously transmitting users, we schedule k users for transmission in a centralized manner. We present an *asymptotically optimal polynomial scheduling algorithm* for CF which maximize the system sum-rate. The algorithm is analyzed and its performances are lower and upper bounded. The lower bound is attained using probabilistic arguments on the properties of the optimal schedule and the lower bound is attained using a universal upper bound of the performances of CF. We show that the lower bound and the upper bound scales as $O(\log \log L)$ which essentially proves the optimality of the suggested algorithm. An important outcome, which arises from the analysis of the algorithm, is the properties of the optimal schedule which maximizes the sum-rate. As will be shown in the sequel, the scheduler will seek groups of users which best match to a fixed set of channel coefficients vectors. That is, the optimal schedule relies on a semi-deterministic function of the scheduled signals. Therefore, the gain arise solely from the proper choice of users.

II. SYSTEM MODEL AND KNOWN RESULTS

Consider a multi-user, single-relay network, where there are L users and a single relay. Each transmitter sends a real-valued codeword, \mathbf{x}_l , which is subject to a power constraint P . The relay observes a noisy linear combination of the transmitted signals through the channel,

$$\mathbf{y} = \sum_{l=1}^L h_l \mathbf{x}_l + \mathbf{z}, \quad (1)$$

where $h_l \sim \mathcal{N}(0,1)$, $1 \leq l \leq k$ are the real channel coefficients and \mathbf{z} is an i.i.d., Gaussian noise, $\mathbf{z} \sim \mathcal{N}(0, \mathbf{I}^{L \times L})$. Let $\mathbf{h} = [h_1, h_2, \dots, h_L]^T$ denote the vector of channel coefficients of all transmitting users. We assume that the relay knows the channel vector \mathbf{h} . After receiving the noisy linear combination, the relay selects an integer coefficients vector $\mathbf{a} = (a_1, a_2, \dots, a_L)^T \in \mathbb{Z}^L$, and attempts to decode the lattice point $\sum_{l=1}^L a_l x_l$ from \mathbf{y} .

The computation rate of the linear combination according to the coefficients vector \mathbf{a} is [1]:

$$\mathcal{R}(\mathbf{h}, \mathbf{a}) = \frac{1}{2} \log^+ \left(\|\mathbf{a}\|^2 - \frac{P(\mathbf{h}^T \mathbf{a})^2}{1 + P\|\mathbf{h}\|^2} \right)^{-1}, \quad (2)$$

where $\log^+(x) \triangleq \max\{\log(x), 0\}$.

In order for the relay to decode a linear combination with a coefficients vector \mathbf{a} , all messages rates which has a non zero value in their corresponding entry in \mathbf{a} , must comply with this rate. That is, $R_l < \mathcal{R}(\mathbf{h}, \mathbf{a})$ for all l such that $a_l \neq 0$. Accordingly the sum-rate is the number of non zero entries in \mathbf{a} times $\mathcal{R}(\mathbf{h}, \mathbf{a})$.

Since the relay can decide which linear combination to decode (i.e., to choose the coefficients vector \mathbf{a}), the relay can choose \mathbf{a} which maximizes $\mathcal{R}(\mathbf{h}, \mathbf{a})$ for a given \mathbf{h} . Note that according to [1, Lemma 1], the search domain is restricted to all \mathbf{a} vectors which maintain $\|\mathbf{a}\|^2 \leq 1 + P\|\mathbf{h}\|^2$. In [6], a polynomial time algorithm, with complexity $O(L^2 \sqrt{1 + P\|\mathbf{h}\|^2})$, was introduced. The algorithm finds the coefficients vector which maximize the achievable rate.

In [7] the authors show that when the number of users L is large the coefficients vector which will maximize $\mathcal{R}(\mathbf{h}, \mathbf{a})$ is a unit vector with probability that goes to one with L . Specifically, they provide the following result,

Theorem 1 ([7]): Under the CF scheme, the probability that a non-trivial vector \mathbf{a} will be the coefficient vector which maximize the achievable rate $\mathcal{R}(\mathbf{h}, \mathbf{a})$ comparing with a unit vector \mathbf{e}_i , is upper bounded by

$$Pr(\mathcal{R}(\mathbf{h}, \mathbf{e}_i) \leq \mathcal{R}(\mathbf{h}, \mathbf{a})) \leq e^{-LE(L)}, \quad (3)$$

where \mathbf{a} is any integer vector that is **not** a unit vector and $E(L) = (1 - \frac{3}{L}) \log \|\mathbf{a}\|$.

As a consequence of this result, when the number of users is large, there is only a single user which the relay is interested in decoding. All other users are considered as noise, and due to the decoding process of CF, each one contributes a "self" noise which expressed as the approximation error of its channel gain to zero. This "self" noise degrades the achievable rate significantly which eventually goes to zero as L grows.

Therefore a restriction on the number of simultaneously transmitting users must be made in order to have a rate which does not goes to zero. Thus, in this work we examine user scheduling in the context of CF schemes.

III. SCHEDULING IN CF

In this Section we engage the problem of scheduling for a single relay and L users. We note \mathbf{h}_L as the vector of all users' channel coefficients and \mathbf{h} as the channel vector of all users

which were scheduled for transmission. The scheduler should choose a group of size k , which its channel vector \mathbf{h} along with the corresponding optimal coefficients vector give the maximal sum-rate. That is, we have $\binom{L}{k}$ sub-groups of users where each has its own \mathbf{h} and optimal \mathbf{a} and we seek the schedule which yields the highest sum-rate. It should be emphasized that the channel vectors of two groups may contain similar values, due to the deviation to sub-groups of the channel vector of all users, and two groups may have the same coefficients vector.

A naive solution for this scheduling problem is to compute the sum-rate for all subsets of size k and choose the maximum among them. Since we have $\binom{L}{k} \approx L^k$ subsets and for each subset we need $O(k^2 \sqrt{1 + P\|\mathbf{h}\|^2})$ to compute the optimal coefficient vector, we have an algorithm with polynomial complexity in L but exponential in k . Note that since k is fixed this naive solution may be fair in terms of complexity. However, when L is very large it would be crucial to obtain an algorithm which is polynomial in k also. Therefore, in this work, we present a scheduling algorithm with complexity $O(L^2 \log L)$ which finds a schedule which is asymptotically optimal with L for fixed P . Under this algorithm we can attain the scaling laws of the expected sum-rate which are $O(\log \log L)$.

The main challenge in scheduling for CF, under the assumption that the schedule should maximize the sum-rate at the relay, is identifying certain characteristics of the channel values of a certain group of users such that it would be easy to classify it as a better option for schedule. And if so, can we find an efficient way to find such group(s). That is, identifying the channel coefficients values which together form a collective out of all possible collectives, that can be approximated as an integer vector with the smallest norm value and the smallest approximation error.

In order to answer these questions we first must understand how the achievable rate behaves (affected) as a function of \mathbf{h} and \mathbf{a} under the restriction of the search domain. Ideally, since \mathbf{a} is a function of \mathbf{h} , we would like to express \mathbf{a} as a function of \mathbf{h} . However, since such a representation is hard to attain, we analyze the problem as a function of both vectors and we give intuitions regarding the optimal schedule from the understanding of the mutual relations of these two vectors.

A. Achievable Rate Under Scheduling (in high SNR)

In this section we give a graphic interpretation for the problem of finding the optimal schedule, i.e., finding the optimal subset of users with a channel vector \mathbf{h} and it's optimal coefficients vector \mathbf{a} . This interpretation gives the scheduling algorithm, which will be given in the sequel, the motivation for ignoring scheduling opportunities which attain insignificant improvement in the achievable rate (in most cases) and are not likely to happen. We start by assuming high SNR to simplify the rate expression.

When $P \rightarrow \infty$, the channel vector \mathbf{h} is expressed only in the angle between \mathbf{h} and \mathbf{a} . Thus, the achievable rate for any schedule can be written as follows,

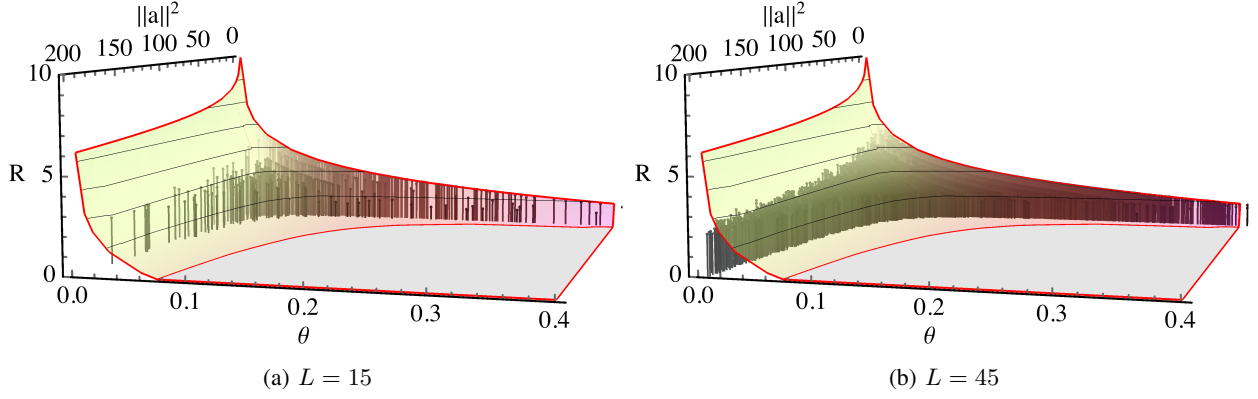


Fig. 1: The achievable rate as a function of θ , i.e., the angle between \mathbf{a} and \mathbf{h} , and the squared norm of \mathbf{a} . The transparent curve describes an upper bound on the rate as in (4) where, for ease of visualization, a continuous function was plotted. The discrete points are simulation results for the rate of each subset of users of size $k = 3$ for a specific realization of the channel vector \mathbf{h}_L with (a) $L = 15$, (b) $L = 45$ and $P = 1000$.

$$\begin{aligned}
 \mathcal{R}(\mathbf{h}, \mathbf{a}) &= \frac{1}{2} \log^+ \left(\|\mathbf{a}\|^2 - \frac{P(\mathbf{h}^T \mathbf{a})^2}{1 + P\|\mathbf{h}\|^2} \right)^{-1} \\
 &\stackrel{P \rightarrow \infty}{=} \frac{1}{2} \log^+ \left(\|\mathbf{a}\|^2 - \frac{(\mathbf{h}^T \mathbf{a})^2}{\|\mathbf{h}\|^2} \right)^{-1} \\
 &= \frac{1}{2} \log^+ \left(\|\mathbf{a}\|^2 - \|\mathbf{a}\|^2 \cos^2(\theta) \right)^{-1} \\
 &= \frac{1}{2} \log^+ \left(\|\mathbf{a}\|^2 \sin^2(\theta) \right)^{-1},
 \end{aligned} \tag{4}$$

where θ is the angle between \mathbf{h} and its coefficients vector \mathbf{a} . Note also that this expression constitutes an upper bound even for fixed power.

Remark 1 (The search domain under scheduling): The search domain $\|\mathbf{a}\|^2 \leq 1 + P\|\mathbf{h}\|^2$ is ruled by the power and the norm of the transmitting users' channel. Thus, since scheduling is applied, and only k users are simultaneously transmitting, the norm value does not increase with L . Therefore, P is the only parameter which influences on the search domain size.

When P is finite, then the rate expression (4) can't be simplified to a function of θ and $\|\mathbf{a}\|^2$ alone. Accordingly, we must consider the channel vector \mathbf{h} . Figure 1 depicts the behaviour of the achievable rate as a function of θ and $\|\mathbf{a}\|^2$. Where for the case of $P \rightarrow \infty$, a continuous graphic representation of (4) was plotted, and for the case of finite P , simulation results for the achievable rate of each subset of size $k = 3$ out of a specific realization of the channel vector \mathbf{h}_L , where $P = 1000$, was plotted.

The continuous curve is a bit misleading since, for one, \mathbf{a} is an integer vector, hence, its squared norms take integer values. Second, for a certain $\|\mathbf{a}\|^2$ there are a finite possible of \mathbf{a} vectors, e.g., for $\|\mathbf{a}\|^2 = 5$ and dimension 2 the possible vectors are $(1, 2)$, $(-1, 2)$, $(1, -2)$ and $(-1, -2)$. That is, in this case there are only 4 possible angles for a given \mathbf{h} . Thus, this curve should look like a discrete plot for both axes for a given \mathbf{h} as the simulations result in the figure depicts. Yet,

for ease of visualization and recognizing the tendency of the rate behavior, we plotted a continuous curve. Note that the curve consider all integer vectors and not only the optimal for a certain \mathbf{h} .

There are several observations which can be inferred from Figure 1 both from the continuous curve and the discrete plot. The slope of the rate as a function of θ is much more sharper than the slope of the rate as a function of $\|\mathbf{a}\|^2$ with an exception for the smallest values of $\|\mathbf{a}\|^2$ where a tip is noticeable. For the minimum possible value of $\|\mathbf{a}\|^2$, i.e. a unit vector, the rate is non zero for all angles in particular for small values of angles. This suggests that the rate is far more sensitive to small values of angles than small values of $\|\mathbf{a}\|^2$. That is, for a given \mathbf{h} , if the angle between the coefficients vector and \mathbf{h} is small, a high norm may be sustainable without much loss in optimality. On the other hand the opposite is not true.

Another important observation is that, as the values of $\|\mathbf{a}\|^2$ grows, the slope is very small and thus we may only need to seek the scheduling solution in the dimension of θ without the risk of significant rate loss. In general we would still prefer $\|\mathbf{a}\|^2$ with low norm due to its penalty on the rate.

We emphasize that the assumption of $P \rightarrow \infty$ essentially means that the search domain becomes infinite. That is, for each given \mathbf{h} we can find an excellent collinear integer approximation by considering vectors with very high norm in order to decrease the angle between the vectors. In this case, one should also consider the complexity of this search which is polynomial with P .

Figure 1 can be explained also in the following manner. In the rate maximization problem, for a certain \mathbf{h} , we have a sample (of points) out of the continuous curve in Figure 1 (since not all values of the angles are possible). The optimal rate is a single point out of this sample. While in the scheduling problem, each schedule is a different sample and the scheduler chooses the optimal point out of all the samples. Naturally, the optimal points for all possible schedules will be

placed as close as possible to the boundaries and close to zero on the angle axis where the rate is high. One can imagine it as follows. For a given dimension and a fixed upper bound on the norm value we have a finite collection of possible \mathbf{a} vectors with a certain $\|\mathbf{a}\|^2$ value. That is, as the number of \mathbf{h} vectors grows, i.e. L grows, we get a reacher plot, i.e., more points will be added to the graph as can be seen from figure 1a and 1b respectively.

It is clear from Figure 1 that the highest rates are obtained for small norm values. Specifically, as L grows (k is still fixed) the optimal coefficients vector that attain the highest achievable rate is the unit vector. This can also be explained as a consequence of [7, Theorem 1] which show the superiority in probability of a unit vector with comparison to a certain non-trivial coefficients vector. For example for $k = 3$ the probability for a certain non-trivial vector will be chosen as the optimal one, comparing to a unit vector, is at most 0.3. However, other low norm vectors attain significant high rate also where this is a significant factor in terms of the sum-rate. A specific schedule may have low-norm (contains zeroes) coefficients vector which gives high achievable rate but its sum-rate may be small with respect to other vectors which has no zero entries at all.

In terms of the sum-rate, it may be beneficial to schedule groups which has no zero entries in their coefficients vectors (with relatively high achievable rate). That is, these groups may be a good candidates as a scheduling solution in terms of the sum-rate. Figure 2 show simulation results of the sum-rate of each subset of users of size $k = 3$, for a specific realization of the channel vector \mathbf{h}_L . As the figure depicts the most right hand curve corresponding to $\|\mathbf{a}\|^2 = 1$, i.e., a unit vector gives very low sum-rate due to the presence of the $k - 1$ zeroes. On the other hand one can notice that the highest sum-rates are obtained for coefficients vector with $\|\mathbf{a}\|^2 = 3$ which is the smallest norm value with no zeroes.

Considering this section's observations such as the impact of the angle between \mathbf{h} and \mathbf{a} , the minor improvement when considering high $\|\mathbf{a}\|^2$ values on the achievable rate, the significant high rates for small angles and low $\|\mathbf{a}\|^2$ values and the effect of a vectors with no zero entries on the sum-rate suggest that in order to find the optimal schedule one may consider only a small set of fixed coefficients vectors which has small norms with no zero entries as a good schedule. That is, only a small set of deterministic functions (reflected by the coefficients vector) should be considered. Thus, in the next section we examine the achievable rate for a fixed \mathbf{a} .

B. Best channel for a fixed \mathbf{a}

The polynomial algorithm as given in [6] finds the optimal coefficients vector \mathbf{a} for a given channel vector \mathbf{h} . We now consider the opposite case which we fix a specific \mathbf{a} and we are allowed to choose a certain \mathbf{h} (from a limited set of vectors) to maximize the achievable rate. Accordingly, we should seek a channel vector which has small angle with \mathbf{a} and has a high norm. This can be seen as follows.

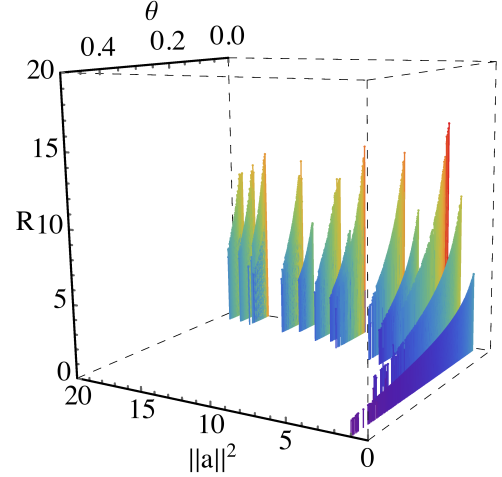


Fig. 2: The sum-rate of each subset of users as a function of the squared norm of the optimal \mathbf{a} for the subset's channel vector and as a function of the angle between these vectors. Where $P = 1000$, $L = 45$ and $k = 3$ for different number of users.

$$\begin{aligned}
& \arg \max_{\mathbf{h} \in \mathcal{H}^S} \{ \mathcal{R}(\mathbf{h}, \mathbf{a}) \} \\
&= \arg \max_{\mathbf{h} \in \mathcal{H}^S} \left\{ \frac{1}{2} \log^+ \left(\|\mathbf{a}\|^2 - \frac{P(\mathbf{h}^T \mathbf{a})^2}{1 + P\|\mathbf{h}\|^2} \right)^{-1} \right\} \\
&= \frac{1}{2} \log^+ \left(\|\mathbf{a}\|^2 - \arg \max_{\mathbf{h} \in \mathcal{H}^S} \left\{ \frac{P(\mathbf{h}^T \mathbf{a})^2}{1 + P\|\mathbf{h}\|^2} \right\} \right)^{-1} \\
&= \arg \max_{\mathbf{h} \in \mathcal{H}^S} \left\{ \frac{P(\mathbf{h}^T \mathbf{a})^2}{1 + P\|\mathbf{h}\|^2} \right\} \\
&= \arg \max_{\mathbf{h} \in \mathcal{H}^S} \left\{ \frac{P\|\mathbf{h}\|^2 \|\mathbf{a}\|^2 \cos^2(\theta)}{1 + P\|\mathbf{h}\|^2} \right\} \\
&= \arg \max_{\mathbf{h} \in \mathcal{H}^S} \left\{ \frac{\cos^2(\theta)}{1 + \frac{1}{P\|\mathbf{h}\|^2}} \right\},
\end{aligned} \tag{5}$$

where \mathcal{H}^S is the set of all subsets of size k out of the channel vector \mathbf{h}_L and θ is the angle between \mathbf{a} and \mathbf{h} . Also, one should keep in mind that since \mathbf{a} is fixed (and not a function of \mathbf{h} values) it is possible to take its squared norm out of the maximization. One should also notice that the norm of \mathbf{a} does not affect the choice of the optimal \mathbf{h} directly, which means that if \mathcal{H}^S is large enough such that for all fixed \mathbf{a} we would have many possible channel vectors to choose from, obviously we would prefer a fixed \mathbf{a} with the smallest norm value due to its penalty in the rate expression consistent with the previous section's observations.

Considering the rate expression (5) for the regime of high SNR, i.e. $P \rightarrow \infty$, where we are left only with

$$\arg \max_{\mathbf{h} \in \mathcal{H}^S} \{ \cos^2(\theta) \}, \tag{6}$$

which essentially mean that the scheduler should only seek the group which has the smallest angle to \mathbf{a} as the optimal

scheduling policy. This can be seen in Figure 3 where we fixed various coefficients vectors and plotted the achievable rate for choosing the channel vector with the smallest angle comparing to the optimal choice (i.e. the schedule which gives the maximal rate) and a random choice. We note here that, for the case of $P \rightarrow \infty$, the scheduler eventually encounter the problem of choosing the maximum out of $\binom{L}{k}$ r.v.s. which are distributed as $Beta(\frac{1}{2}, \frac{k-1}{2})$. We also note that some of these r.v.s. are dependent due to the fact that \mathcal{H}^S is the set of all possible sub-sets of \mathbf{h}_L which make it hard to analyse.

However, when the SNR is finite we cannot ignore $\|\mathbf{h}\|^2$ resulting with a tradeoff, since the highest norm vector may not be the one with the smallest angle to \mathbf{a} . Thus, the scheduler should seek the optimal tradeoff point to maximize the achievable rate.

IV. SCHEDULING ALGORITHM

As discussed earlier on the necessity of scheduling in CF, in this section, we present a polynomial time scheduling algorithm which finds a schedule of k users which is asymptotically optimal. The scheduler relies on the properties suggested from previous sections and seeks a group of users which have a channel vector which is best accommodate to the coefficients vectors $\mathbf{a}^1 \triangleq (a_1, a_2, \dots, a_k)$ such that $|a_i| = 1, \forall i$. By this choice, the coefficients vectors has no zero entries and has the smallest norm value, i.e., $\|\mathbf{a}^1\|^2 = k$. In this case the sum-rate will be the achievable rate of the scheduled group times k . Thus, the algorithm seeks the schedule which maximizes the sum-rate that is,

$$k \max_{\mathbf{h} \in \mathcal{H}^S} \{ \mathcal{R}(\mathbf{h}, \mathbf{a}^1) \}. \quad (7)$$

Note that by this definition we get a set of 2^k coefficients vectors which correspond to the above restrictions due to their possible differences in the elements signs.

The following Lemma shows an important property of the optimal coefficients vector which maximizes the achievable rate.

Lemma 1: The elements' signs of the optimal coefficients vector \mathbf{a} must match the signs of their corresponding elements in the channel vector \mathbf{h} in an equal or opposite manner for each element. That is, for all i , $\text{sign}(h_i) = \text{sign}(a_i)$ or, for all i , $\text{sign}(h_i) \neq \text{sign}(a_i)$.

Proof: Considering the rate expression (2), the optimal \mathbf{a} must maximize the inner product $(\mathbf{h}^T \mathbf{a})^2$. Obviously, all signs must match equally in order to have only positive elements in the summation of the inner product. Yet, due to the power, the inner product is not sensitive to a sign change of all the elements. Also note that the signs of \mathbf{a} affect only on the inner product and not on the squared norm of \mathbf{a} . ■

Lemma 1 implies that the search of the optimal coefficients vector can be reduced to only elements with positive signs which maximizes the achievable rate with a channel vector $|\mathbf{h}| = (|h_1|, |h_2|, \dots, |h_k|)$. Then, the signs can be assigned according to \mathbf{h} . Thus, although there are 2^k vectors the scheduler only need to consider one which is the *vector of all positive one* elements noted as $\mathbf{1}$.

Algorithm 1 Finding optimal schedule for $\mathbf{a} = \mathbf{1}$

Input: $(\mathbf{h}_L, \mathbf{a})$

Output: $(\mathbf{h}^*, \mathbf{a}^*)$

Initialization:

```

1:  $\mathbf{h}_L^s \leftarrow \text{sort}(\text{Abs}(\mathbf{h}_L))$ 
2:  $\mathbf{h}_L^I \leftarrow \text{ordering of } \mathbf{h}_L^s \text{ in } \mathbf{h}_L$ 
3:  $\mathbf{h}_L^{\text{sign}} \leftarrow \mathbf{h}_L^s ./ \text{Abs}(\mathbf{h}_L^s)$  ▷ element-wise division
4:  $k \leftarrow \text{length}(\mathbf{a})$ 
5:  $R^* \leftarrow 0$ 
6:  $i^* \leftarrow -1$ 
7:  $\mathbf{h}^* \leftarrow \emptyset$ 
8:  $\mathbf{a}^* \leftarrow \emptyset$ 

```

Main:

```

9: for  $i = 1; i \leq L - k; i++$  do
10:    $\mathbf{h} \leftarrow \mathbf{h}_L^s(i : i + k)$ 
11:   if  $\mathcal{R}(\mathbf{h}, \mathbf{a}) > R^*$  then
12:      $i^* \leftarrow i$ 
13:      $R^* \leftarrow \mathcal{R}(\mathbf{h}, \mathbf{a})$ 
14:   end if
15: end for
16: if  $i^* = -1$  then return  $(\mathbf{h}_L(1 : k), \mathbf{a})$ 
17: else
18:    $\mathbf{h}^* \leftarrow \mathbf{h}_L(\mathbf{h}_L^I(i^*) : \mathbf{h}_L^I(i^*) + k - 1)$ 
19:    $\mathbf{a}^* \leftarrow \mathbf{a} * \mathbf{h}_L^{\text{sign}}(i^* : i^* + k - 1)$ 
20: end if
21: return  $(\mathbf{h}^*, \mathbf{a}^*)$ 

```

As pointed out earlier, the scheduler should seek the optimal tradeoff point to maximize the achievable rate. For the case of *all one coefficients vector*, this search can be simplified after sorting the channel vector \mathbf{h}_L by the elements' absolute value which we note as \mathbf{h}_L^s .

Conjecture 1: The search of the optimal schedule which match the coefficients vector $\mathbf{1}$ decreases from $\binom{L}{k}$ options to only $L - k$, where having a sorted channel, there is only need to check group of k users in a successive manner.

Conjecture 1 infer that in order to find the optimal schedule for $\mathbf{1}$ the scheduler only need to check all k successive elements of \mathbf{h}_L^s . That is, $L - k$ options, where for each option the achievable rate is computed. Algorithm 1 describes this search where the input is the channel vector. The output of Algorithm 1 is the channel vector of the group which attains the maximum achievable rate out of all this $L - k$ options. In the next section we show that the result of this search which Algorithm 1 preform is asymptotically optimal.

The complexity of Algorithm 1 is therefore $O(L^2 \log L)$ due to the sorting of \mathbf{h}_L and the scan of $L - k$ scheduling options. Note that since we fixed a coefficients vector we don't seek the optimal coefficients vector for each group which simplifies the scheduling algorithm.

A. Scaling Laws

In this section we provide a lower bound on the scaling laws of Algorithm 1 and show that indeed, as the number

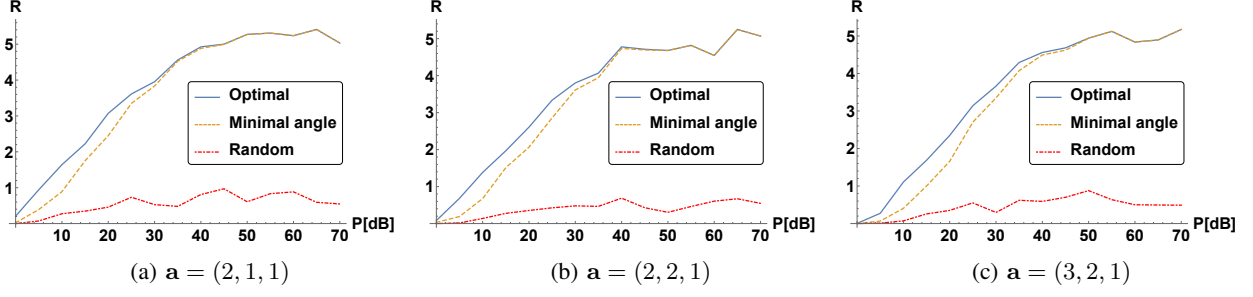


Fig. 3: Achievable rate for scheduling $k = 3$ out of $L = 20$ users with different fixed coefficients vectors. The users were chosen randomly (dot-dashed), optimally (solid), or according to the minimal angle between the channel vector of the scheduled group and \mathbf{a} .

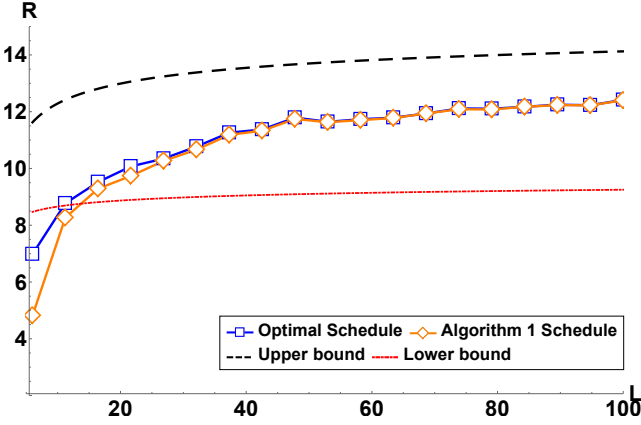


Fig. 4: The system's sum-rate of the scheduling algorithm compared with the optimal scheduled sum-rate for $k = 3$ as a function of L with $P = 100$. The asymptotic lower and upper bound which was given in Theorems 2 and 3 respectively are also plotted and show very good agreement even for moderate values of L . The lower bound was plotted with $\delta = 0.005$.

users grows, the system's sum-rate grows. This lower bound is compared with a global known upper bound on the achievable rate given in [8] regardless the choice of the channel vector. We will show that the scaling laws of Algorithm 1 are the same (up to a constant) with the best performance any scheduled group can achieve with CF. The following theorem gives a lower bound on the expected sum-rate for the suggested scheduling algorithm.

Theorem 2: The expected sum-rate of Algorithm 1, asymptotically in L , is lower bounded by the following,

$$\mathbb{E} \left[k \max_{\mathbf{h} \in \mathcal{H}^S} \{ \mathcal{R}(\mathbf{h}, \mathbf{a}^1) \} \right] \geq \frac{k}{2} \log^+ \left(k \left(1 - \frac{Pku^4}{(u + \delta)^2(1 + Pku^2)}(1 - o(1)) \right) \right)$$

where $u = \sqrt{2 \ln 2 \sqrt{L}} - \delta$ and δ is some small constant greater than zero.

Thus, the expected sum-rate for the suggested scheduling algorithm is scaled at least as $O(\frac{k}{4} \log \log L)$.

The proof is given in the sequel. The lower bound of the expected sum-rate is based on finding the optimal tradeoff point between the $\|\mathbf{h}\|^2$ and θ as can be seen in (5). The values u and δ were chosen such that with probability that goes to one with L there exist at least k users which their channel fading coefficients are in $(u, u + \delta)$. Thus, we can lower bound the magnitude of the channel coefficients of the scheduled group using u and upper bound the angle between \mathbf{h} and $\mathbf{1}$ using δ .

The search of Algorithm 1 constitute this lower bound since, due to the successive search he preforms, he checks the at least first k users which their channel fading coefficients are in $(u, u + \delta)$. Since with probability that goes to one we have at least k users in this interval the first k satisfies this conditions.

In [8], the following universal upper bound for the achievable rate is given

$$\mathcal{R}(\mathbf{h}, \mathbf{a}^{opt}) \leq \frac{1}{2} \log(1 + P \max_i \{h_i^2\}), \quad (8)$$

where \mathbf{h} is any channel vector of dimension k and \mathbf{a}^{opt} is the coefficients vector which maximize the achievable rate. Using this result we can attain an upper bound on the expected performances of Algorithm 1 and its scaling laws at the limit of large L as stated in the following theorem.

Theorem 3: The expected sum-rate of Algorithm 1, asymptotically in L , is upper bounded by the following,

$$\mathbb{E} \left[k \max_{\mathbf{h} \in \mathcal{H}^S} \{ \mathcal{R}(\mathbf{h}, \mathbf{a}^1) \} \right] \leq \frac{k}{2} \log \left(1 + P \left(2 \ln L - \ln \ln L - 2 \ln \Gamma \left(\frac{1}{2} \right) + \frac{\gamma}{2} \right) \right)$$

where γ is the s Euler-Mascheroni constant.

Thus, the expected sum-rate for the suggested scheduling algorithm is scaled at most as $\frac{k}{2} \log \log L$.

Theorems 2 and 3 show that Algorithm 1 is asymptotically optimal as the upper and lower bound of the performances scale as $O(\log \log L)$. Figure 4 depict simulation results of the system's mean sum-rate for scheduling Algorithm 1 compared with the optimal schedule for $k = 3$ as a function of L . This simulation was compared also with the asymptotic upper and lower bounds in Theorem 2 and 3 which show good agreement

even for moderate values of L . The lower bound was computed for small value of $\delta = 0.005$ where for even smaller values of δ this lower bound would be higher.

Proof of Theorem 2:

$$\begin{aligned}
& \mathbb{E} \left[k \max_{\mathbf{h} \in \mathcal{H}^S} \{ \mathcal{R}(\mathbf{h}, \mathbf{a}^1) \} \right] \\
&= \mathbb{E} \left[k \max_{\mathbf{h} \in \mathcal{H}^S} \left\{ \frac{1}{2} \log^+ \left(k - \frac{P(\mathbf{h}\mathbf{a}^1)^2}{1 + P\|\mathbf{h}\|^2} \right)^{-1} \right\} \right] \\
&= \mathbb{E} \left[\frac{k}{2} \log^+ \left(k - \max_{\mathbf{h} \in \mathcal{H}^S} \left\{ \frac{P(\mathbf{h}\mathbf{a}^1)^2}{1 + P\|\mathbf{h}\|^2} \right\} \right)^{-1} \right] \\
&\stackrel{(a)}{\geq} \mathbb{E} \left[\frac{k}{2} \log^+ \left(k - \frac{P(\mathbf{h}'\mathbf{a}^1)^2}{1 + P\|\mathbf{h}'\|^2} \right)^{-1} \right] \\
&\stackrel{(b)}{\geq} \frac{k}{2} \log^+ \left(k - \mathbb{E} \left[\frac{P(\mathbf{h}'\mathbf{a}^1)^2}{1 + P\|\mathbf{h}'\|^2} \right] \right)^{-1} \\
&= \frac{k}{2} \log^+ \left(k - \mathbb{E} \left[\frac{Pk\|\mathbf{h}'\|^2 \cos^2(\theta')}{1 + P\|\mathbf{h}'\|^2} \right] \right)^{-1}
\end{aligned} \tag{9}$$

In (a) we chose some specific \mathbf{h}' to be the subgroup of the k users with the highest magnitude in \mathbf{h}_L and (b) follows from Jensen's inequality. As section III-B suggests, the optimal schedule would be a group with high norm channel vector and small angle between the corresponding coefficients vector. Thus, let us define the values $u(L)$ and δ such that \mathbf{h}' maintains $u \leq |h'_i| \leq u + \delta, \forall i$. With this definition we are able to bound the parameters for a good schedule. On one hand, the values of $u(L)$ and δ can help us tune the norm (by taking high value) and the angle (by taking small value) to attain a better bound as a function of L . On the other hand they rule the probability of having this specific \mathbf{h}' . In the sequel we will examine these values such that both cases would take place as L grows.

Let us define $P_r(\xi)$ as the probability of having at least k elements in \mathbf{h}_L such that we can find any \mathbf{h}' satisfying the constraint above. We thus can write the last equation in (9) as follows

$$\begin{aligned}
&= \frac{k}{2} \log^+ \left(k - \left(\mathbb{E} \left[\frac{Pk\|\mathbf{h}'\|^2 \cos^2(\theta')}{1 + P\|\mathbf{h}'\|^2} \mid \xi \right] P_r(\xi) + \right. \right. \\
&\quad \left. \left. \mathbb{E} \left[\frac{Pk\|\mathbf{h}'\|^2 \cos^2(\theta')}{1 + P\|\mathbf{h}'\|^2} \mid \xi \right] (1 - P_r(\xi)) \right) \right)^{-1} \\
&\geq \frac{k}{2} \log^+ \left(k - \mathbb{E} \left[\frac{Pk\|\mathbf{h}'\|^2 \cos^2(\theta')}{1 + P\|\mathbf{h}'\|^2} \mid \xi \right] P_r(\xi) \right)^{-1}.
\end{aligned} \tag{10}$$

Considering the conditioning we can lower bound $\|\mathbf{h}'\|^2$ and $\cos^2(\theta')$ as follows,

$$\begin{aligned}
&\|\mathbf{h}'\|^2 \geq ku^2; \\
&\cos^2(\theta') = \frac{\left(\sum_{i=1}^k h'_i \right)^2}{k\|\mathbf{h}'\|^2} \geq \frac{k^2 u^2}{k^2(k + \delta)^2} = \frac{1}{1 + \frac{2\delta}{u} + \frac{\delta^2}{u^2}}.
\end{aligned} \tag{11}$$

The probability $P_r(\xi)$ can be computed using the binomial distribution with probability of success $p(u, \delta) = 2(\Phi(u) - \Phi(u + \delta))$ where Φ is the CDF of the normal distribution and can be lower bounded using Chernoff bound. That is,

$$\begin{aligned}
P_r(\xi) &= \sum_{i=k}^L \binom{L}{i} p(u, \delta)^i (1 - p(u, \delta))^{L-i} \\
&= 1 - \sum_{i=0}^{k-1} \binom{L}{i} p(u, \delta)^i (1 - p(u, \delta))^{L-i} \\
&\geq 1 - e^{-\frac{1}{2p(u, \delta)} \frac{(Lp(u, \delta) - (k-1))^2}{L}}.
\end{aligned} \tag{12}$$

Note that in order that $P_r(\xi)$ will go to one with L , $p(u, \delta)$ must decay at most as $\frac{1}{\sqrt{L}}$. Therefore, we would like to find u and δ which will maintain this behaviour. That is, we wish to find u and δ such that,

$$\lim_{L \rightarrow \infty} \frac{p(u, \delta)}{1/\sqrt{L}} = c, \tag{13}$$

where $c \in (0, \infty]$. Thus,

$$\begin{aligned}
&\lim_{L \rightarrow \infty} \frac{p(u, \delta)}{1/\sqrt{L}} \\
&= \lim_{L \rightarrow \infty} \frac{2(\Phi(u) - \Phi(u + \delta))}{1/\sqrt{L}} \\
&= \lim_{L \rightarrow \infty} \frac{\frac{1}{\sqrt{2\pi}} \int_u^{u+\delta} e^{-\frac{t^2}{2}} dt}{1/2\sqrt{L}} \\
&\stackrel{(a)}{\geq} \lim_{L \rightarrow \infty} \frac{\delta \frac{1}{\sqrt{2\pi}} e^{-\frac{(u+\delta)^2}{2}}}{1/2\sqrt{L}} \\
&\stackrel{(b)}{=} \lim_{L \rightarrow \infty} \frac{\delta \frac{1}{\sqrt{2\pi}} e^{-\frac{\sqrt{2 \ln(2\sqrt{L})^2}}{2}}}{1/2\sqrt{L}} \\
&= \lim_{L \rightarrow \infty} \frac{\delta}{\sqrt{2\pi}}
\end{aligned} \tag{14}$$

Where in (a) we bound the probability by the length of the interval and the density function smallest value in the interval $[u, u + \delta]$. Setting $u = \sqrt{2 \ln(2\sqrt{L})} - \delta$ in (b) guarantees the desired outcome as long as δ is a constant greater than zero. Thus, for

$$\begin{aligned}
p(u, \delta) &= \delta \frac{1}{\sqrt{2\pi}} e^{-\frac{u^2}{2}} \\
&= \delta \frac{1}{\sqrt{2\pi}} e^{-\frac{\sqrt{2 \ln(2\sqrt{L})^2}}{2}} \\
&= \delta \frac{1}{\sqrt{2\pi}} \frac{1}{2\sqrt{L}},
\end{aligned} \tag{15}$$

$P_r(\xi)$ will go to one with L .

Implying (11) and (12) in (10) we get

$$\begin{aligned}
& \frac{k}{2} \log^+ \left(k - \mathbb{E} \left[\frac{Pk \|\mathbf{h}'\|^2 \cos^2(\theta')}{1 + P \|\mathbf{h}'\|^2} \mid \xi \right] P_r(\xi) \right)^{-1} \\
& \geq \frac{k}{2} \log^+ \left(k \left(1 - \frac{1}{1 + \frac{2\delta}{u} + \frac{\delta^2}{u^2} \frac{1}{Pku^2} + 1} \right. \right. \\
& \quad \left. \left. \cdot \left(1 - e^{-\frac{1}{2p(u,\delta)} \frac{(Lp(u,\delta) - (k-1))^2}{L}} \right) \right) \right)^{-1} \\
& \stackrel{(a)}{=} \frac{k}{2} \log^+ \left(k \left(1 - \frac{1}{1 + \frac{2\delta}{u} + \frac{\delta^2}{u^2} \frac{1}{Pku^2} + 1} (1 - o(1)) \right) \right)^{-1} \\
& \stackrel{(a)}{=} \frac{k}{2} \log^+ \left(k \left(1 - \frac{Pku^4}{(u+\delta)^2(1+Pku^2)} (1 - o(1)) \right) \right)^{-1}. \tag{16}
\end{aligned}$$

Where (a) follows from the asymptotic behaviour of the exponent when setting $p(u, \delta)$ as in (15). This can be seen as follows,

$$\begin{aligned}
& \lim_{L \rightarrow \infty} \frac{e^{-\frac{1}{2p(u,\delta)} \frac{(Lp(u,\delta) - (k-1))^2}{L}}}{1} \\
& = \lim_{L \rightarrow \infty} e^{-\frac{1}{2\delta \frac{1}{\sqrt{2\pi}} \frac{1}{2\sqrt{L}}} \frac{(L\delta \frac{1}{\sqrt{2\pi}} \frac{1}{2\sqrt{L}} - (k-1))^2}{L}} \\
& = \lim_{L \rightarrow \infty} e^{-\frac{1}{2\delta \frac{1}{\sqrt{2\pi}} \frac{1}{2\sqrt{L}}} \frac{(L\delta \frac{1}{\sqrt{2\pi}} \frac{1}{2\sqrt{L}} - (k-1))^2}{L}} \cdot \lim_{L \rightarrow \infty} e^{\frac{(L\delta \frac{1}{\sqrt{2\pi}} \frac{1}{2\sqrt{L}} - (k-1))^2}{L}} \\
& = \lim_{L \rightarrow \infty} e^{-\frac{\sqrt{2\pi}\sqrt{L}}{\delta}} \cdot \lim_{L \rightarrow \infty} e^{\frac{(\frac{\sqrt{L}\delta}{2\sqrt{2\pi}} - (k-1))^2}{L}} \\
& = \lim_{L \rightarrow \infty} e^{-\frac{\sqrt{2\pi}\sqrt{L}}{\delta}} \cdot \lim_{L \rightarrow \infty} e^{\left(\frac{\delta}{2\sqrt{2\pi}} - \frac{(k-1)}{\sqrt{L}}\right)^2} \\
& = \lim_{L \rightarrow \infty} e^{-\frac{\sqrt{2\pi}\sqrt{L}}{\delta}} \cdot e^{\left(\frac{\delta}{2\sqrt{2\pi}}\right)^2} = 0. \tag{17}
\end{aligned}$$

It can be verified (appears in Appendix A) that the scaling laws of (16) indeed behave as $\frac{k}{4} \log \log L$ which completes the proof. ■

Proof of Theorem 3: Since the universal bound in (8) holds for all \mathbf{h} , it holds for any subgroup of users as well. Thus,

$$\begin{aligned}
& \mathbb{E} \left[k \max_{\mathbf{h} \in \mathcal{H}^S} \{\mathcal{R}(\mathbf{h}, \mathbf{a}^1)\} \right] \\
& \leq \mathbb{E} \left[k \max_{\mathbf{h} \in \mathcal{H}^S} \{\mathcal{R}(\mathbf{h}, \mathbf{a}^{opt})\} \right] \\
& \leq \mathbb{E} \left[k \max_{\mathbf{h} \in \mathcal{H}^S} \left\{ \frac{1}{2} \log(1 + P \max_i \{h_i^2\}) \right\} \right] \\
& \stackrel{(a)}{=} \mathbb{E} \left[\frac{k}{2} \log(1 + P \max_i \{h_{Li}^2\}) \right] \\
& \stackrel{(b)}{\leq} \frac{k}{2} \log(1 + P \mathbb{E} [\max_i \{h_{Li}^2\}]) \\
& \stackrel{(c)}{=} \frac{k}{2} \log \left(1 + P \left(2 \ln L - \ln \ln L - 2 \ln \Gamma \left(\frac{1}{2} \right) + \frac{\gamma}{2} \right) \right)
\end{aligned}$$

where (a) is true since the maximal element in \mathbf{h}_L maximizes the expression and (b) follows from Jensen's inequality. In (c) we used the asymptotic results for the expected value of

the maximum value of a χ^2 random vector of dimension L in the limit of large L [9, Table 3.4.4]. It can be verified (appears in Appendix B) that the scaling laws indeed behave as $O(\frac{k}{2} \log \log L)$ which completes the proof. ■

APPENDIX A

PROOF FOR THE SCALING LAWS OF THEOREM 2

In order to proof that the scaling laws are $\frac{k}{4} \log \log L$ we will show that the limit of the division of the lower bound with $\frac{k}{4} \log \log L$ equals 1 as follows,

$$\begin{aligned}
& \lim_{L \rightarrow \infty} \frac{\frac{k}{2} \log^+ \left(k \left(1 - \frac{Pku^4}{(u+\delta)^2(1+Pku^2)} (1 - o(1)) \right) \right)^{-1}}{\frac{k}{4} \log \log L} \\
& = \lim_{L \rightarrow \infty} \frac{-2 \log^+ \left(k \left(1 - \frac{Pku^4(1-o(1))}{(u+\delta)^2(1+Pku^2)} \right) \right)}{\log \log L} \tag{18} \\
& = 0 + \lim_{L \rightarrow \infty} \frac{-2 \log^+ \left(1 - \frac{Pku^4(1-o(1))}{(u+\delta)^2(1+Pku^2)} \right)}{\log \log L}
\end{aligned}$$

We now lower and upper bound this limit to show that both bounds goes to one. Let us start with the upper bound.

$$\begin{aligned}
& = \lim_{L \rightarrow \infty} \frac{-2 \log^+ \left(1 - \frac{Pku^4(1-o(1))}{(u+\delta)^2(1+Pku^2)} \right)}{\log \log L} \\
& \leq \lim_{L \rightarrow \infty} \frac{-2 \log^+ \left(1 - \frac{Pku^4}{(u+\delta)^2(1+Pku^2)} \right)}{\log \log L} \\
& \leq \lim_{L \rightarrow \infty} \frac{-2 \log^+ \left(1 - \frac{u^2}{(u+\delta)^2} \right)}{\log \log L} \\
& \leq \lim_{L \rightarrow \infty} \frac{-2 \log^+ \left(\frac{2\delta u + \delta^2}{(u+\delta)^2} \right)}{\log \log L} \\
& \leq \lim_{L \rightarrow \infty} \frac{-2 \log^+ \left(\frac{\delta u + \delta^2}{(u+\delta)^2} \right)}{\log \log L} \\
& \stackrel{(a)}{=} \lim_{L \rightarrow \infty} \frac{-2 \log^+ \left(\frac{\delta \sqrt{2 \log 2 \sqrt{L}}}{2 \log 2 \sqrt{L}} \right)}{\log \log L} \\
& = \lim_{L \rightarrow \infty} \frac{\log^+ (2 \log 2 \sqrt{L})}{\log \log L} \\
& = \lim_{L \rightarrow \infty} \frac{\log \log 4L}{\log \log L} = 1.
\end{aligned}$$

In (a) we set $u = \sqrt{2 \ln 2 \sqrt{L}} - \delta$. The lower bound is as follows,

$$\begin{aligned}
& = \lim_{L \rightarrow \infty} \frac{-2 \log^+ \left(1 - \frac{Pku^4(1-o(1))}{(u+\delta)^2(1+Pku^2)} \right)}{\log \log L} \\
& \geq \lim_{L \rightarrow \infty} \frac{-2 \log^+ \left(1 - \frac{u^4(1-o(1))}{(u+\delta)^2(1+u^2)} \right)}{\log \log L} \\
& = \lim_{L \rightarrow \infty} \frac{2 \log^+ \left(\frac{(u+\delta)^2(1+u^2)}{(u+\delta)^2(1+u^2) - u^4(1-o(1))} \right)}{\log \log L} \\
& \geq \lim_{L \rightarrow \infty} \frac{2 \log^+ \left(\frac{(u+\delta)^2 u^2}{(u+\delta)^2 + 2u^3\delta + u^2\delta^2 + u^4 o(1)} \right)}{\log \log L} \\
& \geq \lim_{L \rightarrow \infty} \frac{2 \log^+ \left(\frac{(u+\delta)^2 u^2}{(u+\delta)^2 + 2(u+\delta)^3\delta + (u+\delta)^2\delta^2 + (u+\delta)^4 o(1)} \right)}{\log \log L}
\end{aligned}$$

$$\begin{aligned}
&= \lim_{L \rightarrow \infty} \frac{2 \log^+ \left(\frac{u^2}{1+2(u+\delta)\delta+\delta^2+(u+\delta)^2 o(1)} \right)}{\log \log L} \\
&\stackrel{(a)}{=} \lim_{L \rightarrow \infty} \frac{2 \log^+ \left(\frac{(\sqrt{2 \ln 2\sqrt{L}} - \delta)^2}{1+2\delta\sqrt{2 \ln 2\sqrt{L}}+\delta^2+o(1)2 \ln 2\sqrt{L}} \right)}{\log \log L} \\
&\geq \lim_{L \rightarrow \infty} \frac{2 \log^+ \left(\frac{2 \ln 2\sqrt{L} - 2\delta\sqrt{2 \ln 2\sqrt{L}}}{1+2\delta\sqrt{2 \ln 2\sqrt{L}}+\delta^2+o(1)2 \ln 2\sqrt{L}} \right)}{\log \log L} \\
&= \lim_{L \rightarrow \infty} \frac{2 \log^+ \left(\sqrt{2 \ln 2\sqrt{L}} - 2\delta \right)}{\log \log L} \\
&\quad - \lim_{L \rightarrow \infty} \frac{2 \log^+ \left(\frac{1+\delta^2}{\sqrt{2 \ln 2\sqrt{L}}} + 2\delta + o(1)\sqrt{2 \ln 2\sqrt{L}} \right)}{\log \log L} \\
&\geq \lim_{L \rightarrow \infty} \frac{\log^+ \left(2 \ln 2\sqrt{L} - 2\delta\sqrt{2 \ln 2\sqrt{L}} \right)}{\log \log L} \\
&\quad - \lim_{L \rightarrow \infty} \frac{2 \log^+ \left(\frac{1+\delta^2}{\sqrt{2 \ln 2\sqrt{L}}} + 2\delta + o(1)\sqrt{2 \ln 2\sqrt{L}} \right)}{\log \log L} \\
&= \dots = 1 \text{*** FIXME ORI: complete!!! ***}
\end{aligned}$$

APPENDIX B

PROOF FOR THE SCALING LAWS OF THEOREM 3

In order to proof that the scaling laws are $\frac{k}{2} \log \log L$ we will show that the limit of the division of the lower bound with $\frac{k}{2} \log \log L$ equals 1 as follows,

$$\begin{aligned}
&\lim_{L \rightarrow \infty} \frac{\frac{k}{2} \log \left(1 + P \left(2 \ln L - \ln \ln L - 2 \ln \Gamma \left(\frac{1}{2} \right) + \frac{\gamma}{2} \right) \right)}{\frac{k}{2} \log \log L} \\
&\lim_{L \rightarrow \infty} \frac{\log \left(1 + P \left(2 \ln L - \ln \ln L - 2 \ln \Gamma \left(\frac{1}{2} \right) + \frac{\gamma}{2} \right) \right)}{\log \log L} \quad (19)
\end{aligned}$$

We now lower and upper bound this limit to show that both bounds goes to one. Let us start with the upper bound.

$$\begin{aligned}
&\lim_{L \rightarrow \infty} \frac{\log \left(1 + P \left(2 \ln L - \ln \ln L - 2 \ln \Gamma \left(\frac{1}{2} \right) + \frac{\gamma}{2} \right) \right)}{\log \log L} \\
&\leq \lim_{L \rightarrow \infty} \frac{\log \left(P + P \left(2 \ln L - \ln \ln L - 2 \ln \Gamma \left(\frac{1}{2} \right) + \frac{\gamma}{2} \right) \right)}{\log \log L} \\
&\leq \lim_{L \rightarrow \infty} \frac{\log \left(P \left(1 + 2 \ln L - \ln \ln L - 2 \ln \Gamma \left(\frac{1}{2} \right) + \frac{\gamma}{2} \right) \right)}{\log \log L} \quad (20) \\
&\leq \lim_{L \rightarrow \infty} \frac{\log \left(1 + 2 \ln L - \ln \ln L - 2 \ln \Gamma \left(\frac{1}{2} \right) + \frac{\gamma}{2} \right)}{\log \log L} \\
&\leq \lim_{L \rightarrow \infty} \frac{\log \left(1 + 2 \ln L + \frac{\gamma}{2} \right)}{\log \log L} = 1.
\end{aligned}$$

The lower bound is as follows,

$$\begin{aligned}
&\lim_{L \rightarrow \infty} \frac{\log \left(1 + P \left(2 \ln L - \ln \ln L - 2 \ln \Gamma \left(\frac{1}{2} \right) + \frac{\gamma}{2} \right) \right)}{\log \log L} \\
&\geq \lim_{L \rightarrow \infty} \frac{\log \left(2 \ln L - \ln \ln L - 2 \ln \Gamma \left(\frac{1}{2} \right) + \frac{\gamma}{2} \right)}{\log \log L} \\
&\geq \lim_{L \rightarrow \infty} \frac{\log \left(2 \ln \ln L - \ln \ln L - 2 \ln \Gamma \left(\frac{1}{2} \right) + \frac{\gamma}{2} \right)}{\log \log L} \quad (21) \\
&\geq \lim_{L \rightarrow \infty} \frac{\log \left(\ln \ln L - 2 \ln \Gamma \left(\frac{1}{2} \right) \right)}{\log \log L} = 1.
\end{aligned}$$

REFERENCES

- [1] B. Nazer and M. Gastpar, "Compute-and-forward: Harnessing interference through structured codes," *IEEE Transactions on Information Theory*, vol. 57, no. 10, pp. 6463–6486, 2011.
- [2] J. Zhan, B. Nazer, U. Erez, and M. Gastpar, "Integer-forcing linear receivers," *IEEE Transactions on Information Theory*, vol. 60, no. 12, pp. 7661–7685, 2014.
- [3] O. Ordentlich, U. Erez, and B. Nazer, "The approximate sum capacity of the symmetric gaussian-user interference channel," *IEEE Transactions on Information Theory*, vol. 60, no. 6, pp. 3450–3482, 2014.
- [4] L. Wei and W. Chen, "Compute-and-forward network coding design over multi-source multi-relay channels," *IEEE Transactions on Wireless Communications*, vol. 11, no. 9, pp. 3348–3357, 2012.
- [5] S.-N. Hong and G. Caire, "Compute-and-forward strategies for cooperative distributed antenna systems," *Information Theory, IEEE Transactions on*, vol. 59, no. 9, pp. 5227–5243, 2013.
- [6] S. Sahraei and M. Gastpar, "Compute-and-forward: Finding the best equation," in *Communication, Control, and Computing (Allerton), 2014 52nd Annual Allerton Conference on*. IEEE, 2014, pp. 227–233.
- [7] O. Shmuel, A. Cohen, and O. Gurewitz, "The necessity of scheduling in compute-and-forward," *arXiv preprint arXiv:1702.02362*, 2017.
- [8] B. Nazer and O. Ordentlich, "Diophantine approximation for network information theory: A survey of old and new results," in *Communication, Control, and Computing (Allerton), 2016 54th Annual Allerton Conference on*. IEEE, 2016, pp. 990–996.
- [9] P. Embrechts, C. Klüppelberg, and T. Mikosch, *Modelling extremal events: for insurance and finance*. Springer Science & Business Media, 2013, vol. 33.