

CommanderSong: A Systematic Approach for Practical Adversarial Voice Recognition

¹, Xuejing Yuan^{1,2}, Yuxuan Chen³, Yue Zhao^{1,2}, Yunhui Long⁴, Xiaokang Liu^{1,2}, Kai Chen^{*1,2}, Shengzhi Zhang³, Heqing Huang⁵, Xiaofeng Wang⁶, and Carl A. Gunter⁴

¹SKLOIS, Institute of Information Engineering, Chinese Academy of Sciences, China

²School of Cyber Security, University of Chinese Academy of Sciences, China

³Department of Computer Sciences, Florida Institute of Technology, USA

⁴Department of Computer Science, University of Illinois at Urbana-Champaign, USA

⁵IBM T. J. Watson Research Center, USA

⁶School of Informatics and Computing, Indiana University Bloomington, USA

Abstract

The popularity of ASR (automatic speech recognition) systems, like Google Voice, Cortana, brings in security concerns, as demonstrated by recent attacks. The impacts of such threats, however, are less clear, since they are either less stealthy (producing noise-like voice commands) or requiring the physical presence of an attack device (using ultrasound). In this paper, we demonstrate that not only are more practical and surreptitious attacks feasible but they can even be *automatically* constructed. Specifically, we find that the voice commands can be stealthily embedded into songs, which, when played, can effectively control the target system through ASR without being noticed. For this purpose, we developed novel techniques that address a key technical challenge: integrating the commands into a song in a way that can be effectively recognized by ASR through the air, in the presence of background noise, while not being detected by a human listener. Our research shows that this can be done automatically against real world ASR applications¹. We also demonstrate that such *CommanderSongs* can be spread through Internet (e.g., YouTube) and radio, potentially affecting millions of ASR users. We further present a new mitigation technique that controls this threat.

1 Introduction

Intelligent voice control (IVC) has been widely used in human-computer interaction, such as Amazon Alexa [1], Google Now [5], Apple Siri [3], Microsoft Cortana [12] and iFlytek [9]. Running on the state-of-the-art speech recognition techniques, these systems can effectively interpret natural voice commands and execute the corresponding operations such as unlocking a home or car lock, making online purchase, sending messages, and etc.

This has been made possible by recent progress in machine learning, deep learning [30] in particular, which vastly improves the accuracy of speech recognition. In the meantime, these deep learning techniques, like Deep Neural Network (DNN), are known to be vulnerable to adversarial perturbations [36, 17, 26, 21, 16, 47, 28, 42]. So it becomes imperative to understand security implications of the IVC systems in the presence of such attacks.

Threats to IVC. Prior research shows that carefully-crafted perturbation, even small amount, could cause a machine learning classifier to misbehave in an unexpected way. Although such adversarial learning has been extensively studied in image recognition, little has been done on speech recognition, potentially due to the new challenge in this domain: unlike adversarial images, which include the perturbations as less noticeable background pixels, changes to voice commands often introduce noise that a modern IVC system is designed to filter out and therefore cannot be easily misled.

Indeed, a recent attack on ASR (automatic speech recognition) utilizes noise-like hidden voice command [18], which only works on a traditional machine learning model (i.e., GMM-HMM [25]), not the DNN behind today’s IVC systems. Another attack transmits inaudible commands through ultrasonic sound [52] but it exploits microphone vulnerabilities instead of the weaknesses inside the DNN. For this purpose, an attack device needs to be placed close to the target ASR system. So far little success has been reported in generating “adversarial sound” that fools the DNN but remains inconspicuous to human ears, which allows it to be deployed from the remote (e.g., played through YouTube) to attack a large number of ASR systems.

To find *practical* adversarial sound, a few technical challenges need to be addressed: (C1) the adversarial sound example is expected to be effective in a complicated, real-world audible environment, in the presence of electronic noise from speaker and other interference; (C2) it should be stealthy, unnoticeable to ordinary users; (C3)

^{*}Corresponding author. chenkai@iie.ac.cn

¹Demos of attacks are uploaded on the website (<https://sites.google.com/view/commandersong/>)

impactful adversarial sound should be remotely deliverable and can be played by popular devices from online sources, which can affect a large number of IVC users. This has been found in our research to be completely feasible, indicating that the threat of audio adversarial learning is indeed realistic.

CommanderSong. More specifically, in this paper, we report a practical and systematic adversarial attack on real speech recognition systems. Our attack can *automatically* embed a set of commands into a (randomly selected) song, to spread to a large audience (addressing C3). This new song, which we call *CommanderSong*, can sound completely normal to ordinary users, but will be interpreted as commands by ASR, leading to the attacks on real-world IVC systems. To build such an attack, we leverage an open source ASR system Kaldi [11], and separate it into the acoustic model and the language model. By carefully synthesizing the outputs of the acoustic model from both the song and a given voice command, we are able to generate the adversarial audio with minimum perturbations through gradient descent so that the CommanderSong can be less noticeable to human users (addressing C2, called WTA attack). To make such adversarial samples practical, our approach has been designed to capture the electronic noise produced by speakers, and integrate a generic noise model into the algorithm for seeking adversarial samples (addressing C1, called WAA attack).

In our experiment, we generated over 200 songs that contain different commands, and attacked Kaldi with an 100% success rate in a WTA attack and a 96% success rate in a WAA attack. Our evaluation further demonstrates that such a CommanderSong can be used to perform a *black-box* attack on a mainstream ASR system iFlytek² [9] (no source code or model is available). iFlytek has been used by many popular commercial apps, including WeChat (a social app with 963 million users), Sina Weibo (another social app with 530 million users), JD (an online shopping app with thousands of 270 million users), etc. As evidence for the impact of our attack, we show that CommanderSong can be spread through YouTube, which might impact millions of users. To understand the human perception of the attack, we conducted a user study³ on Amazon Mechanical Turk [2]. Among over 200 human participants, none of them identified the commands inside our CommanderSong. We further developed the defense against this attack and demonstrated its effectiveness.

Contributions. The contributions of this paper are summarized as follows:

- *Practical adversarial attack against ASR systems.* We designed and implemented the first practical adversarial attacks against ASR systems. Our attack is demonstrated

to be *robust*, working across air in the presence of environmental interferences, *transferable*, effective on a blackbox commercial ASR system () and *remotely deliverable*, potentially impacting billions of users.

- *Defense against CommanderSong.* We design two approaches (audio turbulence and audio squeezing) to defend against the attacks. Our experimental results show that these approaches are effective in defending against CommanderSong.

Roadmap. The rest of the paper is organized as follows: Section 2 gives the background information of our study. Section 3 provides motivation and overviews on our approach. In Section 4, we elaborate the design and implementation of CommanderSong. In Section 5, we present the experimental results, with emphasis on the difference between machine and human comprehension. Section 6 investigates deeper understanding on CommanderSongs. Section 7 shows the defense of the CommanderSong attack. Section 8 compares our work with prior studies. In the end, Section 9 concludes the paper.

2 Background

In this section, we overview existing speech recognition system, and discuss the recent advance on the attacks against both image and speech recognition systems.

2.1 Speech Recognition

Automatic speech recognition is a technique that allows computer to recognize/understand human voice. Besides the commercial products like Amazon Alexa, Google Now, Apple Siri, iFlytek, etc., there are also open-source platforms such as Kaldi toolkit [11], Carnegie Mellon University’s Sphinx toolkit [4], HTK toolkit [8], etc. Figure 1 presents an overview of the typical speech recognition system, with two major components: feature extraction and decoding based on pre-trained models (acoustic models and language models).

After the raw audio is amplified, filtered, and digitized, acoustic features need to be extracted from the processed audio signal. The features contained in the signal change over time, so short-time analysis is used to evaluate them periodically. Common acoustic feature extraction algorithms include Mel-Frequency Cepstral Coefficients (MFCC) [38], Linear Predictive Coefficient (LPC) [32], Perceptual Linear Predictive (PLP) [29], etc. Among them, MFCC is the most frequently used one in both open source toolkit and commercial products [40]. Gaussian Mixture Models (GMM) can be used to analyze the property of the acoustic features. The extracted acoustic features are matched against pre-trained acoustic models to obtain the probability of phonemes. Hidden Markov

²We have reported this to iFlytek, and are waiting for their responses.

³the study is approved by the IRB.

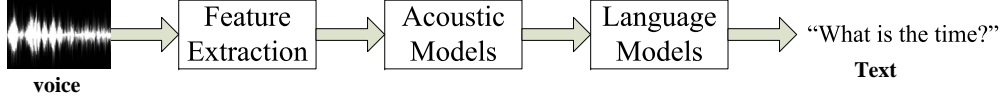


Figure 1: Architecture of Automatic Speech Recognition System.

Models (HMM) are commonly used for statistical speech recognition. As GMM cannot describe a non-linear manifold of the data, people put forward to using Deep Neural Network-Hidden Markov Models (DNN-HMM) for speech recognition. It is widely used in academic and industry community since 2012 [27].

Recently, end-to-end deep learning is used in speech recognition systems. It depends on a large scale dataset and uses CTC (Connectionist Temporal Classification) loss function to directly obtain the characters rather than phoneme sequence. CTC locates the alignment of text transcripts with input speech using an all-neural, sequence-to-sequence neural network. Traditional speech recognition systems involve many engineered processing stages, while CTC can supersede these processing stages via deep learning [22]. The architecture of end-to-end ASR systems always includes an encoder network corresponding to the acoustic model of a conventional system and a decoder network corresponding to the language model [33]. DeepSpeech [22] and Wav2Letter [45] are popular open source end-to-end speech recognition systems.

2.2 Existing Attacks against Image and Speech Recognition Systems

Nowadays people are enjoying the convenience of integrating image and speech as new input methods into mobile devices. Hence, the accuracy and dependability of image and speech recognition pose critical impact on the security of such devices. Intuitively, the adversaries can compromise the integrity of the training data if they have either physical or remote access to it. By either revising existing data or inserting extra data in the training dataset, the adversaries can certainly tamper the dependability of the trained models.

When adversaries do not have access to the training data, attacks are still possible. Recently research has been done to deceive image recognition systems into making wrong decision by slightly revising the input data. The fundamental idea is to construct an image that “looks” different from the views of human and machine. Depending on whether the adversary knows the algorithms and parameters used in the recognition systems, there exist white box and black box attacks. Note that the adversary always needs to be able to interact with the target system to observe corresponding output for any input, in both

white and black box attacks. Early research [49, 46, 15] focuses on the revision and generation of the electronic image file, which is directly fed into the image recognition systems. The state-of-the-art research [36, 17, 26] advances in terms of practicality by printing the adversarial image and presenting it to a device with image recognition functionality.

However, the success of the attack against image recognition systems has not been ported to the speech recognition systems until very recently due to the complexity of the latter. The speech, a time-domain continuous signal, contains much more features compared to the static images. Hidden voice command [18] launched both black box (i.e., inverse MFCC) and white box (i.e., gradient decent) attacks against speech recognition systems, and generated obfuscated commands to intelligent voice control systems. Though seminal in the speech recognition, it is also limited in the practical aspect. For instance, a large amount of human effort is involved as feedback for the black box approach, and the white box approach is based on GMM-based acoustic models, which have been replaced by DNN-based ones in most modern speech recognition systems. The recent work DolphinAttack [52] proposed a completely inaudible voice attack by modulating commands on ultrasound carriers and leveraging microphone vulnerabilities (i.e., the nonlinearity of the microphones). As noted by the authors, such attack can be eliminated by an enhanced microphone that can suppress acoustic signals on ultrasound carrier, like iPhone 6 Plus.

3 Overview

In this section, we present the motivation of our work, and overview the proposed approach to generate the practical adversarial attacks.

3.1 Motivation

Recently, adversarial attacks on image classification have been extensively studied [17, 26]. Results show that even the state-of-the-art DNN-based classifier can be fooled by small perturbations added to the original image [36], giving erroneous classification results. However, the impact of adversarial attacks on the most advanced speech recognition systems, such as those integrating DNN models, has never been systematically studied. Hence, in this paper, we investigated DNN-based speech recognition

systems, and explored adversarial attacks against them. Researches show that commands can be transmitted to IVC devices through inaudible ultrasonic sound [52] and noises [18]. Even though the existing works against ASR systems are seminal, they are limited in some aspects. Specifically, ultrasonic sound can be defeated by using a low-pass filter (LPF) or analyzing the signal frequency range, and noises are easy to be noticed by users.

Therefore, the research in this paper is motivated by the following questions: (Q1) Is it possible to build the practical adversarial attack against ASR systems, given the facts that the most ASR systems are becoming more intelligent (e.g., by integrating DNN models) and that the generated adversarial samples should work in the very complicated physical environment, e.g., electronic noise from speaker, background noise, etc.? (Q2) Is it feasible to generate the adversarial samples (including the target command) that are difficult, or even not possible, to be noticed by ordinary users, so the control over the IVC devices can happen in a “hidden” fashion? (Q3) If such adversarial audio samples can be produced, is it possible to impact a large amount of victims in an automated fashion, rather than solely relying on attackers to play the adversarial audio and affect victims nearby? Below, we will detail how our attack is designed to address the above questions.

3.2 The Philosophy of Designing Our Attack

To address Q3, our idea is choose songs as the “carrier” of the voice commands recognizable by ASR systems. The reason of choosing such “carrier” is at least two-fold. On one hand, enjoying songs is always a preferred way for people to relax, e.g., listening to the music station, streaming music from online libraries, or just browsing Youtube for favorite songs. Moreover, such experience is not restricted by using radio, CD player, or desktop computer any more, a mobile device (e.g., Android phone and Apple iPhone) allows people to enjoy the songs everywhere. Hence, choosing the song as the “carrier” of the voice command automatically helps impact millions of people. On the other hand, “hiding” the desired command in the song also makes the command much more difficult to be noticed by victims, as long as Q2 can be reasonably addressed. Note that we do not rely on the lyrics in the song to help integrate the desired command. Instead, we intend to avoid the songs with the lyrics similar to our desired command. For instance, if the desired command is “open the door”, choosing a song with the lyrics of “open the door” will easily catch the victims’ attention. Hence, we decide to use random songs as the “carrier” regardless of the desired commands.

Actually choosing the songs as the “carrier” of desired

commands makes Q2 even more challenging. Our basic idea is when generating the adversarial samples, we revise the original song leveraging the pure voice audio of the desired command as a reference. In particular, we find the revision of the original song to generate the adversarial samples is always a trade off between preserving the fidelity of the original song and recognizing the desired commands from the generated sample by ASR systems. To better obfuscate the desired commands in the song, in this paper we emphasize the former than the latter. In other words, we designed our revision algorithm to maximally preserve the fidelity of the original song, at the expense of losing a bit success rate of recognition of the desired commands. However, such expense can be compensated by integrating the same desired command multiple times into one song (the command of “open the door” may only last for 2 seconds.), and the successful recognition of one suffices to impact the victims.

Technically, in order to address Q2, we need to investigate the details of an ASR system. As shown in Figure 1, an ASR system is usually composed of two pre-trained models: an acoustic model describing the relationship between audio signals and phonetic units, and a language model representing statistical distributions over phonemes and words. In particular, given a piece of pure voice audio of the desired command and a “carrier” song, we can feed them into an ASR system separately, and intercept the intermediate results. By investigating the output from the acoustic model when processing the audio of desired command, and the details of the language model, we can conclude the “information” in the output that is necessary for the language model to produce the correct text of the desired command. When we design our approach, we want to ensure such “information” is only a small subset (hopefully the minimum subset) of the output from the acoustic model. Then, we carefully craft the output from the acoustic model when processing the original song, to make it “include” such “information” as well. Finally, we inverse the acoustic model and the feature extraction together, to directly produce the adversarial sample based on the crafted output (with the “information” necessary for the language model to produce the correct text of the desired command.).

Theoretically, the adversarial samples generated above can be recognized by the ASR systems as the desired command if directly fed as input to such systems. Since such input usually is in the form of a wave file (in ‘WAV’ format) and the ASR systems need to expose APIs to accept the input, we define such attack as the WAV-To-API (WTA) attack. However, to implement a practical attack as in Q1, the adversarial sample should be played by a speaker to interact with IVC devices over the air. In this paper, we define such practical attack as WAV-Air-API (WAA) attack. The challenge of the WAA attack is

61	eh_B
	15985_16190_16189_16189_16189_16189_
	16189_16189_16189_16189
99	k_I
	31123_31380_31379_31379_31379_31379_
	31379_31379_31379_31379_31379_31379
118	ow_E
	39643_39898_39897_39897_39897_39897_
	39897_39897_39897_39897_39897_39897_
	39897_39897_39897_39897_39897

Figure 2: Result of decoding “Echo”.

when playing the adversarial samples by a speaker, the electronic noise produced by the loudspeakers and the background noise in the open air have significant impact on the recognition of the desired commands from the adversarial samples. To address this challenge, we improve our approach by integrating a generic noise model to the above algorithm with the details in Section 4.3.

4 Attack Approach

We implement our attack by addressing two technical challenges: (1) Minimizing the perturbations to the song, so the distortion between the original song and the generated adversarial sample can be as much unnoticeable as possible, and (2) Making the attack practical, which means CommanderSong should be played over the air to compromise IVC devices. To address the first challenge, we proposed *pdf-id sequence matching* to incur minimum revision at the output of the acoustic model, and use gradient descent to generate the corresponding adversarial samples as in Section 4.2. The second challenge is addressed by introducing a generic noise model taking into account both the electronic noise and background noise as in Section 4.3. Below we elaborate the details.

4.1 Kaldi Platform

We choose the open source speech recognition toolkit Kaldi [11], due to its popularity in research community. Its source code on github obtains 3117 stars and 1527 forks [10]. Besides, the corpus trained by Kaldi on “Fisher” is also used by IBM [34] and Microsoft [50]. In order to use Kaldi to decode audio, it needs a trained model to begin with. There are some models on Kaldi website that can be used for research. Firstly, we took advantage of the “ASpIRE Chain Model” (referred as “ASpIRE model” in short), which is one of the latest released

Table 1: Relationship between transition-id and pdf-id.

Phoneme	HMM-state	Pdf-id	Transition-id	Transition
eh_B	0	6383	15985	0→1
			15986	0→2
eh_B	1	5760	16189	self-loop
			16190	1→2
k_I	0	6673	31223	0→1
			31224	0→2
k_I	1	3787	31379	self-loop
			31380	1→2
ow_E	0	5316	39643	0→1
			9644	0→2
ow_E	1	8335	39897	self-loop
			39898	1→2

decoding models when we began our study⁴.

After manually analyzing the source code of Kaldi (about 301636 lines of shell scripts and 238107 C++ SLOC), we completely explored how Kaldi processes audio and decode it to texts. Firstly, it extracts acoustic features like MFCC or PLP from the raw audio. Based on the trained probability density function (p.d.f.) of the acoustic model, those features are input to DNN to compute the posterior probability matrix. The p.d.f. is indexed by the pdf identifier (pdf-id), which exactly indicates the column of the output matrix of DNN.

Phoneme is the smallest unit composing a word. There are three states (each is denoted as HMM state) of sound production for each phoneme, and a series of the transitions among those states can identify a phoneme. A transition identifier (transition-id) is used to uniquely identify the HMM state transition. Therefore, a sequence of transition-ids can identify a phoneme, so we also call such a sequence as *phoneme identifier* in this paper. Note that the transition-id is also mapped to pdf-id. Actually, during the procedure of Kaldi decoding, the phoneme identifiers can be obtained. By referring to the pre-obtained mapping between transition-id and pdf-id, any phoneme identifier can also be expressed as a specific sequence of pdf-ids. Such a specific sequence of pdf-ids actually is a segment from the posterior probability matrix computed from DNN. This indicates to make Kaldi decode any specific phoneme, we need to have the DNN compute a posterior probability matrix containing the corresponding sequence of pdf-ids.

To illustrate the above findings, we use Kaldi to process

⁴There are three decoding models on Kaldi platform currently. ASpIRE Chain Model we used in this paper was released on October 15th, 2016, while SRE16 Xvector Model was released on October 4th, 2017, which was not available when we began our study. The CVTE Mandarin Model, released on June 21st 2017 was trained in Chinese [11].

a piece of audio with several known words, and obtain the intermediate results, including the posterior probability matrix computed by DNN, the transition-ids sequence, the phonemes, and the decoded words. Figure 2 demonstrates the decoded result of *Echo*, which contains three phonemes. The red boxes highlight the id representing the corresponding phoneme, and each phoneme is identified by a sequence of transition-ids, or the *phoneme identifier*. Table 1 takes a segment from the the relationship among the phoneme, pdf-id, transition-id, etc. By referring to Table 1, we can obtain the pdf-id sequence corresponding to the decoded transition-ids sequence. For instance, the pdf-id sequence for eh_B can be obtained as 6383, 5760, 5760, 5760, 5760, 5760, 5760, 5760, 5760. Hence, for any posterior probability matrix demonstrating such a pdf-id sequence characteristic should be decoded by kaldi as eh_B .

4.2 Gradient Descent to Craft Audio

Figure 3 demonstrates the details of our attack approach. Given the original song $x(t)$ and the pure voice audio of the desired command $y(t)$, we use Kaldi to decode them separately. By analyzing the decoding procedures, we can get the output of DNN matrix \mathbf{A} of the original song (Step ① in Figure 3) and the phoneme identifiers of the desired command audio (Step ④ in Figure 3).

The DNN’s output A is a matrix containing the probability of each pdf-id at each frame. Suppose there are n frames and k pdf-ids, let $a_{i,j}$ ($1 \leq i \leq n, 1 \leq j \leq k$) be the element at the i th row and j th column in A , then $a_{i,j}$ represents the probability of pdf-id j at frame i . For each frame, we calculate the most likely pdf-id as the one with the highest probability in that frame. That is,

$$m_i = \arg \max_j a_{i,j}.$$

Let $\mathbf{m} = (m_1, m_2, \dots, m_n)$. \mathbf{m} represents a sequence of most likely pdf-ids of the original song audio $x(t)$. For simplification, we use g to represent the function that takes the original wave as input and outputs a sequence of most likely pdf-ids based on DNN’s predictions. That is,

$$g(x(t)) = \mathbf{m}.$$

As shown in Step ⑤ in Figure 3, we can extract a sequence of pdf-id of the command $\mathbf{b} = (b_1, b_2, \dots, b_n)$, where b_i ($1 \leq i \leq n$) represents the pdf-id of the command at frame i . To have the original song decoded as the desired command, we need to identify the minimum modification $\delta(t)$ on $x(t)$ so that \mathbf{m} is close to \mathbf{b} . Specifically, we minimize the $L1$ distance between \mathbf{m} and \mathbf{b} .

Based on these observations we construct the following objective function:

$$\arg \min_{\delta(t)} \|g(x(t) + \delta(t)) - \mathbf{b}\|_1. \quad (1)$$

To ensure that the modified audio does not deviate too much from the original one, we choose an upper bound l for the $L1$ norm of the modifications and optimize the objective function Eq (1) under the constraint that $|\delta(t)| \leq l$.

Finally, we use gradient descent [41], an iterative optimization algorithm to find the local minimum of a function, to solve the objective function. Given an initial point, gradient descent follows the direction which reduces the value of the function most quickly. By repeating this process until the value starts to increase, the algorithm is able to find a local minimum value. In particular, based on our objective function, we revise the song $x(t)$ into $x'(t) = x(t) + \delta(t)$ with the aim of making most likely pdf-ids $g(x'(t)) = \mathbf{b}$. Therefore, the crafted audio $x'(t)$ can be decoded as the desired command.

To further preserve the fidelity of the original song, one method is to minimize the time duration of the revision. Typically, once the pure command voice audio is generated by a text-to-speech engine, all the phonemes are determined, so as to the phoneme identifiers and \mathbf{b} . However, the speed of the speech also determines the number of frames and the number of transition-ids in a phoneme identifier. Intuitively, slow speech always produces repeated frames or transition-ids in a phoneme. Typically people needs six or more frames to realize a phoneme, but most speech recognition systems only need three to four frames to interpret a phoneme. Hence, to introduce the minimal revision to the original song, we can analyze \mathbf{b} , reduce the number of repeated frames in each phoneme, and obtain a shorter $\mathbf{b}' = (b_1, b_2, \dots, b_q)$, where $q < n$.

4.3 Practical Attack over the Air

By feeding the generated adversarial sample directly into Kaldi, the desired command can be decoded correctly. However, playing the audio sample through a speaker to physically attack an IVC device typically will not work. This is mainly due to the noises introduced by the speaker, background and the receiver of the IVC device. In this paper, we do not consider the invariance of background noise in different environments, e.g., grocery, restaurant, office, etc. due to the following reasons: (1) In a quite noisy environment like restaurant or grocery, even the original voice command $y(t)$ may not be correctly recognized by IVC devices; (2) Modeling any slightly variant background noise itself is still an open research problem; (3) Based on our observation, in a normal environment like home, office, lobby, the major impact on the physical attack is the electronic noise from the speaker and the receiver of the IVC devices, rather than the background noise.

Hence, our idea to build a noise model, considering the speaker noise, receiver noise, and generic background

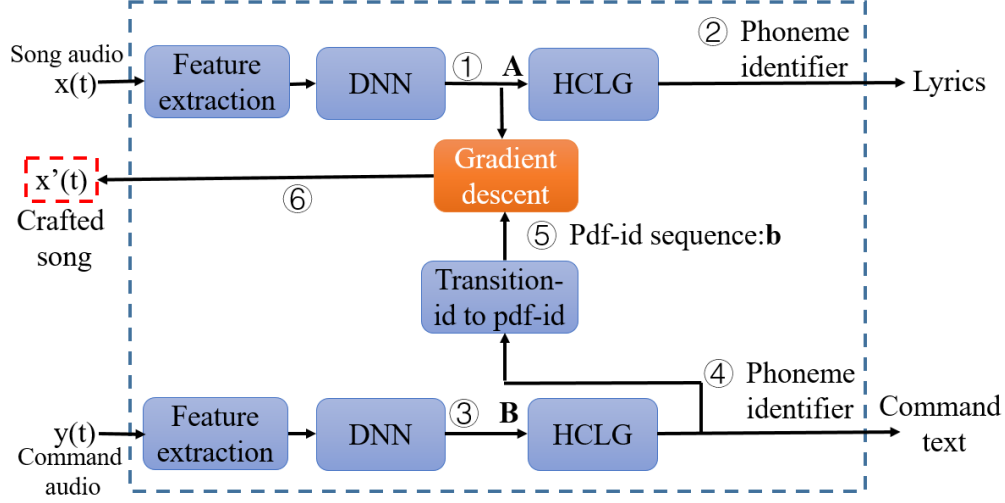


Figure 3: Steps of attack.

noise, and integrate it in the approach in Section 4.2. Specifically, we carefully picked up several songs and played them through our speaker in a very quiet room. By comparing the recorded audio (captured by our receiver) with the original one, we can capture the noises. Note that playing “silent” audio does not work since the electronic noise may depend on the sound at different frequencies. Therefore, we intend to choose the songs that cover more frequencies. Regarding the comparison between two pieces of audio, we have to first manually align them and then subtract each value in the first WAV file from that in the second one. The result of subtraction is the captured noise. We redesign the objective function as shown in Eq (2).

$$\arg \min_{\mu(t)} \|g(x(t) + \mu(t) + n(t)) - \mathbf{b}\|_1, \quad (2)$$

where $\mu(t)$ is the perturbation that we add to the original song, and $n(t)$ is the noise samples that we captured. In this way, we can get the adversarial audio $x'(t) = x(t) + \mu(t)$ that launches the practical attack over the air.

Since different speakers and receivers may introduce different noises when playing or receiving specific audio at a given frequency, $x'(t)$ may only work with the devices that we use to capture the noise. To “transfer” $x'(t)$ to other speakers and receivers, we introduce *random noise*. Specifically, based on the observation of the noises’ distribution, we randomly generate WAV files with the same distribution to simulate noise. Then we apply the generated random noise to Eq (2) as the new $n(t)$. Our evaluation results show that this approach can make the adversarial audio $x'(t)$ robust enough for different speakers and receives.

5 Evaluation

In this section, We present the experimental results of CommanderSong. We evaluated both the WTA and WAA attacks against machine recognition. To evaluate the human comprehension, we conducted a survey examining the effects of “hiding” the desired command in the song. Then, we tested the transferability of the adversarial sample on other ASR platforms, and checked whether CommanderSong can spread through Internet and radio. Finally, we measured the efficiency in terms of the time to generate a CommanderSong. Demos of attacks are uploaded on the website (<https://sites.google.com/view/commandersong/>).

5.1 Experiment Setup

The pure voice audio of the desired commands can be generated by any text-to-speech (TTS) engine (e.g., Google text-to-speech [6], etc.) or recording human voice, as long as it can be correctly recognized by Kaldi platform. We also randomly downloaded 20 songs from the Internet. To understand the impact of using different types of songs as the carrier, we intended to choose songs from different categories, i.e., pop, rock, rap, and soft music (five songs for each category). A list of the songs in each category can be referred to in Table 7 in the Appendix. Regarding the commands to inject, we chose 12 commonly used ones such as “Okay google”, “turn on GPS”, “ask Capital One to make a credit card payment”, etc. as shown in Table 2.

Regarding the computing environment, one GPU servers (1075MHz GPU with 12GB memory, and 512GB hard driver) were used.

Table 2: WTA attack results.

Commands	Success rate (%)	SNR (dB)	Efficiency (frames/hours)
Okay google restart phone now.	100	18.6	229/1.3
Okay google flashlight on.	100	14.7	219/1.3
Okay google read mail.	100	15.5	217/1.5
Okay google clear notification.	100	14	260/1.2
Okay google airplane mode on.	100	16.9	219/1.1
Okay google turn on wireless hot spot.	100	14.7	280/1.6
Okay google read last sms from boss.	100	15.1	323/1.4
Echo open the front door.	100	17.2	193/1.0
Echo turn off the light.	100	17.3	347/1.5
Echo ask capital one to make a credit card payment.	100	15.8	379/1.9

5.2 Effectiveness

WTA Attack. In this WTA attack, we directly feed the generated adversarial songs to Kaldi by its exposed APIs, which accept raw audio file as an input. Particularly, for each command, we injected it into each of the downloaded 20 songs using the approach proposed in Section 4.2. So totally we got 200 adversarial songs in the form of “WAV” format and sent them to Kaldi directly for recognition. If Kaldi successfully identified the command injected inside, we indicate the attack as successful.

Table 2 shows the WTA attack results. Each command can be recognized by Kaldi correctly. The success rate 100% means Kaldi can decode every word in the desired command correctly. The success rate is calculated as the ratio of the number of words successfully decoded and the number of words in the desired command. Even if the decoded word is only one character different than that in the desired command, we consider the word is not correctly recognized.

For each adversarial song, we further calculated the average signal-noise ratio (SNR) against the original song (as shown in Table 2). SNR is a parameter widely used to quantify the level of a signal power to noise, so we use it here to measure the distortion of the adversarial sample over the original song. We then use the following equation $SNR(dB) = 10\log_{10}(P_{x(t)}/P_{\delta(t)})$ to obtain SNR, where the original song $x(t)$ is the signal while the perturbation $\delta(t)$ is the noise. Larger SNR value indicates a smaller perturbation. From the table, the SNR ranges from 14~17dB indicating that the perturbation in the original song is less than 3%. Therefore, the perturbation is too slight to be noticed.

WAA Attack. To practically attack Kaldi over the air, the ideal case is to find a commercial IVC device implemented based on Kaldi and play our adversarial samples against the device. To the best of our knowledge, such device is not available yet, so we simulate a pseudo IVC

device based on Kaldi. In particular, the adversarial samples are played by speakers over the air. We use the recording functionality of iPhone 6S to receive and store the audio, which is sent to Kaldi API to decode. So such a pseudo IVC device is built using the same microphone in iPhone 6S as the audio recorder, and Kaldi systems to decode the audio.

We conducted the practical WAA attack in a meeting room (16 meter long, 8 meter wide, and 4 meters tall). The songs were played using three speakers (a JBL clip2 portable speaker, an ASUS laptop and a TAKSTAR broadcast equipment[14]), to examine the effectiveness of the injected random noise. All of the speakers are easy to obtain and carry. The distance between the speaker and the pseudo IVC device (i.e., the microphone of the iPhone 6S) was 1.5 meters. We chose two commands as in Table 3, and generated 20 adversarial samples for each command, then we played them over the air using three different speakers and used the iPhone 6S to record the audio, which is sent to Kaldi to decode. Table 3 shows the WAA attack results. For both of the two commands, JBL speaker overwhelms the other two with the success rate up to 96%, which might indicate its quality is better than the other two. All the SNRs are below 2dB, which indicates slightly big perturbation to the original songs due to the random noise from the signal’s point of view. Below we will evaluate if such “big” perturbation is human-noticeable by conducting surveys.

Human comprehension from the survey. To evaluate the effectiveness of hiding the desired command in the song, we conducted a survey on Amazon Mechanical Turk (MTurk) [2], an online marketplace for crowdsourcing intelligence. We recruited 204 individuals to participate in our survey⁵. Each participant was asked to listen to

⁵The survey will not cause any potential risks to the participants (physical, psychological, social, legal, etc.). The questions in our survey do not involve any confidential information about the participants. We obtained the IRB Exempt certificates from our institutes.

Table 3: WAA attack results.

Commands	Speaker	Success rate (%)	SNR (dB)	Efficiency (frames/hours)
Echo ask capital one to make a credit card card payment.	JBL speaker	90	1.7	379/2.0
	ASUS Laptop	82	1.7	
	TAKSTAR Broadcast	72	1.7	
Okay google, call one one zero one one nine one two zero.	JBL speaker	96	1.3	400/1.8
	ASUS Laptop	60	1.3	
	TAKSTAR Broadcast	70	1.3	

Table 4: Human Comprehension of the WAA samples.

Song Name	Listened (%)	Abnormal (%)	Noise-speaker (%)	Noise-song (%)
Did You Need It	15	67	42	1
Outlaw of Love	11	63	36	2
The Saltwater Room	27	67	39	3
Sleepwalker	13	67	41	0
Underneath	13	68	45	3
Feeling Good	38	59	36	4
Average	19.5	65.2	40	2.2

14 adversarial samples, each lasting for about 20 seconds (only about four or five seconds in the middle is crafted to contain the desired command.). A series of questions regarding each audio need to be answered, e.g., (1) whether they have heard the original song before; (2) whether they heard anything abnormal than a regular song (The four options are *no*, *not sure*, *noisy*, and *words different than lyrics*); (3) if choosing *noisy* option in (2), where they believe the noise comes from, while if choosing *words different than lyrics* option in (2), they are asked to write down those words, and how many times they listened to the song before they can recognized the words.

The entire survey lasts for about five to six minutes. Each participant is compensated \$0.3 for successfully completing the study, provided they pass the attention check question to motivate the participants concentrate on the study. Based on our study, 63.7% of the participants are in the age of 20~40 and 33.3% are 40~60 years old, and 70.6% of them use IVC devices (e.g., Amazon Echo, Google home, Smartphone, etc.) everyday.

Table 6 shows the results of the human comprehension of our WTA samples. We show the average results for songs belonging to the same category. The detailed results for each individual song can be referred to in Table 7 in the Appendix. Generally, the songs in soft music category are proved to be the best candidate for the carrier of the desired command, with as low as 15% of participants noticed the abnormality. None of the participants

could recognize any word of the desired command injected in the adversarial samples of any category. Table 4 demonstrates the results of the human comprehension of our WAA samples. On average, 40% of the participants believed the noise was generated by the speaker or like radio, while only 2.2% of them thought the noise from the samples themselves. In addition, less than 1% believed that there were other words except the original lyrics. However, none of them successfully identified any word even repeating the songs several times.

5.3 Towards the Transferability

Finally, we access whether the proposed CommanderSong can be transferred to other ASR platforms.

Transfer from Kaldi to iFlytek. We choose iFlytek ASR system as the target of our transfer, due to its popularity. As one of the top five ASR systems in the world, it possesses 70% of the market in China. Some applications supported by iFlytek and their downloads on Google Play as well as worldwide user amount are listed in Table 8 in the Appendix. In particular, *iFlytek Input* is a popular mobile voice input method, which supports mandarin, English and personalized input. *iFlytek Voice Touch* is an online service offered by iFlytek to convert an audio to text. We use them to test the transferability of our WAA attack samples, and the success rates of different commands are shown in Table 5. Note that WAA audio samples are directly fed to *iFlytek Voice Touch*, while they are played using Bose Companion 2 speaker towards *iFlytek Input* running on smartphone LG V20. Those adversarial samples containing commands like *open the door* or *good night* can achieve great transferability on both platforms. However, the command *airplane mode on* only gets 66% success rate on *iFlytek Voice Touch*, and 0 on *iFlytek input*.

Transferability from Kaldi to DeepSpeech. We also try to transfer CommanderSong from Kaldi to DeepSpeech, an open source end-to-end ASR system. We directly fed several adversarial WTA and WAA attack samples to DeepSpeech, but none of them can be decoded correctly. As Carlini et al. have successfully modified any audio into a command recognizable by DeepSpeech[19], we

Table 5: Transferability from Kaldi to iFlytek.

Commands	iFlytek Voice Touch (%)	iFlytek Input (%)
Airplane mode on.	66	0
Open the door.	100	100
Good night.	100	100

intend to leverage their open source algorithm to examine if it is possible to generate one adversarial sample against both two platforms. In this experiment, we started by 10 adversarial samples generated by CommanderSong, either WTA or WAA attack, integrating commands like *Okay google call one one zero one one nine one two zero*, *Echo open the front door*, and *Echo turn off the light*. applied their algorithm to modify them until DeepSpeech can decode the target commands correctly. Then we test such newly generated samples against Kaldi as WTA attack, and Kaldi can still successfully recognize them. We did not perform WAA attack since their algorithm targeting DeepSpeech cannot achieve attacks over the air.

The preliminary evaluations on transferability give us the opportunities to understand CommanderSongs and for designing systematic approach to transfer in the future.

5.4 Automated Spreading

Since our WAA attack samples can be used to launch the practical adversarial attack against ASR systems, we want to explore the potential channels that can be leveraged to impact a large amount of victims automatically.

Online sharing. We consider the online sharing platforms like YouTube to spread CommanderSong. We picked up one five-second adversarial sample embedded with command “*open the door*” and applied Windows Movie Maker software to make a video, since YouTube only supports video uploading. The sample was repeated four times to make the full video around 20 seconds. We then connected our desktop audio output to Bose Companion 2 speaker and installed *iFlytek Input* on LG V20 smartphone. In this experiment, the distance between the speaker and the phone can be up to 0.5 meter, and *iFlytek Input* can still decode the command successfully.

Radio broadcasting. In this experiment, we used HackRF One[7], a hardware that supports Software Defined Radio (SDR) to broadcast our CommanderSong at the frequency of FM 103.4 MHz, mimicking a radio station. We setup a radio at the corresponding frequency, so it can receive and play the CommanderSong. We ran the *WeChat*⁶ application and enabled the *iFlytek Input* on dif-

⁶*WeChat* is the most popular instant messaging application in China,

Table 6: Human Comprehension of the WTA samples.

Music classification	Listened (%)	Abnormal (%)	Recognize Command (%)
Soft Music	13	15	0
Rock	33	28	0
Popular	32	26	0
Rap	41	23	0

ferent smartphones including iPhone 6S, Huawei Honor 8 and XiaoMi MI Note3. *iFlytek Input* can always successfully recognize the command “*open the door*” from the audio played by the radio and display it on the screen.

5.5 Efficiency

We also evaluate the cost of generating CommanderSong in the aspect of the required time. For each command, we record the time to inject it different songs and compute the average. Since the time required to craft also depends on the length of the desired command, we define the efficiency as the ratio of the number of frames of the desired command and the required time. Table 2 and Table 3 show the efficiency of generating WTA and WAA samples for different commands. Most of those adversarial samples can be generated in less than two hours, and some simply commands like “*Echo open the front door*” can be done within one hour. However, we do notice that some special words (such as *GPS* and *airplane*) in the command make the generation time longer. Probably those words are not commonly used in the training process of the “ASPIRE model” of Kaldi, so generating enough phonemes to represent the words is time-consuming. Furthermore, we find that, for some songs in type rock category such as “*Bang bang*” and “*Roaked*”, it usually takes longer to generate the adversarial samples for the same command compared with other songs, probably due to the unstable rhythm of them, which could help us to choose suitable words in the commands.

6 Understanding the Attacks

We try to deeply understand the attacks, which could potentially help to derive defense approaches. We raise some questions and perform further deeper analysis on the attacks.

Does the song help the attack? We use songs as the carriers of commands to attack ASR systems. Obviously, the benefit of using a song is to avoid listeners being aware of the attack. Also CommanderSong can be spread

with approximately 963,000,000 users all over the world by June 2017 [13].

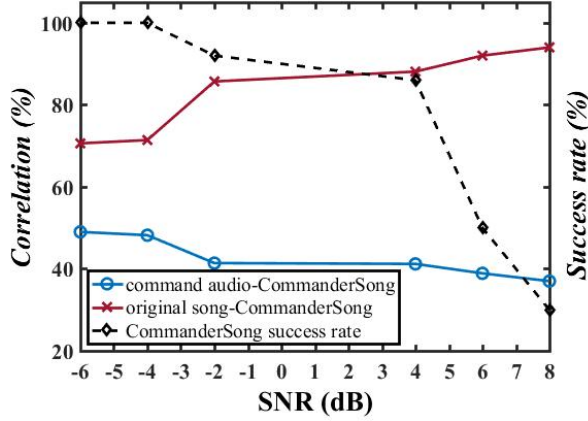


Figure 4: SNR impacts on correlation of the audios and the success rate of the adversarial audio.

through Youtube, radio, TV, etc. Is there any other help from the song in the attack? To solve this problem, we use a piece of silent audio as the “carrier” to generate CommanderSong A_{cs} (WAA attack), and test the effectiveness of it. The results show that A_{cs} can work, which is aligned with our findings – a random song can serve as the “carrier” (a piece of silent audio can be viewed as a special song). However, after listening to A_{cs} , we found that A_{cs} sounds like the injected command, which means any user can easily notice it and A_{cs} cannot be used in real situation. Note that, in our human subject study, none of the participants recognized any command from CommanderSong. So we estimate that *some phonemes or even smaller units in the song work together with the injected small perturbations to form the target command*. To further verify this, we prepare a song A_s and use it to generate the CommanderSong A_{cs} . Then we calculate the difference $\Delta(A_s, A_{cs})$ between them, and try to attack ASR systems using $\Delta(A_s, A_{cs})$. However, after several times of testing, we find that $\Delta(A_s, A_{cs})$ does not work, which verifies our estimation.

Recall that in Table 4, the songs in soft music category are proved to be the best carrier, with lowest abnormality viewed by participants. Based on the findings above, it seems that such songs can serve more suitable phonemes or smaller “units” to help the attack. This is also the reason why the combination of a song with A_{cs} cannot directly attack successfully: the “units” in the song combined with A_{cs} change the phonemes of the target command.

What is the impact of noise in generating adversarial samples? As mentioned early, we capture the noise of speakers and utilize it to perform WAA attack over the air. We try to understand the impact of the noise in generating adversarial samples. So we crafted CommanderSong using noises with different amplitude val-

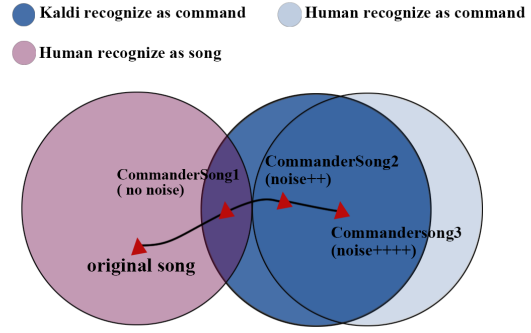


Figure 5: Explanation of Kaldi and human recognize of the audios.

ues. Then we observed the differences between the CommanderSong and the original song, the differences between the CommanderSong and the audio command, and the success rates of the CommanderSong to attack. To characterize the difference, we leverage Spearman’s rank correlation coefficient [44] (*Spearman’s rho* for short) to represent the similarity between two pieces of audio. Spearman’s rho is widely used to represent the correlation between two variables, and can be calculated as follows: $r(X, Y) = Cov(X, Y) / \sqrt{Var[X]Var[Y]}$, where X and Y are the MFCC features of the two pieces of audio. $Cov(X, Y)$ represents the covariance of X and Y , respectively, and $Var[X]$ is the variance of X .

The results are shown in Figure 4. The x-axis in the figure shows the SNR (in dB) of the noise, and the y-axis gives the correlation. From the figure, we find that the correlation between the CommanderSong and the original song (red line) decreases with SNR. It means that the CommanderSong sounds less like the original song when the amplitude value of the noise becomes larger. This is mainly because the original song has to be modified more to find a CommanderSong robust enough against the introduced noise. On the contrary, the CommanderSong becomes more similar with the target audio command when the amplitude values of the noise increases (i.e., decrease of SNR in the figure, blue line), which means that the CommanderSong sounds more like the command. The success rate (black dotted line) also increases with the decrease of SNR. We also note that, when $SNR = 4dB$, the success rate could be as high as 88%. Also the correlation between CommanderSong and the original song is 90%, which means that the song is very much like the original one.

Figure 5 shows the results in another way. Suppose the dark blue circle is the set of audio that can be recognized as commands by ASR systems, while the light blue circle and the red one represent the set of audio recognized as

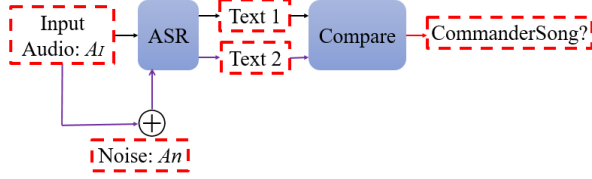


Figure 6: Step of Audio turbulence defense.

commands and songs by human, respectively. At first, the original song is in the red circle, which means that neither ASR systems or human recognize any command inside. WTA attack slightly modifies the song so that the open source system Kaldi can recognize the command while human cannot. After noises are introduced to generate CommanderSong for WAA attacks, CommanderSong will fall into the light blue area step by step, and in the end be recognized by humans. So attackers can choose the amplitude values of noises to balance between robustness to noises and identifiability by human users.

7 Defense

We propose two approaches to defend against CommanderSong: Audio turbulence and Audio squeezing. The first defense is effective against WTA, but not WAA; while the second defense works against both attacks.

Audio turbulence. From the evaluation, we observe that noise (e.g., from speaker or background) decreases the success rate of CommanderSong while impacts little on the identification of audio command. So our basic idea is to add noise (referred to as *turbulence* noise A_n) to the input audio A_I before it is received by the ASR system, and check whether the result audio $A_I \oplus A_n$ can be interpreted as other words. Particularly, as shown in Figure 6, suppose A_I is identified as text_1 by the ASR system. Then we add A_n to A_I and let the ASR system extract the text text_2 from $A_I \oplus A_n$. If $\text{text}_1 \neq \text{text}_2$, we say that the CommanderSong is detected.

We made experiments using this approach to test the effectiveness. The target command “open the door” was used to generate a CommanderSong. Figure 7 shows the result. The x-axis shows the SNR (A_I to A_n), and the y-axis shows the success rate. We found that the success rate of WTA dramatically drops when SNR decreases. When $\text{SNR} = 15\text{dB}$, WTA almost always fails and A_I can still be successfully identified, which means this approach works for WTA. However, the success rate of WAA is still very high. This is mainly because CommanderSongs for WAA is generated using speaker noises, which is robust against other kinds of noises (e.g., turbulence noise).

Audio squeezing. The second defense is to reduce the

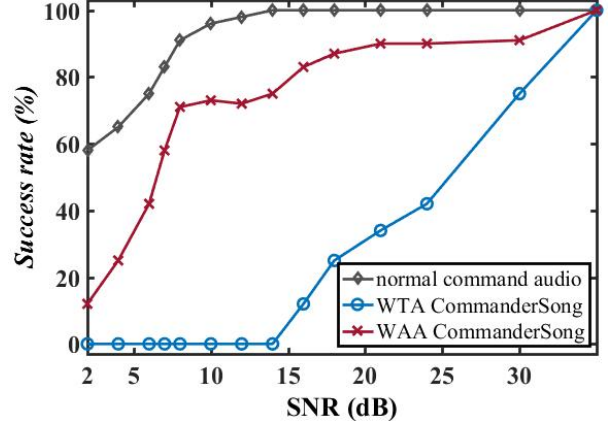


Figure 7: Audio turbulence defense result.

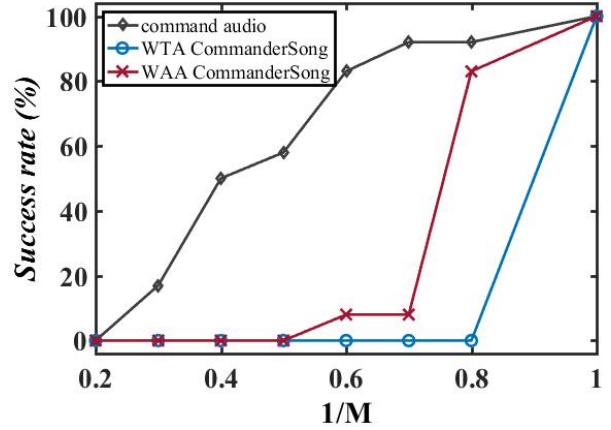


Figure 8: Audio squeezing defense result.

sampling rate of the input audio A_I (just like squeezing the audio). Instead of adding A_n in the defense of audio turbulence, we downsample A_I (referred to as $D(A_I)$). Still, ASR systems identify A_I and $D(A_I)$, and gets text_1 and text_2 , respectively. If $\text{text}_1 \neq \text{text}_2$, the CommanderSong is detected. Similar to the previous test, we evaluate the effectiveness of this approach. The results are shown in Figure 8. The x-axis shows the ratio ($1/M$) of downsampling (M is the downsampling factor or decimation factor means that the original sampling rate is M times of the downsampled rate). When $1/M = 0.7$ (if the sample rate is 8000 samples/second, the downsampled rate is 5600 samples/second), the success rates of WTA and WAA are 0% and 8%, respectively. 91% of A_I can be successful identified. This means that Audio squeezing is effective to defend against both WTA and WAA.

8 Related Work

Attack on ASR system. Prior to our work, many researchers have devoted to security issues about speech controllable systems [23, 35, 24, 39, 48, 18, 52, 19]. Denis et al. found the vulnerability of analog sensor and injected bogus voice signal to attack the microphone [23]. Kasmi et al. stated that, by leveraging intentional electromagnetic interference on headset cables, voice command could be injected and carried by FM signals which is further received and interpreted by smart phones [35]. Diao et al. demonstrated that, through permission bypassing attack in Android smart phones, voice commands could be played using apps with zero permissions [24]. Mukhopadhyay et al. considered voice impersonation attacks to contaminate a voice-based user authentication system [39]. They reconstructed the victims voice model from the victims voice data, and launched attacks that can bypass voice authentication systems. Different from these attacks, we are attacking the machine learning models of ASR systems.

Hidden voice command [18] launched both black box (i.e., inverse MFCC) and white box (i.e., gradient decent) attacks against ASR systems with GMM-based acoustic models. Different from this work, our target is a DNN-based ASR system. Recently, the authors posted the achievement that can construct targeted audio adversarial examples on DeepSpeech, an end-to-end open source ASR platform [20]. To perform the attack, the adversary needs to directly upload the adversarial WAV file to the speech recognition system. Our attacks on Kaldi are concurrent to their work, and our attack approaches are independent to theirs. Moreover, our attacks succeed under a more practical setting that let the adversarial audio be played over the air. The recent work DolphinAttack [52] proposed a completely inaudible voice attack by modulating commands on ultrasound carriers and leveraging microphone vulnerabilities to attack. As noted by the authors, such attack can be eliminated by filtering out ultrasound carrier (e.g., iPhone 6 Plus). Differently, our attack uses songs instead of ultrasound as the carriers, making the attack harder to defend.

Adversarial research on machine learning. Besides attacking speech recognition systems, there has been substantial work on adversarial machine learning examples towards physical world. Kurakin et al. [36] proved it is doable that Inception v3 image classification neural network could be compromised by adversarial images. Brown et al. [17] showed by adding an universal patch to an image they could fool the image classifiers successfully. Evtimov et al. [26] proposed a general algorithm which can produce robust adversarial perturbations into images to overcome physical condition in real world. They successfully fooled road sign classifiers to mis-classify real

Stop Sign. Different from them, our study targets speech recognition system.

Defense of Adversarial on machine learning. Defending against adversarial attacks is known to be a challenging problem. Existing defenses include adversarial training and defensive distillation. Adversarial training [37] adds the adversarial examples into the model’s training set to increase its robustness against these examples. Defensive distillation [31] trains the model with probabilities of different class labels supported by an early model trained on the same task. Both defenses perform a kind of gradient masking [43] which increases the difficulties for the adversary to compute the gradient direction. In [51], Dawn Song attempted to combine multiple defenses including feature squeezing and the specialist+1 to construct a larger strong defense. They stated that defenses should be evaluated by strong attacks and adaptive adversarial examples. Most of these defenses are effective for white-box attacks but not for black-box ones. Binary classification is another simple and effective defense for white-box attacks without any modifications of the underlying systems. A binary classifier is built to separate adversarial examples apart from the clean data. Similar as adversarial training and defensive distillation, this defense suffers from generalization limitation. In this paper, we propose two novel defenses against CommanderSong attack.

9 Conclusion

In this paper, we perform practical adversary attacks on ASR systems by injecting “voice” commands into songs (CommanderSong). To the best of our knowledge, this is the first systematical approach to generate such practical attacks against DNN-based ASR system. Such CommanderSong could let ASR systems execute the command while being played over the air without any notice by users. Our evaluation shows that CommanderSong can be transferred to iFlytek, impacting popular apps such as WeChat, Sina Weibo, and JD with billions of users. We also demonstrated that CommanderSong can be spread through YouTube and radio. Two approaches (audio turbulence and audio squeezing) are proposed to defend against CommanderSong.

References

- [1] *Amazon Alexa*. <https://developer.amazon.com/alexa>.
- [2] *Amazon Mechanical Turk*. <https://www.mturk.com>.
- [3] *Apple Siri*. <https://www.apple.com/ios/siri>.
- [4] *CMUSphinx Open Source Speech Recognition*. <https://cmusphinx.github.io>.
- [5] *Google Now*. <https://www.androidcentral.com/google-now>.
- [6] *Google Text-to-speech*. <https://play.google.com/store/apps>.

- [7] *HackRF One*. <https://greatscottgadgets.com/hackrf/>.
- [8] *HTK Speech Recognition Toolkit*. <http://htk.eng.cam.ac.uk/>.
- [9] *iFlytek*. <http://www.iflytek.com/en/index.html>.
- [10] *kaldi-asr-kaldi*. <https://github.com/kaldi-asr/kaldi/tree/master/egs/aspire>.
- [11] *Kaldi speech recognition toolkit*. <http://kaldi-asr.org>.
- [12] *Microsoft Cortana*. <https://www.microsoft.com/en-us/windows/cortana>.
- [13] *Number of monthly active WeChat users*. <https://www.statista.com/statistics/255778/number-of-active-wechat-messenger-accounts/>.
- [14] *TAKSTAR*. <http://www.takstar.com/en/>.
- [15] Wei Bao, Hong Li, Nan Li, and Wei Jiang. A liveness detection method for face recognition based on optical flow field. In *Image Analysis and Signal Processing, 2009. IASP 2009. International Conference on*, pages 233–236. IEEE, 2009.
- [16] Battista Biggio, Igino Corona, Davide Maiorca, Blaine Nelson, Nedim Šrđić, Pavel Laskov, Giorgio Giacinto, and Fabio Roli. Evasion attacks against machine learning at test time. In *Joint European Conference on Machine Learning and Knowledge Discovery in Databases*, pages 387–402. Springer, 2013.
- [17] Tom B Brown, Dandelion Mané, Aurko Roy, Martín Abadi, and Justin Gilmer. Adversarial patch. *arXiv preprint arXiv:1712.09665*, 2017.
- [18] Nicholas Carlini, Pratyush Mishra, Tavish Vaidya, Yuankai Zhang, Micah Sherr, Clay Shields, David Wagner, and Wenchao Zhou. Hidden voice commands. In *25th USENIX Security Symposium (USENIX Security 16)*, Austin, TX, 2016.
- [19] Nicholas Carlini and David Wagner. Audio adversarial examples: Targeted attacks on speech-to-text. *arXiv preprint arXiv:1801.01944*, 2018.
- [20] Nicholas Carlini and David Wagner. Audio adversarial examples: Targeted attacks on speech-to-text. *arXiv preprint arXiv:1801.01944*, 2018.
- [21] Nilesh Dalvi, Pedro Domingos, Sumit Sanghai, Deepak Verma, et al. Adversarial classification. In *Proceedings of the tenth ACM SIGKDD international conference on Knowledge discovery and data mining*, pages 99–108. ACM, 2004.
- [22] Rishita Anubhai et al. Dario Amodei, Sundaram Ananthanarayanan. Deep speech 2 : End-to-end speech recognition in english and mandarin. pages 1–10, 2016.
- [23] Shane S. Clarkz Daniel Kramer Matthew Reynolds Kevin Fu Yongdae Kimk Denis Foo Kune, John Backesy and Wenyuan Xu. Ghost talk: Mitigating emi signal injection attacks against analog sensors. pages 1–15, 2013.
- [24] Wenrui Diao, Xiangyu Liu, Zhe Zhou, and Kehuan Zhang. Your voice assistant is mine: How to abuse speakers to steal information and control your phone. In *Proceedings of the 4th ACM Workshop on Security and Privacy in Smartphones & Mobile Devices*, pages 63–74. ACM, 2014.
- [25] Li Deng Dong Yu. Automatic speech recognition. 2015.
- [26] Ivan Evtimov, Kevin Eykholt, Earlene Fernandes, Tadayoshi Kohno, Bo Li, Atul Prakash, Amir Rahmati, and Dawn Song. Robust physical-world attacks on deep learning models. *arXiv preprint arXiv:1707.08945*, 1, 2017.
- [27] Dong Yu George Dahl Abdel-rahman Mohamed Navdeep Jaitly Andrew Senior Vincent Vanhoucke Patrick Nguyen Tara Sainath Geoffrey Hinton, Li Deng and Brian Kingsbury. Deep neural networks for acoustic modeling in speech recognition. *DRAFT*, 2012.
- [28] Ian J Goodfellow, Jonathon Shlens, and Christian Szegedy. Explaining and harnessing adversarial examples. *arXiv preprint arXiv:1412.6572*, 2014.
- [29] Hynek Hermansky. Perceptual linear predictive (plp) analysis of speech. *the Journal of the Acoustical Society of America*, 87(4):1738–1752, 1990.
- [30] Geoffrey Hinton, Li Deng, Dong Yu, George E Dahl, Abdel-rahman Mohamed, Navdeep Jaitly, Andrew Senior, Vincent Vanhoucke, Patrick Nguyen, Tara N Sainath, et al. Deep neural networks for acoustic modeling in speech recognition: The shared views of four research groups. *IEEE Signal Processing Magazine*, 29(6):82–97, 2012.
- [31] Geoffrey Hinton, Oriol Vinyals, and Jeff Dean. Distilling the knowledge in a neural network. *arXiv preprint arXiv:1503.02531*, 2015.
- [32] Fumitada Itakura. Line spectrum representation of linear predictor coefficients of speech signals. *The Journal of the Acoustical Society of America*, 57(S1):S35–S35, 1975.
- [33] Rohit Prabhavalkar Kanishka Rao, Hasim Sak. Exploring architectures, data and units for streaming end-to-end speech recognition with rnn-transducer. In *Proceedings of IEEE ASRU 2017*. ASRU, 2017.
- [34] Bhuvana Ramabhadran George Saon Michael Picheny Kartik Audhkhasi, Brian Kingsbury. Building competitive direct acoustics-to-word models for english conversational speech recognition. pages 1–5, 2017.
- [35] Chaouki Kasmir and Jose Lopes Esteves. "iemi threats for information security: Remote command injection on modern smartphones". *IEEE Transactions on Electromagnetic Compatibility*, 57(6):1752–1755, 2015.
- [36] Alexey Kurakin, Ian Goodfellow, and Samy Bengio. Adversarial examples in the physical world. *arXiv preprint arXiv:1607.02533*, 2016.
- [37] Aleksander Madry, Aleksandar Makelov, Ludwig Schmidt, Dimitris Tsipras, and Adrian Vladu. Towards deep learning models resistant to adversarial attacks. *arXiv preprint arXiv:1706.06083*, 2017.
- [38] Lindasalwa Muda, Mumtaj Begam, and Irraivan Elamvazuthi. Voice recognition algorithms using mel frequency cepstral coefficient (mfcc) and dynamic time warping (dtw) techniques. *arXiv preprint arXiv:1003.4083*, 2010.
- [39] Dibya Mukhopadhyay, Maliheh Shirvanian, and Nitesh Saxena. All your voices are belong to us: Stealing voices to fool humans and machines. In *European Symposium on Research in Computer Security*, pages 599–621. Springer, 2015.
- [40] Douglas OShaughnessy. Automatic speech recognition: History, methods and challenges. *Pattern Recognition*, 41(10):2965–2979, 2008.
- [41] Nicolas Papernot, Ian Goodfellow, Ryan Sheatsley, Reuben Feinman, and Patrick McDaniel. cleverhans v1.0.0: an adversarial machine learning library. *arXiv preprint arXiv:1610.00768*, 2016.
- [42] Nicolas Papernot, Patrick McDaniel, and Ian Goodfellow. Transferability in machine learning: from phenomena to black-box attacks using adversarial samples. *arXiv preprint arXiv:1605.07277*, 2016.
- [43] Nicolas Papernot, Patrick McDaniel, Ian Goodfellow, Somesh Jha, Z Berkay Celik, and Ananthram Swami. Practical black-box attacks against machine learning. In *Proceedings of the 2017 ACM on Asia Conference on Computer and Communications Security*, pages 506–519. ACM, 2017.
- [44] W Pirie. Spearman rank correlation coefficient. *Encyclopedia of statistical sciences*, 1988.

- [45] Christian Puhersch Ronan Collobert and Gabriel Synnaeve. Wav2letter: an end-to-end convnet-based speech recognition system. pages 1–8, 2016.
- [46] Stephanie AC Schuckers. Spoofing and anti-spoofing measures. *Information Security technical report*, 7(4):56–62, 2002.
- [47] Christian Szegedy, Wojciech Zaremba, Ilya Sutskever, Joan Bruna, Dumitru Erhan, Ian Goodfellow, and Rob Fergus. Intriguing properties of neural networks. *arXiv preprint arXiv:1312.6199*, 2013.
- [48] Micah Sherr Tavish Vaidya, Yuankai Zhang and Clay Shields. Cocaine noodles: Exploiting the gap between human and machine speech recognition. pages 1–14, 2015.
- [49] Roberto Tronci, Daniele Muntoni, Gianluca Fadda, Maurizio Pili, Nicola Sirena, Gabriele Murgia, Marco Ristori, Sardegna Ricerche, and Fabio Roli. Fusion of multiple clues for photo-attack detection in face recognition systems. In *Biometrics (IJCB), 2011 International Joint Conference on*, pages 1–6. IEEE, 2011.
- [50] F. Alleva J. Droppo X. Huang A. Stolcke W. Xiong, L. Wu. The microsoft 2017 conversational speech recognition system. pages 1–9, 2017.
- [51] Xinyun Chen Nicholas Carlini Warren He, James Wei and Dawn Song. Adversarial example defenses: ensembles of weak defenses are not strong. pages 103–117. USENIX, 2017.
- [52] Guoming Zhang, Chen Yan, Xiaoyu Ji, Tianchen Zhang, Taimin Zhang, and Wenyuan Xu. Dolphinattack: Inaudible voice commands. ACM, 2017.

Table 7: The detailed results of individual song in Human Comprehension survey for WTA samples. When we were checking the survey results from MTurk, we found the average familiarity of MTurk workers towards our songs is not good as we expected. So streaming counts from Spotify are also listed in the table, as we want to show the popularity of our sample songs. The song *Selling Brick in Street* is not in Spotify database so we are not able to provide the count for it.

Music classification	Song Name	Spotify Streaming Counts	Listened (%)	Abnormal (%)	Recognize Command (%)
Soft Music	Heart and Soul	13,749,471	15%	8%	0
	Castle in the Sky	2,332,348	9%	6%	0
	A Comme Amour	1,878,899	14%	18%	0
	Mariage D'amour	337,486	17%	33%	0
	Lotus	49,443,256	11%	12%	0
	Average	13,548,292	13%	15%	0
Rock	Bang Bang	532,057,658	52%	24%	0
	Soaked	29,734	13%	32%	0
	Gold	11,614,629	14%	41%	0
	We Are Never Getting Back Together	113,806,946	66%	38%	0
	When Can I see you again	26,463,993	20%	9%	0
	Average	136,794,562	33%	28%	0
Popular	Love Story	109,952,344	49%	24%	0
	Hello Seattle	9,850,328	29%	16%	0
	Good Time	125,125,693	48%	32%	0
	To The Sky	4,860,627	27%	30%	0
	A Loaded Smile	658,814	8%	26%	0
	Average	50,089,561	32%	26%	0
Rap	Rap God	349,754,768	43%	32%	0
	Let Me Hold You	311,569,726	31%	15%	0
	Lose Yourself	483,937,007	75%	14%	0
	Remember The Name	193,564,886	48%	32%	0
	Selling brick in street	N/A	6%	24%	0
	Average	334,706,597	41%	23%	0

Table 8: The detailed information of some sample applications which utilize iFlytek as voice input, including number of downloads from Google Play and total user amount. Since Google Services are not accessible in China and information of Apple App Store is not collected, the number of users may not be associated with the number of downloads in Google Play. As shown in the table, each of these applications has over 0.2 billion users in the world.

Application	Usage	Downloads from Google Play	Total Users Worldwide (billion)
Sina Weibo	Social platform	11,000,000	0.53
JD	Online shopping	1,000,000	0.27
CMbrowser	Searching engine	50,000,000	0.64
Ctrip	Travel advice website	1,000,000	0.30
Migu Digital	Voice assistant	5,000	0.46
WeChat	Chatting, Social	100,000,000	0.96
iFlytek Input	Typing, Voice Input	500,000	0.5