

Effective field theory for the nucleon-quarkonium interaction

Jaume Tarrús Castellà^{1,*} and Gastão Krein^{2,†}

¹*Grup de Física Teòrica, Dept. Física and IFAE-BIST,*

Universitat Autònoma de Barcelona,

E-08193 Bellaterra, Catalonia, Spain

²*Instituto de Física Teórica, Universidade Estadual Paulista,*

Rua Dr. Bento Teobaldo Ferraz, 271 - Bloco II, 01140-070 São Paulo, SP, Brazil

(Dated: November 12, 2021)

Abstract

We develop an effective field theory approach for the S -wave quarkonium-nucleon system. We adopt a natural power counting equivalent to Weinberg's power counting in nucleon-nucleon effective field theories and compute the quarkonium-nucleon potential, scattering length and effective range up to $\mathcal{O}(m_\pi^3/\Lambda_\chi^3)$ accuracy, including the full light-quark mass dependence. We compare our results with lattice QCD studies of quarkonium-nucleon system, obtain an estimation of the leading order quarkonium-nucleon contact term and determine the J/ψ and η_c chromopolarizabilities.

PACS numbers: 14.40.Pq, 12.39.Fe

Keywords: Effective field theories, quarkonium-nucleon interaction, chiral extrapolations.

* jtarrus@ifae.es

† gkrein@ift.unesp.br

I. INTRODUCTION

The confirmation [1] by the LHCb collaboration at the CERN Large Hadron Collider (LHC) of its earlier finding [2] of the pentaquark states $P_c^+(4380)$ and $P_c^+(4450)$ has sparked off renewed interest in the low-energy quarkonium-nucleon system. These pentaquark states appear as intermediate resonant states in the weak decay process $\Lambda_b^0 \rightarrow J/\Psi p K^-$, have valence quark content $P_c^+ = \bar{c}cuud$, and lie close to several charmonium-baryon thresholds [3]. Like with the plethora of X,Y,Z exotic hadrons [4, 5], the underlying QCD dynamics governing the internal structure of these pentaquark states is not understood — see Ref. [6] for a recent review.

Early interest in low-energy quarkonium-nucleon interaction was motivated by the fact that it can probe the mass distribution inside a nucleon. The amplitude for quarkonium-nucleon forward scattering at low energies has been described [7–12] as a product of the quarkonium-gluon interaction, parametrized in terms of the quarkonium chromopolarizability [13–18], and a matrix element of gluon fields inside the nucleon that can be obtained by using the trace anomaly, a quantum anomaly in the trace of the QCD energy-momentum tensor [19–21].

The interest in quarkonium-nucleon systems is further motivated by upcoming experiments at the Facility for Ion Research (FAIR) aiming at the determination of cross sections of quarkonium propagation in nuclear matter, which are crucial for disentangling cold matter from deconfinement effects in experiments of relativistic heavy-ion collisions at the Relativistic Heavy Ion Collider (RHIC) and the LHC [22].

Quarkonium-nucleon systems have no valence quarks in common and their dynamics appears to be dominated by multigluon van der Waals interactions [8, 23–25]. These interactions are not expected to be repulsive at short distances, a feature that led to the interesting conjecture [23] that quarkonia states, like the charmonia J/Ψ and η_c , can form exotic nuclear bound states. Since this earlier conjecture, many different methods have been used to investigate the possible existence of such exotic states and a large literature on the subject has accumulated along the years — for a recent review, see Ref. [26]. There is scarce experimental information on quarkonium-nucleon interaction at low energies and practically all of our knowledge on the interaction comes from lattice simulations [27–33], although new, but preliminary experimental results by the GlueX collaboration at the Thomas Jefferson

National Accelerator Facility (JLAB) have been communicated recently [34]. The lattice results, obtained for fairly large pion masses, find that indeed the charmonium-nucleon interaction does not contain a repulsive core, being attractive but not very strong. Another recent lattice QCD simulation [25] found that charmonia can form nuclear bound states, with large binding energies, much larger than phenomenological expectations [26, 35], a feature that possibly is due to the very large pion mass used in that simulation. Regarding charmonium-nucleon bound states, while the lattice simulation of Ref. [25] finds deeply bound nuclear states, a more recent simulation [32] using a smaller pion mass, finds very small binding, of the order of the deuteron binding energy.

The development of a theoretical framework built on controllable approximations that can be systematically improved is essential for the understanding of the quarkonium-nucleon system. Van der Waals forces have been studied in an effective field theory (EFT) framework for QED in Ref. [36] and for quarkonium-quarkonium systems in Ref. [18]. In the present paper we aim at the construction of a nonrelativistic chiral EFT for the J/ψ and η_c interactions with nucleons, which we name quarkonium-nucleon EFT, QNEFT. We restrict the discussion to S -wave quarkonia but higher states can be treated similarly. QNEFT is constructed by coupling an S -wave quarkonium field with a nucleon doublet and a pion triplet according to chiral symmetry, heavy-quark spin symmetry, and CPT symmetry. We adopt a counting scheme analogous to Weinberg's counting for nucleon-nucleon EFT [37, 38], that is, the natural power counting based on dimensional analysis. The nucleon-quarkonium dynamics takes place at a lower energy scale than the pion mass. Therefore, it is convenient to integrate out the dynamics at the $E \sim m_\pi$ scale and match QNEFT to a lower energy EFT, which we call potential quarkonium-nucleon EFT, pQNEFT, in which the S -wave quarkonium interacts through contact and potential interactions. We have put special emphasis on obtaining the light-quark mass dependence of all the matching coefficients. Within pQNEFT we obtain the expressions for the scattering length and effective range as a function of the light-quark mass. We then compare with studies on the lattice of the potential and effective range expansion (ERE) parameters which allows us to test our assumptions on the counting and determine the J/ψ and η_c chromopolarizabilities. Finally, the EFT framework allows us to discuss the compatibility of the results from the different lattice simulations.

The paper is organized as follows. In Sec. II we detail the nonrelativistic EFT for nucleon and S -wave quarkonium (QNEFT) interacting at energies of the order of the pion mass $E \sim$

m_π . In Sec. III we introduce the lower-energy EFT, $E \sim m_\pi^2/\Lambda_\chi$, termed pQNEFT, and work out the matching coefficients. The scattering amplitude, scattering length and effective range in pQNEFT are computed up to next-to-next-to-next-to-leading order (N³LO) including the full light-quark mass dependence in Sec. IV. We compare our result for the quarkonium-nucleon potential and the scattering length and effective range with the HAL QCD method and lattice determinations in Sec. VI and in Sec. V respectively. We present a discussion of our results and conclusions in Sec. VII. In Appendix A we detail the calculation of the quarkonium-nucleon potential in coordinate space.

II. QUARKONIUM-NUCLEON EFT

We consider an EFT of QCD containing as degrees of freedom S -wave quarkonia, nucleons and pions at energies of order m_π , much below $\Lambda_\chi \sim 1$ GeV, the scale of dynamical chiral symmetry breaking. Since the masses of the nucleon and S -wave quarkonia are close or above Λ_χ , a nonrelativistic formulation for both fields is convenient [39]. In the following, we write the Lagrangian density necessary for nucleon- S -wave quarkonium scattering up to terms of $\mathcal{O}(m_\pi^3/\Lambda_\chi^3)$, consistent with chiral symmetry, C and P invariance and rotational symmetry (and Lorentz invariance in the Goldstone boson sector).

As a basic building block we use the unitary matrix $U(x)$ to parametrize the Goldstone boson fields:

$$u^2 = U = e^{i\Phi/F}, \quad \Phi = \begin{pmatrix} \pi^0 & \sqrt{2}\pi^+ \\ \sqrt{2}\pi^- & -\pi^0 \end{pmatrix}. \quad (1)$$

At leading order, F may be identified with the pion decay constant $F_\pi = 92.419$ MeV. The most convenient choice of fields for the construction of the effective Lagrangian is given by $u_\mu = i \{u^\dagger, \partial_\mu u\}$ and $\chi_\pm = u^\dagger \chi u^\dagger \pm u \chi^\dagger u$, where $\chi = 2B\hat{m}\mathbb{1}$, with B being related to the vacuum quark condensate and \hat{m} is the average of the u and d quark masses. We work in the isospin limit, $m_u = m_d \equiv \hat{m}$; in this limit, the pion mass is $m_\pi^2 = 2B\hat{m} \approx (135 \text{ MeV})^2$. The Lagrangian density for the Goldstone boson sector at leading order is given by

$$\mathcal{L}^\pi = \frac{F^2}{4} (\langle u_\mu u^\mu \rangle + \langle \chi_+ \rangle), \quad (2)$$

where $\langle \dots \rangle$ means trace over flavor. We are interested only in the S -wave color-singlet quarkonia states. These can be spin singlet or spin triplet. Since the spin-dependent interactions are suppressed by the heavy quark mass and are beyond the accuracy we are aiming

for, these two states can be taken as degenerate and we will represent them both with a 0^{-+} field ϕ . The kinetic part of the ϕ Lagrangian density is

$$\mathcal{L}^\phi = \phi^\dagger \left(i\partial_0 + \frac{\nabla^2}{2\hat{m}_\phi} \right) \phi. \quad (3)$$

Since the ϕ field is scalar under chiral symmetry, the ϕ -pion interactions are described by

$$\mathcal{L}^{\phi-\pi} = \frac{F^2}{4} \phi^\dagger \phi \left(c_{d0} \langle u_0 u_0 \rangle + c_{di} \langle u_i u^i \rangle + c_m \langle \chi_+ \rangle \right), \quad (4)$$

where the low-energy constants c_{d0} , c_{di} and c_m can be determined by using the QCD trace anomaly [18] for sufficiently compact quarkonia:

$$c_{d0} = -\frac{4\pi^2\beta}{b}\kappa_1, \quad c_{di} = -\frac{4\pi^2\beta}{b}\kappa_2, \quad c_m = -\frac{12\pi^2\beta}{b}. \quad (5)$$

with β the chromopolarizability of the S -wave quarkonium state, b is the first coefficient of the QCD beta function, $b = (11N_c - 2N_f)/3$, where $N_c = 3$ and $N_f = 3$ are the number of colors and of active flavors at the quarkmonium state scale, respectively, and $\kappa_1 = 2 - 9\kappa/2$, $\kappa_2 = 2 + 3\kappa/2$. Here, κ is a parameter that can be obtained from pionic transitions of quarkonium states. We will use the value $\kappa = 0.186(9)$, extracted from $\psi' \rightarrow J/\psi \pi^+ \pi^-$ decays [40]. The expressions in Eq. 5 Eq. (5) are valid up to corrections of $\mathcal{O}(\alpha_s)$ [41] stemming from considering higher order terms in the QCD beta function appearing in the trace of the QCD energy-momentum tensor.

The nucleons form an isospin doublet. The nucleon sector, including couplings to pions, is described by a Lagrangian density that reads [42, 43]

$$\mathcal{L}^N = N^\dagger \left(iD_0 + \frac{\mathbf{D}^2}{2\hat{m}_N} \right) N - \frac{g_A}{2} N^\dagger \mathbf{u} \cdot \boldsymbol{\sigma} N. \quad (6)$$

The covariant derivative acting on the nucleon fields is defined as [42] $D_\mu N = \partial_\mu N + \Gamma_\mu N$, with $\Gamma_\mu = \frac{1}{2} [u^\dagger, \partial_\mu u]$.

The last pieces of the effective Lagrangian are contact terms with nucleons and S -wave quarkonium, which we write as

$$\begin{aligned} \mathcal{L}^{\phi-N} = & -c_0 N^\dagger N \phi^\dagger \phi - d_m \langle \chi_+ \rangle N^\dagger N \phi^\dagger \phi - d_1 \nabla (N^\dagger N) \cdot \nabla (\phi^\dagger \phi) \\ & - d_2 \left(N^\dagger \overleftrightarrow{\mathbf{D}} N \right) \cdot \left(\phi^\dagger \overleftrightarrow{\nabla} \phi \right) - d_3 \mathbf{D} N^\dagger \cdot \mathbf{D} N \phi^\dagger \phi - d_4 N^\dagger N \nabla \phi^\dagger \cdot \nabla \phi, \end{aligned} \quad (7)$$

with $\overleftrightarrow{\nabla} = \overleftarrow{\nabla} - \overrightarrow{\nabla}$ and analogously for $\overleftrightarrow{\mathbf{D}}$. There are further next-to-leading order (NLO) terms coupling ϕ - N and pions but we only display the ones that do not vanish in the vacuum configuration ($u = \mathbb{1}$).

We adopt a standard chiral counting, with $\partial_0 \sim \partial_i \sim m_\pi$, and low-energy constants of $\mathcal{O}(\Lambda_\chi^{4-k})$ where k is the dimension of the accompanying operator. Thus, the scaling of low-energy constants in Eq. (7) is $c_0 \sim 1/\Lambda_\chi^2$, and d_m as well as d_i , $i = 1, \dots, 4$, scale as $d_m, d_i \sim 1/\Lambda_\chi^4$. This power counting setup is equivalent to Weinberg's power counting in nucleon-nucleon EFT. Moreover, we will count the quarkonium and nucleon mass as $m_N \sim m_\phi \sim \Lambda_\chi$. A more refined counting, taking into account $\Lambda_\chi \sim m_N < m_\phi$, is not required at the precision we aim for.

III. POTENTIAL QUARKONIUM-NUCLEON EFT

The QNEFT introduced in Sec. II describes the interaction of nucleons and S -wave quarkonia with relative momentum $\sim m_\pi$. However, the quarkonium-nucleon dynamics occurs at the energy scale $E \sim m_\pi^2/\Lambda_\chi$. For energies $E \sim m_\pi^2/\Lambda_\chi \ll m_\pi$, the pion fields can be integrated out. This integration produces quarkonium-nucleon potentials and redefinitions of the low-energy constants. The Lagrangian density for pQNEFT reads as follows

$$\begin{aligned} \mathcal{L}^{\text{pQNEFT}} = & N^\dagger \left(i\partial_0 + \frac{\nabla^2}{2m_N} \right) N + \phi^\dagger \left(i\partial_0 + \frac{\nabla^2}{2m_\phi} \right) \phi - C_0 N^\dagger N \phi^\dagger \phi - D_1 \nabla (N^\dagger N) \cdot \nabla (\phi^\dagger \phi) \\ & - D_2 \left(N^\dagger \overleftrightarrow{\nabla} N \right) \cdot \left(\phi^\dagger \overleftrightarrow{\nabla} \phi \right) - D_3 \nabla N^\dagger \cdot \nabla N \phi^\dagger \phi - D_4 N^\dagger N \nabla \phi^\dagger \cdot \nabla \phi \\ & - \int d^3r N^\dagger N(t, \mathbf{x}_1) V(\mathbf{x}_1 - \mathbf{x}_2) \phi^\dagger \phi(t, \mathbf{x}_2), \end{aligned} \quad (8)$$

with $\mathbf{r} = \mathbf{x}_1 - \mathbf{x}_2$.

The nucleon and S -wave quarkonium masses receive contributions from operators proportional to the quark masses as well as from pion loop contributions. These matching contributions can be found in Ref. [44] and Ref. [18] for the nucleon and S -wave quarkonium masses respectively. Up to contributions of $\mathcal{O}((m_\pi/\Lambda_\chi)^3)$, they are given by¹

$$m_N = \hat{m}_N - 4c_1 m_\pi^2 - \frac{3g_A^2 m_\pi^3}{32\pi F^2}, \quad (9)$$

$$m_\phi = \hat{m}_\phi - F^2 c_m m_\pi^2. \quad (10)$$

The matching contributions to the quarkonium-nucleon contact terms and potential up to next-to-next-to-leading order (N²LO) are shown in Fig. 1. The LO contribution is formed

¹ The nucleon and quarkonium masses in Refs. [18, 44] are computed to higher accuracy, we reproduce only those terms that will be needed in this work.

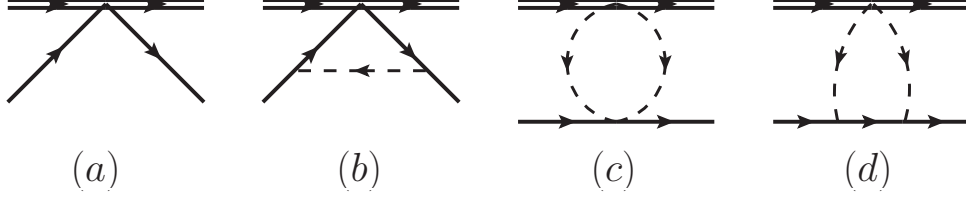


Figure 1. Diagrams contributing to nucleon- S -wave quarkonium scattering. Double, single and dashed lines correspond to quarkonium, nucleon and pions respectively.

by the contact term proportional to c_0 from the Lagrangian (7), diagram (a) in Fig. 1. The NLO contribution is given by the operators proportional to d_m and d_i , $i = 1, \dots, 4$, as well as the one-pion exchange between the nucleon legs, diagram (b) in Fig. 1. The ultraviolet divergence in diagram (b) can be renormalized in the $\overline{\text{MS}}$ scheme by

$$d_m \rightarrow d_m + \frac{9g_A^2 c_0}{256\pi^2 F^2} \lambda, \quad \lambda = 2/(4-d) + 1 - \gamma_E + \log 4\pi, \quad (11)$$

with γ_E being the Euler's constant. The N³LO terms correspond to the two-pion exchange diagram in Fig. 1. Diagram (c) cancels due to the isospin structure of the vertices: the two-pion- ϕ vertex requires both pions to carry the same isospin while the two-pion-nucleon vertex has the two pions necessarily with different isospin.

Diagram (d) generates a potential interaction as well as local terms. We separate the local and nonlocal contributions of diagram (d) using a dispersive representation, the details of which can be found in Appendix A and assign the local terms to the contact interactions. The matching reads:

$$C_0 = c_0 + 4m_\pi^2 d_m + \frac{9g_A^2 m_\pi^2 c_0}{64\pi^2 F^2} \left(\log \frac{m_\pi^2}{\nu^2} + \frac{2}{3} \right) + \frac{3g_A^2 m_\pi^3}{64\pi F^2} (5c_{di} - 3c_m), \quad (12)$$

$$D_1 = d_1 + \frac{g_A^2 m_\pi}{256\pi F^2} (23c_{di} - 5c_m), \quad (13)$$

$$D_j = d_j \quad \text{for } j = 2, 3 \text{ and } 4, \quad (14)$$

$$V(r) = \frac{3g_A^2}{128\pi^2 F^2 r^6} e^{-2m_\pi r} \{ c_{di} [6 + m_\pi r (2 + m_\pi r) (6 + m_\pi r (2 + m_\pi r))] + c_m m_\pi^2 r^2 (1 + m_\pi r)^2 \}, \quad (15)$$

with ν being the renormalization scale. Expanding the potential for long distances, $r \gg (2m_\pi)^{-1}$, we obtain the expression

$$V(r) = \frac{3g_A^2 m_\pi^4 (c_{di} + c_m)}{128\pi^2 F^2} \frac{e^{-2m_\pi r}}{r^2}. \quad (16)$$

The $e^{-2m_\pi r}/r^2$ falloff was obtained previously in the large N_c limit in the context of a chiral soliton model [45, 46]. Nevertheless, to our knowledge, our derivation of Eq. (16) is the first model-independent determination within a first-principles EFT framework.

IV. EFFECTIVE RANGE EXPANSION PARAMETERS

In pQNEFT we can compute the S -wave nucleon-quarkonium scattering amplitude. For this we will need the contribution of the n -bubble diagrams for the C_0 contact interaction, which are given by

$$\mathcal{A}^{n\text{-bubble}} = -C_0 \left(-\frac{i\mu p C_0}{2\pi} \right)^n, \quad (17)$$

where $\mu = m_\phi m_N / (m_\phi + m_N)$ is the reduced mass of the system, and $p = \sqrt{2\mu E}$ and E are the center of mass (c.m.) momenta and energy. The S -wave scattering amplitude² to N³LO reads

$$\mathcal{A}_S^{(0)} = -C_0, \quad (18)$$

$$\mathcal{A}_S^{(1)} = -C_0 \left(-\frac{i\mu p C_0}{2\pi} \right), \quad (19)$$

$$\mathcal{A}_S^{(2)} = -2(D_1 + D_2)p^2 - C_0 \left(-\frac{i\mu p C_0}{2\pi} \right)^2, \quad (20)$$

$$\mathcal{A}_S^{(3)} = -C_0 \left(-\frac{i\mu p C_0}{2\pi} \right)^3 - \tilde{V}_S(p), \quad (21)$$

where the superscript (k) in $\mathcal{A}_S^{(k)}$ indicates the suppression relative to the leading order amplitude in powers $(m_\pi/\Lambda_\chi)^k$, and $\tilde{V}_S(p)$ is the projection of the potential in momentum space on the S -wave channel:

$$\begin{aligned} \tilde{V}_S(p) = & \frac{3g_A^2 m_\pi^3}{32\pi F^2} \left\{ \left[\left(\frac{m_\pi}{p} + \frac{2p}{3m_\pi} \right) (c_{di} - c_m) + \left(\frac{2p}{3m_\pi} + \frac{4p^3}{5m_\pi^3} \right) c_{di} \right] \arctan \frac{p}{m_\pi} \right. \\ & \left. + \frac{1}{30} \frac{m_\pi^2}{p^2} (5c_m - 7c_{di}) \log \left(1 + \frac{p^2}{m_\pi^2} \right) - \frac{1}{60} \left(46 + \frac{67p^2}{m_\pi^2} \right) c_{di} + \frac{5}{12} \left(2 + \frac{p^2}{m_\pi^2} \right) c_m \right\}. \end{aligned} \quad (22)$$

For $(m_\pi/\Lambda_\chi)^4$ precision, we would need higher order contact terms in the QNEFT Lagrangian in Eq. (7), with four derivatives or pion mass insertions; additional 2-pion loop diagrams, analogous to the diagram (c) of Fig. 1, with NLO pion-nucleon vertices instead of LO ones;

² The partial-wave decomposition of the scattering amplitude is defined as $\mathcal{A}_l(p) = \frac{1}{2} \int_{-1}^{+1} dx P_l(x) \mathcal{A}(p, x)$.

and the contributions to the nucleon and quarkonium masses up to the aforementioned order. Corrections to the pion-nucleon axial vector coupling and to higher order two-pion-quarkonium vertices contribute only starting at order $(m_\pi/\Lambda_\chi)^5$. Four-pion exchanges appear at most at $(m_\pi/\Lambda_\chi)^5$ precision. Two-kaon and two- η exchanges are suppressed by two mechanisms: diagram (d) in Fig. 1 is not allowed because the nucleon cannot emit a meson with strangeness unless it transitions into a hyperon and diagram (c) vanishes at leading order in an analogous way as for pion exchanges. Furthermore, the two-kaon and two- η exchange contributions are suppressed by powers of (m_π/m_K) and (m_π/m_η) respectively.

The effective range expansion (ERE) parametrizes the low-energy scattering amplitudes. To fix the convention, let us write the on-shell S-matrix for a particular partial wave l as:

$$\mathcal{A}_l^{ERE} = \frac{2\pi}{\mu} \frac{1}{p \cot \delta_l - ip}, \quad (23)$$

where δ_l is the phase shift. The ERE is defined as

$$p^{2l+1} \cot \delta_l = -\frac{1}{a_l} + \frac{1}{2} r_l p^2 + \dots \quad (24)$$

We expand the S -wave ERE amplitude for small p

$$\mathcal{A}_S^{ERE} = -\frac{2\pi}{\mu} a_0 + \frac{2\pi}{\mu} a_0^2(ip) + \frac{2\pi}{\mu} \left(a_0^3 - \frac{1}{2} r_0 a_0^2 \right) p^2 + \dots, \quad (25)$$

and match it to the pNQEFT amplitude of Eqs. (18)-(21) to obtain the scattering length and effective range [47]:

$$a_0 = \frac{\mu}{2\pi} \left[c_0 + 4d_m m_\pi^2 + \frac{9g_A^2 m_\pi^2 c_0}{64\pi^2 F^2} \left(\log \frac{m_\pi^2}{\nu^2} + \frac{2}{3} \right) + \frac{3g_A^2}{64\pi F^2} m_\pi^3 (5c_{di} - 3c_m) \right], \quad (26)$$

$$r_0 = \frac{8\pi}{\mu c_0^2} \left[(d_1 + d_2) + \frac{g_A^2}{256\pi F^2} m_\pi (23c_{di} - 5c_m) \right]. \quad (27)$$

Note that the reduced mass is in terms of the physical quarkonium and nucleon masses, which also carry a dependence on m_π , that needs to be taken into account for chiral extrapolations. This dependence can be found in Eqs. (9) and (10) up to the accuracy required in Eqs. (26) and (27).

V. COMPARISON WITH THE SCATTERING LENGTH FROM LATTICE QCD

The S -wave quarkonium-nucleon scattering lengths have been studied in the lattice using Lüscher's phase-shift formula in the quenched approximation in Refs. [27, 29] and in full QCD in Ref. [28].

Reference		Channel	a_0 [fm]	c_0 [GeV $^{-2}$]	d_m [GeV $^{-2}$]
[27]	PSF	η_c	$-0.70(66)$	$-31(29)$	Quenched
		J/ψ	$-0.71(48)$	$-31(21)$	
	LLE	η_c	$-0.39(14)$	$-17(6)$	
		J/ψ	$-0.39(14)$	$-17(6)$	
[29]		η_c	$-0.25(5)$	$-8(2)$	Quenched
		J/ψ	$-0.35(6)$	$-12(3)$	
[28]		η_c	$-0.18(9)$	$-9.7(1.2)$	$14.7(4.8)$
		J/ψ	$-0.40(80)$	$-12(18)$	$-100(80)$
[12]		$\beta_{J/\psi}$ [GeV $^{-3}$]			
		2	-0.37	-16.5	
		0.24	-0.05	-2.0	

Table I. Summary of the estimates of the low-energy constants c_0 and d_m discussed in the text. In the upper panel, estimates from lattice determinations of the S -wave scattering lengths a_0 , and in the lower panel, estimates from the model in Ref. [12] with the J/Ψ polarizability β as in that reference (upper value) and taken from our fit of the potential in Eq. (29) (lower value). In quenched lattice simulations the value of d_m can not be determined. The values for the scattering lengths for the Ref. [28] entry correspond to the extrapolation to the physical point of our own fit, see Fig 2. The scattering lengths for the J/ψ channels correspond always to spin averaged values.

In Ref. [27] the scattering lengths of charmonia (η_c and J/ψ) with light hadrons (π , ρ and N) were studied in quenched lattice QCD at three different lattice volumes using Lüscher's phase-shift formula. The full Phase Shift Formula (PSF) as well as a Leading Large L (LLE) expansion were employed to extract the scattering lengths from the energy shifts of the system with respect to the sum of the quarkonium and hadron masses. Three different hopping parameters for the light hadrons were used, corresponding to three different pion (and nucleon) masses. Nevertheless, no appreciable light-quark mass dependence was found for the values of the energy shifts in the quarkonium-nucleon channels. A possible explanation for this behavior, aside from the fact that the simulations are carried out in a quenched approximation, can be derived from our result for the scattering length in Eq. (26); at leading order the scattering length has no light-quark mass dependence and the expected

size of the light-quark mass dependent subleading contributions to the scattering length is much smaller than the size of the uncertainties of the lattice simulations. Thus, we compare our leading order scattering length with the results extrapolated in to the physical point presented in Ref. [27] and extract the value of c_0 . The results can be found in the first entry of Table I. Note that we have adjusted the sign of the scattering lengths to match our convention in Eq. (24).

The authors in Ref. [29] report the values of the scattering length of charmonia (η_c and J/ψ) with nucleons in the second entry of Table I with an error of the order of 25% . The uncertainties are in this case also larger than the expected size of the subleading contributions to the scattering length, thus only the value of c_0 can be estimated, which may explain why in Ref. [29] also no dependence on the light-quark mass of the scattering lengths was observed. Using the lowest pion mass results in that reference, $m_\pi = 0.64$ GeV ($m_N = 1.43$ GeV), we obtain the values for c_0 presented in Table I. A value of 1 fm for the effective range was also reported in Ref. [29] for both channels with $\sim 50\%$ uncertainty. Using our leading order expression for the effective range we arrive at the estimates $d_1 + d_2 = 13$ GeV $^{-4}$ for the η_c channel and $d_1 + d_2 = 26$ GeV $^{-4}$ for the J/ψ channel with about 60% uncertainty.

The scattering lengths of charmonia (η_c and J/ψ) with light hadrons (π , ρ and N) in full QCD were computed in Ref. [28]. The Fermilab formulation was used for charm quarks, domain-wall fermions for the light-quarks and staggered sea quarks. Four different light-quark masses were used. We fit our expression up to NLO for the scattering length of Eq. (26) to the lattice data for the η_c -N and J/ψ -N channels. The fit is obtained by minimizing a χ^2 distribution.

At NLO the scattering lengths receive contributions from the light-quark mass dependence of the quarkonium and nucleon masses. For the nucleon mass we have used the parameters from fit I of Ref. [44], $\hat{m}_N = 0.891(4)$ GeV, $c_1 = -0.79(5)$ GeV $^{-1}$. We use the values of β from Eq. (29). The quarkonia bare masses are fixed by imposing that Eq. 10 reproduces the PDG values [48] ($m_{\eta_c} = 2.9834$ GeV, $m_{J/\psi} = 3.0969$ GeV) at the physical pion mass ($m_\pi = 0.135$ GeV). We plot the fits in Fig. 2. The values we obtain are in the third entry of Table I. The uncertainties are estimated as the range of values of a parameter that keeps $\chi^2_{d.o.f} < 1$ while keeping the other fixed. We can see that the data does not allow to meaningfully constrain the value of d_m .

The contact interaction c_0 can also be estimated using the model calculation of Ref. [12].

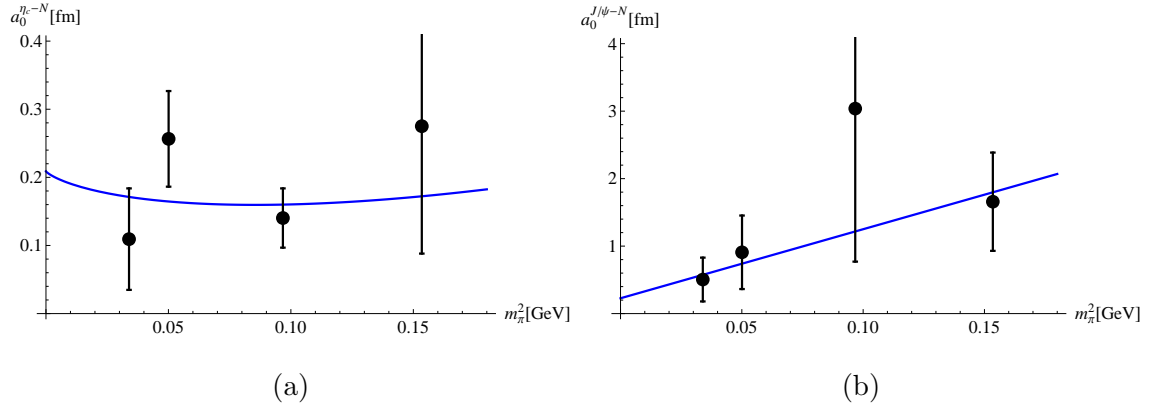


Figure 2. Fits of the NLO scattering lengths (blue line) as a function of the light-quark mass to the lattice data from Ref. [28] (black dots). Left- and right-hand panels correspond to the η_c -N and spin averaged J/ψ -N channels respectively.

In this reference the low-energy interaction of the J/ψ with nucleons was estimated assuming the multipole expansion for quarkonium interaction with soft gluons and the soft gluon coupling to the nucleon was determined by the anomaly in the trace of the QCD energy-momentum tensor up to an unknown constant $C \geq 1$. If we identify the scattering amplitude of Ref. [12] (with a nonrelativistic normalization) to our leading order amplitude we obtain the following estimate for the contact interaction

$$c_0 = -\frac{4\pi^2}{9} (1 + C) \beta_{J/\psi} m_N. \quad (28)$$

In the lower panel of Table I we give the value of c_0 using Eq. (28) with $C = 1$ as suggested in Ref. [12]. We use two values for the J/ψ polarizability, the first is the one used in Ref. [12], and the second the one obtained in our fit of the potential in Eq. (29). It should be noted that the quarkonium polarizability in Eq. (28) cannot be straightforwardly identified with the one appearing in Eq. (5). In general, the quarkonium polarizability depends on the momentum, for distances larger than the inverse of intrinsic energy scale of the quarkonium, i.e. the binding energy, the polarizability can be approximated by the zero momentum case (usually called static polarizability in electromagnetic systems), which is the case assumed for the polarizability in Eq. (28) and fitted in Sec. VI. However, at shorter distances, such as in the case considered in Ref. [12], the momentum dependence may produce values of the polarizability different from the one fitted in Sec. VI.

It is interesting to compare the results, in Table I, for c_0 and d_m obtained from the comparison with the different lattice references. There is a moderately large variation in the

values obtained for c_0 , nevertheless the larger values also have larger uncertainties. Due to these uncertainties the different values for c_0 are not in strong contradiction. From naive dimensional analysis we expect $c_0 \sim \Lambda_\chi^{-2} \sim 1.2 \text{ GeV}^{-2}$, which is compatible, within the uncertainties, with the values in Table I, albeit these lay in the upper range of the natural size. The natural size for $d_1 + d_2 \sim 3 \text{ GeV}^{-4}$ is smaller than our only estimate from a lattice determination of the effective range, this however carry even larger uncertainties than the scattering length ones. If values for the low-energy constants exceeding by an order of magnitude the dimensional analysis estimates are confirmed by future more precise lattice studies, a different power counting should be adopted. Enhanced contact interactions can be accommodated using the PDS scheme of Refs. [47, 49] or by the explicit introduction of nonscattering quarkonium-nucleon states as degrees of freedom as in Refs. [50, 51].

VI. COMPARISON WITH THE HAL QCD METHOD POTENTIAL

The η_c - and J/ψ -nucleon potential has been calculated in the HAL QCD method. In this approach the potential is computed in the lattice from the equal-time Bethe-Salpeter amplitude through the effective Schrödinger equation. The lattice simulations were performed in quenched [29] and unquenched [30, 31]. We will focus in the unquenched results since those are the ones that most directly correspond to our potential, however the authors in Ref. [30] report that there is neither quantitative or qualitative differences between the quenched and unquenched results within statistical errors.

The unquenched simulations were carried out using $2 + 1$ -flavor gauge configurations generated by the PACS-CS Collaboration on lattices of size $32^3 \times 64$ with Iwasaki gauge action at $\beta = 1.9$, which correspond to a lattice spacing of $a^{-1} \approx 2.18 \text{ GeV}$, and the nonperturbatively $\mathcal{O}(a)$ improved Wilson fermions with $c_{SW} = 1.715$. The lightest quark masses correspond to $m_\pi = 0.41 \text{ GeV}$ ($m_N = 1.2 \text{ GeV}$) and the charm mass corresponds to $m_{\eta_c} = 2.99 \text{ GeV}$ and $m_{J/\psi} = 3.10 \text{ GeV}$.

The lattice data extends to fairly short distances of about $\sim 0.2 \text{ fm}$, which correspond to momentum transfers far beyond the applicability of our EFT approach, so we will compare our potential in Eq. (15) only with data at $r \gtrsim 0.4 \text{ fm}$ corresponding to momentum transfers $|\mathbf{k}| \lesssim 0.5 \text{ GeV}$. The value of the axial coupling and the pion decay constants in the chiral limit are taken as $g_A = 1.2$ and $F = 0.0862 \text{ GeV}$ from Ref. [52] and [53] respectively. We

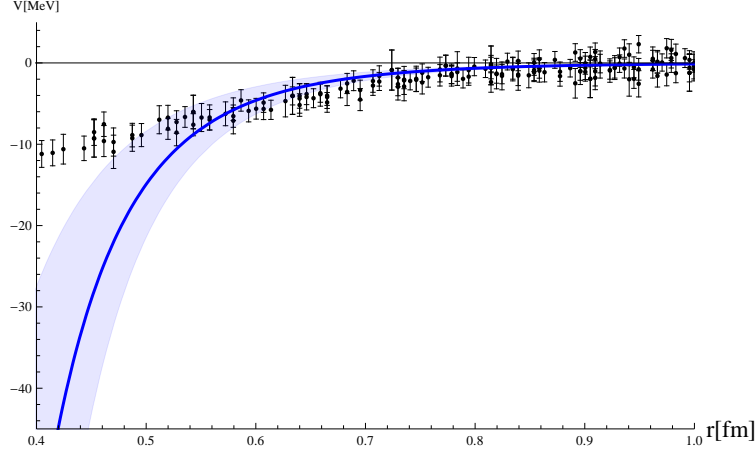


Figure 3. Comparison of the η_c -nucleon potential obtained with unquenched simulations from Ref. [30] (black dots) with our result for the nonlocal part of the potential in Eq. (15) (blue line). The light blue band displays the theoretical uncertainty due higher order contributions suppressed by a factor of order $(r\Lambda_\chi)^{-1}$ with respect to the leading terms.

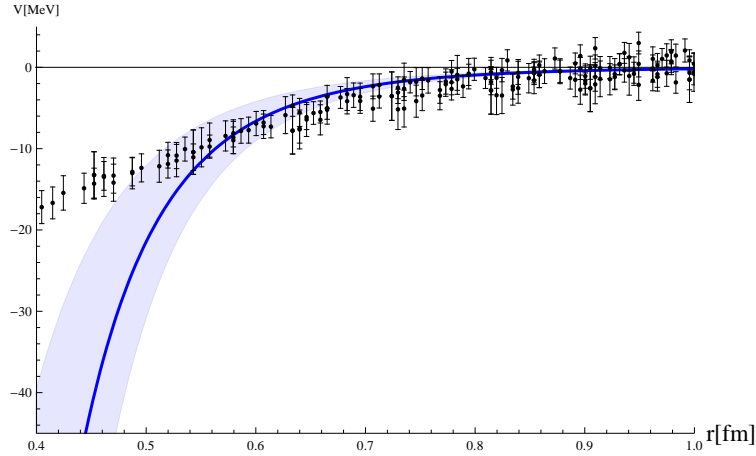


Figure 4. Comparison of the J/ψ -nucleon potential obtained with unquenched simulations from Ref. [30] (black dots) with our result for the nonlocal part of the potential in Eq. (15) (blue line). The light blue band displays the theoretical uncertainty due higher order contributions suppressed by a factor of order $(r\Lambda_\chi)^{-1}$ with respect to the leading terms.

use the same value of the pion mass $m_\pi = 0.410$ GeV as the lattice simulations.

We use the expressions of the pion-quarkonium couplings in Eq. (5) in the expression of the potential in Eq. (15) and arrive to an expression with the polarizability β as the only free parameter. We fit the potentials to the lattice data and obtain the value for the

	c_{d0} [GeV $^{-3}$]	c_{di} [GeV $^{-3}$]	c_m [GeV $^{-3}$]
$\beta_{\eta_c} = 0.17$ GeV $^{-3}$	-0.83	-1.71	-2.24
$\beta_{J/\psi} = 0.24$ GeV $^{-3}$	-1.17	-2.42	-3.16

Table II. Values of the pion-quarkonium couplings according to the expressions in Eq. (5) for the values of the polarizabilities, in Eq. (29), obtained from the fit of the potential to the lattice data of Ref. [30].

polarizabilities. The fit is obtained by minimizing a χ^2 distribution where to the statistical errors of the lattice we add the theoretical uncertainties. The values of the polarizabilities from the fit vary depending on the range r used, but stabilize for ranges with lower r cutoff of the order of 0.50 fm. We consider the range $0.5 < r < 1.4$ fm a good compromise between using the most lattice data and obtaining a stable fit. The values of the charmonium polarizabilities obtained are

$$\beta_{\eta_c} = 0.17 \text{ GeV}^{-3}, \quad \chi_{d.o.f}^2 = 0.7, \quad \beta_{J/\psi} = 0.24 \text{ GeV}^{-3}, \quad \chi_{d.o.f}^2 = 0.7, \quad (29)$$

The corresponding values of the pion-quarkonium couplings are shown in Table II.

Note that the $\chi_{d.o.f}^2$ does not include the theoretical uncertainty. In Fig. 3 we compare the η_c -nucleon potential obtained with the HAL QCD method with the potential in Eq. (15). In Fig. 4 we show the analogous comparison with the lattice J/ψ -nucleon potential. The light-blue band displays the theoretical uncertainty, which we estimate by adding or subtracting contributions suppressed by a factor $(r\Lambda_\chi)^{-1}$ with respect to our potential. The discussion regarding the subleading contributions can be found in Sec. III in the paragraph following Eq. (22). The values of the polarizability obtained from the fit can be compared to the perturbative (pNR)QCD calculation in Refs. [15, 16, 18]. The values of β from the fit are reproduced by the perturbative QCD formula for the values $\alpha_s = 1.3$ and $\alpha_s = 1.2$ for the η_c and J/ψ respectively.

In Fig. 5 we plot our potential for three pion masses, $m_\pi = 0.410$ GeV, $m_\pi = 0.275$ GeV and $m_\pi = 0.545$ GeV together with the lattice data. We find that the variation of the potential is small compared to the uncertainties of the lattice data. In Refs. [29, 30] it was noted that the unquenched results for the potential showed small variations with the light-quark mass which is consistent with our results. In Ref. [33] the progress on an improved determination of the quarkonium-nucleon potential, based also HAL QCD method, in which

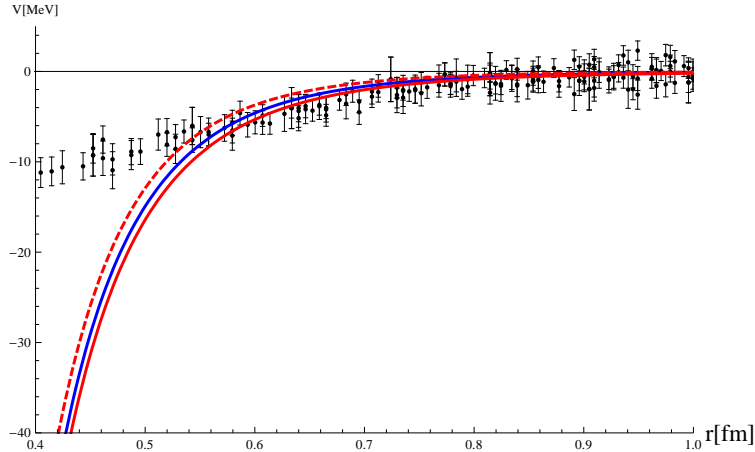


Figure 5. Comparison of the nonlocal part of the η_c -nucleon potential for different pion masses with the results from unquenched simulations from Ref. [30] (black dots). The blue line corresponds to $m_\pi = 0.410$ GeV, the red line to $m_\pi = 0.275$ GeV, and the red dashed line to $m_\pi = 0.545$ GeV. The differences in the potential for the three different pion masses are small compared to the uncertainties of the lattice data.

ground state saturation is more easily achieved, was reported. No significant difference with Refs. [29, 30] was noted.

VII. CONCLUSIONS

We have developed an EFT description of the S -wave quarkonium-nucleon system and obtained the quarkonium-nucleon potential, scattering length and effective range up to $\mathcal{O}(m_\pi^3/\Lambda_\chi^3)$ accuracy. We have compared our results with lattice QCD studies of quarkonium-nucleon system. In Sec. II we have constructed the quarkonium-nucleon EFT (QNEFT), at energies of order $E \sim m_\pi$, much below Λ_χ by writing the most general Lagrangian with one quarkonium, one nucleon and pions consistent with chiral symmetry, C and P invariance and rotational symmetry (and Lorentz invariance in the pion sector). We have adopted a power counting given by dimensional analysis, equivalent to Weinberg's power counting in nucleon-nucleon EFTs. We have noted that the quarkonium-nucleon dynamics occurs at a lower energy scale $E \sim m_\pi^2/\Lambda_\chi$. We have integrated out the $E \sim m_\pi$ modes and matched QNEFT to a lower energy EFT which we called potential QNEFT (pQNEFT) in Sec. III. In this EFT there are no longer dynamical pion fields and its effects are taken into account

through potential interactions and redefinitions of the low-energy constants. In Sec. IV we have computed the quarkonium-nucleon S -wave scattering amplitude in pQNEFT and obtained the expressions for the scattering length and effective range including the light-quark mass dependence.

In Sec. V we have compared our result for the scattering length with the lattice QCD determinations of Refs. [27–29] and extracted the value of the leading quarkonium-nucleon contact term coefficient c_0 . There is significant dispersion on the values of c_0 obtained from the different sources of lattice data, however results are consistent within uncertainties. The most accurate determinations of c_0 point to a value of $c_0 \approx 8\text{GeV}^{-2}$ which is on the upper band of the size range expected from dimensional analysis. Therefore, Weinberg’s power counting seems to be consistent with the lattice data but alternative power counting schemes allowing for enhanced contact terms are not ruled out.

We have compared our results for the quarkonium-nucleon potential obtained from the HAL QCD method in Sec. VI. Fitting our potential to the data of Refs. [29, 30] we determine the value of the polarizability of the J/Ψ and the η_c , $\beta_{J/\psi} = 0.24\text{ GeV}^{-3}$ and $\beta_{\eta_c} = 0.17\text{ GeV}^{-3}$ respectively. Both in the comparisons of the potential and the scattering length we have found that the light-quark mass dependence is not appreciable with the current accuracy of the data.

Let us now comment on the implication of the results of Sec. V in the possibility of the existence of quarkonium-nucleon bound states. In order for poles to appear in the scattering amplitude one would need to resum the scattering amplitude in Eqs.(18)-(21) with respect to the LO result. Up to N²LO the resummed amplitude is equivalent to the ERE and the nonlocal two-pion exchange potential appears only at N³LO. Therefore, the position of the pole is given at leading order is $ip_b \sim -\frac{2\pi}{\mu c_0}$, which for our best estimates of c_0 takes the value $ip_b \sim 1\text{GeV}$ far beyond the range of applicability of our EFT. Finally, it is interesting to compare with the binding energies in the quarkonium-nucleon system obtained in Ref. [32]. In this work the heavy-quark-antiquark static potentials with a background hadron were obtained in a lattice QCD simulation at a pion mass of about 223 MeV. The authors report a binding energy between nucleon and $1S$ -charmonium of -2.4 MeV . This corresponds to relative momentum $p_b \sim 58\text{ MeV}$, much smaller than our previous estimate and corresponds to larger values of c_0 than any found in Table I.

Acknowledgments

We thank Taichi Kawanai for providing us access to the lattice data for the charmonium-nucleon potential and Nora Brambilla and Antonio Vairo for reading the manuscript and suggestions. J.T.C has been supported by the DFG and the NSFC through funds provided to the Sino-German CRC 110 “Symmetries and the Emergence of Structure in QCD” and by the DFG cluster of excellence “Origin and Structure of the Universe” and by the Spanish MINECO’s grants Nos. FPA2014-55613-P, FPA2017-86989-P and SEV-2016-0588. The work of G.K. was partially financed by Conselho Nacional de Desenvolvimento Científico e Tecnológico - CNPq, Grant No. 305894/2009-9 and No. 464898/2014-5 (INCT Física Nuclear e Aplicações), and Fundação de Amparo à Pesquisa do Estado de São Paulo Grant No. 2013/01907-0.

Appendix A: Potential in coordinate space

The two-pion exchange diagram (d) in Fig. 1 contains both local and nonlocal (potential) contributions. A dispersive representation is a natural form to split the short- and long-range contributions in momentum space, as well as a convenient way to obtain a coordinate space representation of a potential. Let \mathbf{p} and \mathbf{p}' be the c.m. momenta of the incoming and outgoing nucleon and $\mathbf{k} = \mathbf{p} - \mathbf{p}'$ the momentum transfer. The amplitude corresponding to diagram (d) in Fig. 1 is given by

$$\begin{aligned} \mathcal{A}_{(d)} = & -\frac{3g_A^2 m_\pi^3}{32\pi F^2} \left\{ 2c_{di} \left(1 + \frac{\mathbf{k}^2}{4m_\pi^2} \right) - c_m + \left[c_{di} \left(1 + \frac{\mathbf{k}^2}{2m_\pi^2} \right) - c_m \right] \right. \\ & \times \sqrt{\frac{m_\pi^2}{\mathbf{k}^2}} \left(1 + \frac{\mathbf{k}^2}{2m_\pi^2} \right) \arctan \sqrt{\frac{\mathbf{k}^2}{4m_\pi^2}} \left. \right\}. \end{aligned} \quad (\text{A1})$$

Since the nonanalytic piece of the amplitude diverges as \mathbf{k}^3 for large \mathbf{k} , we need a twice-subtracted dispersive representation. In Ref. [18] such a method was employed to extract the long-distance part of the low-energy $\eta_b - \eta_b$ interaction.

We set the subtraction points at 0. Using partial fractioning we arrive at

$$\begin{aligned} \mathcal{A}(s) = & \mathcal{A}(0) + s \frac{d\mathcal{A}}{ds} \Big|_{s=0} - \frac{s}{\pi} \int_{4m_\pi^2}^{\infty} \frac{\text{Im}\mathcal{A}(s')}{(s')^2} ds' - \frac{1}{\pi} \int_{4m_\pi^2}^{\infty} \frac{\text{Im}\mathcal{A}(s')}{s'} ds' \\ & + \frac{1}{\pi} \int_{4m_\pi^2}^{\infty} \frac{\text{Im}\mathcal{A}(s')}{s' - s - i\epsilon} ds', \end{aligned} \quad (\text{A2})$$

with $s = -\mathbf{k}^2$. Setting $s' = \mu^2 + i\epsilon$ and using that

$$\text{Im} \left[\frac{1}{\epsilon - i\mu} \arctan \left(\frac{\epsilon - i\mu}{2m_\pi} \right) \right] = \frac{\pi}{2\mu} \theta(\mu - 2m_\pi), \quad (\text{A3})$$

we obtain

$$\begin{aligned} -\mathcal{A}_{(d)} = & \frac{3g_A^2 m_\pi^3}{64\pi F^2} (5c_{di} - 3c_m + \sigma_0) + \frac{g_A^2 m_\pi}{256\pi F^2} (23c_{di} - 5c_m + \sigma_1) \mathbf{k}^2 \\ & + \frac{3g_A^2 m_\pi^3}{64\pi F^2} \int_1^\infty dx \frac{[c_{di}(1-2x^2) - c_m](1-2x^2)}{x^2 + \frac{\mathbf{k}^2}{4m_\pi^2}}, \end{aligned} \quad (\text{A4})$$

where

$$\sigma_0 = -4 \int_1^\infty dx \frac{1}{x} [c_{di}(1-2x^2) - c_m] (1-2x^2), \quad (\text{A5})$$

$$\sigma_1 = \frac{16}{3} \int_1^\infty dx \frac{1}{x^4} [c_{di}(1-2x^2) - c_m] (1-2x^2), \quad (\text{A6})$$

are the subtraction constants that can be reabsorbed in the low-energy constants. The nonlocal part of the amplitude is then obtained by subtracting the contact terms from the original amplitude given in Eq. (A1), namely:

$$\begin{aligned} \mathcal{A}_{(d)}^{\text{long}}(\mathbf{k}^2) = & -\frac{3g_A^2 m_\pi^3}{32\pi F^2} \left\{ \left(c_{di} - c_m + c_{di} \frac{\mathbf{k}^2}{2m_\pi^2} \right) \left[\sqrt{\frac{m_\pi^2}{\mathbf{k}^2}} \left(1 + \frac{\mathbf{k}^2}{2m_\pi^2} \right) \arctan \sqrt{\frac{\mathbf{k}^2}{4m_\pi^2}} - \frac{1}{2} \right] \right. \\ & \left. - (c_{di} - c_m) \frac{5\mathbf{k}^2}{24m_\pi^2} \right\}. \end{aligned} \quad (\text{A7})$$

The long-range part of the quarkonium-nucleon potential in momentum space is then given by $\tilde{V}(\mathbf{k}^2) = -\mathcal{A}_{(d)}^{\text{long}}(\mathbf{k}^2)$.

The first two pieces in Eq. (A4) are matched into C_0 and D_1 respectively, and the last term is used to obtain the potential in coordinate space through

$$\begin{aligned} V(r) = & \int \frac{d^3\mathbf{k}}{(2\pi)^3} e^{i\mathbf{k}\cdot\mathbf{r}} \tilde{V}(\mathbf{k}) \\ = & \frac{3g_A^2 m_\pi^5}{64\pi^2 F^2 r} \int_1^\infty dx e^{-2m_\pi r x} [c_{di}(1-2x^2) - c_m] (1-2x^2). \end{aligned} \quad (\text{A8})$$

Performing the integral in x we arrive at the result in Eq. (15).

-
- [1] R. Aaij *et al.* (LHCb), Phys. Rev. Lett. **117**, 082002 (2016), arXiv:1604.05708 [hep-ex].
 - [2] R. Aaij *et al.* (LHCb), Phys. Rev. Lett. **115**, 072001 (2015), arXiv:1507.03414 [hep-ex].

- [3] T. J. Burns, Eur. Phys. J. **A51**, 152 (2015), arXiv:1509.02460 [hep-ph].
- [4] R. A. Briceno *et al.*, Chin. Phys. **C40**, 042001 (2016), arXiv:1511.06779 [hep-ph].
- [5] R. F. Lebed, R. E. Mitchell, and E. S. Swanson, Prog. Part. Nucl. Phys. **93**, 143 (2017), arXiv:1610.04528 [hep-ph].
- [6] A. Ali, J. S. Lange, and S. Stone, Prog. Part. Nucl. Phys. **97**, 123 (2017), arXiv:1706.00610 [hep-ph].
- [7] A. B. Kaidalov and P. E. Volkovitsky, Phys. Rev. Lett. **69**, 3155 (1992).
- [8] M. E. Luke, A. V. Manohar, and M. J. Savage, Phys. Lett. **B288**, 355 (1992), arXiv:hep-ph/9204219 [hep-ph].
- [9] D. Kharzeev, *Selected topics in nonperturbative QCD. Proceedings, 130th Course of the International School of Physics 'Enrico Fermi', Varenna, Italy, June 27-July 7, 1995*, Proc. Int. Sch. Phys. Fermi **130**, 105 (1996), arXiv:nucl-th/9601029 [nucl-th].
- [10] G. F. de Teramond, R. Espinoza, and M. Ortega-Rodriguez, Phys. Rev. **D58**, 034012 (1998), arXiv:hep-ph/9708202 [hep-ph].
- [11] D. Kharzeev, H. Satz, A. Syamtomov, and G. Zinovjev, Eur. Phys. J. **C9**, 459 (1999), arXiv:hep-ph/9901375 [hep-ph].
- [12] A. Sibirtsev and M. B. Voloshin, Phys. Rev. **D71**, 076005 (2005), arXiv:hep-ph/0502068 [hep-ph].
- [13] M. E. Peskin, Nucl. Phys. **B156**, 365 (1979).
- [14] G. Bhanot and M. E. Peskin, Nucl. Phys. **B156**, 391 (1979).
- [15] M. B. Voloshin, Sov. J. Nucl. Phys. **36**, 143 (1982), [Yad. Fiz.36,247(1982)].
- [16] H. Leutwyler, Phys. Lett. **98B**, 447 (1981).
- [17] H. Fujii and D. Kharzeev, Phys. Rev. **D60**, 114039 (1999), arXiv:hep-ph/9903495 [hep-ph].
- [18] N. Brambilla, G. Krein, J. Tarrús Castellà, and A. Vairo, Phys. Rev. **D93**, 054002 (2016), arXiv:1510.05895 [hep-ph].
- [19] M. S. Chanowitz and J. R. Ellis, Phys. Lett. **40B**, 397 (1972).
- [20] R. J. Crewther, Phys. Rev. Lett. **28**, 1421 (1972).
- [21] M. B. Voloshin and V. I. Zakharov, Phys. Rev. Lett. **45**, 688 (1980).
- [22] N. Brambilla *et al.*, Eur. Phys. J. **C74**, 2981 (2014), arXiv:1404.3723 [hep-ph].
- [23] S. J. Brodsky, I. A. Schmidt, and G. F. de Teramond, Phys. Rev. Lett. **64**, 1011 (1990).
- [24] S. J. Brodsky and G. A. Miller, Phys. Lett. **B412**, 125 (1997), arXiv:hep-ph/9707382 [hep-ph].

- [25] S. R. Beane, E. Chang, S. D. Cohen, W. Detmold, H. W. Lin, K. Orginos, A. Parreño, and M. J. Savage, Phys. Rev. **D91**, 114503 (2015), arXiv:1410.7069 [hep-lat].
- [26] G. Krein, A. W. Thomas, and K. Tsushima, Prog. Part. Nucl. Phys. **100**, 161 (2018), arXiv:1706.02688 [hep-ph].
- [27] K. Yokokawa, S. Sasaki, T. Hatsuda, and A. Hayashigaki, Phys. Rev. **D74**, 034504 (2006), arXiv:hep-lat/0605009 [hep-lat].
- [28] L. Liu, H.-W. Lin, and K. Orginos, *Proceedings, 26th International Symposium on Lattice field theory (Lattice 2008): Williamsburg, USA, July 14-19, 2008*, PoS **LATTICE2008**, 112 (2008), arXiv:0810.5412 [hep-lat].
- [29] T. Kawanai and S. Sasaki, *Proceedings, 28th International Symposium on Lattice field theory (Lattice 2010): Villasimius, Italy, June 14-19, 2010*, PoS **LATTICE2010**, 156 (2010), arXiv:1011.1322 [hep-lat].
- [30] T. Kawanai and S. Sasaki, Phys. Rev. **D82**, 091501 (2010), arXiv:1009.3332 [hep-lat].
- [31] T. Kawanai and S. Sasaki, *Proceedings, 12th International Conference : The structure of baryons (Baryons 10): Osaka, Japan, December 7-11, 2010*, AIP Conf. Proc. **1388**, 640 (2011).
- [32] M. Alberti, G. S. Bali, S. Collins, F. Knechtli, G. Moir, and W. Söldner, Phys. Rev. **D95**, 074501 (2017), arXiv:1608.06537 [hep-lat].
- [33] T. Sugiura, Y. Ikeda, and N. Ishii, *Proceedings, 35th International Symposium on Lattice Field Theory (Lattice 2017): Granada, Spain, June 18-24, 2017*, EPJ Web Conf. **175**, 05011 (2018), arXiv:1711.11219 [hep-lat].
- [34] J. Stevens, “GlueX results and overview over pentaquark searches,” (5-8 September 2017), workshop on Hadronic Physics with Lepton and Hadron Beams.
- [35] K. Tsushima, D. H. Lu, G. Krein, and A. W. Thomas, Phys. Rev. **C83**, 065208 (2011), arXiv:1103.5516 [nucl-th].
- [36] N. Brambilla, V. Shtabovenko, J. Tarrús Castellà, and A. Vairo, Phys. Rev. **D95**, 116004 (2017), arXiv:1704.03476 [hep-ph].
- [37] S. Weinberg, Nucl. Phys. **B363**, 3 (1991).
- [38] S. Weinberg, Phys. Lett. **B251**, 288 (1990).
- [39] E. E. Jenkins and A. V. Manohar, Phys. Lett. **B255**, 558 (1991).
- [40] J. Z. Bai *et al.* (BES), Phys. Rev. **D62**, 032002 (2000), arXiv:hep-ex/9909038 [hep-ex].
- [41] V. A. Novikov and M. A. Shifman, Z. Phys. **C8**, 43 (1981).

- [42] J. Gasser, M. E. Sainio, and A. Svarc, Nucl. Phys. **B307**, 779 (1988).
- [43] N. Fettes, U.-G. Meißner, M. Mojzis, and S. Steininger, Annals Phys. **283**, 273 (2000),
[Erratum: Annals Phys. **288**, 249 (2001)], arXiv:hep-ph/0001308 [hep-ph].
- [44] M. Procura, T. R. Hemmert, and W. Weise, Phys. Rev. **D69**, 034505 (2004), arXiv:hep-lat/0309020 [hep-lat].
- [45] K. Goeke, J. Grabis, J. Ossmann, M. V. Polyakov, P. Schweitzer, A. Silva, and D. Urbano, Phys. Rev. **D75**, 094021 (2007), arXiv:hep-ph/0702030 [hep-ph].
- [46] M. V. Polyakov and P. Schweitzer, (2018), arXiv:1801.08984 [hep-ph].
- [47] D. B. Kaplan, M. J. Savage, and M. B. Wise, Nucl. Phys. **B534**, 329 (1998), arXiv:nucl-th/9802075 [nucl-th].
- [48] C. Patrignani *et al.* (Particle Data Group), Chin. Phys. **C40**, 100001 (2016).
- [49] D. B. Kaplan, M. J. Savage, and M. B. Wise, Phys. Lett. **B424**, 390 (1998), arXiv:nucl-th/9801034 [nucl-th].
- [50] J. Soto and J. Tarrús Castellà, Phys. Rev. **C78**, 024003 (2008), arXiv:0712.3404 [nucl-th].
- [51] J. Soto and J. Tarrús Castellà, Phys. Rev. **C81**, 014005 (2010), arXiv:0906.1194 [nucl-th].
- [52] T. R. Hemmert, M. Procura, and W. Weise, Phys. Rev. **D68**, 075009 (2003), arXiv:hep-lat/0303002 [hep-lat].
- [53] R. Baron *et al.* (ETM), JHEP **08**, 097 (2010), arXiv:0911.5061 [hep-lat].