

Phenomenological study on the decay widths of $\Upsilon(nS) \rightarrow \bar{d}^*(2380) + X^*$

Chao-Yi Lü^{1,2;1)} P. Wang^{2,3;2)} Y. B. Dong^{2,3)}
 P. N. Shen^{2,3)} Z. Y. Zhang^{2,3)} D. M. Li¹⁾

¹ Department of Physics, Zhengzhou University, Zhengzhou, Henan 450001, China

² Institute of High Energy Physics, Chinese Academy of Sciences, Beijing 100049, China, China

³ Theoretical Physics Center for Science Facilities, Chinese Academy of Sciences, Beijing 100049, China

Abstract: The decay widths of $\Upsilon(nS) \rightarrow \bar{d}^*(2380) + X$ with $n = 1, 2, 3$ are studied in a phenomenological way. With the help of crossing symmetry, the decay widths are obtained by investigating the imaginary part of the forward scattering amplitudes between d^* and $\Upsilon(nS)$. The wave functions of d^* and deuteron obtained in previous studies are used for calculating the amplitude. The interaction between d^* (d) and Υ is governed by the quark-meson interaction, where the coupling constant is determined by fitting the observed widths of $\Upsilon(nS) \rightarrow \bar{d} + X$. The numerical results show that the decay widths of $\Upsilon(nS) \rightarrow \bar{d}^* + X$ are about 2–10 times smaller than that of $\bar{d} + X$. The calculated momentum of \bar{d}^* is in the range 0.3–0.8 GeV. Therefore, it is very likely that one can find $\bar{d}^*(2380)$ in these semi-inclusive decay processes.

Key words: Upsilon decay, SU(3) chiral quark model, $\bar{d}^*(2380)$ production

PACS: 13.20.Gd, 21.10.Tg, 21.60.-n

1 Introduction

In recent years, a resonance-like structure named $d^*(2380)$ was observed by the WASA-at-COSY collaborations in $pn \rightarrow d\pi^0\pi^0$, $pn \rightarrow d\pi^+\pi^-$, when they studied the ABC effect [1, 2]. Later, this particle was confirmed in series of reactions, such as $pn \rightarrow pn\pi^0\pi^0$, $pn \rightarrow pp\pi^-\pi^0$, $pd \rightarrow {}^3\text{He}\pi^0\pi^0$, $pd \rightarrow {}^3\text{He}\pi^+\pi^-$, etc [3–8]. The analysis of experimental data shows that d^* has a mass of 2380 MeV, a decay width of about 70 MeV, and its spin, isospin, and parity are $I(J^P) = 0(3^+)$ [9]. Since its mass is about 70 MeV higher than the $\Delta N\pi$ threshold and about 80 MeV lower than the $\Delta\Delta$ threshold, the threshold effect is small for this particle. Because of its non-conventional features of a narrow width plus a large binding energy with respect to the $\Delta\Delta$ threshold, the structure of d^* has attracted attention.

In fact, theoretical investigations for such a state started more than 50 years ago. After the publication of the newly observed data, many theoretical calculations with various structural models have been carried out. Among them, two major structural models that

can basically explain all the measured data have been investigated intensively. One of the models considers an exotic compact hexaquark-dominated structure [10–16], and the other uses a quasi-molecular resonance of $\Delta N\pi$ (or $D_{12}\pi$) [17, 18]. However, apart from searching for new physical quantities to distinguish different structural assumptions, proposing a new accessible physical process other than nuclear reactions or scattering processes to confirm the existence of the d^* state is extremely important.

It is well-known that in the strong decay of heavy quarkonium, the heavy quark annihilates with its anti-particle and new quark-antiquark pairs are created. For Υ , it can decay into a wide variety of combinations of hadrons [19]. Among these hadronic decay modes, an interesting mode is the semi-inclusive anti-deuteron (\bar{d}) production processes $\Upsilon(nS) \rightarrow \bar{d} + X$. This is because $\bar{d}(\bar{d}^*)$ and $d(d^*)$ are bottomless baryons. The observation of $\bar{d}(\bar{d}^*)$ in the $\Upsilon(nS)$ decays implies the existence of $d(d^*)$ in the same process. Since the mass of $\Upsilon(nS)$ is larger than the mass of the $d^*\bar{d}^*$ pair, the phase space is large enough for $\Upsilon(nS)$ to decay into \bar{d}^* (or d^*) plus other

Received 22 March 2018

* Supported by National Natural Sciences Foundations of China under the grant Nos. 11475186, 11475192, 11521505, and 11565007, the Sino-German CRC 110 "Symmetries and the Emergence of Structure in QCD" project by NSFC under the grant No.11621131001, the Key Research Program of Frontier Sciences, CAS, Grant No. Y7292610K1, and the IHEP Innovation Fund under the grant No. Y4545190Y2.

1) E-mail: lvcy@ihep.ac.cn

2) E-mail: pwang4@ihep.ac.cn

©2018 Chinese Physical Society and the Institute of High Energy Physics of the Chinese Academy of Sciences and the Institute of Modern Physics of the Chinese Academy of Sciences and IOP Publishing Ltd

hadrons. Therefore, it is natural to think that \bar{d}^* (2380) is quite possible to be produced in the semi-inclusive decays of $\Upsilon(nS)$. In this paper, we will start from the $\Upsilon(nS) \rightarrow \bar{d} + X$ decays. By fitting the decay widths of these processes, we can fix the unknown parameters required in the $\Upsilon \rightarrow \bar{d}^* + X$ calculation and then estimate the decay widths (and/or numbers of events) of the latter decay process.

The paper is organized as follows. In Section 2, the formulism for the decay widths of the $\Upsilon(nS) \rightarrow \bar{d}(\bar{d}^*) + X$ processes is briefly introduced. Numerical results and discussions are presented in Section 3. Finally, a short summary is given in Section 4.

2 Brief formulism

In this section, we will study the decay widths for $\Upsilon(nS) \rightarrow \bar{d}^*(2380) + X$. With the crossing symmetry, we investigate the scattering between $d^*(2380)$ and $\Upsilon(nS)$. By virtue of the optical theorem, the decay widths can be obtained by calculating the imaginary part of the forward scattering amplitudes of $d^*(2380) + \Upsilon(nS) \rightarrow d^*(2380) + \Upsilon(nS)$. In these specific elastic scattering processes, because the quarks in d^* and Υ belong to a completely different type, the exchange of quarks from different hadrons cannot occur, while the exchange of gluon between the quarks from different hadrons also does not contribute. The only possible interaction between d^* and Υ is the s -channel meson exchange. Therefore, in the study of the $d^*(d) - \Upsilon(nS)$ scattering, we adopt a constituent quark model with a meson exchange potential, where we assume that the B -meson exchange dominates, to calculate the elementary process $\bar{b} + u(d) \rightarrow \bar{b} + u(d)$. The relevant Feynman diagram is shown in Fig. 1.

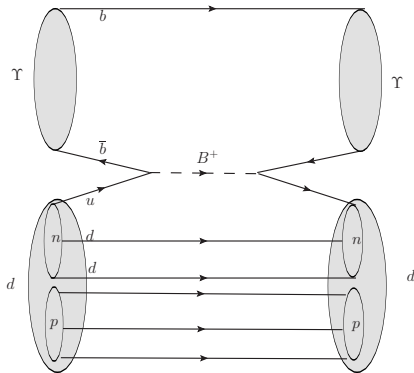


Fig. 1. The Feynman diagram of $\Upsilon + d \rightarrow \Upsilon + d$ forward scattering.

In this figure, the interaction between Υ and $d(d^*)$ is governed by the quark-meson interaction. The corre-

sponding Lagrangian can be written as

$$\mathcal{L} = ig_{\bar{b}qB} \bar{\psi}_{\bar{b}} \gamma_5 \psi_q B, \quad (1)$$

where $g_{\bar{b}qB}$ is the coupling constant, and ψ_q , $\psi_{\bar{b}}$, and B denote the fields of the light quark q , anti-bottom quark \bar{b} and B meson, respectively. To restrict the value of the coupling constant $g_{\bar{b}qB}$, we first study the forward scattering of $d + \Upsilon \rightarrow d + \Upsilon$ (Fig. 1). The scattering amplitude can be written as

$$\begin{aligned} \mathcal{M} = & g_{\bar{b}qB}^2 \Psi_{\Upsilon}^* \Psi_d^* \bar{u}(p_u) \gamma_5 v(p_{\bar{b}}) \frac{1}{q^2 - m_B^2 + im\Gamma} \\ & \times \bar{v}(p_{\bar{b}}) \gamma_5 u(p_u) \Psi_d \Psi_{\Upsilon}, \end{aligned}$$

where Ψ_{Υ} and Ψ_d are the wave functions of the $\Upsilon(nS)$ and deuteron, respectively. $u(p_u)$, $\bar{u}(p_u)$, $\bar{v}(p_{\bar{b}})$ and $v(p_{\bar{b}})$ represent the spinors of the $u(d)$ -quark and \bar{b} -quark in the initial and final states, respectively. The wave functions of $\Upsilon(nS)$ can be obtained by solving the Schrödinger equation with a Cornell potential [20–23]. The obtained masses for the $1S$, $2S$ and $3S$ states are 9.46 GeV, 10.02 GeV and 10.34 GeV, respectively, which are quite close to the experimental data.

In the quark cluster model, the wave function of the deuteron in the quark degrees of freedom can simply be expressed as

$$\Psi_d = \mathcal{A} [\phi_N(\vec{\rho}_1, \vec{\lambda}_1) \phi_N(\vec{\rho}_2, \vec{\lambda}_2) \eta_{NN}^{l=0}(\vec{R}) \zeta_d]_{(SI)=(10)} \quad (2)$$

where \mathcal{A} is the total anti-symmetrization operator, ϕ_N is the internal wave function of nucleon, $\eta_{NN}^{l=0}$ represents the relative wave function in S -wave, which is determined by the dynamical calculation of the system with the (extended) chiral SU(3) constituent quark model, and ζ_d stands for the spin-isospin wave function in the hadronic degrees of freedom (more details can be found in Ref. [24]). As commonly used, the internal wave function of the nucleon can be taken as

$$\phi_N = \frac{1}{\sqrt{2}} [\chi_{\rho} \psi_{\rho} + \chi_{\lambda} \psi_{\lambda}] \Phi_N(\vec{\rho}, \vec{\lambda}), \quad (3)$$

with χ_{ρ} (χ_{λ}) and ψ_{ρ} (ψ_{λ}) being the symmetric (anti-symmetric) wave functions in the spin and isospin spaces, $\Phi(\vec{\rho}, \vec{\lambda})$ the spatial wave function and ρ and λ the Jacobi coordinates. In the same way, the wave function of d^* can be abbreviated to the form

$$\begin{aligned} \Psi_{d^*} = & \mathcal{A} [\phi_{\Delta}(\vec{\rho}_1, \vec{\lambda}_1) \phi_{\Delta}(\vec{\rho}_2, \vec{\lambda}_2) \eta_{\Delta\Delta}^{l=0}(\vec{R}) \zeta_{\Delta\Delta} \\ & + \phi_{C_8}(\vec{\rho}_1, \vec{\lambda}_1) \phi_{C_8}(\vec{\rho}_2, \vec{\lambda}_2) \eta_{C_8 C_8}^{l=0}(\vec{R}) \zeta_{C_8 C_8}]_{(SI)=(30)}, \end{aligned} \quad (4)$$

where \mathcal{A} is the total anti-symmetrization operator, ϕ_{Δ} and ϕ_{C_8} denote the inner cluster wave functions of Δ and C_8 (color-octet particle) in the coordinate space, $\eta_{\Delta\Delta}^{l=0}$ and $\eta_{C_8 C_8}^{l=0}$ represent the S -wave relative wave functions between $\Delta\Delta$ and $C_8 C_8$ clusters (the D -wave components

are negligibly small), and $\zeta_{\Delta\Delta}$, $\zeta_{C_8C_8}$ stand for the spin-isospin wave functions in the hadronic degrees of freedom in the corresponding channels, respectively. The channel wave function can be defined as

$$\chi_{\Delta\Delta(C_8C_8)}^{eff,l=0}(\vec{R}) = \langle \phi_{\Delta(C_8)}(\vec{\rho}_1, \vec{\lambda}_1) \phi_{\Delta(C_8)}(\vec{\rho}_2, \vec{\lambda}_2) | \Psi_{d^*} \rangle. \quad (5)$$

Therefore, for simplicity, the wave function of d^* can be rewritten as

$$\Psi_{d^*} \cong [\phi_{\Delta}(\vec{\rho}_1, \vec{\lambda}_1) \phi_{\Delta}(\vec{\rho}_2, \vec{\lambda}_2) \chi_{\Delta\Delta}^{eff,l=0}(\vec{R}) \zeta_{\Delta\Delta} + \phi_{C_8}(\vec{\rho}_1, \vec{\lambda}_1) \phi_{C_8}(\vec{\rho}_2, \vec{\lambda}_2) \chi_{C_8C_8}^{eff,l=0}(\vec{R}) \zeta_{C_8C_8}]_{(SI)=(30)}. \quad (6)$$

We should emphasize that our treatment for the wave function of d^* is just an approximation for reducing tedious and almost inoperable calculations and making the two components orthogonal. The obtained effective relative wave function can reasonably contain most of the effect of anti-symmetrization of the wave function of d^* shown in Eq. (4). The effective wave function is obtained by projecting onto the physical base, and further described by the sum of four Gaussian functions.

$$\chi_{\Delta\Delta(C_8C_8)}^{eff,l=0}(\vec{R}) = \sum_{i=1}^4 c_i \exp(-\frac{\vec{R}^2}{2b_i^2}). \quad (6)$$

It should be noticed that the quantum numbers for the color-octet C_8 -cluster and the color-singlet Δ -cluster in d^* are different. For the C_8 -cluster, $S=3/2, I=1/2, C=(11)$, while for the Δ -cluster, $S=3/2, I=3/2, C=(00)$, where S, I and C denote the spin, isospin and color, respectively. It should be specially mentioned that these two channel wave functions are orthogonal to each other and contain all the effects of the totally anti-symmetrization implicitly. The details can be found in Refs. [12–14, 16, 24].

On the other hand, the data published by the PDG [19] show that the width of the B meson is very small. Therefore, the propagator can be written as

$$\frac{1}{q^2 - m_B^2 + im\Gamma} \simeq \frac{1}{q^2 - m_B^2 + i\epsilon} \rightarrow -2\pi i \delta(q^2 - m_B^2). \quad (7)$$

3 Numerical results and discussion

In this section, we will present the numerical results for the widths of the semi-inclusive decays $\Upsilon(nS) \rightarrow \bar{d}(\bar{d}^*) + X$. Before calculating the widths, we present the channel wave functions of deuteron and $d^*(2380)$ (both $\Delta\Delta$ and C_8C_8 components) in Fig. 2.

In this figure, we only plot the wave functions in the S partial wave and ignore those in the D partial wave, because the latter is negligibly small. From these curves, one clearly sees that the size of d is larger than that of d^* , and the size of the C_8C_8 component is even smaller.

Then, the imaginary part of the amplitude is expressed as

$$\text{Im}\mathcal{M} = - \int d\Pi \ 2\pi g_{\bar{b}qB}^2 \Psi_{\Upsilon}^* \Psi_{d^*}^* \bar{u}(p_u) \gamma_5 v(p_{\bar{b}}) \bar{v}(p_{\bar{b}}) \gamma_5 u(p_u) \Psi_d \Psi_{\Upsilon} \delta(q^2 - m_B^2), \quad (8)$$

where $d\Pi$ is an integral measure, including $d\vec{p}_\rho, d\vec{p}_\lambda, d\vec{p}_\eta$ and $d\vec{p}_R$ for the internal momenta in the nucleon, internal momentum of Υ and relative momentum between nucleons, respectively. The momenta $\vec{p}_{\bar{b}}, \vec{p}_u$ and $\vec{q} = \vec{p}_{\bar{b}} + \vec{p}_u$ are related to these momenta and the momentum \vec{p}_d of the deuteron through the Jacobian transformation shown in Appendix A. The forward scattering condition requires that the momenta and quantum numbers of quarks in the initial and final states do not change.

With the optical theorem, the semi-inclusive decay width of $\Upsilon \rightarrow \bar{d} + X$ can be calculated by

$$d\Gamma = \frac{1}{m_{\Upsilon}} \left(\frac{d\vec{p}_d}{(2\pi)^3} \frac{1}{2E_d} \right) \times \text{Im}\mathcal{M}(\Upsilon + d \rightarrow \Upsilon + d). \quad (9)$$

Integrating over the possible range of p_d , the decay widths of $\Upsilon(nS)$ to $\bar{d} + X$ can be obtained. In the final step, the upper limit of the p_d integration is determined by the four-momentum conservation

$$\sqrt{\vec{p}_d^2 + m_d^2} + \sqrt{\vec{p}_d^2 + M_X^2} = m_{\Upsilon}. \quad (10)$$

with M_X being the residual mass of all final particles in this semi-inclusive decay except the deuteron. For the semi-inclusive decays of $\Upsilon(nS)$ to $\bar{d}^*(2380) + X$, the calculation can be carried out in the same way, but replacing the wave function and the mass of the deuteron with those of the $d^*(2380)$.

The peaks of the wave functions for the deuteron, the $\Delta\Delta$ and C_8C_8 components of d^* are located around 1.5 fm, 0.8 fm and 0.5 fm, respectively.

With these wave functions and Eqs. (7)-(9), we are able to calculate the decay widths of $\Upsilon(nS)$ to $\bar{d}(\bar{d}^*) + X$. We firstly calculate the widths of $\Upsilon(nS)$ decaying to $\bar{d} + X$ and compare them with the data to restrict the value of the coupling constant $g_{\bar{b}qB}$. As mentioned above, due to energy conservation, the maximal momentum of the deuteron should satisfy Eq. (10), namely it is residual mass dependent. However, in the semi-inclusive decay,

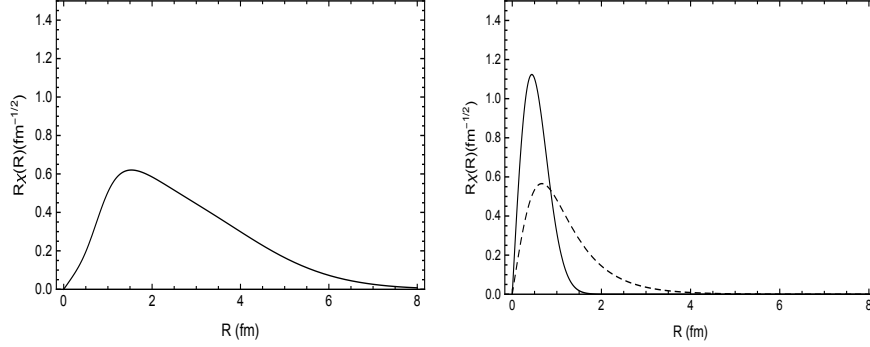


Fig. 2. Channel wave functions in the S partial wave by using the extended chiral $SU(3)$ quark model. The solid curve in the left-hand diagram shows the wave function of the deuteron, and the dashed and solid curves in the right-hand diagram show the wave functions of the $\Delta\Delta$ and C_8C_8 components of $d^*(2380)$, respectively.

the only affirmed information for X is its baryon number being 2, and the mass of X may have a value within a broad range of about 2–7 GeV. Therefore, the maximal value of p_d , and consequently the resultant decay widths, will vary according to the residual mass of M_X , or somehow relate to the momentum transfer \mathbf{q} (more momentum related content will be discussed later). To get a meaningful result, we treat this issue by inserting a phenomenological form factor of the p_d distribution:

$$F(p_d) = \mathcal{N} \exp\left[-\frac{(p_d - p_0)^2}{\Lambda^2}\right], \quad (11)$$

where \mathcal{N} denotes the normalization factor, p_0 is the most probable distribution point of p_d , and Λ describes the degree of the p_d extension. Therefore, in our calculation, there are three parameters, p_0 , Λ , and the coupling constant $g_{\bar{b}qB}$. p_0 and Λ are determined by the experimental momentum distribution of the \bar{d} from the semi-inclusive processes $\Upsilon(nS) \rightarrow \bar{d} + X$. $g_{\bar{b}qB}$ is determined by the experimental decay width data.

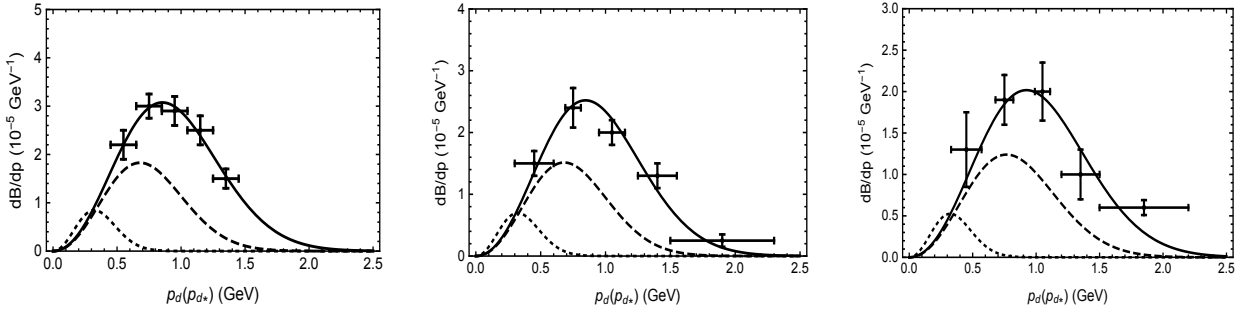


Fig. 3. The momentum distributions of \bar{d} (\bar{d}^*) for the process $\Upsilon(nS) \rightarrow \bar{d}(\bar{d}^*) + X$. The figures, from left to right, are for decays of $\Upsilon(1S)$, $\Upsilon(2S)$ and $\Upsilon(3S)$, respectively. The dots are data observed in experiments. The solid lines are fits for \bar{d} and the dashed lines are predictions for \bar{d}^* .

Inserting the above form factor into the original Eq. (9), we can get the final momentum distribution of \bar{d} . In Fig. 3, the momentum distribution of \bar{d} is shown by solid lines. The figures, from left to right, are for the decay of $\Upsilon(1S)$, $\Upsilon(2S)$ and $\Upsilon(3S)$, respectively. For example, for $\Upsilon(1S)$, p_0 and Λ are determined to be 0.24 GeV and 0.8 GeV, which provide the best fit to the experimental momentum distribution [25]. With the obtained p_0 and Λ , $g_{\bar{b}qB}$ is determined to be 2.5×10^{-3} to get the decay width of $\Upsilon(1S) \rightarrow \bar{d} + X$ 154×10^{-5} KeV. For $\Upsilon(2S)$ and $\Upsilon(3S)$, from the experimental distribu-

tions [26], p_0/Λ are obtained as 0.25 GeV/0.78 GeV and 0.27 GeV/0.87 GeV, respectively.

It should be mentioned that in our model calculation, $g_{\bar{b}qB}$ is considered phenomenologically as an effective coupling constant, instead of a momentum dependent one. In other words, we neither use a running coupling constant nor add a form factor to the vertex of the quark-meson interaction. Since the mass of $\Upsilon(nS)$ increases with increasing main quantum number n , the momentum dependence of their semi-inclusive decay widths will also vary, namely the phenomenological cou-

pling constants for different $\Upsilon(nS)$ states should have certain deviations. To compensate for this difference, we determine the $g_{\bar{b}qB}$ for different $\Upsilon(nS)$ states by fitting their own observed decay widths. As a result, the obtained effective coupling constants $g_{\bar{b}qB}(nS)$ for $\Upsilon(2S)$ and $\Upsilon(3S)$ are 1.9×10^{-3} and 1.3×10^{-3} , respectively. This is consistent with the result from the form factor method, where the effective coupling constant decreases with the increasing momentum.

With the determined effective coupling constants for corresponding $\Upsilon(nS)$, we can proceed with the calculations for the decay widths of the $\Upsilon(nS) \rightarrow \bar{d}^* + X$ processes. In the calculation, $g_{\bar{b}qB}(nS)$ for different nS states take the same values as those in the corresponding deuteron case. However, we have no information on the momentum distributions of the \bar{d}^* , i.e., we do not know

the exact values of p_0 and Λ . Since the mass of d^* is larger than that of the deuteron, one can imagine that p_0 for the \bar{d}^* is smaller than that for \bar{d} . Therefore, in our calculation, p_0 and Λ in the \bar{d}^* case are chosen properly to be in relatively large ranges. For example, for $\Upsilon(nS)$, p_0 is chosen to be in the range 0.05–0.2 GeV, which is smaller than that in the anti-deuteron case. The range of Λ is chosen to be 0.3–0.6 GeV for $\Upsilon(1S)$ and $\Upsilon(2S)$ and 0.3–0.7 GeV for $\Upsilon(3S)$. Similar to the \bar{d} case, for \bar{d}^* , the final momentum distributions are obtained by inserting the form factors of \bar{d}^* into Eq. (9). The resultant momentum distributions are shown in Fig. 3 by dashed lines. The left-hand dashed line in each figure is for $(p_0, \Lambda) = (0.05 \text{ GeV}, 0.3 \text{ GeV})$ and the right-hand dashed line is for $(p_0, \Lambda) = (0.2 \text{ GeV}, 0.6 \text{ GeV})$ (0.7 GeV for $\Upsilon(3S)$). It is found that the smaller the momentum of \bar{d}^* , the lower its production rate.

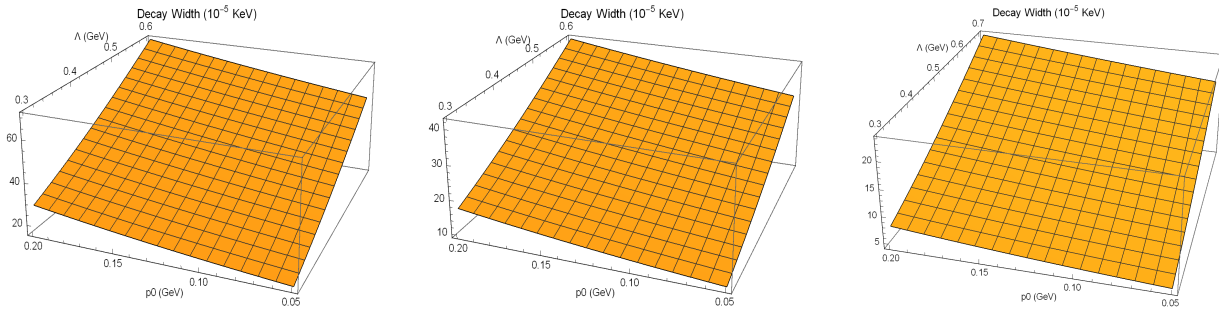


Fig. 4. The predicted decay widths of $\Upsilon(nS) \rightarrow \bar{d}^* + X$ versus p_0 and Λ . The figures, from left to right, are for $\Upsilon(1S)$, $\Upsilon(2S)$ and $\Upsilon(3S)$, respectively.

In Fig. 4, we show the decay widths of $\Upsilon(nS) \rightarrow \bar{d}^* + X$ versus p_0 and Λ using 3-dimensional figures. The figures, from left to right, correspond to $\Upsilon(1S)$, $\Upsilon(2S)$ and $\Upsilon(3S)$, respectively. From the figure, one can see that the decay widths increase with increasing p_0 and Λ . For $\Upsilon(1S)$, the predicted range of width is from 16×10^{-5} keV to 71×10^{-5} keV. The smallest number is for $p_0 = 0.05$ GeV and $\Lambda = 0.3$ GeV, while the largest number is for $p_0 = 0.2$ GeV and $\Lambda = 0.6$ GeV. Compared with the decay width of $\Upsilon(1S) \rightarrow \bar{d} + X$, the production rate of \bar{d}^* is suppressed by about 2–10 times. For $\Upsilon(2S)$ and $\Upsilon(3S)$, the widths are in the ranges from 9.6×10^{-5} keV to 42×10^{-5} keV and 4.4×10^{-5} keV to 24×10^{-5} keV, which are also about 2–10 times smaller than the corresponding cases of \bar{d} . The production rates of \bar{d}^* are

smaller than \bar{d} , mainly because of the mass difference between \bar{d}^* and \bar{d} . The difference of the wave functions has only a slight influence, though the shapes of their wave functions are quite different.

The calculated momentum of \bar{d}^* is likely in the range 0.3–0.8 GeV. Therefore, if we want to find \bar{d}^* in $\Upsilon(nS)$ decays, we need to detect it in this momentum region. With the chosen parameter ranges, the production rate of \bar{d}^* is suppressed by 2–10 times compared with the corresponding production rate of \bar{d} . Finding \bar{d}^* is still within experimental ability [27]. However, if the momentum of \bar{d}^* is concentrated in an even smaller region due to some special mechanism, \bar{d}^* will be hard to discover from $\Upsilon(nS)$ decays at current experimental facilities.

Table 1. The coupling constants, parameters of the momentum distribution, and decay widths for the process of $\Upsilon(nS) \rightarrow \bar{d} (\bar{d}^* (2380)) + X$.

State	$g_{\bar{b}qB}(10^{-3})$	$p_0^{\bar{d}}$ (GeV)	$\Lambda^{\bar{d}}$ (GeV)	$\Gamma_{\bar{d}}(10^{-5} \text{ KeV})$	$p_0^{\bar{d}^*}$ (GeV)	$\Lambda^{\bar{d}^*}$ (GeV)	$\Gamma_{\bar{d}^*}(10^{-5} \text{ KeV})$
1S	2.5	0.24	0.80	154	0.05–0.2	0.3–0.6	16–71
2S	1.9	0.25	0.78	89	0.05–0.2	0.3–0.6	9.6–42
3S	1.3	0.27	0.87	47	0.05–0.2	0.3–0.7	4.4–24

4 Summary

We calculated the widths of semi-inclusive decays of $\Upsilon(nS) \rightarrow \bar{d}^*(2380)+X$. With the help of crossing symmetry, the decay widths are obtained by investigating the imaginary part of the forward scattering amplitudes between d^* and $\Upsilon(nS)$. The wave functions of the deuteron and d^* are obtained from chiral SU(3) quark model calculations, and the wave functions of $\Upsilon(nS)$ are calculated by solving the Schrödinger equation with a Cornell potential. In the $\Upsilon(nS) - d^*$ scattering, as a rough estimation, a s -channel B -meson exchange is assumed as a dominant interaction where the basic coupling constant $g_{\bar{b}qB}$ is phenomenologically determined by fitting the observed partial decay widths of the $\Upsilon(nS) \rightarrow \bar{d} + X$ processes. To compensate for the lack of information about X , a Gaussian function is introduced and p_0 and Λ in the function are obtained by reproducing the experimental momentum distributions of \bar{d} . For the \bar{d}^* cases, since we have no information on the momentum distribution of d^* in the final states, we study d^* in relatively large ranges for p_0 and Λ . The calculated momentum of the generated \bar{d}^* is in the range 0.3–0.8 GeV. The overall

widths of $\Upsilon(nS)$ ($n = 1, 2, 3$) decaying into $\bar{d}^* + X$ are about $(16 - 71) \times 10^{-5}$ keV, $(9.6 - 42) \times 10^{-5}$ keV, and $(4.4 - 24) \times 10^{-5}$ keV, respectively, which are about 2–10 times smaller than those in the \bar{d} cases. It is still within experimental ability to find \bar{d}^* in $\Upsilon(nS)$ decays. The difference in the wave functions between deuterons and d^* has only a tiny influence on the productions of \bar{d} and \bar{d}^* . The suppression of the production rates of \bar{d}^* is mainly due to the mass difference (or phase space difference) between \bar{d} and \bar{d}^* . We summarize our obtained values of the coupling constants, parameters for momentum distribution, and decay widths in Table 1. The labels \bar{d} and \bar{d}^* are shown explicitly for these two cases. As a conclusion, it is very likely that one can find $\bar{d}^*(2380)$ in the semi-inclusive decays of $\Upsilon(nS)$.

5 Acknowledgments

The authors thank F. Huang for providing the wave functions of the d^* and deuteron, and thank Z. X. Zhang, C. Z. Yuan and C. P. Shen for helpful discussions. Chao-Yi Lü is grateful to Yu Lu for suggestion on Mathematica.

Appendices A

Jacobian transformations for the Υ , nucleon and deuteron systems, respectively.

$$\begin{cases} \vec{p}_\eta = \frac{1}{2}(\vec{p}_b - \vec{p}_{\bar{b}}) \\ \vec{k} = (\vec{p}_b + \vec{p}_{\bar{b}}), \end{cases} \quad (12)$$

$$\begin{cases} \vec{p}_\rho = \frac{1}{2}(\vec{p}_u - \vec{p}_{d_1}) \\ \vec{p}_\lambda = \frac{1}{3}(\vec{p}_u + \vec{p}_{d_1} - 2\vec{p}_{d_2}) \\ \vec{p}_n = (\vec{p}_u + \vec{p}_{d_1} + \vec{p}_{d_2}), \end{cases} \quad \begin{cases} \vec{p}_R = \frac{1}{2}(\vec{p}_n - \vec{p}_p) \\ \vec{p}_d = (\vec{p}_n + \vec{p}_p), \end{cases} \quad (13)$$

where \vec{p}_ρ , \vec{p}_λ and \vec{p}_η are the internal momenta of the nucleon, and internal momentum of Υ , respectively. \vec{p}_n and \vec{k} represent the momenta of the nucleon and Υ , respectively. \vec{p}_R denotes the relative momentum between nucleons, and \vec{p}_d is the center of mass momentum of the deuteron. The momenta on the right-hand side of the equations are those of the particles labeled by the subscripts.

References

- 1 M. Bashkanov *et al.*, Phys. Rev. Lett. **102**, 052301 (2009).
- 2 P. Adlarson *et al.*, Phys. Rev. Lett. **106**, 242302 (2011).
- 3 S. Keleta *et al.* Nucl. Phys. A **825** 71 (2009).
- 4 P. Adlarson *et al.* (WASA-at-COSY Collaboration), Phys. Rev. C **86**, 032201 (2012).
- 5 P. Adlarson *et al.* (WASA-at-COSY Collaboration), Phys. Rev. C **88**, 055208 (2013).
- 6 P. Adlarson *et al.* (WASA-at-COSY Collaboration), Phys. Lett. B **743**, 325 (2015).
- 7 P. Adlarson *et al.* (WASA-at-COSY Collaboration), Phys. Rev. C **91**, 015201 (2015).
- 8 P. Adlarson *et al.* (WASA-at-COSY Collaboration), Phys. Rev. Lett. **112**, 202301 (2014).
- 9 H. Clement, Progress in Particle and Nuclear Physics, **93**, 195 (2017).
- 10 X. Q. Yuan, Z. Y. Zhang, Y. W. Yu, and P. N. Shen, Phys. Rev. C **60**, 045203 (1999).
- 11 M. Bashkanov, S. J. Brodsky and H. Clement, Phys. Lett. B **727**, 438 (2013).
- 12 F. Huang, Z. Y. Zhang, P. N. Shen and W. L. Wang, Chin. Phys. C **39** no.7, 071001(2015).
- 13 Y. B. Dong, P. N. Shen, F. Huang and Z. Y. Zhang, Phys. Rev. C **91** no.6, 064002(2015).
- 14 Y. B. Dong, F. Huang, P. N. Shen and Z. Y. Zhang, Phys. Rev. C **94** no.1, 014003 (2016).
- 15 Y. B. Dong, F. Huang, P. N. Shen and Z. Y. Zhang, Phys. Lett. B **769** 223 (2017).
- 16 Y. B. Dong, F. Huang, P. N. Shen and Z. Y. Zhang, Phys. Rev. D **96** 094001 (2017).
- 17 A. Gal and H. Garcilazo, Phys. Rev. Lett. **111**, 172301 (2013).

- 18 A. Gal and H. Garcilazo, Nucl. Phys. A **928**, 73 (2014).
- 19 C. Patrignani *et al.* (Particle Data Group), Chin. Phys. C **40** no.10, 100001 (2016).
- 20 E. Eichten, K. Gottfried, T. Kinoshita, K. D. Lane, and T. M. Yan, Phys. Rev. D **21** 203 (1980).
- 21 Y. B. Ding, X. Q. Li and P. N. Shen, Phys. Rev. D **60** 074010 (1999).
- 22 Y. Lu, M. N. Anwar and B. S. Zou, Phys. Rev. D **94**, 034021 (2016).
- 23 Y. Lu, M. N. Anwar and B. S. Zou, Phys. Rev. D **95**, 034018 (2017).
- 24 F. Huang, P. N. Shen, Y. B. Dong and Z. Y. Zhang, Sci. China Phys. Mech. Astron. **59** no.2, 622002 (2016).
- 25 D. M. Asner *et al.*, Phys. Rev. D **75**, 012009 (2007)
- 26 J. P. Lees *et al.*, Phys. Rev. D **89**, 111102 (R) (2014).
- 27 Private discussion with experimentalists.