

# Investigating Capsule Networks with Dynamic Routing for Text Classification

Wei Zhao<sup>1,2</sup>, Jianbo Ye<sup>3</sup>, Min Yang<sup>1\*</sup>, Zeyang Lei<sup>4</sup>, Soufei Zhang<sup>5</sup>, Zhou Zhao<sup>6</sup>

<sup>1</sup> Shenzhen Institutes of Advanced Technology, Chinese Academy of Sciences

<sup>2</sup> Tencent

<sup>3</sup> Pennsylvania State University

<sup>4</sup> Graduate School at Shenzhen, Tsinghua University

<sup>5</sup> Nanjing University of Posts and Telecommunications

<sup>6</sup> Zhejiang University

## Abstract

In this study, we explore capsule networks with dynamic routing for text classification. We propose three strategies to stabilize the dynamic routing process to alleviate the disturbance of some noise capsules which may contain “background” information or have not been successfully trained. A series of experiments are conducted with capsule networks on six text classification benchmarks. Capsule networks achieve competitive results over the strong baseline methods on 4 out of 6 datasets, which shows the effectiveness of capsule networks for text classification. We additionally show that capsule networks exhibit significant improvement when transfer single-label to multi-label text classification over the strong competitors. To the best of our knowledge, this is the first work that capsule networks have been empirically investigated for text modeling.<sup>1</sup>

## 1 Introduction

Modeling articles or sentences computationally is a fundamental topic in natural language processing. It could be as simple as a keyword/phrase matching problem, but it could also be a nontrivial problem if compositions, hierarchies, and structures of texts are considered. For example, a news article which mentions a single phrase “US election” may be categorized into the political news with high probability. But it could be very difficult for a computer to predict which presidential candidate is favored by its author, or whether the

author’s view in the article is more liberal or more conservative.

Earlier efforts in modeling texts have achieved limited success on text categorization using a simple bag-of-words classifier (Joachims, 1998; McCallum et al., 1998), implying understanding the meaning of the individual word or n-gram is a necessary step towards more sophisticated models. It is therefore not a surprise that distributed representations of words, a.k.a. word embeddings, have received great attention from NLP community addressing the question “what” to be modeled at the basic level (Mikolov et al., 2013; Pennington et al., 2014). In order to model higher level concepts and facts in texts, an NLP researcher has to think cautiously the so-called “what” question: *what is actually modeled beyond word meanings*. A common approach to the question is to treat the texts as sequences and focus on their spatial patterns, whose representatives include convolutional neural networks (CNNs) (Kim, 2014; Zhang et al., 2015; Conneau et al., 2017) and long short-term memory networks (LSTMs) (Tai et al., 2015; Mousa and Schuller, 2017). Another common approach is to completely ignore the order of words but focus on their compositions as a collection, whose representatives include probabilistic topic modeling (Blei et al., 2003; Mcauliffe and Blei, 2008) and Earth Mover’s Distance based modeling (Kusner et al., 2015; Ye et al., 2017).

Those two approaches, albeit quite different from the computational perspective, actually follow a common measure to be diagnosed regarding their answers to the “what” question. In neural network approaches, spatial patterns aggregated at lower levels contribute to representing higher level concepts. Here, they form a recursive process to articulate what to be modeled. For example, CNN builds convolutional feature detectors to extract local patterns from a window of vector sequences

\* Corresponding author (min.yang@siat.ac.cn)

<sup>1</sup>Our results are reproducible and we will release the source code of this work after publication.

and uses max-pooling to select the most prominent ones. It then hierarchically builds such pattern extraction pipelines at multiple levels. Being a spatially sensitive model, CNN pays a price for the inefficiency of replicating feature detectors on a grid. As argued in (Sabour et al., 2017), one has to choose between replicating detectors whose size grows exponentially with the number of dimensions, or increasing the volume of the labeled training set in a similar exponential way. On the other hand, methods that are spatially insensitive are *perfectly* efficient at the inference time regardless of any order of words or local patterns. However, they are unavoidably more restricted to encode rich structures presented in a sequence. Improving the efficiency to encode spatial patterns while keeping the flexibility of their representation capability is thus a central issue.

A recent method called capsule network introduced by (Sabour et al., 2017) possesses this attractive potential to address the aforementioned issue. They introduce an iterative routing process to decide the credit attribution between nodes from lower and higher layers. A metaphor (also as an argument) they made is that human visual system intelligently assigns parts to wholes at the inference time without hard-coding patterns to be perspective relevant. As an outcome, their model could encode the intrinsic spatial relationship between a part and a whole constituting viewpoint invariant knowledge that automatically generalizes to novel viewpoints. In our work, we follow a similar spirit to use this technique in modeling texts. Three strategies are proposed to stabilize the dynamic routing process to alleviate the disturbance of some noise capsules which may contain “background” information such as stop words and the words that are unrelated to specific categories. We conduct a series of experiments with capsule networks on top of the pre-trained word vectors for six text classification benchmarks. More importantly, we show that capsule networks achieves significant improvement when transferring single-label to multi-label text classifications over strong baseline methods.

## 2 Our Model

Our capsule network, depicted in Figure 1, is a variant of the capsule networks proposed in (Sabour et al., 2017). It consists of four layers: n-gram convolutional layer, primary capsule layer,

convolutional capsule layer, and fully connected capsule layer. In addition, we explore two capsule frameworks to integrate these four components in different ways. In the rest of this section, we elaborate the key components in detail.

### 2.1 $N$ -gram Convolutional Layer

This layer is a standard convolutional layer which extracts  $n$ -gram features at different positions of a sentence through various convolutional filters.

Suppose  $\mathbf{x} \in \mathbb{R}^{L \times V}$  denotes the input sentence representation where  $L$  is the length of the sentence and  $V$  is the embedding size of words. Let  $\mathbf{x}_i \in \mathbb{R}^V$  be the  $V$ -dimensional word vector corresponding to the  $i$ -th word in the sentence. Let  $W^a \in \mathbb{R}^{K_1 \times V}$  be the filter for the convolution operation, where  $K_1$  is the  $N$ -gram size while sliding over a sentence for the purpose of detecting features at different positions. A filter  $W^a$  convolves with the word-window  $\mathbf{x}_{i:i+K_1-1}$  at each possible position (with stride of 1) to produce a column feature map  $\mathbf{m}_a \in \mathbb{R}^{L-K_1+1}$ , each element  $m_i^a \in \mathbb{R}$  of the feature map is produced by

$$m_i^a = f(\mathbf{x}_{i:i+K_1-1} \circ W^a + \mathbf{b}_0) \quad (1)$$

where  $\circ$  is element-wise multiplication,  $\mathbf{b}_0$  is a bias term, and  $f$  is a nonlinear activate function (i.e., ReLU). We have described the process by which one feature is extracted from one filter. Hence, for  $a = 1, \dots, B$ , totally  $B$  filters with the same  $N$ -gram size, one can generate  $B$  feature maps which can be rearranged as

$$\mathbf{M} = [\mathbf{m}_1, \mathbf{m}_2, \dots, \mathbf{m}_B] \in \mathbb{R}^{(L-K_1+1) \times B} \quad (2)$$

### 2.2 Primary Capsule Layer

This is the first capsule layer in which the capsules replace the scalar-output feature detectors of CNNs with vector-output capsules to preserve the instantiate parameters such as the local order of words and semantic representations of words.

Suppose  $p_i \in \mathbb{R}^d$  denotes the instantiated parameters set of a capsule, where  $d$  is the dimension of the capsule. Let  $W^b \in \mathbb{R}^{B \times d}$  be the filter shared across different windows. For each matrix multiplication, we have a window sliding each  $N$ -gram vectors denoted as  $\mathbf{M}_i \in \mathbb{R}^B$ , then the corresponding  $N$ -gram phrases in the form of capsule are produced.

A filter  $W^b$  multiplies  $N$ -gram vectors  $\mathbf{M}_i$  one by one with stride of 1 to produce a column-list of

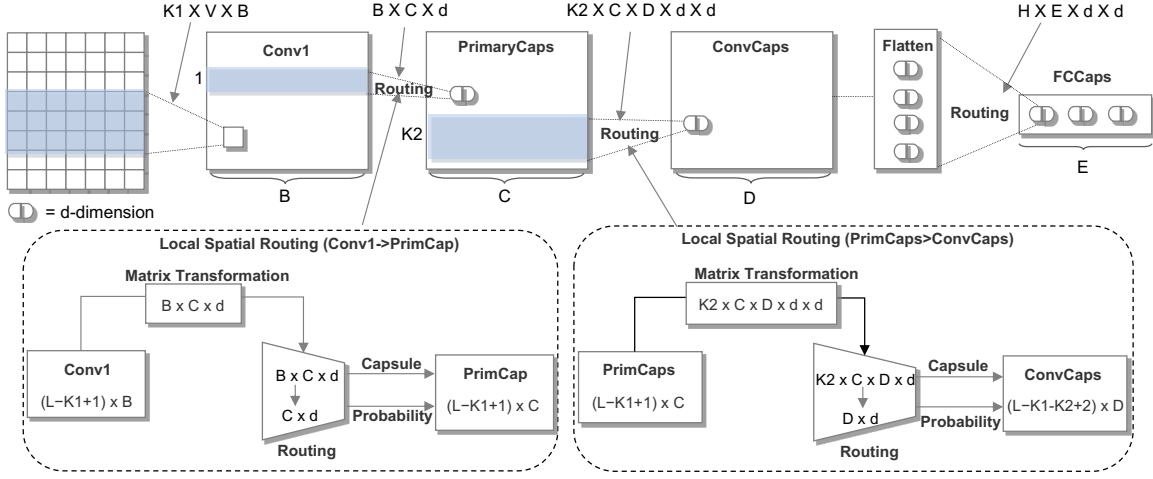


Figure 1: The Architecture of Capsule network for text classification. The processes of dynamic routing between consecutive layers are shown in the bottom.

capsules  $\mathbf{p} \in \mathbb{R}^{(L-K_1+1) \times d}$ , each capsule  $p_i \in \mathbb{R}^d$  in the column-list is computed as

$$p_i = g(W^b \mathbf{M}_i + \mathbf{b}_1) \quad (3)$$

where  $g$  is nonlinear squash function through the entire vector,  $\mathbf{b}_1$  is the capsule bias term, For all  $C$  filters, the generated capsule feature maps can be rearranged as

$$\mathbf{P} = [\mathbf{p}_1, \mathbf{p}_2, \dots, \mathbf{p}_C] \in \mathbb{R}^{(L-K_1+1) \times C \times d}, \quad (4)$$

where totally  $(L - K_1 + 1) \times C$   $d$ -dimensional vectors are collected as ‘‘capsules’’ in  $\mathbf{P}$ .

### 2.2.1 Child-Parent Relationships

Capsule network tries to address the representational limitation and exponential inefficiencies of convolutions with transformation matrices. It allows the networks to automatically learn child-parent (or part-whole) relationships.

In this paper, we explore two different types of transformation matrices to generate prediction vector (vote)  $\hat{u}_{j|i} \in \mathbb{R}^d$  from its child capsule  $i$  to the parent capsule  $j$ . The first one shares weights  $W^{t1} \in \mathbb{R}^{N \times d \times d}$  across child capsules in the layer below, where  $N$  is the number of parent capsules in the layer above. Formally, each corresponding vote can be computed by:

$$\hat{u}_{j|i} = W_j^{t1} u_i + \hat{b}_{j|i} \in \mathbb{R}^d \quad (5)$$

where  $u_i$  is a child-capsule in the layer below and  $\hat{b}_{j|i}$  is the capsule bias term.

In the second design, we replace the shared weight matrix  $W_j^{t1}$  with non-shared weight matrix  $W_{i,j}^{t2}$ , where the weight matrices  $W^{t2} \in \mathbb{R}^{H \times N \times d \times d}$  and  $H$  is the number of child capsules in the layer below.

## 2.3 Dynamic Routing

The basic idea of dynamic routing is to design a non-linear map:

$$\left\{ \hat{u}_{j|i} \in \mathbb{R}^d \right\}_{i=1, \dots, H, j=1, \dots, N} \mapsto \left\{ v_j \in \mathbb{R}^d \right\}_{j=1}^N.$$

The non-linear map is constructed in an iterative manner ensuring the output of each capsule gets sent to an appropriate parent in the subsequent layer. For each potential parent, the capsule network can increase or decrease the connection strength by dynamic routing, which is more effective than the primitive routing strategies such as max-pooling in CNN that essentially detects whether a feature is present in any position of the text, but loses spatial information about the feature. We explore three strategies to boost the accuracy of routing process by alleviating the disturbance of some noisy capsules:

**Orphan Category** Inspired by (Sabour et al., 2017), an additional ‘‘orphan’’ category is added to the network, which can capture the ‘‘background’’ information of the text such as stop words and the words that are unrelated to specific categories, helping the capsule network model the child-parent relationship more efficiently. Adding ‘‘orphan’’ category in the text is more effective than in image since there is no single consistent ‘‘background’’ object in images, while the stop words are consistent in texts such as predicate and pronoun words.

**Leaky-Softmax** We explore Leaky-Softmax (Sabour et al., 2017) in the place of standard softmax while updating connection strength between

the children capsules and their parents. Despite the orphan category in the last capsule layer, we also need a light-weighted method between two consecutive layers to route the noise child capsules to extra dimension without any additional parameters and computation consuming.

**Coefficients Amendment** We also attempt to use the probability of existence of child capsules in the layer below to iteratively amend the connection strength as Eq.6.

---

**Algorithm 1:** Dynamic Routing Algorithm

---

```

1 procedure ROUTING( $\hat{u}_{j|i}, \hat{a}_{j|i}, r, l$ )
2 Initialize the logits of coupling coefficients
    $b_{j|i} = 0$ 
3 for  $r$  iterations do
4   for all capsule  $i$  in layer  $l$  and capsule  $j$  in
     layer  $l + 1$ :
      $c_{j|i} = \hat{a}_{j|i} \cdot \text{leaky-softmax}(b_{j|i})$ 
5   for all capsule  $j$  in layer  $l + 1$ :
      $v_j = g(\sum_i c_{j|i} \hat{u}_{j|i}), a_j = |v_j|$ 
6   for all capsule  $i$  in layer  $l$  and capsule  $j$  in
     layer  $l + 1$ :  $b_{j|i} = b_{j|i} + \hat{u}_{j|i} \cdot v_j$ 
7 return  $v_j, a_j$ 

```

---

Given each prediction vector  $\hat{u}_{j|i}$  and its probability of existence  $\hat{a}_{j|i}$ , where  $\hat{a}_{j|i} = \hat{a}_i$ , each iterative coupling coefficient of connection strength  $c_{j|i}$  is updated by

$$c_{j|i} = \hat{a}_{j|i} \cdot \text{leaky-softmax}(b_{j|i}) \quad (6)$$

where  $b_{j|i}$  is the logits of coupling coefficients. Each parent capsule  $v_j$  in the layer above is a weighted sum over all prediction vectors  $\hat{u}_{j|i}$ :

$$v_j = g(\sum_i c_{j|i} \hat{u}_{j|i}), a_j = |v_j| \quad (7)$$

where  $a_j$  is the probabilities of parent capsules,  $g$  is nonlinear squash function (Sabour et al., 2017) through the entire vector. Once all of the parent capsules are produced, each coupling coefficients  $b_{j|i}$  is updated by:

$$b_{j|i} = b_{j|i} + \hat{u}_{j|i} \cdot v_j \quad (8)$$

For simplicity of notation, the parent capsules and their probabilities in the layer above are denoted as

$$v, a = \text{Routing}(\hat{u}) \quad (9)$$

where  $\hat{u}$  denotes all of the child capsules in the layer below,  $v$  denotes all of the parent-capsules and their probabilities  $a$ .

Our dynamic routing algorithm is summarized in Algorithm 1.

## 2.4 Convolutional Capsule Layer

In this layer, each capsule is connected only to a local region  $K_2 \times C$  spatially in the layer below. Those capsules in the region multiply transformation matrices to learn child-parent relationships followed by routing by agreement to produce parent capsules in the layer above.

Suppose  $W^{c_1} \in \mathbb{R}^{D \times d \times d}$  and  $W^{c_2} \in \mathbb{R}^{K_2 \times C \times D \times d \times d}$  denote shared and non-shared weights, respectively, where  $K_2 \times C$  is number of child capsules in a local region in the layer below,  $D$  is the number of parent capsules which the child capsules are sent to. When the transformation matrices are shared across the child capsules, each potential parent-capsule  $\hat{u}_{j|i}$  is produced by

$$\hat{u}_{j|i} = W_j^{c_1} u_i + \hat{b}_{j|i} \quad (10)$$

where  $\hat{b}_{j|i}$  is the capsule bias term,  $u_i$  is a child capsule in a local region  $K_2 \times C$  and  $W_j^{c_1}$  is the  $j$ th matrix in tensor  $W^{c_1}$ . Then, we use routing-by-agreement to produce parent capsules feature maps totally  $(L - K_1 - K_2 + 2) \times D$   $d$ -dimensional capsules in this layer. When using the non-shared weights across the child capsules, we replace the transformation matrix  $W_j^{c_1}$  in Eq. (10) with  $W_j^{c_2}$ .

## 2.5 Fully Connected Capsule Layer

The capsules in the layer below are flattened into a list of capsules and fed into fully connected capsule layer in which capsules are multiplied by transformation matrix  $W^{d_1} \in \mathbb{R}^{E \times d \times d}$  or  $W^{d_2} \in \mathbb{R}^{H \times E \times d \times d}$  followed by routing-by-agreement to produce final capsule  $v_j \in \mathbb{R}^d$  and its probability  $a_j \in \mathbb{R}$  for each category. Here,  $H$  is the number of child capsules in the layer below,  $E$  is the number of categories plus an extra orphan category.

## 2.6 The Architectures of Capsule Network

We explore two capsule architectures (denoted as Capsule-A and Capsule-B) to integrate these four components in different ways, as depicted in Figure 2.

Capsule-A starts with an embedding layer which transforms each word in the corpus to a 300-dimensional ( $V=300$ ) word vector, followed

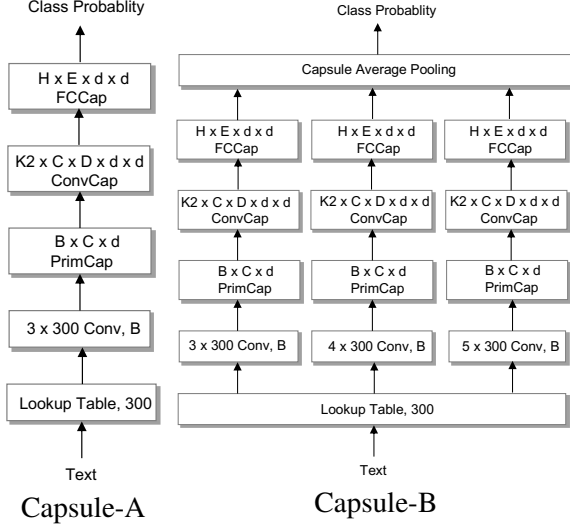


Figure 2: Two architectures of capsule networks.

by a 3-gram ( $K_1=3$ ) convolutional layer with 32 filters ( $B = 32$ ) and a stride of 1 with ReLU non-linearity. All the other layers are capsule layers starting with a  $B \times d$  primary capsule layer with 32 filters ( $C = 32$ ), followed by a  $3 \times C \times d \times d$  ( $K_2=3$ ) convolutional capsule layer with 16 filters ( $D = 16$ ) and a fully connected capsule layer in sequence.

Each capsule has a 16-dimensional ( $d = 16$ ) instantiate parameters and their length can describe the probability of the existence of capsules. The capsule layers are connected by the transformation matrices, and each connection is also multiplied by a routing coefficient that is dynamically computed by routing by agreement mechanism.

The basic structure of Capsule-B is similar to Capsule-A except that we adopt three parallel networks with filter windows ( $N$ ) of 3, 4, 5 in the  $N$ -gram convolutional layer (see Figure 2). The final output of the fully connected capsule layer is fed into the average pooling to produce the final results. In this way, Capsule-B can learn more meaningful and comprehensive text representation.

### 3 Experimental Setup

#### 3.1 Experimental Datasets

In order to evaluate the effectiveness of our model, we conduct a series of experiments on six benchmarks including: movie reviews (MR) (Pang and Lee, 2005), Stanford Sentiment Treebank extension of MR (SST-2) (Socher et al., 2013), Subjectivity dataset (Subj) (Pang and Lee, 2004), TREC question dataset (TREC) (Li and Roth, 2002), customer review (CR) (Hu and Liu, 2004), and AG’s

news corpus (Conneau et al., 2017). These benchmarks cover several text classification tasks such as sentiment classification, question categorization, news categorization. The detailed statistics are presented in Table 1.

Dataset	Train	Test	Classes	Classification Task
MR	9.5k	1.1k	2	review classification
SST-2	9.6k	1.8k	2	sentiment analysis
Subj	9.0k	1.0k	2	opinion classification
TREC	5.9k	0.5k	6	question categorization
CR	3.4k	0.4k	2	review classification
AG’s news	120k	7.6k	4	news categorization

Table 1: Characteristics of the datasets.

#### 3.2 Implementation Details

In the experiments, we use 300-dimensional word2vec (Mikolov et al., 2013) vectors to initialize embedding vectors. We conduct mini-batch with size 50 for AG’s news and size 25 for other datasets. We use Adam optimization algorithm with  $1e-3$  learning rate to train the model. We use 3 iteration of routing for all datasets since it optimizes the loss faster and converges to a lower loss at the end.

#### 3.3 Baseline methods

In the experiments, we evaluate and compare our model with several strong baseline methods including: LSTM/Bi-LSTM (Cho et al., 2014), tree-structured LSTM (Tree-LSTM) (Tai et al., 2015), LSTM regularized by linguistic knowledge (LR-LSTM) (Qian et al., 2016), CNN-rand/CNN-static/CNN-non-static (Kim, 2014), very deep convolutional network (VD-CNN) (Conneau et al., 2017), and character-level convolutional network (CL-CNN) (Zhang et al., 2015).

### 4 Experimental Results

	MR	SST2	Subj	TREC	CR	AG’s
LSTM	75.9	80.6	89.3	86.8	78.4	86.1
BiLSTM	79.3	83.2	90.5	89.6	82.1	88.2
Tree-LSTM	80.7	85.7	91.3	91.8	83.2	90.1
LR-LSTM	81.5	<b>87.5</b>	89.9	-	82.5	-
CNN-rand	76.1	82.7	89.6	91.2	79.8	92.2
CNN-static	81.0	86.8	93.0	92.8	84.7	91.4
CNN-non-static	81.5	87.2	93.4	<b>93.6</b>	84.3	92.3
CL-CNN	-	-	88.4	85.7	-	92.3
VD-CNN	-	-	88.2	85.4	-	91.3
Capsule-A	81.3	86.4	93.3	91.8	83.8	92.1
Capsule-B	<b>82.3</b>	86.8	<b>93.8</b>	92.8	<b>85.1</b>	<b>92.6</b>

Table 2: Comparisons of our capsule networks and baselines on six text classification benchmarks.



Dataset	Train	Dev	Test	Description
Reuters-Multi-label	5.8k	0.6k	0.3k	only multi-label data in test
Reuters-Full	5.8k	0.6k	3.4k	full data in test

Table 3: Characteristics of Reuters-21578 corpus.

#### 4.1 Quantitative Evaluation

In our experiments, the evaluation metric is classification accuracy. We summarize the experimental results in Table 2. From the results, we observe that the capsule networks achieve best results on 4 out of 6 benchmarks, which verifies the effectiveness of the capsule networks. In particular, our model substantially and consistently outperforms the simple deep neural networks such as LSTM, Bi-LSTM and CNN-rand by a noticeable margin on all the experimental datasets. Capsule network also achieves competitive results against the more sophisticated deep learning models such as LR-LSTM, Tree-LSTM, VC-CNN and CL-CNN. Note that Capsule-B consistently performs better than Capsule-A since Capsule-B allows to learn more meaningful and comprehensive text representation. For example, a combination of N-gram convolutional layer with filter windows of  $\{3,4,5\}$  can capture the 3/4/5-gram features of the text which play a crucial role in text modeling.

#### 4.2 Ablation Study

To analyze the effect of varying different components of our capsule architecture for text classification, we also report the ablation test of the capsule-B model in terms of using different setups of the capsule network. The experimental results are summarized in Table 5. Generally, all three proposed dynamic routing strategies contribute to the effectiveness of Capsule-B by alleviating the disturbance of some noise capsules which may contain “background” information such as stop words and the words that are unrelated to specific categories. More comprehensive comparison results are demonstrated in Table A.4 in Supplementary Material.

### 5 Single-Label to Multi-Label Text Classification

Capsule network demonstrates promising performance in single-label text classification which assigns a label from a predefined set to a text (see Table 2). Multi-label text classification is, however, a more challenging practical problem. From single-label to multi-label (with  $n$  category labels) text

classification, the label space is expanded from  $n$  to  $2^n$ , thus more training is required to cover the whole label space. For single-label texts, it is practically easy to collect and annotate the samples. However, the burden of collection and annotation for a large scale multi-label text dataset is generally extremely high. How deep neural networks (e.g., CNN and LSTM) best cope with multi-label text classification still remains a problem due to the insufficient multi-label training samples. In this section, we investigate the capability of capsule network on multi-label text classification by using only the single-label samples as training data. With feature property as part of the information extracted by capsules, we may generalize the model better to multi-label text classification without an over extensive amount of labeled data.

The evaluation is carried on the Reuters-21578 dataset (Lewis, 1992). This dataset consists of 10,788 documents from the Reuters financial newswire service, where each document contains either multiple labels or a single label. We reprocess the corpus to evaluate the capability of capsule networks of transferring from single-label to multi-label text classification. For dev and training, we only use the single-label documents in the Reuters dev and training sets. For testing, Reuters-Multi-label only uses the multi-label documents in testing dataset, while Reuters-Full includes all documents in test set. The characteristics of these two datasets are described in Table 3.

Following (Sorower, 2010), we adopt Micro Averaged Precision (Precision), Micro Averaged Recall (Recall) and Micro Averaged F1 scores (F1) as the evaluation metrics for multi-label text classification. Any of these scores are firstly computed on individual class labels and then averaged over all classes, called label-based measures. In addition, we also measure the Exact Match Ratio (ER) which considers partially correct prediction as incorrect and only counts fully correct samples.

The experimental results are summarized in Table 4. From the results, we can observe that the capsule networks have substantial and significant improvement in terms of all four evaluation metrics over the strong baseline methods on the test sets in both Reuters-Multi-label and Reuters-Full datasets. In particular, larger improvement is achieved on Reuters-Multi-label dataset which only contains the multi-label documents in the test set. This is within our expectation since the cap-

	Reuters-Multi-label				Reuters-Full			
	ER	Precision	Recall	F1	ER	Precision	Recall	F1
LSTM	23.3	86.7	54.7	63.5	62.5	78.6	72.6	74.0
BiLSTM	26.4	82.3	55.9	64.6	65.8	83.7	75.4	77.8
CNN-rand	22.5	88.6	56.4	67.1	63.4	78.7	71.5	73.6
CNN-static	27.1	91.1	59.1	69.7	63.3	78.5	71.2	73.3
CNN-non-static	27.4	92.0	59.7	70.4	64.1	80.6	72.7	75.0
Capsule-A	57.2	88.2	80.1	82.0	66.0	83.9	<b>80.5</b>	80.2
Capsule-B	<b>60.3</b>	<b>95.4</b>	<b>82.0</b>	<b>85.8</b>	<b>67.7</b>	<b>86.4</b>	80.1	<b>81.4</b>

Table 4: Comparisons of the capability for transferring from single-label to multi-label text classification on Reuters-Multi-label and Reuters-Full datasets. For fair comparison, we use margin-loss for our model and other baselines.

	Iteration	Accuracy
Capsule-B + Sabour’s routing	3	81.4
Capsule-B + our routing	1	81.4
Capsule-B + our routing	3	82.3
Capsule-B + our routing	5	81.6
w/o Leaky-softmax	3	81.7
w/o Orphan Category	3	81.9
w/o Amendent Coefficient	3	82.1

Table 5: Ablation study of Capsule-B on MR dataset. The standard routing is routing-by-agreement algorithm without leaky-softmax and orphan category in the last capsule layer. More ablations are discussed in Appendix.

sule network is capable of preserving the instantiation parameters of the categories trained by single-label documents. The capsule network has much stronger transferring capability than the conventional deep neural networks. In addition, the good results on Reuters-Full also indicate that the capsule network has robust superiority over competitors on single-label documents.

### 5.1 Connection Strength Visualization

To visualize the connection strength between capsule layers clearly, we remove the convolutional capsule layer and make the primary capsule layer followed by the fully connected capsule layer directly, where the primary capsules denote N-gram phrases in the form of capsules. The connection strength shows the importance of each primary capsule for text categories, acting like a parallel attention mechanism. This should allow the capsule networks to recognize multiple categories in the text even though the model is trained on single-label documents.

Due to the limited space, we choose a multi-

label document from Reuters-Multi-label test set whose category labels (i.e., Interest Rates and Money/Foreign Exchange) are correctly predicted (fully correct) by our model with high confidence ( $p > 0.8$ ) to report in Table 6. The category-specific phrases such as “interest rates” and “foreign exchange” are highlighted with red color. We use the tag cloud to visualize the 3-gram phrases for Interest Rates and Money/Foreign Exchange categories. The stronger the connection strength, the bigger the font size. From the results, we observe that capsule networks can correctly recognize and cluster the important phrases with respect to the text categories. The histograms are used to show the intensity of connection strengths between primary capsules and the fully connected capsules, as shown in Table 6 (bottom line). Due to the limited space, five histograms are demonstrated. The routing procedure correctly routes the votes into the Interest Rates and Money/Foreign Exchange categories. More examples can be found in Table A.2-A.3 in Supplementary Material.

To experimentally verify the convergence of the routing algorithm, we also plot learning curve to show the training loss over time with different iterations of routing. From Figure 3, we observe that the Capsule-B with 3 or 5 iterations of routing optimizes the loss faster and converges to a lower loss at the end than 1 iteration.

## 6 Related Work

Early methods for text classification adopted the typical features such as bag-of-words, n-grams, and their TF-IDF features (Zhang et al., 2008) as input of machine learning algorithms such as support vector machine (SVM) (Joachims, 1998), lo-

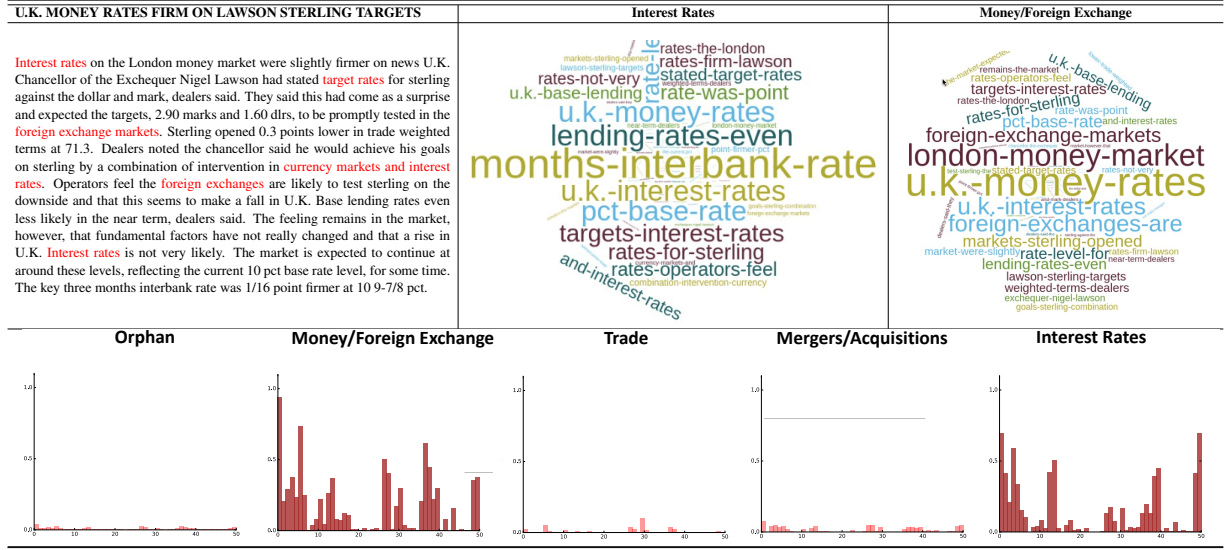


Table 6: Visualization of connection strength between primary capsules and the FC capsules by 3-gram phrases cloud and histogram of the their intensities. x axis denotes primary capsules (3-gram phrases) selected for demonstration, y axis denotes intensity of connection strength. The results are retrieved from Capsule-B trained with 3 routing iterations. The category-specific key-phrases in red color in raw text (first column) are annotated manually for reference.

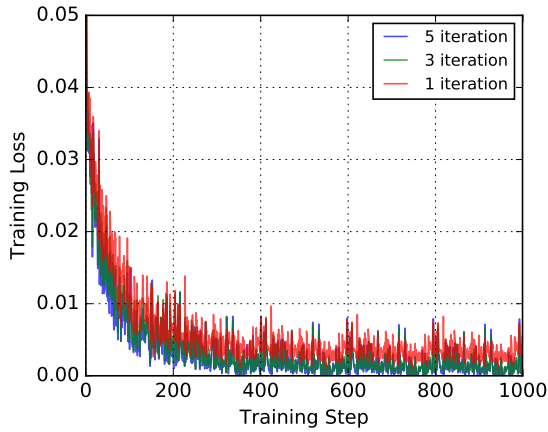


Figure 3: Training loss of Capsule-B on Reuters-Multi-label dataset.

gistic regression (Genkin et al., 2007), naive Bayes (NB) (McCallum et al., 1998) for classification. However, these models were usually heavily relied on laborious feature engineering or massive extra linguistic resources.

Recent advances in deep neural networks and representation learning have substantially improved the performance of text classification task. The dominant approaches are recurrent neural networks, in particular LSTMs and CNNs. (Kim, 2014) reported on a series of experiments with CNNs trained on top of pre-trained word vectors for sentence-level classification tasks. The CNN models improved upon the state of the art on 4 out of 7 tasks. (Zhang et al., 2015) offered an

empirical exploration on the use of character-level convolutional networks (Convnets) for text classification and the experiments showed that Convnets outperformed the traditional models. (Joulin et al., 2016) proposed a simple and efficient text classification method fastText, which could be trained on a billion words within ten minutes. (Conneau et al., 2017) proposed a very deep convolutional networks (with 29 convolutional layers) for text classification. (Tai et al., 2015) generalized the LSTM to the tree-structured network topologies (Tree-LSTM) that achieved best results on two text classification tasks.

Recently, a novel type of neural network is proposed using the concept of capsules to improve the representational limitations of CNN and RNN. (Hinton et al., 2011) firstly introduced the concept of “capsules” to address the representational limitations of CNNs and RNNs. Capsules with transformation matrices allowed networks to automatically learn part-whole relationships. Consequently, (Sabour et al., 2017) proposed capsule networks that replaced the scalar-output feature detectors of CNNs with vector-output capsules and max-pooling with routing-by-agreement. The capsule network has shown its potential by achieving a state-of-the-art result on MNIST data. Unlike max-pooling in CNN, however, Capsule network do not throw away information about the precise position of the entity within the region. For



lowlevel capsules, location information is place-coded by which capsule is active. (Xi et al., 2017) further tested out the application of capsule networks on CIFAR data with higher dimensionality. (Hinton et al., 2018) proposed a new iterative routing procedure between capsule layers based on EM algorithm, which achieves significantly better accuracy on the smallNORB data set. To date, no work investigates the performance of capsule networks in NLP tasks. This study takes the lead in this topic.

## 7 Conclusion

In this paper, we investigated capsule networks with dynamic routing for text classification. Three strategies were proposed to boost the performance of dynamic routing process to alleviate the disturbance of noisy capsules. Extensive experiments on six text classification benchmarks shows the effectiveness of capsule networks in text classification. More importantly, capsule networks also show significant improvement when transferring single-label to multi-label text classifications over strong baseline methods.

## References

- David M Blei, Andrew Y Ng, and Michael I Jordan. 2003. Latent dirichlet allocation. *Journal of machine Learning research*, 3(Jan):993–1022.
- Kyunghyun Cho, Bart Van Merriënboer, Caglar Gulcehre, Dzmitry Bahdanau, Fethi Bougares, Holger Schwenk, and Yoshua Bengio. 2014. Learning phrase representations using rnn encoder-decoder for statistical machine translation. *arXiv preprint arXiv:1406.1078*.
- Alexis Conneau, Holger Schwenk, Loïc Barrault, and Yann Lecun. 2017. Very deep convolutional networks for text classification. In *Proceedings of the 15th Conference of the European Chapter of the Association for Computational Linguistics: Volume 1, Long Papers*, volume 1, pages 1107–1116.
- Alexander Genkin, David D Lewis, and David Madigan. 2007. Large-scale bayesian logistic regression for text categorization. *Technometrics*, 49(3):291–304.
- Geoffrey Hinton, Sara Sabour, and Nicholas Frosst. 2018. Matrix capsules with em routing. <https://openreview.net/forum?id=HJWLfGWRb>.
- Geoffrey E Hinton, Alex Krizhevsky, and Sida D Wang. 2011. Transforming auto-encoders. In *International Conference on Artificial Neural Networks*, pages 44–51. Springer.
- Minqing Hu and Bing Liu. 2004. Mining and summarizing customer reviews. In *Proceedings of the tenth ACM SIGKDD international conference on Knowledge discovery and data mining*, pages 168–177. ACM.
- Thorsten Joachims. 1998. Text categorization with support vector machines: Learning with many relevant features. In *European conference on machine learning*, pages 137–142. Springer.
- Armand Joulin, Edouard Grave, Piotr Bojanowski, and Tomas Mikolov. 2016. Bag of tricks for efficient text classification. In *Annual meeting on Association for Computational Linguistics*, pages 427–431.
- Yoon Kim. 2014. Convolutional neural networks for sentence classification. In *Proceedings of the 42nd annual meeting on Association for Computational Linguistics*, pages 1746–1751. Association for Computational Linguistics.
- Matt Kusner, Yu Sun, Nicholas Kolkin, and Kilian Weinberger. 2015. From word embeddings to document distances. In *International Conference on Machine Learning*, pages 957–966.
- David D. Lewis. 1992. An evaluation of phrasal and clustered representations on a text categorization task. In *Fifteenth Annual International ACM SIGIR Conference on Research and Development in Information Retrieval*, pages 37–50.
- Xin Li and Dan Roth. 2002. Learning question classifiers. In *Proceedings of the 19th international conference on Computational linguistics-Volume 1*, pages 1–7. Association for Computational Linguistics.
- Jon D Mcauliffe and David M Blei. 2008. Supervised topic models. In *Advances in neural information processing systems*, pages 121–128.
- Andrew McCallum, Kamal Nigam, et al. 1998. A comparison of event models for naive bayes text classification. In *AAAI-98 workshop on learning for text categorization*, volume 752, pages 41–48. Citeseer.
- Tomas Mikolov, Ilya Sutskever, Kai Chen, Greg S Corrado, and Jeff Dean. 2013. Distributed representations of words and phrases and their compositionality. In *Advances in neural information processing systems*, pages 3111–3119.
- Amr Mousa and Björn Schuller. 2017. Contextual bidirectional long short-term memory recurrent neural network language models: A generative approach to sentiment analysis. In *Proceedings of the 15th Conference of the European Chapter of the Association for Computational Linguistics: Volume 1, Long Papers*, volume 1, pages 1023–1032.
- Bo Pang and Lillian Lee. 2004. A sentimental education: Sentiment analysis using subjectivity summarization based on minimum cuts. In *Proceedings of*

- the 42nd annual meeting on Association for Computational Linguistics*, page 271. Association for Computational Linguistics.
- Bo Pang and Lillian Lee. 2005. Seeing stars: Exploiting class relationships for sentiment categorization with respect to rating scales. In *Proceedings of the 43rd annual meeting on association for computational linguistics*, pages 115–124. Association for Computational Linguistics.
- Jeffrey Pennington, Richard Socher, and Christopher Manning. 2014. Glove: Global vectors for word representation. In *Proceedings of the 2014 conference on empirical methods in natural language processing (EMNLP)*, pages 1532–1543.
- Qiao Qian, Minlie Huang, Jinhao Lei, and Xiaoyan Zhu. 2016. Linguistically regularized lstms for sentiment classification. *arXiv preprint arXiv:1611.03949*.
- Sara Sabour, Nicholas Frosst, and Geoffrey E Hinton. 2017. Dynamic routing between capsules. In *Advances in Neural Information Processing Systems*, pages 3859–3869.
- Richard Socher, Alex Perelygin, Jean Wu, Jason Chuang, Christopher D Manning, Andrew Ng, and Christopher Potts. 2013. Recursive deep models for semantic compositionality over a sentiment treebank. In *Proceedings of the 2013 conference on empirical methods in natural language processing*, pages 1631–1642.
- Mohammad S Sorower. 2010. A literature survey on algorithms for multi-label learning. *Oregon State University, Corvallis*, 18.
- Kai Sheng Tai, Richard Socher, and Christopher D Manning. 2015. Improved semantic representations from tree-structured long short-term memory networks. In *Proceedings of the 53rd Annual Meeting of the Association for Computational Linguistics*, pages 1556–1566.
- Edgar Xi, Selina Bing, and Yang Jin. 2017. Capsule network performance on complex data. *arXiv preprint arXiv:1712.03480*.
- Jianbo Ye, Yanran Li, Zhaohui Wu, James Z Wang, Wenjie Li, and Jia Li. 2017. Determining gains acquired from word embedding quantitatively using discrete distribution clustering. In *Proceedings of the 55th Annual Meeting of the Association for Computational Linguistics (Volume 1: Long Papers)*, volume 1, pages 1847–1856.
- Wen Zhang, Taketoshi Yoshida, and Xijin Tang. 2008. Tfidf, lsi and multi-word in information retrieval and text categorization. In *IEEE International Conference on Systems, Man and Cybernetics*, pages 108–113. IEEE.
- Xiang Zhang, Junbo Zhao, and Yann LeCun. 2015. Character-level convolutional networks for text classification. In *Advances in neural information processing systems*, pages 649–657.

## Supplementary Material

To better demonstrate the orphan and other categories with top unigrams, we remove the convolutional capsule layer and make the primary capsule layer followed by the fully connected capsule layer directly, similar to the settings in section 5.1. Here, the primary capsules denote uni-grams in the form of capsules. We picked top-20 uni-gram (words) from four categories (i.e., Orphan category, Trade category, Money Exchange category and Interest Rates category) sorted by their connection strengths.

Index	Orphan	Trade	Money Exchange	Interest Rates
1	the	trade	money	Fed (Federal Reserve)
2	and	Fed (Federal Reserve)	market	rate
3	said	market	bank	pct (Percent of Total)
4	for	rate	currency	bank
5	its	deficit	STG (Sterling)	market
6	U.S.	surplus	rate	repurchase
7	that	pct (Percent of Total)	repurchase	customer
8	from	minister	reserves	federal
9	mln(Millon)	customer	dollar	dealers
10	was	export	customer	reserve
11	with	mln(Millon)	bills	economists
12	billion	bank	funds	Bundesbank
13	gulf	imports	exchange	interest
14	not	money	liquidity	discount
15	today	oil	dealers	trading
16	will	agreements	monetary	money
17	they	repurchase	treasury	lending
18	had	goods	sterling	treasury
19	were	bills	Bundesbank	bankers
20	would	shipping	deposits	agreements

Table A.1: Top-20 words picked from four categories (i.e., Orphan category, Trade category, Money Exchange category and Interest Rates category) sorted by their connection strengths.

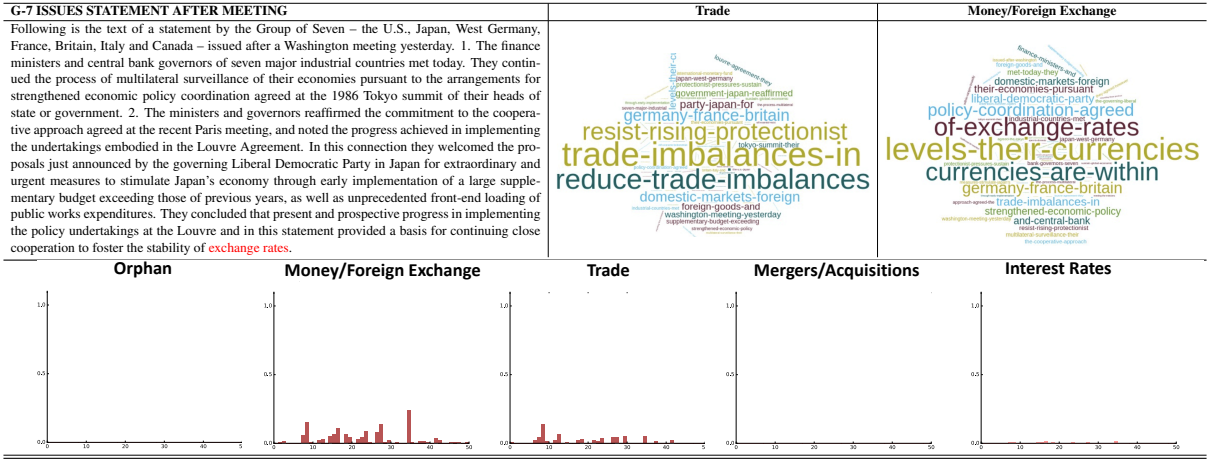


Table A.2: Fully Corrected Case with weakly confidence ( $0.4 < p < 0.6$ ). Although category-specific phrases are mentioned only once, category labels are correctly predicted.

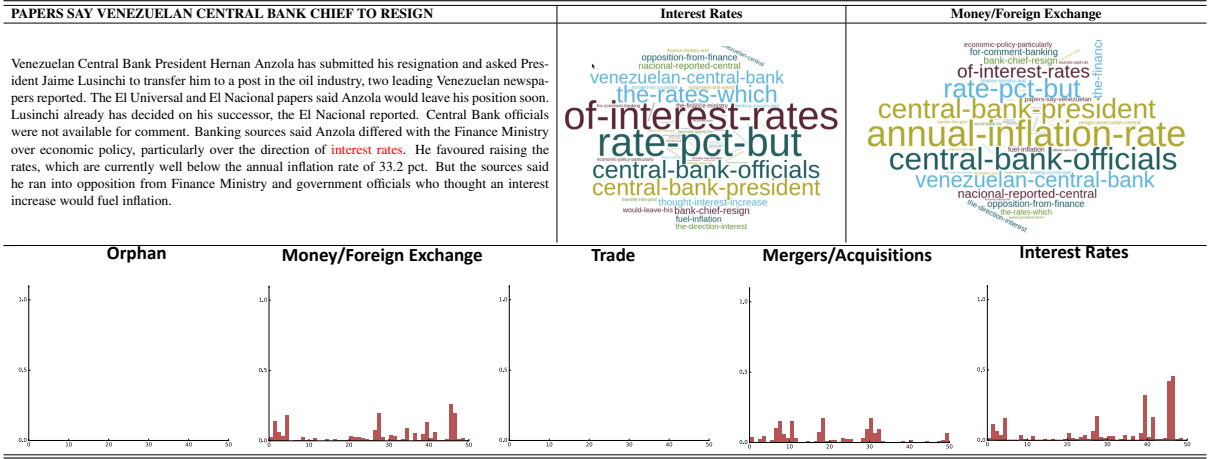


Table A.3: Partially Corrected Case. The label of "Interest Rates" is correctly predicted but "Money/Foreign Exchange" is confused with "Mergers/Acquisitions" since the category-specific phrases are subtle and not be mentioned directly.

Index	Routing	Leaky	Shared	OrphanCap	Loss	Squash Coefficient	Accuracy
1	1	Yes	Yes	No	Margin	$ x /(1 +  x )$	80.4
2	5	Yes	Yes	No	Margin	$ x /(1 +  x )$	81.1
3	2	Yes	Yes	No	Margin	$ x /(1 +  x )$	80.5
4	3	Yes	No	Yes	Margin	$ x /(1 +  x )$	<b>82.3</b>
5	3	Yes	Yes	Yes	Margin	$ x /(1 +  x )$	81.8
6	3	Yes	No	No	Margin	$ x /(1 +  x )$	81.9
7	3	Yes	Yes	No	Margin	$ x /(1 +  x )$	81.2
8	3	No	Yes	No	Margin	$ x /(1 +  x )$	80.9
9	3	Yes	Yes	No	Margin	$ x /(1 +  x )$	81.6
10	3	Yes	Yes	No	Spread	$ x /(1 +  x )$	81.1
11	3	Yes	Yes	No	CrossEnt	$ x /(1 +  x )$	80.3
12	3	Yes	Yes	No	Margin	$1 - \exp(- x )$	80.5
13	3	Yes	Yes	No	Margin	$\tanh( x )$	80.8
14	3	Yes	Yes	No	Margin	None	80.6

Table A.4: The effect of varying different components of Capsule-B on MR dataset. "Routing": represent the number of the routing iteration. "Leaky": use leaky softmax or not. "Shared": use shared weights between child-parent relationships or not. "OrphanCap": use orphan category or not.