

RG flows in Non-Perturbative Gauge-Higgs Unification I

Nikos Irges and Fotis Koutroulis

Department of Physics

National Technical University of Athens

Zografou Campus, GR-15780 Athens, Greece

e-mail: irges@mail.ntua.gr, fkoutroulis@central.ntua.gr

Abstract

We initiate the continuum description of a non-perturbative 5d lattice Yang-Mills model with 4d boundaries using the ε -expansion. In its simplest version classically the bulk has an $SU(2)$ gauge symmetry and on the boundary there is an Abelian-Higgs system with zero scalar potential. In part I we compute the Renormalization Group flows and related quantities in a limit where the boundary decouples from the bulk.

Contents

1	Introduction	4
2	The classical continuum action from the lattice action	7
2.1	Boundary-Hybrid action	9
2.2	Bulk action	12
2.3	The leading order continuum action	13
3	Quantum effects	15
3.1	1-loop diagrams	15
3.2	Renormalization, β -functions and anomalous dimensions	24
4	RG Flows and the Phase Diagram	33
4.1	Boundary	33
4.2	Bulk	34
4.2.1	Matching to the non-perturbative phase diagram	36
5	Scale invariance and the Stress-Energy Tensor	42
5.1	Boundary	44
5.2	Bulk	45
6	Conclusions and outlook	46
	Appendices	47
A	Couplings	47
B	Dimensional analysis	48
C	Global symmetries	50
C.1	Parity P	50
C.2	Charge conjugation C	51
C.3	Stick symmetry \mathcal{S}	51
D	Feynman rules	52
E	Scaleless Integrals	55

F	Box Diagrams on the Boundary	57
F.1	Four-photon Diagrams	59
F.2	Four-scalar Diagrams	61

1 Introduction

Non-Perturbative Gauge-Higgs Unification (NPGHU) is most simply realized in a five-dimensional (5d) Yang-Mills model defined on a hypercubic orbifold lattice, anisotropic in the fifth dimension that we believe to represent a quite general version of quantum Brout-Englert-Higgs mechanisms. It also involves some novel physics related to the behaviour of relativistic Quantum Field Theories in the vicinity of quantum phase transitions. In its non-perturbative realization the lattice is periodic, practically infinite in the four-dimensional (4d) sense with lattice spacing a_4 and it has orbifold boundary conditions along the anisotropic direction, with lattice spacing a_5 . The classical anisotropy parameter then is $\gamma = a_4/a_5$. The resulting geometry consists of a 5d bulk with two 4d boundaries, located at the end-points of the fifth dimension. The boundary conditions at the same time are such that the bulk $SU(2)$ (\mathcal{G} in general) gauge symmetry is broken at the boundaries down to a $U(1)$ ($\mathcal{H} \subset \mathcal{G}$ in general) subgroup and a complex scalar ϕ (scalars in \mathcal{G}/\mathcal{H} in some representation of \mathcal{G} in general). In addition, the lattice has a reflection symmetry around the midpoint of the fifth dimension about which it can be folded and then the limit of an infinite fifth dimension can be taken. By taking the infinite volume limit we exclude phase transitions of the finite temperature type. The dynamics is determined by the Wilson lattice plaquette action and by gauge invariant lattice operators. In [1] the phase diagram of this model was determined. It has three phases: a Confined phase, a Higgs phase and a Hybrid phase, all separated by first order, quantum phase transitions. The Confined phase is the strong coupling phase in its 5d version. The Hybrid phase is one where the boundary is deconfined while the bulk is confined. The interesting thing about the Higgs phase is that the scalar potential responsible for spontaneous gauge symmetry breaking develops entirely as a quantum effect and the associated Higgs mass seems to be protected against uncontrollable quantum corrections. Non-perturbatively in all phases the boundary remains coupled to the bulk even though this coupling may be weak in certain limits. Our ultimate goal is to analyze the Renormalization Group (RG) flows involved in this setup, in a continuum language. This is a hard task to do all at once and in part I of this work we are forced to take a certain limit in which the boundary decouples from the bulk. As we will show this is a natural step when the lattice action is expanded classically in small lattice spacings and the expansion is truncated to lowest non-trivial order. As a result, in the bulk we have a 5d $SU(2)$ Yang-Mills system and on the boundary a 4d, massless and free scalar QED (SQED) model that can be analyzed separately. The phase diagrams for both cases is known. The boundary is expected to possess only a Gaussian fixed point while the bulk phase diagram for general γ was determined via Monte Carlo (MC) simulations in [2]: it has only two phases, a Confined and a Coulomb phase separated again by a line of first order quantum phase transitions. A noteworthy property that the anisotropy brings is that in the $\gamma < 1$ regime inside the Confined phase the lattice decomposes into weakly interacting 4d planes [3]. This regime is sometimes called layered and we will refer to it as "the Confined-layered phase", even though it is not strictly a different phase, it is part of the Confined phase.

From the continuum point of view the boundary theory is more straightforward to describe, as it is a renormalizable theory, even though in a rather unusual limit where the scalar potential

vanishes. Essentially it is the zero potential limit of the 4d Abelian-Higgs model and usual regularization methods are trustworthy, such as Dimensional Regularization (DR). Due to the vanishing of the scalar potential though the loops of the boundary theory computed in DR are without scale and further regularization is necessary. Here useful is the knowledge of the gauge invariant computation of the 1-loop Higgs potential in the Abelian-Higgs model [4], whose massless and free limit, after renormalization, defines the regulator for the massless, free SQED of the boundary. The bulk is trickier because it involves a perturbatively non-renormalizable 5d gauge theory. Nonetheless, since the model can be put on a lattice where it seems to make perfect sense [5] especially in the vicinity of the phase transitions, it is natural to ask if some continuum regularization can reproduce its observed properties. If this is possible then not only the elusive concept of non-perturbative renormalizability could be understood better but perhaps also new insights, hard to obtain from the lattice, could be perhaps gained. One of the biggest obstacles in this program originates from the fact that the phase transitions involved are of first order. To appreciate the issue we remind that continuum approaches allowing for systematic computations are often designed to be sensitive to critical surfaces on the phase diagram, thus to second order phase transitions. This seems to suggest that the lattice and continuum results may be totally disconnected. For concreteness we consider a main continuum tool in this respect, that of the ε -expansion. In this approach, one computes in the context of DR in $d = 4 - \varepsilon$ dimensions and sets at the end $\varepsilon = -1$ for $d = 5$, $\varepsilon = -2$ for $d = 6$ and so forth. In this sense this method lies somewhere between perturbation theory and non-perturbative methods and the hope is that it gives results that are not fake. The reason why this method is interesting is that in its context a general 1-loop β -function for a coupling g has the form $\beta = -c_t \varepsilon g - c_q g^3$ with c_t a tree level constant and with c_q its quantum counter-part. Then a balance between the tree level and quantum terms possibly arises and for the value $g_*^2 = -\varepsilon c_t / c_q$ the 1-loop β -function vanishes, indicating a point in the interior of the phase diagram where the system may become scale invariant. Such points are known as Wilson-Fisher (WF) fixed points. The usual attitude then is that in order that the system becomes exactly scale invariant on a WF point, the β -function should vanish to all orders. Thus the 1-loop condition for g_* has been extended to higher orders [8]. This can be done without much effort because the quantum coefficients c_q are independent of d and the 4d coefficients are known at least up to four loops. Including these corrections modifies the 1-loop results numerically by approximately 30% but does not change the physics. This is part of a program known as Asymptotic Safety [9].

Our attitude here is slightly different. We take the vanishing of the 1-loop β -function as an indication of the fact that certain quantum systems tend towards scale invariance as a quantum phase transition is approached but we do not impose exact scale invariance, due to the non-perturbative fact that the phase transitions involved are not necessarily of second order. If this is the case, as a quantum phase transition of first order is approached, from either side of the phase transition the theory still tends to become scale invariant [10] a fact reflected by the vanishing of its β -functions to a certain order, but this does not mean that the β -functions have to vanish to all orders. Thus in general no continuum limit can be taken and near the phase

transition the effective theory is one with a finite cut-off.¹ In addition, a finite cut-off could be independently imposed on the effective action by the presence of a Landau pole, as it is the case in a Higgs phase for example. In the spirit of these two possible obstructions for exact scale invariance, we call our approach one of 'Weak Asymptotic Safety'. In part I we are blind to the Higgs and Hybrid phases of the fully non-perturbative model of NPGHU and to the strict necessity for a finite cut-off on the phase transitions. We see instead a limit where the Hybrid and Confined phases merge into a single Confined phase and the Higgs phase degenerates to a Coulomb phase, with no Landau pole generated. The Weak Asymptotic Safety scenario, if realised, is due to the vanishing of the β -function to a limited order. Under its assumptions we will be able to compare the predictions from the ε -expansion with the lattice MC results. In the bulk and since in the Confined-layered phase the quantum evolution of the system is four-dimensional to a good approximation, we will be able to match two RG flow lines, one on each side of the phase transition, both ending on the same point on the line of phase transitions.

At the technical level we define our classical effective Lagrangian as the naive continuum limit of the orbifold lattice constructed in [5]. Starting from the lattice action we expand in small a_4 and a_5 . This expansion generates an infinite number of terms, multiplied by increasing powers of the lattice spacings. In part I of this work we truncate the expansion to the lowest non-trivial order that generates only classically marginal operators both in the bulk and on the boundary. Then we quantize the Lagrangian using DR and the ε -expansion. By setting $\varepsilon = 0$ on the boundary and $\varepsilon = -1$ in the bulk we will be able to compute β -functions, anomalous dimensions and critical exponents and then the desired RG flows. In fact, the bulk phase diagram obtained from the ε -expansion has the same qualitative features as the one obtained from lattice Monte Carlo simulations. The attempt to match the phase diagrams more precisely is unlocked by setting the DR scale μ equal to F/a_4 . This is obviously correct dimensionally with the non-trivial information about the relation between lattice and continuum scales hidden in the dimensionless quantity F that non-perturbatively can be a complicated function of all the dimensionless couplings. Here we will assume that at leading order, to a good approximation F is a (potentially d -dependent) constant. We argue that our results justify this assumption. We interpret the shape of the line of phase transitions obtained by MC simulations to imply that the anisotropy γ does not get renormalized by much and this will be our other working assumption.

As already implied above, some of the details of the calculations performed here could have been omitted at the cost of obscuring the important role of the anisotropy parameter and of the orbifold boundary conditions. For instance, the derivation of the phase diagram in the context of the ε -expansion in the presence of anisotropy has not been attempted before. Another reason we present our calculations in some detail is that they set us up for part II of this work where the next to leading order, classically irrelevant operators generated by the lattice spacing expansion will be added. No already available results for β -functions etc. exist in this case. Then the

¹We expect it to have a radiatively broken conformal symmetry as the mother 5d theory does not have any classical mass scale apart from the one associated with its gauge coupling g_5 .

boundary will not completely decouple from the bulk and the real orbifold phases, including the Higgs phase, will hopefully emerge [11].

In section 2 we derive the classical continuum action from the lattice orbifold action. In section 3 we compute 1-loop diagrams in Dimensional Regularization and in the $\xi = 1$ gauge and then extract β -functions, anomalous dimensions and critical exponents. In section 4 we discuss the RG flows and attempt to match our results to the lattice. In section 5 we compute and renormalize the Stress-Energy tensors. In section 6 we review our results.

2 The classical continuum action from the lattice action

We define our classical, continuum action as the truncated expansion in a small lattice spacing of the orbifold lattice action defined in [5], which we briefly review here. We start by considering a Euclidean five-dimensional (5d) periodic hypercubic lattice, with an $SU(2)$ gauge symmetry. Then, the circle of the fifth dimension is projected by the discrete group \mathbb{Z}_2 . This projection identifies the upper semicircle with the lower semicircle and turns the circle into an (discretized) interval. The projection is also embedded non-trivially into the Lie group so that at the endpoints of the interval only a $U(1)$ subgroup and a complex scalar from the 5d components of the $SU(2)$ gauge field survive. Thus, we obtain an orbifold lattice with an $SU(2)$ symmetry in the bulk and with the degrees of freedom of an Abelian-Higgs system living on the 4d boundaries.

In the following we use capital Latin letters $M, N, \dots = 0, 1, 2, 3, 5$ to denote the five-dimensional Euclidean or Minkowski index and small Greek letters $\mu, \nu, \dots = 0, 1, 2, 3$ to denote the four-dimensional part. We define the lattice coordinates as $n_M = (n_\mu, n_5)$ with $n_\mu = 1, \dots, L$ and $n_5 = 0, 1, \dots, N_5$. The values $n_5 = 0, N_5$ correspond to the orbifold's fixed points. The lattice gauge variables consist of the links $U(n_M, N) \in SU(2)$

$$U(n_M, N) = e^{ia_N g_5 \mathbf{A}_N(n_M)} \quad (2.1)$$

located at n_M and pointing in the direction N . The a_N corresponds to the lattice spacing in the direction N . We will take $a_\mu = a_4$ for all μ but generically $a_5 \neq a_4$. g_5 is the 5d dimensionful continuum gauge coupling with mass dimension $[g_5] = -1/2$ and $\mathbf{A}_M \equiv A_M^A T^A$ is the Lie algebra valued gauge potential carrying the adjoint index A . The normalization of the generators is the usual $\text{tr}\{T^A T^B\} = \frac{1}{2}\delta^{AB}$. We will take L practically infinite and allow the numbers of lattice nodes $N_5 = \frac{\pi R}{a_5}$ in the fifth direction (R is the radius of the projected parent circle) to be either finite or infinite. To the order we are working here R does not appear anywhere so we can think of it being infinite.

The orbifold condition on the links

$$(1 - \Gamma)U(n_M, N) = 0, \quad \Gamma \equiv \mathcal{R}\mathcal{T}_g, \quad (2.2)$$

is implemented on the periodic lattice by the reflection operator \mathcal{R} and the group conjugation operator \mathcal{T}_g . The combined projector satisfies $\Gamma^2 = 1$ and is a \mathbb{Z}_2 element. The reflection

operation acts on the nodes as

$$\mathcal{R}n_M = \bar{n}_M \equiv (n_\mu, -n_5) \quad (2.3)$$

and on the gauge links as

$$\begin{aligned} \mathcal{R}U(n_M, \nu) &= U(\bar{n}_M, \nu) \\ \mathcal{R}U(n_M, 5) &= U(\bar{n}_M - a_5 \hat{5}, 5) \end{aligned} \quad (2.4)$$

while the conjugation operator acts only on the gauge links, as

$$\mathcal{T}_g U(n_M, N) = gU(n_M, N)g^{-1} \quad (2.5)$$

where g^2 is an element of the centre of $SU(2)$. We shall take $g = -i\sigma^3$. In order to ensure that $\Gamma^2 = 1$ these operators must satisfy $[\mathcal{R}, \mathcal{T}_g] = 0$ and $\mathcal{R}^2 = \mathcal{T}_g^2 = 1$.

The orbifold lattice has a mirror symmetry around the central point in the fifth dimension, therefore it is sufficient to restrict ourselves on half of the lattice. Thus, we will deal with only one of the boundaries, and specifically the one at the $n_5 = 0$ fixed point. On the boundary, the action of the reflection operator on the coordinates is trivial,

$$\mathcal{R}(n_\mu, 0) = \bar{n}_M \equiv (n_\mu, 0), \quad (2.6)$$

so that the orbifold condition Eq. (2.2) reads

$$U((n_\mu, 0), \nu) = \mathcal{T}_g U((n_\mu, 0), \nu) = gU((n_\mu, 0), \nu)g^{-1}. \quad (2.7)$$

It is clear that generally the above constraints break a bulk gauge group $SU(N_C)$ with generators T^A to a subgroup \mathcal{H} on the boundary. Denoting the unbroken generators's index by α and those of broken by $\hat{\alpha}$, Eq. (2.7) implies that $[T^\alpha, g] = 0$. For $SU(2)$ which has the three generators $T^A = \frac{1}{2}\sigma^A$, $A = 1, 2, 3$ with σ^A the Pauli matrices we see that g commutes only with $T^{\alpha=3}$, thus at the boundary we are left with a $U(1)$ gauge symmetry. The two remaining generators $T^{\hat{\alpha}=1,2}$ are broken.

We take for our lattice action the simple Wilson plaquette action, appropriately generalized to implement the structure of the orbifold lattice [5]. We denote by $U_{\mu\nu}^{U(1)}$ the 4d boundary plaquettes, constructed from links lying on the boundary and by $U_{\mu 5}^H$ the so called Hybrid plaquettes, with two links along the fifth dimension with one end at a fixed point and the other in the bulk. We denote by $U_{\mu\nu}^{SU(2)} \equiv U_{\mu\nu}$ and $U_{\mu 5}^{SU(2)} \equiv U_{\mu 5}$ the bulk plaquettes with their links lying only in the bulk. Therefore, the anisotropic orbifold Wilson action can be separated into two parts, one that contains the boundary and hybrid plaquettes and one that contains the bulk plaquettes, according to

$$S_{S^1/\mathbb{Z}_2} = S_{S^1/\mathbb{Z}_2}^{\text{b-H}} + S_{S^1/\mathbb{Z}_2}^{\text{bulk}} \quad (2.8)$$

with

$$S_{S^1/\mathbb{Z}_2}^{\text{b-H}} = \frac{1}{2N_C} \sum_{n_\mu} \left[\beta_4 \sum_{\mu < \nu} \frac{1}{2} \text{tr} \{1 - U_{\mu\nu}^{U(1)}(n_\mu, 0)\} + \beta_5 \sum_{\mu} \text{tr} \{1 - U_{\mu 5}^H(n_\mu, 0)\} \right] \quad (2.9)$$

and

$$S_{S^1/\mathbb{Z}_2}^{\text{bulk}} = \frac{1}{2N_C} \sum_{n_\mu, n_5} \left[\beta_4 \sum_{\mu < \nu} \text{tr} \{1 - U_{\mu\nu}(n_\mu, n_5)\} + \beta_5 \sum_{\mu} \text{tr} \{1 - U_{\mu 5}(n_\mu, n_5)\} \right] \quad (2.10)$$

where β_4 and β_5 are dimensionless lattice couplings. Note here that a factor of $\frac{1}{2}$ in Eq. (2.9), will be cancelled by an extra factor of 2 due to the folding of the lattice about the midpoint of the extra dimension. In the following we will often combine β_4 and β_5 and use an equivalent pair of couplings β and γ determined as

$$\begin{aligned} \beta_4 &= \frac{2N_C a_5}{g_5^2} = \frac{\beta}{\gamma} \\ \beta_5 &= \frac{2N_C a_4^2}{a_5 g_5^2} = \beta\gamma \end{aligned} \quad (2.11)$$

for $SU(N_C)$. Even though we will mostly be concerned with $N_C = 2$, when possible we will present expressions for general N_C . The alternative parametrization introduces the anisotropy parameter $\gamma = \sqrt{\beta_5/\beta_4}$ (whose classical value is $\gamma = \frac{a_4}{a_5}$ as already mentioned) and the lattice coupling $\beta = \sqrt{\beta_5\beta_4} = \frac{2N_C a_4}{g_5^2}$.² Finally we stress that in Eq. (2.8) and Eq. (2.10) there are three kinds of gauge links: $U(1)$ boundary links, $SU(2)$ bulk links and hybrid links with one end on the boundary and the other in the bulk, with the unconventional gauge transformation $U \rightarrow \Omega^{U(1)} U \Omega^{\dagger SU(2)}$ from where their name originates.

The next step is to expand Eq. (2.9) and Eq. (2.10) for small lattice spacings which after a truncation to the leading non-trivial order will lead us to a continuum classical action. Some of the following steps are standard in 4d lattice gauge theories but we review them anyway because eventually particularities of our 5d lattice will appear.

2.1 Boundary-Hybrid action

$S_{S^1/\mathbb{Z}_2}^{\text{b-H}}$ in Eq. (2.9) can be split further into a boundary part and a hybrid part as

$$S_{S^1/\mathbb{Z}_2}^{\text{b-H}} = S^b + S^H \quad (2.12)$$

with

$$S^b = \frac{\beta_4}{2N_C} \sum_{n_\mu} \sum_{\mu < \nu} \frac{1}{2} \text{tr} \{1 - U_{\mu\nu}^{U(1)}(n_\mu, 0)\} \quad (2.13)$$

and

$$S^H = \frac{\beta_5}{2N_C} \sum_{n_\mu} \sum_{\mu} \text{tr} \{1 - U_{\mu 5}^H(n_\mu, 0)\}. \quad (2.14)$$

²A warning concerning the lattice versus continuum notation: the anisotropy parameter γ should not be confused with the anomalous dimension of fields and operators, also denoted by γ . Also, the various lattice couplings denoted traditionally by β should not be confused with the notation for the continuum β -functions. To reduce the possibility of confusion we will denote β -functions with the bold character β and anomalous dimensions with γ . For example, in the next sections we will meet $\beta_{\beta_{4,5}}$, the beta function of the lattice coupling $\beta_{4,5}$ etc.

Let us first consider Eq. (2.13) that contains links $U((n_\mu, 0), \nu) \equiv U(n_\mu, \nu) = e^{ia_4 g_5 \mathbf{A}_\nu(n_\mu)}$ with $\mathbf{A}_\mu \equiv A_\mu^\alpha T^\alpha = A_\mu^3 T^3$ and plaquettes of the form

$$\begin{aligned} U_{\mu\nu}^{U(1)}(n_\mu) &= U(n_\mu, \mu)U(n_\mu + a_4 \hat{\mu}, \nu)U^\dagger(n_\mu + a_4 \hat{\nu}, \mu)U^\dagger(n_\mu, \nu) \\ &= e^{ia_4 g_5 \mathbf{A}_\mu(n_\mu)} e^{ia_4 g_5 \mathbf{A}_\nu(n_\mu + a_4 \hat{\mu})} e^{-ia_4 g_5 \mathbf{A}_\mu(n_\mu + a_4 \hat{\nu})} e^{-ia_4 g_5 \mathbf{A}_\nu(n_\mu)}. \end{aligned} \quad (2.15)$$

Using the Campbell-Baker-Hausdorff formula we first obtain

$$\begin{aligned} U_{\mu\nu}^{U(1)}(n_\mu) &= \exp \left[ig_5 a_4 \left\{ \mathbf{A}_\mu(n_\mu) + \mathbf{A}_\nu(n_\mu + a_4 \hat{\mu}) - \mathbf{A}_\mu(n_\mu + a_4 \hat{\nu}) - \mathbf{A}_\nu(n_\mu) \right\} \right. \\ &\quad - \frac{a_4^2 g_5^2}{2} \left\{ [\mathbf{A}_\mu(n_\mu), \mathbf{A}_\nu(n_\mu + a_4 \hat{\mu})] + [\mathbf{A}_\mu(n_\mu), -\mathbf{A}_\mu(n_\mu + a_4 \hat{\nu})] \right. \\ &\quad + [\mathbf{A}_\mu(n_\mu), -\mathbf{A}_\nu(n_\mu)] + [\mathbf{A}_\nu(n_\mu + a_4 \hat{\mu}), -\mathbf{A}_\mu(n_\mu + a_4 \hat{\nu})] \\ &\quad \left. \left. + [\mathbf{A}_\nu(n_\mu + a_4 \hat{\mu}), -\mathbf{A}_\nu(n_\mu)] + [\mathbf{A}_\mu(n_\mu + a_4 \hat{\nu}), \mathbf{A}_\nu(n_\mu)] \right\} \right], \end{aligned} \quad (2.16)$$

which for small a_4 expands as

$$\begin{aligned} U_{\mu\nu}^{U(1)}(n_\mu) &= \exp \left[ig_5 a_4 \left\{ \mathbf{A}_\mu(n_\mu) + \mathbf{A}_\nu(n_\mu) + a_4 \hat{\Delta}_\mu \mathbf{A}_\nu(n_\mu) - \mathbf{A}_\mu(n_\mu) \right. \right. \\ &\quad \left. \left. - a_4 \hat{\Delta}_\nu \mathbf{A}_\mu(n_\mu) - \mathbf{A}_\nu(n_\mu) \right\} \right. \\ &\quad - \frac{a_4^2 g_5^2}{2} \left\{ [\mathbf{A}_\mu(n_\mu), \mathbf{A}_\nu(n_\mu)] + [\mathbf{A}_\mu(n_\mu), -\mathbf{A}_\mu(n_\mu)] \right. \\ &\quad + [\mathbf{A}_\mu(n_\mu), -\mathbf{A}_\nu(n_\mu)] + [\mathbf{A}_\nu(n_\mu), -\mathbf{A}_\mu(n_\mu)] \\ &\quad \left. \left. + [\mathbf{A}_\nu(n_\mu), -\mathbf{A}_\nu(n_\mu)] + [\mathbf{A}_\mu(n_\mu), \mathbf{A}_\nu(n_\mu)] \right\} + O(a_4^2) \right] \\ &= \exp \left[ig_5 a_4^2 \left\{ \hat{\Delta}_\mu \mathbf{A}_\nu(n_\mu) - \hat{\Delta}_\nu \mathbf{A}_\mu(n_\mu) \right\} - a_4^2 g_5^2 [\mathbf{A}_\mu(n_\mu), \mathbf{A}_\nu(n_\mu)] + O(a_4^3) \right] \\ &= \exp \left[ig_5 a_4^2 \left\{ \hat{\Delta}_\mu \mathbf{A}_\nu(n_\mu) - \hat{\Delta}_\nu \mathbf{A}_\mu(n_\mu) \right\} + O(a_4^3) \right]. \end{aligned} \quad (2.17)$$

In the above we used that $\mathbf{A}_\nu(n_\mu + a\hat{\mu}) \equiv \mathbf{A}_\nu(n_\mu) + a\hat{\Delta}_\mu \mathbf{A}_\nu(n_\mu)$ with $\hat{\Delta}_\mu \mathbf{A}_\nu(n_\mu) = \frac{1}{a} [\mathbf{A}_\nu(n_\mu + a\hat{\mu}) - \mathbf{A}_\nu(n_\mu)]$ a discrete derivative and that $[A_\mu^3 T^3, A_\nu^3 T^3] = 0$. Keeping only terms that are second order in a_4 , Eq. (2.17) becomes

$$U_{\mu\nu}^{U(1)}(n_\mu) = e^{ig_5 a_4^2 \mathbf{F}_{\mu\nu}(n_\mu)} \quad (2.18)$$

with $\mathbf{F}_{\mu\nu} = \hat{\Delta}_\mu \mathbf{A}_\nu(n_\mu) - \hat{\Delta}_\nu \mathbf{A}_\mu(n_\mu)$, where $\mathbf{F}_{\mu\nu} = F_{\mu\nu}^3 T^3$. Substituting Eq. (2.18) into Eq. (2.13) and expanding once more in small a_4 we obtain (after the folding that cancels a factor of 2)

$$S^b = \sum_{n_\mu} \sum_{\mu < \nu} \frac{\beta_4}{2N_C} \text{tr} \left\{ -ig_5 a_4^2 \mathbf{F}_{\mu\nu} + \frac{g_5^2 a_4^4}{2} \mathbf{F}_{\mu\nu}^2 + O(a_4^8) + \dots \right\}. \quad (2.19)$$

After the trace and using Eq. (2.11) the action Eq. (2.13) becomes

$$S^b = \sum_{n_\mu} a_4^4 \sum_{\mu, \nu} \frac{a_5}{4} F_{\mu\nu}^3 F_{\mu\nu}^3. \quad (2.20)$$

In the limit $a_4 \rightarrow 0$ the sum $\sum_{n_\mu} a_4^4 \rightarrow \int d^4x$ and up to the multiplicative a_5 factor we have a usual 4d continuum $U(1)$ gauge field action in infinite volume.

The procedure for S^H is similar, with a difference originating from the definition of the links that it contains. In particular, a hybrid plaquette contains one $U(1)$ link (we denote the corresponding potential as $\mathbf{A}_\mu^{\mathbf{a}}$ below), one $SU(2)$ link and two hybrid (also $SU(2)$ valued) links:

$$\begin{aligned}
U_{\mu 5}^H &= e^{ia_4 g_5 \mathbf{A}_\mu^{\mathbf{a}}(n_\mu, 0)} e^{ia_5 g_5 \mathbf{A}_5(n_\mu + a_4 \hat{\mu}, 0)} e^{-ia_4 g_5 \mathbf{A}_\mu(n_\mu, a_5 \hat{5})} e^{-ia_5 g_5 \mathbf{A}_5(n_\mu, 0)} \\
&= \exp \left[ia_5 g_5 \left\{ \gamma \mathbf{A}_\mu^{\mathbf{a}}(n_\mu, 0) + \mathbf{A}_5(n_\mu + a_4 \hat{\mu}, 0) - \gamma \mathbf{A}_\mu(n_\mu, a_5 \hat{5}) - \mathbf{A}_5(n_\mu, 0) \right\} \right. \\
&\quad - \frac{g_5}{2} \left\{ [a_4 \mathbf{A}_\mu^{\mathbf{a}}(n_\mu, 0), a_5 \mathbf{A}_5(n_\mu + a_4 \hat{\mu}, 0)] + [a_4 \mathbf{A}_\mu^{\mathbf{a}}(n_\mu, 0), -a_4 \mathbf{A}_\mu(n_\mu, a_5 \hat{5})] \right. \\
&\quad + [a_4 \mathbf{A}_\mu^{\mathbf{a}}(n_\mu, 0), -a_5 \mathbf{A}_5(n_\mu, 0)] + [a_5 \mathbf{A}_5(n_\mu + a_4 \hat{\mu}, 0), -a_4 \mathbf{A}_\mu(n_\mu, a_5 \hat{5})] \\
&\quad \left. \left. + [a_5 \mathbf{A}_5(n_\mu + a_4 \hat{\mu}, 0), -a_5 \mathbf{A}_5(n_\mu, 0)] + [a_4 \mathbf{A}_\mu(n_\mu, a_5 \hat{5}), a_5 \mathbf{A}_5(n_\mu, 0)] \right\} \right]. \quad (2.21)
\end{aligned}$$

As before, displaced fields are expanded as

$$\begin{aligned}
\mathbf{A}_5(n_\mu + a_4 \hat{\mu}, 0) &\rightarrow \mathbf{A}_5(n_\mu, 0) + a_4 \hat{\Delta}_\mu \mathbf{A}_5(n_\mu, 0), \\
\mathbf{A}_\mu(n_\mu, a_5 \hat{5}) &\rightarrow \mathbf{A}_\mu(n_\mu, 0) + a_5 \hat{\Delta}_5 \mathbf{A}_\mu(n_\mu, 0). \quad (2.22)
\end{aligned}$$

To complete this calculation we have to express Eq. (2.7) at the gauge field level. By doing so, we obtain (we follow the notation of [12])

$$\begin{aligned}
\mathcal{R} \mathbf{A}_\mu &\equiv \alpha_\mu A_\mu^A T^A = \alpha_\mu \eta^A A_\mu^A T^A \Leftrightarrow \\
A_\mu^A T^A &= \alpha_\mu \eta^A A_\mu^A T^A, \\
\mathcal{R} \mathbf{A}_5 &\equiv \alpha_5 A_5^A T^A = \alpha_5 \eta^A A_5^A T^A \Leftrightarrow \\
A_5^A T^A &= \alpha_5 \eta^A A_5^A T^A \quad (2.23)
\end{aligned}$$

where $\alpha_\mu = +1$, $\alpha_5 = -1$ are the parities of the A_μ and A_5 fields respectively. Moreover, we have used the relation $g T^A g^{-1} = \eta^A T^A$ (no sum on A) where $\eta^A = \pm 1$ is the parity of the generators with $\eta^a = 1$ and $\eta^{\hat{a}} = -1$. Thus, the Dirichlet boundary conditions Eq. (2.23) imply that on the boundary

$$A_\mu^{1,2} = 0 \quad \text{and} \quad A_5^3 = 0. \quad (2.24)$$

We also obtain the Neumann boundary conditions

$$\hat{\Delta}_5 A_\mu^3 = 0, \quad \hat{\Delta}_5 A_5^{1,2} = 0 \quad (2.25)$$

and now Eq. (2.22) becomes

$$\begin{aligned}
A_5^A(n_\mu + a_4 \hat{\mu}, 0) &\rightarrow A_5^{1,2}(n_\mu, 0) + a_4 \hat{\Delta}_\mu A_5^{1,2}(n_\mu, 0), \\
A_\mu^A(n_\mu, a_5 \hat{5}) &\rightarrow A_\mu^3(n_\mu, 0). \quad (2.26)
\end{aligned}$$

Substituting these into Eq. (2.21) and keeping only terms of order $O(a_4 a_5)$, we get

$$U_{\mu 5}^H = e^{ia_4 a_5 g_5 \sum_{\hat{\alpha}} F_{\mu 5}^{\hat{\alpha}} T^{\hat{\alpha}}} \quad (2.27)$$

with $F_{\mu_5}^{1,2}T^{1,2} = \hat{\Delta}_\mu A_5^{1,2}T^{1,2} + ig_5[A_\mu^3T^3, A_5^{1,2}T^{1,2}]$. Defining a complex scalar field as $\phi = \frac{1}{\sqrt{2}}(A_5^1 + iA_5^2)$ we get that

$$\text{tr} \sum_{\hat{\alpha}} F_{\mu_5}^{\hat{\alpha}} T^{\hat{\alpha}} F_{\mu_5}^{\hat{\alpha}} T^{\hat{\alpha}} \equiv |\hat{D}_\mu \phi|^2, \quad \hat{D}_\mu = \hat{\Delta}_\mu + ig_5 A_\mu^3. \quad (2.28)$$

Setting the above relations into the action Eq. (2.14), using Eq. (2.11) and keeping terms of order $O(a_4 a_5)$, the Hybrid action becomes

$$\begin{aligned} S^H &= \sum_{n_\mu} \frac{\beta_5}{2N_C} \sum_{\mu} a_4^2 a_5^2 g_5^2 |\hat{D}_\mu \phi|^2 \Leftrightarrow \\ S^H &= \sum_{n_\mu} a_4^4 \sum_{\mu} a_5 |\hat{D}_\mu \phi|^2. \end{aligned} \quad (2.29)$$

The Hybrid action, similarly to Eq. (2.20), contains an extra multiplicative, dimensionful a_5 factor. Adding Eq. (2.20) and Eq. (2.29), the boundary-hybrid action $S_{S^1/\mathbb{Z}_2}^{\text{b-H}}$ takes the final form

$$S_{S^1/\mathbb{Z}_2}^{\text{b-H}} = \sum_{n_\mu} a_4^4 a_5 \left[\frac{1}{4} \sum_{\mu, \nu} F_{\mu\nu}^3 F_{\mu\nu}^3 + \sum_{\mu} |\hat{D}_\mu \phi|^2 \right],$$

to leading order in the lattice spacing expansion. Note that the 4d scalar field ϕ , which is a combination of the components of the 5d gauge field A_M , plays the role of a Higgs-like field for a boundary observer. In fact, the above action is just the massless, free scalar QED (SQED) in 4d. Clearly, in the absence of a potential for ϕ there is no Higgs mechanism at the classical level.

Finally, notice that $S_{S^1/\mathbb{Z}_2}^{\text{b-H}}$ contains both a_4 and a_5 . As we have already mentioned, in the limit $a_4 \rightarrow 0$ the sum $\sum_{n_\mu} a_4^4 \rightarrow \int d^4x$. On the other hand, there is no summation over n_5 . Since at the expansion level that we work here bulk and boundary are decoupled, we can replace a_5 in $S_{S^1/\mathbb{Z}_2}^{\text{b-H}}$ by $a_5 = \frac{\pi R}{N_5}$, independently of the bulk action. Recall also that the radius of the fifth dimension is $R \rightarrow \infty$. Therefore, we can choose $N_5 \rightarrow (0, \text{finite or } \infty)$. Now, choosing $N_5 \rightarrow \infty$ indicates that $a_5 \rightarrow a_5^f$, where a_5^f is an arbitrary finite and non-zero constant of mass dimension $[a_5^f] = -1$. The action $S_{S^1/\mathbb{Z}_2}^{\text{b-H}}$ therefore becomes

$$S_{S^1/\mathbb{Z}_2}^{\text{b-H}} = a_5^f \sum_{n_\mu} a_4^4 \left[\frac{1}{4} \sum_{\mu, \nu} F_{\mu\nu}^3 F_{\mu\nu}^3 + \sum_{\mu} |\hat{D}_\mu \phi|^2 \right]. \quad (2.30)$$

2.2 Bulk action

If it were not for the anisotropy there would be no extra calculation necessary for Eq. (2.10) to leading order in the lattice spacing expansion. Because of the presence of the anisotropy, we have to go through a few short steps. It is easy to see that the bulk action can be separated further into a four-dimensional part and a five-dimensional part

$$S_{S^1/\mathbb{Z}_2}^{\text{bulk}} = S_{4d} + S_{5d} \quad (2.31)$$

with

$$S_{4d} = \frac{\beta_4}{2N_C} \sum_{n_\mu, n_5} \sum_{\mu < \nu} \text{tr} \{1 - U_{\mu\nu}(n_\mu, n_5)\} \quad (2.32)$$

and

$$S_{5d} = \frac{\beta_5}{2N_C} \sum_{n_\mu, n_5} \sum_{\mu} \text{tr} \{1 - U_{\mu 5}(n_\mu, n_5)\}. \quad (2.33)$$

The 4d part is trivial as it is just the usual Yang-Mills action in 4d, multiplied by β_4 . The plaquette is then

$$U_{\mu\nu}(n_\mu, n_5) = e^{ig_5 a_4^2 \mathbf{F}_{\mu\nu}(n_\mu, n_5)}, \quad (2.34)$$

with $\mathbf{F}_{\mu\nu} = F_{\mu\nu}^A T^A = \hat{\Delta}_\mu \mathbf{A}_\nu(n_\mu, n_5) - \hat{\Delta}_\nu \mathbf{A}_\mu(n_\mu, n_5) + ig_5 [\mathbf{A}_\mu, \mathbf{A}_\nu]$ and the action

$$S_{4d} = \frac{1}{2} \sum_{n_\mu} a_4^4 \sum_{n_5} a_5 \sum_{\mu, \nu} \frac{1}{2} F_{\mu\nu}^A F_{\mu\nu}^A. \quad (2.35)$$

Now in the continuum limit where the lattice spacings go to zero we obtain a five dimensional integral since $\sum_{n_\mu} a_4^4 \sum_{n_5} a_5 \rightarrow \int d^5 x$.

The plaquette along the fifth dimension is

$$U_{\mu 5}(n_\mu, n_5) = e^{ia_4 g_5 \mathbf{A}_\mu(n_\mu, n_5)} e^{ia_5 g_5 \mathbf{A}_5(n_\mu + a_4 \hat{\mu}, n_5)} e^{-ia_4 g_5 \mathbf{A}_\mu(n_\mu, n_5 + a_5 \hat{5})} e^{-ia_5 g_5 \mathbf{A}_5(n_\mu, n_5)},$$

that finally leads to

$$S_{5d} = \frac{1}{2} \sum_{n_\mu} a_4^4 \sum_{n_5} a_5 \sum_{\mu} \frac{1}{2} F_{\mu 5}^A F_{\mu 5}^A. \quad (2.36)$$

As expected, the combination of Eq. (2.35) and Eq. (2.36) is 5d covariant and the sum reconstructs to leading order into a 5d bulk action

$$S_{S^1/\mathbb{Z}_2}^{\text{bulk}} = \sum_{n_\mu} a_4^4 \sum_{n_5} a_5 \sum_{M, N} \frac{1}{4} F_{MN}^A F_{MN}^A. \quad (2.37)$$

We note however that if there was some kind of dimensional reduction to 4d at work, we could have expressed Eq. (2.36) as $\frac{1}{2} (D_\mu \Phi)^A (D_\mu \Phi)^A$ with D_μ the $SU(2)$ gauge covariant derivative. Together with Eq. (2.35) this term could be interpreted as a 4d gauge-adjoint Higgs system, with no classical potential though.

2.3 The leading order continuum action

The classical scaling dimensions of the coupling and fields can be found in Appendix B. Before we take the continuum limit of Eq. (2.30) and Eq. (2.37) we perform the rescaling

$$\{\mathbf{A}_\mu, \mathbf{A}_5\} \rightarrow \frac{1}{\sqrt{a_5^f}} \{\mathbf{A}_\mu, \mathbf{A}_5\} \quad (2.38)$$

only on the boundary-Hybrid action, and now $\{\mathbf{A}_\mu, \mathbf{A}_5\}$ have dimension $[\mathbf{A}_\mu] = [\mathbf{A}_5] = 1$ as a usual gauge field in 4d. In particular, we get that

$$(F_{\mu\nu}^3)^2 \rightarrow \frac{1}{a_5^f} (F_{\mu\nu}^3)^2, \quad |\hat{D}_\mu \phi|^2 \rightarrow \frac{1}{a_5^f} |\hat{D}_\mu \phi|^2$$

where now the covariant derivative takes the form $\hat{D}_\mu = \hat{\Delta}_\mu + i \frac{g_5}{\sqrt{a_4}} A_\mu^3 \equiv \hat{\Delta}_\mu + ig\sqrt{\gamma} A_\mu^3$ with the dimensionless coupling and the anisotropy factor

$$g = \frac{g_5}{\sqrt{a_4}} \quad \text{and} \quad \gamma = \frac{a_4}{a_5^f}, \quad (2.39)$$

We can then bring the rescaled $S_{S^1/\mathbb{Z}_2}^{\text{b-H}}$ action into a 5d action by

$$\begin{aligned} S_{S^1/\mathbb{Z}_2}^{\text{b-H}} &= \sum_{n_\mu} a_4^4 \mathcal{L}_{\text{bound}} \Leftrightarrow \\ &= \sum_{n_\mu} a_4^4 \sum_{n_5} \frac{a_5}{a_5} \delta(n_5) \mathcal{L}_{\text{bound}} \Leftrightarrow \\ S_{S^1/\mathbb{Z}_2}^{\text{b-H}} &= \sum_{n_\mu} a_4^4 \sum_{n_5} a_5 \delta(a_5 n_5) \mathcal{L}_{\text{bound}}. \end{aligned} \quad (2.40)$$

As we have already mentioned the bulk action remains untouched under the above rescaling with the field strength reading

$$F_{MN}^A = \hat{\Delta}_M A_N - \hat{\Delta}_N A_M - g_5 f^{ABC} A_M^B A_N^C, \quad (2.41)$$

and the bulk action still reading

$$S_{S^1/\mathbb{Z}_2}^{\text{bulk}} = \sum_{n_\mu} a_4^4 \sum_{n_5} a_5 \sum_{M,N} \frac{1}{4} F_{MN}^A F_{MN}^A. \quad (2.42)$$

Now we are ready to take the naive continuum limit in Eq. (2.40) and Eq. (2.42) using $\sum_{n_\mu} a_4^4 \sum_{n_5} a_5 \rightarrow \int d^5x$, $\delta(a_5 n_5) \rightarrow \delta(x_5)$, $\hat{\Delta}_M \rightarrow \partial_M$, $\hat{D}_M \rightarrow D_M$ and $\hat{p}_M = \frac{2}{a} \sin \frac{ap_M}{2} \rightarrow p_M$. Switching to Minkowski space we finally obtain the five-dimensional continuum orbifold action

$$S_{S^1/\mathbb{Z}_2} = \int d^5x \left[P(x_5) \mathcal{L}_{\text{bulk}} + \delta(x_5) \mathcal{L}_{\text{bound}} \right], \quad (2.43)$$

where $\mathcal{L}_{\text{bulk}} = -\frac{1}{4} F_{MN}^A F_{MN}^A$, $\mathcal{L}_{\text{bound}} = -\frac{1}{4} F_{\mu\nu}^3 F_{\mu\nu}^3 + |D_\mu \phi|^2$ and $P(x_5) = 1 - \delta(x_5)$. The projection operators act in such a way that for $x_5 = 0$ they allow only $\mathcal{L}_{\text{bound}}$ and in the bulk only $\mathcal{L}_{\text{bulk}}$ to survive. The classical action Eq. (2.43) is invariant under the global symmetries Parity (P), Charge conjugation (C) and "Stick" symmetry (S). For the action of these symmetries see [13]. In Appendix C we work out their action on the continuum fields. This is the action that we will quantize in this paper. Due to the continuum limit, at this order, the boundary action even though otherwise completely decoupled from, is suppressed with respect to the bulk action.

3 Quantum effects

In the following we quantize the classical action and compute the 1-loop corrections with the goal of extracting its β -functions and anomalous dimensions. We stress that we are in a 'zero temperature' context with no compact extra dimension and associated Kaluza-Klein states. The gauge fixed action, in the R_ξ gauge, is

$$\begin{aligned}
S_{S^1/\mathbb{Z}_2} &= \int d^5x \left[P(x_5) \left\{ -\frac{1}{4} F_{MN}^A F_{MN}^A - \frac{1}{2\xi} (\partial_M A_M^A)^2 + \partial_M \bar{c}^C D_M^{CB} c^B \right\} \right. \\
&\quad \left. + \delta(x_5) \left\{ -\frac{1}{4} F_{\mu\nu}^3 F_{\mu\nu}^3 + |D_\mu \phi|^2 - \frac{1}{2\xi} (\partial_\mu A_\mu^3)^2 + \partial_\mu \bar{c}^3 \partial_\mu c^3 \right\} \right]. \quad (3.1)
\end{aligned}$$

In the bulk, $D_M^{CB} = \delta^{CB} \partial_M + g_5 f^{CBA} A_M^A$ and c^B, \bar{c}^C are the non-Abelian ghost and anti-ghost respectively. On the boundary only the third component of c^A and \bar{c}^A survive since ghosts should respect the orbifold boundary conditions which read

$$c^A(x_\mu, -x_5) = \eta^A c^A(x_\mu, x_5)$$

and at the boundary, at $x_5 = 0$, they give

$$\begin{aligned}
c^a(x_\mu, 0) &= +c^a(x_\mu, 0) = c^3(x_\mu, 0), \\
\hat{c}^a(x_\mu, 0) &= -\hat{c}^a(x_\mu, 0) = -c^{1,2}(x_\mu, 0) = 0. \quad (3.2)
\end{aligned}$$

The gauge fixing term should also respect the corresponding boundary conditions giving

$$\partial_M A_M^A(x_\mu, -x_5) = \alpha_M \alpha_M \eta^A \partial_M A_M^A(x_\mu, x_5)$$

which means that

$$\partial_\mu A_\mu^3(x_\mu, 0) \neq 0, \quad \partial_5 A_\mu^3(x_\mu, 0) = 0.$$

Therefore, it is not necessary to use separate gauge fixing and ghosts for the boundary action, since $\partial_\mu A_\mu^3$ and c^3, \bar{c}^3 are components of the bulk gauge fixing and ghosts terms.

The Feynman rules deriving from Eq. (3.1) are computed in Appendix D.

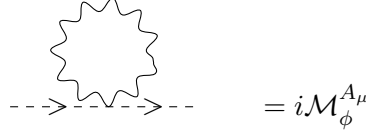
3.1 1-loop diagrams

At 1-loop level there are four sets of possible diagrams corresponding to one-, two-, three- and four-point functions named $\mathcal{T}_j^i, \mathcal{M}_j^i, \mathcal{K}_j^i$ and \mathcal{B}_j^i respectively. Here, the superscript $i = A_M, G, A_\mu, \phi$ indicates the field(s) running in the loop and the subscript $j = A_M, G, A_\mu, \phi$ the external fields. Note that the label for the boundary gauge field is $A_\mu^3 \equiv A_\mu$ and the label for a generic ghost is G . The notation for the loop and external momenta is $k_M = \{q_\mu, k_5\}$ and $p_M = \{l_\mu, p_5\}$ respectively. With these in mind, we present the 1-loop integrals obtained from the 5d orbifold action Eq. (3.1). It is convenient to separate them to a boundary and a bulk

Its contracted version

$$\mathcal{M}_{A_\mu}^\phi = \frac{1}{3} \left(-g^{\rho\sigma} + \frac{l^\rho l^\sigma}{l^2} \right) \mathcal{M}_{A_\mu, \rho\sigma}^\phi = 2g^2 \gamma g_{\mu\nu} B^{\mu\nu}(q, q+l) \quad (3.7)$$

will be also useful below. The second case corresponds to $S = 5$, $R = 5$, $M = \mu$ and $N = \nu$:



$$= i\mathcal{M}_\phi^{A_\mu}$$

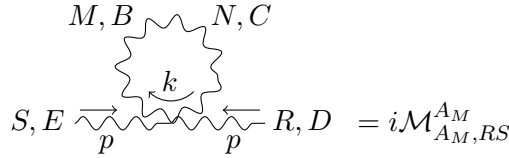
and is equal to

$$\mathcal{M}_\phi^{A_\mu} = -2g^2 \gamma g_{\mu\nu} \int \frac{d^4 q}{i(2\pi)^4} \Delta_{\mu\nu 55} \frac{-g^{\mu\nu}}{q^2} = 2dg^2 \gamma \mu^{4-d} \int \frac{d^d q}{i(2\pi)^d} \frac{1}{q^2}. \quad (3.8)$$

It is also a massless tadpole and thus zero in DR. Again, we convert it to a usual two-point function diagram

$$\mathcal{M}_\phi^{A_\mu} = 8g^2 \gamma \int \frac{d^4 q}{i(2\pi)^4} \frac{q^2}{q^2(q+l)^2} = 8g^2 \gamma g_{\mu\nu} B^{\mu\nu}(q, q+l). \quad (3.9)$$

Next, we turn to the bulk where $k_5 \neq 0$ and $P(k_5) = 1$. The contributing diagram is



$$= i\mathcal{M}_{AM,RS}^{A_M}$$

that evaluates to

$$\mathcal{M}_{AM,RS}^{A_M} = -\frac{g_5^2}{2} \int \frac{d^5 k}{i(2\pi)^5} K_{MNR5}^{BCDE} \frac{\delta^{BC}}{k^2} g^{MN}, \quad (3.10)$$

where here and in the following we use Eq. (2.39) combined with $\gamma = \frac{a_4}{a_5^f}$.

From Eq. (D.14) the contraction K_{MNR5}^{BCDE} with the propagator gives

$$-\delta^{BC} K_{MNR5}^{BCDE} g^{MN} = 2\mathcal{C}_A \delta^{DE} (1-d) g_{RS}$$

where we have used that $f^{ABD} f^{ABE} = \mathcal{C}_A \delta^{DE}$. So, Eq. (3.10) becomes

$$\mathcal{M}_{AM,RS}^{A_M} = g_5^2 \mathcal{C}_A (1-d) g_{RS} \mu^{5-d} \int \frac{d^d k}{i(2\pi)^d} \frac{\delta^{DE}}{k^2}. \quad (3.11)$$

This is a vanishing in DR massless tadpole. In other regularization schemes though it may be non-zero. To obtain a useful for such a case expression, the common trick is to multiply the integrand by $\frac{(k+p)^2}{(k+p)^2}$:

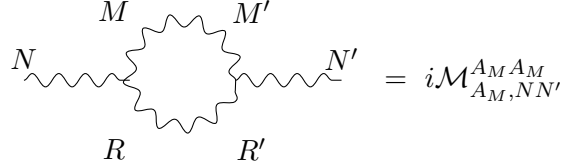
$$\mathcal{M}_{AM,RS}^{A_M} = g_5^2 \mathcal{C}_A (1-d) g_{RS} \mu^{5-d} \int \frac{d^d k}{i(2\pi)^d} \frac{\delta^{DE} (k^2 + 2k \cdot p + p^2)}{k^2 (k+p)^2}$$

$$= g_5^2 \mathcal{C}_A (1-d) g_{RS} \delta^{DE} \left[g_{MN} B^{MN}(k, k+p) + 2p_M B^M(k, k+p) + p^2 B_0(k, k+p) \right].$$

Then using Passarino-Veltman (PV) reduction formulae and setting $d = 5$ it becomes

$$\mathcal{M}_{AM,RS}^{AM} = -4g_5^2 \mathcal{C}_{AGRS} \delta^{BB'} g_{MN} B^{MN}(k, k+p). \quad (3.12)$$

The next contribution to the two-point function is



$$= i\mathcal{M}_{AM,NN'}^{AMAM}$$

given by

$$i\mathcal{M}_{AM,NN'}^{AMAM} = g^2 \gamma \int \frac{d^5 k}{(2\pi)^5} S_{\mathcal{M}}^2 \left[P(k_5) L_{MNR}^{ABC} + i\delta_{k_5,0} Q_{MNR} \right] \left[P(k_5) L_{M'N'R'}^{A'B'C'} + i\delta_{k_5,0} Q_{M'N'R'} \right] \times \\ i\Pi_{AA'}^{MM'}(k_M, q_\mu) i\Pi_{CC'}^{RR'}(k_M + p_M, q_\mu + l_\mu), \quad (3.13)$$

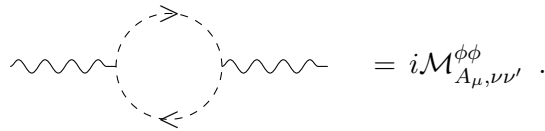
with $S_{\mathcal{M}}^2 = \frac{P(k_5)}{2} + \delta_{k_5,0}$. It is convenient to separate at this point the boundary from the bulk.

Starting from the boundary where $P(k_5 = 0) = 0$, Eq. (3.13) gives

$$\mathcal{M}_{NN'}^{boun.} = g^2 \gamma \int \frac{d^4 q}{(2\pi)^4 i} Q_{MNR} Q_{M'N'R'} \Pi_{\mu\mu'}(q_\nu) \Pi_{\rho\rho'}(q_\nu + l_\nu). \quad (3.14)$$

Eq. (3.14) corresponds to further two cases.

The first is when $(M, N, R) = (5, \nu, 5)$, $(M', N', R') = (5, \nu', 5)$, corresponding to the diagram



$$= i\mathcal{M}_{A_\mu, \nu\nu'}^{\phi\phi}$$

This diagram is the vacuum polarization of A_μ in massless SQED and it is non-zero. However, this is not a quantum correction to the mass of the gauge boson but a correction to the gauge coupling. Using Eq. (D.13) that gives $Q_{5\nu 5} = 2q_\nu + l_\nu$, $Q_{5\nu' 5} = 2q_{\nu'} + l_{\nu'}$, Eq. (3.14) becomes

$$\mathcal{M}_{A_\mu, \nu\nu'}^{\phi\phi} = g^2 \gamma \int \frac{d^4 q}{(2\pi)^4 i} \frac{(2q_\nu + l_\nu)(2q_{\nu'} + l_{\nu'})}{q^2 (q+l)^2}. \quad (3.15)$$

This integral can be simplified by using the massless limit of standard PV formulae, see for example the Appendix of [4]. After the reduction, we obtain the expression

$$\mathcal{M}_{A_\mu, \nu\nu'}^{\phi\phi} = g^2 \gamma \left[4B_{\nu\nu'}(q, q+l) + 2l_\nu B_{\nu'}(q, q+l) + 2l_{\nu'} B_\nu(q, q+l) + l_\nu l_{\nu'} B_0(q, q+l) \right].$$

(3.20)

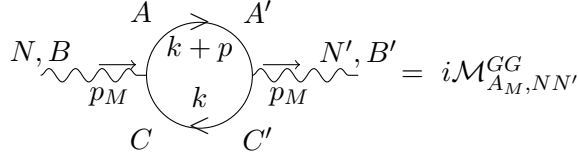
Identifying G_{MNR} from Eq. (D.11) for $p_{12} = p - k$, $p_{23} = 2k + p$ and $p_{31} = -k - 2p$ we have the identity

$$\begin{aligned} G_{NRM}G_{N'R'M'}g^{MM'}g^{RR'} &= -(-6 + 4d)k_Nk_{N'} - (-3 + 2d)k_Np_{N'} - (-3 + 2d)p_Nk_{N'} \\ &- (-6 + d)p_Np_{N'} - 2g_{NN'}k^2 - 2g_{NN'}k \cdot p - 5g_{NN'}p^2 \end{aligned}$$

and by following the reduction program Eq. (3.20) takes the final form

$$\begin{aligned} \mathcal{M}_{A_M, NN'}^{A_M A_M} &= \frac{g_5^2}{2} \mathcal{C}_A \delta^{BB'} \left[(-6 + 4d)B_{NN'}(k, k + p) + (-3 + 2d)p_{N'}B_N(k, k + p) \right. \\ &+ (-3 + 2d)p_NB_{N'}(k, k + p) + (-6 + d)p_Np_{N'}B_0(k, k + p) + 2g_{NN'}g_{AB}B^{AB}(k, k + p) \\ &\left. + 2g_{NN'}p_M B^M(k, k + p) + 5g_{NN'}p^2 B_0(k, k + p) \right], \end{aligned} \quad (3.21)$$

where again we have used that $f^{ABC}f^{A'B'C'}\delta_{AA'}\delta_{CC'} = \mathcal{C}_A\delta^{BB'}$. Of course, the vacuum polarization diagrams of the bulk are not yet complete since they admit contributions from the ghost fields. The ghost contribution to the vacuum polarization is



and it evaluates to

$$i\mathcal{M}_{A_M, NN'}^{GG} = (-1)g_5^2 f^{BAC}f^{B'C'A'} \int \frac{d^5k}{(2\pi)^5} S_M^3 \frac{ik_N\delta_{AA'}}{k^2} \frac{i(k+p)_{N'}\delta_{CC'}}{(k+p)^2}, \quad (3.22)$$

where the (-1) factor comes from the fact that ghosts are anti-commuting fields. Notice here that the symmetry factor is $S_M^3 = 1$ for $k_5 \neq 0$ and that $f^{BAC}f^{B'C'A'}\delta_{AA'}\delta_{CC'} = f^{BAC}f^{B'CA} = -f^{BAC}f^{B'AC} = -\mathcal{C}_A\delta^{BB'}$. The final form of the above integral is

$$\mathcal{M}_{A_M, NN'}^{GG} = -g_5^2 \mathcal{C}_A \delta^{BB'} \left[B_{NN'}(k, k + p) + p_{N'}B_N(k, k + p) \right]. \quad (3.23)$$

The complete vacuum polarization in the bulk is given by the sum of Eq. (3.12), Eq. (3.21) and Eq. (3.23):

$$\begin{aligned} \mathcal{M}_{A, MN} &= g_5^2 \mathcal{C}_A \delta^{AB} \left[(-4 + 2d)B_{MN}(k, k + p) + \frac{(-5 + 2d)}{2}p_NB_M(k, k + p) \right. \\ &+ \frac{(-3 + 2d)}{2}p_MB_N(k, k + p) + \frac{(-6 + d)}{2}p_Mp_NB_0(k, k + p) + 5g_{MN}g_{AB}B^{AB}(k, k + p) \\ &\left. + g_{MN}p_AB^A(k, k + p) + \frac{5}{2}g_{MN}p^2 B_0(k, k + p) \right] \end{aligned} \quad (3.24)$$

which for $d = 5$ becomes

$$\mathcal{M}_{A, MN} = g_5^2 \mathcal{C}_A \delta^{AB} \left[6B_{MN}(k, k + p) + \frac{5}{2}p_NB_M(k, k + p) \right]$$

$$= i\mathcal{K}_{\phi A \phi, \mu}^{\phi A} ,$$

where $l + l_1 + l_2 = 0$. It is equal to

$$i\mathcal{K}_{\phi A \phi, \mu}^{\phi A} = 2ig^3\gamma^{3/2}ig^{\mu\nu} \int \frac{d^4q}{(2\pi)^4} i \frac{2l_{\nu'} + q_{\nu'}}{q^2} \frac{-ig_{\nu\nu'}}{(q+l)^2} . \quad (3.28)$$

Following the appropriate reduction formulae it can be written as

$$\mathcal{K}_{\phi A \phi, \mu}^{\phi A} = -3g^3\gamma^{3/2}l_\mu B_0(q, q+l) . \quad (3.29)$$

The second Triangle diagram correcting the gauge-scalar vertex is given by

$$= i\mathcal{K}_{\phi A \phi, \mu}^{\phi A \phi} ,$$

where $l_1 + l_2 + l = 0$ and $L_1 = l_1$, $L_2 = l_1 + l_2$. Its explicit expression is

$$i\mathcal{K}_{\phi A \phi, \mu}^{\phi A \phi} = -ig^3\gamma^{3/2} \int \frac{d^4q}{(2\pi)^4} i \frac{(2q+l)_\mu}{q^2} \frac{(q+l_1+l_2)_\nu}{(q+L_1)^2} \frac{(q+l)_\rho}{(q+L_2)^2} g^{\nu\rho} . \quad (3.30)$$

Using momentum conservation to simplify the calculation its reduced form is

$$\mathcal{K}_{\phi A \phi, \mu}^{\phi A \phi} = g^3\gamma^{3/2} \left[l_\mu B_0(q, q+l_2) - 2l^2 C_\mu(q, q+L_1, q+L_2) - l_{1,\mu} l^2 C_0(q, q+L_1, q+L_2) \right] . \quad (3.31)$$

The total correction to the gauge-scalar vertex is given by the sum of Eq. (3.29) and Eq. (3.31):

$$\begin{aligned} \mathcal{K}_{\phi A \phi, \mu} &= g^3\gamma^{3/2} \left[-3l_\mu B_0(q, q+l) + l_\mu B_0(q, q+l_2) \right. \\ &\quad \left. - 2l^2 C_\mu(q, q+L_1, q+L_2) - l_{1,\mu} l^2 C_0(q, q+L_1, q+L_2) \right] . \end{aligned} \quad (3.32)$$

Next we discuss the bulk, where things are quite different. In particular, recall that in the bulk lies a non-Abelian gauge theory, so there is a non-trivial classical cubic gauge-field vertex. Likewise there are Triangle diagrams with external gauge fields which are non-zero and correct this vertex. Notice also that all the vertices of the bulk action Eq. (3.1) contain a single coupling constant. Therefore, the renormalization program of the bulk can be done by evaluating only the Triangle diagrams that contribute as quantum corrections to the gauge-ghost vertex. This is technically simpler and 1-loop corrections come only from two irreducible diagrams. For loop momenta, we adopt the notation of [4] where $P_1 = p_1$, $P_2 = p_1 + p_2$ and $p_1 + p_2 + p = 0$. The first diagram

is equal to

$$\begin{aligned}
i\mathcal{K}_{AGG,M}^{GAG} &= -g_5^3 f^{AED} f^{BB'F} f^{CC'F'} \int \frac{d^5 k}{(2\pi)^5} k_M (k+P_1)_{NPR} \frac{i\delta^{EB'}}{k^2} \frac{i\delta^{DC'}}{(k+P_1)^2} \frac{i\delta^{FF'}}{(k+P_2)^2} g^{NR} \Rightarrow \\
\mathcal{K}_{AGG,M}^{GAG} &= g_5^3 \frac{\mathcal{C}_A}{2} f^{ABC} \int \frac{d^5 k}{(2\pi)^5} i \frac{k_M (k \cdot p + p \cdot p_1)}{k^2 (k+P_1)^2 (k+P_2)^2}, \quad (3.33)
\end{aligned}$$

where we have used the identity $if^{AB'D}if^{BB'F}if^{CDF} = i\frac{\mathcal{C}_A}{2}f^{ABC}$. Using the usual reduction formula the above integral takes the final form

$$\mathcal{K}_{AGG,M}^{GAG} = g_5^3 \frac{\mathcal{C}_A}{2} f^{ABC} \left[p^N C_{MN}(k, P_1, P_2) + p \cdot p_1 C_M(k, P_1, P_2) \right]. \quad (3.34)$$

The other diagram that corrects the gauge-ghost vertex is

and its explicit form is

$$\begin{aligned}
i\mathcal{K}_{AGG,M}^{AGA} &= g_5^3 f^{AED} f^{BD'F} f^{CE'F'} \int \frac{d^5 k}{(2\pi)^5} G_{MNR}(k-p)_{N'PR'} \frac{-ig^{RR'}\delta^{EE'}}{k^2} \\
&\times \frac{-ig^{NN'}\delta^{DD'}}{(k+P_1)^2} \frac{i\delta^{FF'}}{(k+P_2)^2} \Rightarrow \\
\mathcal{K}_{AGG,M}^{AGA} &= -g_5^3 \frac{\mathcal{C}_A}{2} f^{ABC} \int \frac{d^5 k}{(2\pi)^5} i \frac{G_{MNR}(k-p)^N p^R}{k^2 (k+P_1)^2 (k+P_2)^2}, \quad (3.35)
\end{aligned}$$

where here G_{MNR} is given in Eq. (D.11) for $p_{12} = p_1 - k$, $p_{23} = 2k + p_1$ and $p_{31} = -2p_1 - k$. Its reduced form is

$$\begin{aligned}
\mathcal{K}_{AGG,M}^{AGA} &= -g_5^3 \frac{\mathcal{C}_A}{2} f^{ABC} \left[p^N C_{MN}(k, P_1, P_2) - p_M B_0(k, k+p_2) \right. \\
&+ (p \cdot p_1 - 2p^2) C_M(k, P_1, P_2) + 2p_M (p_N - p_{1,N}) C^N(k, P_1, P_2) \\
&+ p_{1,M} p_N C^N(k, P_1, P_2) + (p \cdot p_1 p_M - p^2 p_{1,M}) C_0(k, P_1, P_2) \left. \right]. \quad (3.36)
\end{aligned}$$

The total contribution to the gauge-ghost vertex is the sum of Eq. (3.34) and Eq. (3.36):

$$\mathcal{K}_{AGG,M} = g_5^3 \frac{\mathcal{C}_A}{2} f^{ABC} \left[p_M B_0(k, k+p_2) + 2p^2 C_M(k, P_1, P_2) - 2p_M (p_N - p_{1,N}) C^N(k, P_1, P_2) \right]$$

$$- p_{1,MPN} C^N(k, P_1, P_2) - (p \cdot p_1 p_M - p^2 p_{1,M}) C_0(k, P_1, P_2) \Big]. \quad (3.37)$$

Eq. (3.37) along with Eq. (3.29) and Eq. (3.31) are the contributions needed to carry out the renormalization program of both the boundary and bulk Lagrangians.

There are non-vanishing Box diagrams both on the boundary and in the bulk. The role of these boxes can be quite subtle in some cases and for this reason we compute them explicitly on the boundary, in a separate Appendix F. We will make some related comments in the following.

3.2 Renormalization, β -functions and anomalous dimensions

Boundary and bulk are decoupled to the order that we are working and renormalization can be carried out separately for the two sectors. The process needs some care in both cases because on the boundary we have a massless, free SQED and in the bulk a 5d $SU(2)$ gauge theory which is perturbatively non-renormalizable. In particular for the latter an issue is that Gamma functions have no poles in odd dimensions which makes dimensional regularization delicate. A way around this is to perform the calculations in $d = 4 - \varepsilon$ dimensions and set $\varepsilon = -1$ in the end. This version of DR is called ε -expansion, whose validity is not always guaranteed. What makes this approach interesting is that we know from lattice Monte Carlo simulations the phase diagram of the bulk theory [2] so we have a robust check. On the other hand, massive, free SQED has issues of renormalizability due to the divergent Box diagrams that we compute in Appendix F. In the massive case we do not know of a smooth resolution to the problem of absorbing these divergences in counter-terms, except from the ad hoc counter-term proposed by Salam in [14]. For the massless limit however that is realized on the orbifold's boundary the dangerous integrals are scaleless of the 0/0 type, whose limit is regularizable. We define this limit so that the resulting renormalized theory coincides with the massless, free limit of the gauge invariant 1-loop Abelian-Higgs model presented in [4].

Having assumed that the anisotropy parameter γ does not get renormalized at this order, for both the boundary and the bulk actions we have to renormalize only one coupling and the corresponding fields. In the following to simplify some expressions, following [8], we will use the auxiliary dimensionless couplings³

$$\alpha_{4,0} \equiv \frac{1}{(4\pi)^2} \mu^{d-4} g_0^2 \quad (3.38)$$

on the boundary and

$$\alpha_{5,0} \equiv \frac{2N_C}{(4\pi)^2} \mu^{d-4} g_{5,0}^2 \quad (3.39)$$

in the bulk. We introduce the counterterm

$$\begin{aligned} g_0 &= g + \delta g \Rightarrow \\ g_0 &= g \left(1 + \frac{\delta g}{g}\right) = (1 + \delta_g) g = Z_g g \end{aligned} \quad (3.40)$$

³From this point on several old and new (not necessarily independent) couplings will appear. To facilitate the reader we list them in Appendix A.

for the boundary gauge coupling and

$$\begin{aligned} g_{5,0} &= g_5 + \delta g_5 \Rightarrow \\ g_{5,0} &= g_5 \left(1 + \frac{\delta g_5}{g_5}\right) = (1 + \delta_{g_5})g_5 = Z_{g_5}g_5, \end{aligned} \quad (3.41)$$

for the bulk gauge coupling. In d -dimensions the scale independence relations of the bare couplings

$$\begin{aligned} \mu \frac{dg_0}{d\mu} &= \mu \frac{d(4\pi\mu^{\frac{4-d}{2}}\sqrt{\alpha_{4,0}})}{d\mu} = 0 \\ \mu \frac{dg_{5,0}}{d\mu} &= \mu \frac{d(4\pi\mu^{\frac{4-d}{2}}\sqrt{\frac{\alpha_{5,0}}{2N_C}})}{d\mu} = 0 \end{aligned} \quad (3.42)$$

generate the β -function equations. Finally, for the anomalous dimensions of the fields we define

$$\phi_0 = \sqrt{Z_\phi}\phi = \sqrt{1 + \delta_\phi}\phi \quad (3.43)$$

$$A_{\mu,0} = \sqrt{Z_{A_\mu}}A_\mu = \sqrt{1 + \delta_{A_\mu}}A_\mu \quad (3.44)$$

$$A_{M,0} = \sqrt{Z_{A_M}}A_M = \sqrt{1 + \delta_{A_M}}A_M \quad (3.45)$$

$$c_0^A = \sqrt{Z_{c^A}}c^A = \sqrt{1 + \delta_{c^A}}c^A \quad (3.46)$$

$$\bar{c}_0^A = \sqrt{Z_{\bar{c}^A}}\bar{c}^A = \sqrt{1 + \delta_{\bar{c}^A}}\bar{c}^A \quad (3.47)$$

where the subscript 0 indicates bare quantities.

Let us start from the bare boundary Lagrangian given by

$$\begin{aligned} \mathcal{L}_{\text{bound},0} &= -\frac{1}{4}F_{\mu\nu,0}^3 F_{\mu\nu,0}^3 + \partial_\mu \bar{\phi}_0 \partial_\mu \phi_0 - \frac{1}{2}(\partial_\mu A_{\mu,0}^3)^2 + \partial_\mu \bar{c}_0^3 \partial_\mu c_0^3 \\ &+ ig_0 \sqrt{\gamma} A_{\mu,0}^3 \left(\phi_0 \partial_\mu \bar{\phi}_0 - \bar{\phi}_0 \partial_\mu \phi_0 \right) + g_0^2 \gamma (A_{\mu,0}^3)^2 \bar{\phi}_0 \phi_0 \end{aligned} \quad (3.48)$$

where substituting Eq. (3.40), Eq. (3.43) and Eq. (3.44) we obtain

$$\mathcal{L}_{\text{bound},0} = \mathcal{L}_R + \mathcal{L}_{\text{count.}}$$

with \mathcal{L}_R the renormalized Lagrangian

$$\begin{aligned} \mathcal{L}_R &= -\frac{1}{4}F_{\mu\nu}^3 F_{\mu\nu}^3 + \partial_\mu \bar{\phi} \partial_\mu \phi - \frac{1}{2}(\partial_\mu A_\mu^3)^2 + \partial_\mu \bar{c}^3 \partial_\mu c^3 \\ &+ ig\sqrt{\gamma} A_\mu^3 \left(\phi \partial_\mu \bar{\phi} - \bar{\phi} \partial_\mu \phi \right) + g^2 \gamma (A_\mu^3)^2 \bar{\phi} \phi, \end{aligned} \quad (3.49)$$

and $\mathcal{L}_{\text{count.}}$ the counter-term Lagrangian

$$\begin{aligned} \mathcal{L}_{\text{count.}} &= \frac{1}{2} \left\{ -\delta_{A_\mu} g_{\mu\nu} l^2 + \mathcal{M}_{A_\mu, \mu\nu}^{\phi\phi} \right\} A^{3,\mu} A^{3,\nu} + \left\{ \delta_\phi l^2 + \mathcal{M}_\phi^{\phi A_\mu} \right\} \phi \bar{\phi} \\ &+ \left\{ g\sqrt{\gamma} \delta_3 l_\mu + \mathcal{K}_{A\phi, \mu} \right\} A_\mu^3 \phi \bar{\phi} + \left\{ \delta_4 g^2 \gamma + \mathcal{B}_{A\phi A\phi} \right\} (A_\mu^3)^2 \phi \bar{\phi}. \end{aligned} \quad (3.50)$$

For the gauge-scalar three- and four-point vertices the following relations hold:

$$Z_3 = Z_g Z_\phi \sqrt{Z_{A_\mu}} \Rightarrow$$

$$\begin{aligned}
1 + \delta_3 &= (1 + \delta_g)(1 + \delta_\phi)\left(1 + \frac{1}{2}\delta_{A_\mu}\right) \Rightarrow \\
\delta_3 &= \delta_g + \delta_\phi + \frac{1}{2}\delta_{A_\mu}
\end{aligned} \tag{3.51}$$

and

$$\begin{aligned}
Z_4 &= Z_g^2 Z_\phi Z_{A_\mu} \Rightarrow \\
1 + \delta_4 &= (1 + 2\delta_g)(1 + \delta_\phi)(1 + \delta_{A_\mu}) \Rightarrow \\
\delta_4 &= 2\delta_g + \delta_\phi + \delta_{A_\mu}
\end{aligned} \tag{3.52}$$

respectively. Ghosts are completely decoupled in SQED, thus there is no need to renormalize them. The Feynman rules for the counter-terms deriving from Eq. (3.50) are

- Gauge boson 2-point function

$$\text{---}\text{---}\text{---}\bullet\text{---}\text{---}\text{---} = -i\delta_{A_\mu} g_{\mu\nu} l^2$$

- Scalar 2-point function

$$\text{---}\text{---}\text{---}\bullet\text{---}\text{---}\text{---} = i\delta_\phi l^2$$

- The A_μ - ϕ - $\bar{\phi}$ counterterm vertex

$$\begin{array}{c} \text{---}\text{---}\text{---} \\ \swarrow \\ \bullet \\ \searrow \\ \text{---}\text{---}\text{---} \end{array} = ig\sqrt{\gamma}\delta_3 l_\mu$$

- The A_μ - A_ν - ϕ - $\bar{\phi}$ vertex counterterm

$$\begin{array}{c} \text{---}\text{---}\text{---} \\ \swarrow \\ \bullet \\ \searrow \\ \text{---}\text{---}\text{---} \end{array} = 2ig_{\mu\nu}\delta_4 g^2 \gamma .$$

The renormalization conditions needed to make the theory finite at 1-loop are in order. For the gauge boson propagator, diagrammatically, we have that

$$\text{---}\text{---}\text{---}\bigcirc\text{---}\text{---}\text{---} + \text{---}\text{---}\text{---}\bullet\text{---}\text{---}\text{---} = 0$$

This implies that the contracted gauge propagator satisfies

$$-\frac{1}{3} \left(g_{\mu\nu} - \frac{l_\mu l_\nu}{l^2} \right) (-\delta_{A_\mu} g_{\mu\nu} l^2) + \mathcal{M}_{A_\mu}^{\phi\phi} = 0. \tag{3.53}$$

The second condition demands that

$$\text{---} \bigcirc \text{---} + \text{---} \bullet \text{---} = 0$$

which, as equation, reads

$$\delta_\phi l^2 + \mathcal{M}_\phi^{\phi A_\mu} = 0. \quad (3.54)$$

Finally, the condition for the three-point vertex demands

$$\text{---} \bigcirc \text{---} + \text{---} \bullet \text{---} = 0$$

or

$$g\sqrt{\gamma}\delta_3 l_\mu + \mathcal{K}_{A\phi\phi,\mu} = 0. \quad (3.55)$$

Regarding the bulk, following similar arguments as for the boundary, we have the bare bulk Lagrangian

$$\begin{aligned} \mathcal{L}_{\text{bulk},0} &= -\frac{1}{4} \left(\partial_M A_{N,0}^A - \partial_N A_{M,0}^A \right)^2 - \frac{1}{2} (\partial_M A_{M,0}^A)^2 + \partial_M \bar{c}_0^B \partial_M c_0^B \\ &\quad - g_{5,0} f^{ABC} \partial_M A_{N,0}^A A_{M,0}^B A_{N,0}^C - \frac{1}{4} g_{5,0}^2 \gamma (f^{ABC} A_{M,0}^B A_{N,0}^C) (f^{ADE} A_{M,0}^D A_{N,0}^E) \\ &\quad + g_{5,0} f^{CBA} \partial_M \bar{c}_0^C c_0^B A_{M,0}^A. \end{aligned} \quad (3.56)$$

Substituting Eq. (3.41), Eq. (3.45), Eq. (3.46) and Eq. (3.47) we get that

$$\mathcal{L}_{\text{bulk},0} = \mathcal{L}_R + \mathcal{L}_{\text{count.}}$$

with \mathcal{L}_R given by

$$\begin{aligned} \mathcal{L}_R &= -\frac{1}{4} \left(\partial_M A_N^A - \partial_N A_M^A \right)^2 - \frac{1}{2} (\partial_M A_M^A)^2 + \Lambda_5 \partial_M \bar{c}^B \partial_M c^B \\ &\quad - g_5 f^{ABC} \partial_M A_N^A A_M^B A_N^C - \frac{1}{4} g_5^2 (f^{ABC} A_M^B A_N^C) (f^{ADE} A_M^D A_N^E) \\ &\quad + g_{5,0} f^{CBA} \partial_M \bar{c}^C c^B A_M^A \end{aligned} \quad (3.57)$$

and $\mathcal{L}_{\text{count.}}$ by

$$\begin{aligned} \mathcal{L}_{\text{count.}} &= \frac{1}{2} \left\{ -\delta^{AB} g_{MN} p^2 \delta_{AM} + \mathcal{M}_{A,MN} \right\} A_M^A A_N^B + \left\{ -\delta^{AB} p^2 \delta_{c^A} + \mathcal{M}_G^{GA} \right\} c^A \bar{c}^B \\ &\quad + \left\{ -g_5 p_M f^{ABC} \delta_{A_3} + \mathcal{K}_{A_M, M} \right\} A_N^A A_M^B A_N^C \\ &\quad + \left\{ -g_5^2 g_{MN} g_{RS} f^{ABC} f^{ADE} \delta_{A_4} + \mathcal{B}_{A_M, MNRS} \right\} (A_M^B A_N^C) (A_R^D A_S^E) \\ &\quad + \left\{ -i g_5 f^{ABC} p_M \delta_1 + \mathcal{K}_{AGG, M} \right\} c^A \bar{c}^B A_M, \end{aligned} \quad (3.58)$$

where we have defined

$$\begin{aligned}
Z_1 &= Z_{g_5} Z_{c^A} \sqrt{Z_{A_M}} \Rightarrow \\
1 + \delta_1 &= (1 + \delta_{g_5})(1 + \delta_{c^A})(1 + \frac{1}{2}\delta_{A_M}) \Rightarrow \\
\delta_1 &= \delta_{g_5} + \delta_{c^A} + \frac{1}{2}\delta_{A_M}
\end{aligned} \tag{3.59}$$

and $\delta_{A_3} = \frac{3}{2}\delta_{A_M}$, $\delta_{A_4} = 2\delta_{A_M}$. In order to renormalize the above Lagrangian we need three renormalization conditions. The Feynman rules for the counter-terms are

- Gauge boson 2-point function

$$\text{wavy line with a black dot} = -i\delta^{AB} g_{MN} p^2 \delta_{A_M}$$

- Ghost 2-point function

$$\text{straight line with a black dot} = -i\delta^{AB} p^2 \delta_{c^A}$$

- The A_M - c - \bar{c} counterterm vertex

$$\text{two straight lines meeting at a black dot with a wavy line} = g_5 \delta_1 f^{ABC} p_M.$$

The renormalization conditions for the bulk Lagrangian are next in order. For the gauge boson propagator, diagrammatically, we have

$$\text{wavy line with a large grey circle} + \text{wavy line with a black dot} = 0$$

which yields

$$-\frac{1}{d-1} \left(g_{MN} - \frac{p_M p_N}{p^2} \right) \left[-\delta^{AB} g_{MN} p^2 \delta_{A_M} + \mathcal{M}_{A,MN} \right] = 0. \tag{3.60}$$

The second condition demands that

$$\text{straight line with a large grey circle} + \text{straight line with a black dot} = 0$$

which, in equation form is

$$-\delta^{AB} p^2 \delta_{c^A} + \mathcal{M}_G^{GA_M} = 0. \tag{3.61}$$

The third condition involves the three-point vertex and requires

translating into

$$g_5 f^{ABC} p_M \delta_1 + \mathcal{K}_{AGG,M} = 0. \quad (3.62)$$

Next we evaluate the 1-loop integrals in Dimensional Regularization.

Let us start with the boundary where things are more straightforward. There, the corresponding diagrams are four-dimensional PV scalar and tensor integrals and their values in DR is standard. The complete vacuum polarization diagram is given by Eq. (3.17) and in DR by

$$\begin{aligned} \mathcal{M}_{A\mu}^{\phi\phi} &= \frac{l^2 g^2 \gamma}{3} B_0(q, q+l) \\ &= \frac{1}{16\pi^2} \left[\frac{2l^2 g^2 \gamma}{3} \frac{1}{\varepsilon} \right] + (\mathcal{M}_{A\mu}^{\phi\phi})_f, \end{aligned} \quad (3.63)$$

where $(\mathcal{M}_{A\mu}^{\phi\phi})_f$ corresponds to the finite part. Recall that on the boundary lies a massless SQED so the pole of the propagators is at $l^2 = 0$. In the on-shell renormalization scheme we demand that the external momenta are equal to zero and also that the subtraction point is at $\mu = 0$. Therefore the finite parts of the one-loop diagrams, proportional to $\ln \frac{\mu^2}{l^2}$ can be made to vanish in the on-shell limit. Substituting Eq. (3.63) in the condition of the gauge field renormalization, Eq. (3.53), we obtain

$$\begin{aligned} \delta_{A\mu} l^2 &= -\mathcal{M}_{A\mu}^{\phi\phi} \Rightarrow \\ \delta_{A\mu} &= \frac{1}{16\pi^2} \left[-\frac{2g^2 \gamma}{3} \frac{1}{\varepsilon} \right]. \end{aligned} \quad (3.64)$$

The scalar propagator is given by Eq. (3.19), which in DR reads

$$\begin{aligned} \mathcal{M}_\phi^{\phi A\mu} &= -2l^2 g^2 B_0(q, q+l) \\ &= \frac{1}{16\pi^2} \left[-4l^2 g^2 \gamma \frac{1}{\varepsilon} \right] + (\mathcal{M}_\phi^{\phi A\mu})_f. \end{aligned} \quad (3.65)$$

Substituting this in the condition Eq. (3.54) we obtain

$$\begin{aligned} \delta_\phi l^2 &= -\mathcal{M}_\phi^{\phi A\mu} \Rightarrow \\ \delta_\phi &= \frac{1}{16\pi^2} \left[4g^2 \gamma \frac{1}{\varepsilon} \right]. \end{aligned} \quad (3.66)$$

Finally, the one-loop contribution to the three-point vertex is given by Eq. (3.37) and specifically in DR it is

$$\begin{aligned} \mathcal{K}_{A\phi\phi,\mu} &= g^3 \gamma^{3/2} \left[-3l_\mu B_0(q, q+l) + l_\mu B_0(q, q+l_2) \right. \\ &\quad \left. - 2l^2 C_\mu(q, q+L_1, q+L_2) - l_{1,\mu} l^2 C_0(q, q+L_1, q+L_2) \right] \Rightarrow \end{aligned}$$

$$\mathcal{K}_{A\phi\phi,\mu} = \frac{1}{16\pi^2} \left[-4g^3\gamma^{3/2}l_\mu \frac{1}{\varepsilon} \right] + (\mathcal{K}_{A\phi\phi,\mu})_f. \quad (3.67)$$

Substituting in the vertex condition, Eq. (3.55), we get

$$\begin{aligned} g\sqrt{\gamma}\delta_3 l_\mu &= -\mathcal{K}_{A\phi\phi,\mu} \Rightarrow \\ \delta_3 &= \frac{1}{16\pi^2} \left[4g^2\gamma \frac{1}{\varepsilon} \right] - \frac{1}{g\sqrt{\gamma}} (\mathcal{K}_{A\phi\phi,\mu})_f. \end{aligned} \quad (3.68)$$

Using the result $\delta_3 = \delta_\phi$ along with Eq. (3.51) we have

$$\begin{aligned} \delta_g &= -\frac{1}{2}\delta_{A_\mu} - \frac{1}{g\sqrt{\gamma}} (\mathcal{K}_{A\phi\phi,\mu})_f \Rightarrow \\ \delta_g &= \frac{1}{16\pi^2} \left[\frac{g^2\gamma}{3} \frac{1}{\varepsilon} \right] - \frac{1}{g\sqrt{\gamma}} (\mathcal{K}_{A\phi\phi,\mu})_f \Rightarrow \\ \delta_g &= \frac{1}{16\pi^2} \left[\frac{g^3\gamma}{3} \frac{1}{\varepsilon} \right] - \frac{1}{\sqrt{\gamma}} (\mathcal{K}_{A\phi\phi,\mu})_f \end{aligned} \quad (3.69)$$

and we see that the renormalization of the coupling comes only through the renormalization of the gauge field. Thus, we need only one counter-term for the A_μ and g renormalizations. Finally, knowing δ_g , δ_ϕ and δ_{A_μ} we can fix from Eq. (3.52) the four-vertex counter-term:

$$\delta_4 = \frac{1}{16\pi^2} \left[4g^2\gamma \frac{1}{\varepsilon} \right] + (\mathcal{B}_{A\phi A\phi})_f, \quad (3.70)$$

which is equal to δ_ϕ and δ_3 at the divergent part level. Now we can write down the renormalized boundary Lagrangian in the on-shell scheme:

$$\begin{aligned} \mathcal{L}_{\text{bound}} &= -\frac{1}{4}F_{\mu\nu}^3 F_{\mu\nu}^3 + \partial_\mu \bar{\phi} \partial_\mu \phi - \frac{1}{2\xi} (\partial_\mu A_\mu^3)^2 + \partial_\mu \bar{c}^3 \partial_\mu c^3 \\ &+ ig\sqrt{\gamma} A_\mu^3 \left(\phi \partial_\mu \bar{\phi} - \bar{\phi} \partial_\mu \phi \right) + g^2\gamma (A_\mu^3)^2 \bar{\phi} \phi. \end{aligned} \quad (3.71)$$

The 1-loop corrected action still has a vanishing potential after renormalization after regularizing the finite parts to zero. In addition we are able to determine the β -function of the gauge coupling. We need Eq. (3.40) and Eq. (3.38) which in DR and around four-dimensions, imply that

$$\beta_{\alpha_4} \equiv \mu \frac{d\alpha_4(\mu)}{d\mu} = -\varepsilon\alpha_4 + \frac{2\gamma}{3}\alpha_4^2, \quad (3.72)$$

where the first and the second term correspond to the classical and the quantum parts of the β -function. The classical contribution vanishing in 4d, the solution of the above RG equation is

$$\alpha_4(\mu) = \frac{3}{\gamma \ln \frac{\mu_{L4}^2}{\mu^2}}. \quad (3.73)$$

Here,

$$\mu_{L4} = m e^{\frac{3}{2\gamma\alpha_{4,m}}} \quad (3.74)$$

is the Landau pole of the boundary gauge coupling with m a reference mass scale where $\alpha_4(m) = \alpha_{4,m}$. Finally, notice that from Eq. (3.38) it holds that

$$\frac{1}{g\mu^{-\frac{\varepsilon}{2}}} \beta_{g\mu^{-\frac{\varepsilon}{2}}} = \frac{1}{2\alpha_4} \beta_{\alpha_4} \Rightarrow$$

$$\beta_{g\mu^{-\frac{\varepsilon}{2}}} = -\frac{\varepsilon}{2}g\mu^{-\frac{\varepsilon}{2}} + \frac{1}{16\pi^2}\frac{g^3\gamma\mu^{-\frac{3\varepsilon}{2}}}{3}. \quad (3.75)$$

We now move to the bulk where the computation in DR and the associated renormalization program are done in the ε -expansion. In particular for $d = 5$, we expand the theory around $d = 4 - \varepsilon$ and after renormalization we set $\varepsilon = -1$. In fact, in the bulk we have a 5d $SU(2)$ theory whose corresponding β -functions and anomalous dimensions are known in the ε -expansion since a long time (up to the ε factor they are identical to the $d = 4$ data) and in principle we could give directly those results. For future use however we go through some of the standard steps. Starting from the vacuum polarization of the gauge field Eq. (3.24) and performing the Feynman parameterization on its contracted version we have in DR

$$\begin{aligned} \mathcal{M}_A &= \frac{1}{3}\left(-g^{MN} + \frac{p^M p^N}{p^2}\right)\mathcal{M}_{A,MN} \\ &= \frac{p^2 g_5^2 \mathcal{C}_A \delta^{AB}}{16\pi^2} \left[-\frac{10}{3} \frac{1}{\varepsilon}\right] + (\mathcal{M}_A)_f^{DR}, \end{aligned} \quad (3.76)$$

where $(\mathcal{M}_A)_f^{DR}$ is the finite part and it is proportional to $\ln \frac{\mu^2}{p^2}$. Notice here that we have performed the contraction of \mathcal{M}_A in 4-dimensions even though the bulk is five-dimensional. Next follows the correction to the ghost propagator given by Eq. (3.27). This contribution reads

$$\mathcal{M}_G^{GAM} = \frac{p^2 g_5^2 \mathcal{C}_A \delta^{AB}}{16\pi^2} \left[\frac{1}{\varepsilon}\right] + (\mathcal{M}_G^{GAM})_f^{DR}, \quad (3.77)$$

where $(\mathcal{M}_G^{GAM})_f^{DR}$ is proportional to $\ln \frac{\mu^2}{p^2}$. Finally, the correction to the gauge-ghost vertex given by Eq. (3.37) is equal to

$$\mathcal{K}_{AGG} = \frac{p_M g_5^3 \mathcal{C}_A f^{ABC}}{16\pi^2} \left[\frac{1}{\varepsilon}\right] + (\mathcal{K}_{AGG})_f^{DR}, \quad (3.78)$$

where $(\mathcal{K}_{AGG})_f^{DR}$ is the finite part. We can now use these results in the bulk renormalization conditions in Sect.3.2. In the on-shell scheme where $p^2 = 0$ (and where the finite parts of Eq. (3.76) and Eq. (3.77) are zero) the first condition Eq. (3.60) gives

$$\begin{aligned} \delta^{AB} p^2 \delta_{AM} &= -\mathcal{M}_A \Rightarrow \\ \delta_{AM} &= \frac{g_5^2 \mathcal{C}_A}{16\pi^2} \left[\frac{10}{3} \frac{1}{\varepsilon}\right]. \end{aligned} \quad (3.79)$$

The second condition corresponding to the ghost propagator is given by Eq. (3.61) and reads

$$\begin{aligned} -\delta^{AB} p^2 \delta_{cA} &= -\mathcal{M}_G^{GAM} \Rightarrow \\ \delta_{cA} &= \frac{g_5^2 \mathcal{C}_A}{16\pi^2} \left[\frac{1}{\varepsilon}\right]. \end{aligned} \quad (3.80)$$

Finally, the third renormalization condition Eq. (3.62) combined with Eq. (3.78) gives

$$\begin{aligned} g_5 f^{ABC} p_M \delta_1 &= -\mathcal{K}_{AGG,M} \Rightarrow \\ \delta_1 &= \frac{g_5^2 \mathcal{C}_A}{16\pi^2} \left[-\frac{1}{\varepsilon}\right] + \frac{(\mathcal{K}_{AGG})_f}{g_5}. \end{aligned} \quad (3.81)$$

Then the counter-term of the gauge coupling from Eq. (3.59) is

$$\begin{aligned}\delta g_5 &= \frac{g_5^2 \mathcal{C}_A}{16\pi^2} \left[-\frac{11}{3} \frac{1}{\varepsilon} \right] - \frac{(\mathcal{K}_{AGG})_f}{g_5} \Rightarrow \\ \delta g_5 &= \frac{g_5^3 \mathcal{C}_A}{16\pi^2} \left[-\frac{11}{3} \frac{1}{\varepsilon} \right] - (\mathcal{K}_{AGG})_f.\end{aligned}\quad (3.82)$$

All the counterterms of the bulk theory are now fixed and we can write down the renormalized bulk Lagrangian:

$$\begin{aligned}\mathcal{L}_{\text{bulk}} &= -\frac{1}{4} \left(\partial_M A_N^A - \partial_N A_M^A \right)^2 + \partial_M \bar{c}^B \partial_M c^B \\ &- g_5 f^{ABC} (\partial_M A_N^A) A_M^B A_N^C - \frac{1}{4} g_5^2 (f^{ABC} A_M^B A_N^C) (f^{ADE} A_M^D A_N^E) \\ &+ g_5 f^{CBA} (\partial_M \bar{c}^C) c^B A_M^A.\end{aligned}\quad (3.83)$$

The β -function can be determined from Eq. (3.41), Eq. (3.39) and Eq. (3.42) that in the ε -expansion give

$$\beta_{\alpha_5} \equiv \mu \frac{d\alpha_5(\mu)}{d\mu} = -\varepsilon \alpha_5 - \frac{11\mathcal{C}_A \alpha_5^2}{3N_C}.\quad (3.84)$$

Notice that β_{α_5} consists of a classical and a quantum part, where the latter corresponds to the usual one-loop β -function of an $SU(N)$ gauge theory in $d = 4$, originally calculated in [6]. We can also form a dimensionless in d -dimensions coupling, $g_5 \mu^{-\frac{\varepsilon}{2}}$, whose β -function is

$$\begin{aligned}\frac{1}{g_5 \mu^{-\frac{\varepsilon}{2}}} \beta_{g_5 \mu^{-\frac{\varepsilon}{2}}} &= \frac{1}{2\alpha_5} \beta_{\alpha_5} \Rightarrow \\ \beta_{g_5 \mu^{-\frac{\varepsilon}{2}}} &= -\frac{\varepsilon}{2} g_5 \mu^{-\frac{\varepsilon}{2}} - \frac{1}{16\pi^2} \frac{11\mathcal{C}_A}{3} g_5^3 \mu^{-\frac{3\varepsilon}{2}}.\end{aligned}\quad (3.85)$$

The solution of the RG equation Eq. (3.84) then is

$$\alpha_5(\mu) = \frac{3N_C \varepsilon M^\varepsilon}{11\mathcal{C}_A \alpha_{5,M} (\mu^\varepsilon - M^\varepsilon) + 3N_C \varepsilon \mu^\varepsilon} \alpha_{5,M}\quad (3.86)$$

that satisfies $\alpha_5(M) = \alpha_{5,M}$ at some reference mass scale M . There is a potential Landau pole to this equation, at the scale μ_{L5} where the denominator vanishes:

$$\mu_{L5} = M \left(\frac{11\mathcal{C}_A \alpha_{5,M}}{11\mathcal{C}_A \alpha_{5,M} + 3N_C \varepsilon} \right)^{1/\varepsilon}.\quad (3.87)$$

The Landau pole above is real and positive when $\alpha_{5,M} > -\frac{3N_C}{11\mathcal{C}_A} \varepsilon$. For $SU(2)$ ($\mathcal{C}_A = 2$ and $N_C = 2$) in $d = 5$ this is $\alpha_{5,M} > 3/11$. Then,

$$\mu_{L5} = M \frac{11\alpha_{5,M} - 3}{11\alpha_{5,M}}.\quad (3.88)$$

Suppose now that we pick a reference scale such that $\alpha_{5,M} < -\frac{3N_C}{11\mathcal{C}_A} \varepsilon$. The RG equation tells us that with this choice there can not be a Landau pole, as long as the value $\alpha_{5*} = -\frac{3N_C}{11\mathcal{C}_A} \varepsilon$ is not crossed. In fact, as we will see in the next section this is precisely the value of the coupling on the non-trivial fixed point, where $\mu_* = \infty$ and there is a continuum limit.⁴ Thus, the Landau branch is disconnected from the branch with the continuum limit where $\alpha < \alpha_{5*}$. Finally if $\alpha_{5,M} = -\frac{3N_C}{11\mathcal{C}_A} \varepsilon$, then Eq. (3.86) indicates that the coupling freezes at μ_* and does not run.

⁴When we say here and in the following "continuum limit", we really mean "continuum limit to 1-loop in the ε -expansion", as explained in the Introduction.

4 RG Flows and the Phase Diagram

We now apply the above formalism to the boundary and bulk couplings and operators. The couplings and their associated operators of interest here are g and $\mathcal{O}_{A\phi\bar{\phi}} = A_\mu\phi\partial_\mu\bar{\phi}$ on the boundary and g_5 and $\mathcal{O}_{AAA} = (\partial_M A_N)A_M A_N$ in the bulk.

4.1 Boundary

On the boundary there is a massless, free SQED with a β -function given by Eq. (3.72). In terms of g , and using Eq. (3.75) we can rewrite the β -function according to Eq. (B.11) as

$$\begin{aligned}\beta_{g\mu^{-\frac{\varepsilon}{2}}} &= \left(d - \frac{\varepsilon}{2} - d\right)g\mu^{-\frac{\varepsilon}{2}} + \frac{1}{16\pi^2} \frac{g^3\gamma\mu^{-\frac{3\varepsilon}{2}}}{3} \\ &= (d_{\mathcal{O}_{A\phi\bar{\phi}}} - d)g\mu^{-\frac{\varepsilon}{2}} + \beta_g^1,\end{aligned}\tag{4.1}$$

with $d_{\mathcal{O}_{A\phi\bar{\phi}}} = d - \frac{\varepsilon}{2}$ and $\beta_g^1 = \frac{1}{16\pi^2} \left[\frac{g^3\gamma\mu^{-\frac{3\varepsilon}{2}}}{3} \right]$. The anomalous dimensions of A_μ and ϕ are given by

$$\gamma_{A_\mu} = \frac{1}{16\pi^2} \frac{2g^2\gamma\mu^{-\varepsilon}}{3} = \frac{2}{3}\alpha_4\gamma,\tag{4.2}$$

$$\gamma_\phi = -\frac{1}{16\pi^2} 4g^2\gamma\mu^{-\varepsilon} = -4\alpha_4\gamma\tag{4.3}$$

respectively. The DR here is for $d = 4$ which corresponds to $\varepsilon = 0$. The classical dimension of the marginal operator is $d_{\mathcal{O}_{A\phi\bar{\phi}}} = 4 = d$ and Eq. (4.1) becomes

$$\beta_{g\mu^{-\frac{\varepsilon}{2}}} = \frac{1}{16\pi^2} \frac{g^3\gamma}{3}.\tag{4.4}$$

The β -function vanishes for $g = 0$ where a Gaussian, IR fixed point G is located. At the Gaussian fixed point the anomalous dimensions γ_{A_μ} and γ_ϕ vanish and according to Eq. (B.14), $\Delta_{g\mathcal{O}_{A\phi\bar{\phi}}} = d_{\mathcal{O}_{A\phi\bar{\phi}}}$. Now Eq. (B.16) tells us that g (or α_4) is marginal. From Eq. (3.73) we see that $\alpha_4(\mu) \rightarrow 0$ as $\mu \rightarrow 0$, i.e. it inherits the triviality of the 5d gauge coupling and becomes along with $g\mathcal{O}_{A\phi\bar{\phi}}$ marginally irrelevant in the IR.

We conclude that the boundary theory flows from the UV to the IR and reaches G , where the theory becomes non-interacting and without a mass-gap: the massless, free SQED breaks down to a free Maxwell theory and a free, massless scalar theory, both 4d CFT's. A qualitative picture showing the one-dimensional direction of RG flow for the boundary coupling $\alpha_4(\mu)$ is given in Fig. 1.

At this stage the boundary theory's quantum behaviour on (near) G should better be analyzed by exact (softly deformed) CFT techniques.

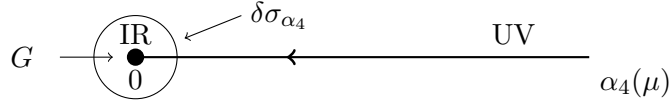


Figure 1: The RG flow for the marginally irrelevant boundary coupling, $\alpha_4(\mu)$. G is the IR Gaussian fixed point where $\alpha_4 = 0$ and $\delta\sigma_{\alpha_4}$ is a small region around G .

4.2 Bulk

In d -dimensions β_{α_5} (or equivalently $\beta_{g_5\mu^{-\frac{\varepsilon}{2}}}$), is given by Eq. (3.84) (or by Eq. (3.85)). According to Eq. (B.11) we have

$$\begin{aligned}\beta_{g_5\mu^{-\frac{\varepsilon}{2}}} &= \left(d - \frac{\varepsilon}{2} - d\right)g_5\mu^{-\frac{\varepsilon}{2}} - \frac{11\mathcal{C}_A}{3}\frac{g_5^3\mu^{-\frac{3\varepsilon}{2}}}{16\pi^2} \\ &= (d_{\mathcal{O}_{AAA}} - d)g_5\mu^{-\frac{\varepsilon}{2}} + \beta_{g_5}^1(g_5),\end{aligned}\quad (4.5)$$

with $d_{\mathcal{O}_{AAA}} = d - \frac{\varepsilon}{2}$ and $\beta_{g_5}^1(g_5) = -\frac{11\mathcal{C}_A}{3}\frac{g_5^3\mu^{-\frac{3\varepsilon}{2}}}{16\pi^2}$. The anomalous dimension of the gauge field A_M is given by

$$\gamma_{A_M} = -\frac{1}{16\pi^2}\frac{10\mathcal{C}_A g_5^2\mu^{-\varepsilon}}{3} = -\frac{10\mathcal{C}_A\alpha_5}{6N_C}.\quad (4.6)$$

Setting $\beta_{g_5\mu^{-\frac{\varepsilon}{2}}} = 0$ we obtain a Gaussian fixed point G at $g_5 = 0$ but also a Wilson-Fisher fixed point WF at $g_{5*} = 4\pi\sqrt{\frac{-3\varepsilon}{22\mathcal{C}_A}}\mu^{\frac{\varepsilon}{2}}$ or equivalently at $\alpha_5 = 0$ and

$$\alpha_{5*} = \frac{3N_C}{11\mathcal{C}_A}(-\varepsilon)\quad (4.7)$$

(that can be also obtained directly from Eq. (3.84)) respectively, in agreement with [7]. On G the anomalous dimension of A_M vanishes while on WF Eq. (4.6) gives

$$\gamma_{A_{M*}} = \frac{5}{11}\varepsilon = 0.45\varepsilon.\quad (4.8)$$

For a five-dimensional bulk $d = 5$ and $\varepsilon = -1$ which gives $d_{\mathcal{O}_{AAA}} = 5.5$, $\gamma_{A_{M*}} = -0.45$ and for the WF fixed point $g_{5*} = 4\pi\sqrt{\frac{3}{22\mathcal{C}_A}}\mu^{-\frac{1}{2}}$ and $\alpha_{5*} = \frac{3N_C}{11\mathcal{C}_A}$. An important quantity is the mass scale where the bulk coupling reaches WF . This scale is denoted by μ_* and its value is determined by demanding that $g_5(\mu_*) = g_{5*}$ or $\alpha_5(\mu_*) = \alpha_{5*}$. The latter, together with Eq. (3.86) for $\varepsilon = -1$ determines

$$\mu_* = \frac{\alpha_{5*}}{\alpha_{5,M}}\frac{\left(11\mathcal{C}_A\alpha_{5,M} - 3N_C\right)}{\left(11\mathcal{C}_A\alpha_{5*} - 3N_C\right)}M.\quad (4.9)$$

Inserting the α_{5*} determined above into Eq. (4.9) and if $\alpha_{5,M} \neq \alpha_{5*}$, the denominator vanishes and then $\mu_* = \infty$. If $\alpha_{5,M} = \alpha_{5*}$ then there is a $0/0$ limit to be taken indicating that $\mu_* = C_{\mu_*}M$, with C_{μ_*} some constant. In the continuum branch where $\alpha_{5,M} < \alpha_{5*}$, when the coupling reaches the WF point the theory becomes (1-loop) scale invariant, $\alpha_5(\mu)$ stops running and obtains its maximum value, α_{5*} . In the Landau branch on the other hand where $\alpha_{5,M} > \alpha_{5*}$ the running

stops at $\mu = \mu_{5L}$ given by Eq. (3.88). The RG flow of the coupling $\alpha_5(\mu)$ is qualitatively shown in the left of Fig. 2. Regarding the Landau branch one can see that it has a negative β -function which means that it describes the RG flow beyond the WF point. Now there are two possibilities: one is that the WF point coincides with a phase transition. We will see that in such a case beyond the WF can only be a Confined phase in which case the 1-loop computations is not valid to begin. The other case is that the WF does not coincide with a phase transition, it just signals some qualitative change in the behaviour of the coupling inside the Coulomb phase and the appearance of the Confined phase a bit further. In this case the Landau branch, viewed from beyond the WF point, is disconnected from the Gaussian fixed point which is the starting point of the RG flow as determined by the ε -expansion. Also, according to the RG equation and the negative sign β -function in this branch, the system tends to become less scale invariant as it approaches the phase transition. This is a too exotic scenario to accept it at face value because among other things a higher loop analysis could easily change it, so from now on we concentrate only on the continuum branch.

Let us deal more thoroughly with the two fixed points of g_5 . On the Gaussian fixed point we have $\gamma_{A_M} = 0$ indicating that $\Delta_{\mathcal{O}_{AAA}} = d_{\mathcal{O}_{AAA}} = 5.5$. Then $\Delta_{\mathcal{O}_{AAA}} - d = 0.5 > 0$ and from Eq. (B.16) for a small deformation $\delta\sigma_{g_5}$ of the coupling around the fixed point we have that

$$\delta\sigma_{g_5}(\mu) = \left(\frac{\mu}{M}\right)^{0.5} \delta\sigma_{g_5}(M) \quad (4.10)$$

with M some fixed reference mass scale. This shows that for the Gaussian fixed point $\delta\sigma_{g_5}(\mu) \rightarrow 0$ as $\mu \rightarrow 0$, implying that the small area around it decreases as μ decreases. Since G is an IR fixed point, we conclude that g_5 is an IR irrelevant coupling flowing towards G , an IR attractive fixed point. Correspondingly, $g_5\mathcal{O}_{AAA}$ is marginally irrelevant in the IR.

When the coupling reaches the non-trivial UV fixed point on the other hand, a non-zero anomalous dimension develops. According to Eq. (B.15) we have

$$\gamma_{\mathcal{O}_{AAA}^*} = \partial_{g_5}\beta_{g_5}^1(g_{5^*}) = -1.5 \quad (4.11)$$

and then

$$\Delta_{\mathcal{O}_{AAA}^*} = d_{\mathcal{O}_{AAA}} + \gamma_{\mathcal{O}_{AAA}^*} = 5.5 - 1.5 = 4 < d = 5, \quad (4.12)$$

showing that g_5 is a relevant coupling in the vicinity of the WF fixed point. Notice that $3\gamma_{A_M^*} = 3 \cdot (-0.45) = -1.35$ which is a bit larger than $\gamma_{\mathcal{O}_{AAA}^*} = -1.5$. From Eq. (B.16) we also have that

$$\delta\sigma_{g_5}(\mu) = \left(\frac{M}{\mu}\right) \delta\sigma_{g_5}(M), \quad (4.13)$$

which means that regarding WF, $\delta\sigma_{g_5}(\mu) \rightarrow 0$ (∞) as $\mu \rightarrow \infty$ (0), indicating that the small area around it decreases (increases) as μ increases (decreases). In other words, $g_5\mathcal{O}_{AAA}$ is indeed a relevant operator in the UV and the WF point is attractive at $g_5 = g_{5^*}$. The above for $\gamma = 1$ reproduces earlier results that can be found for example in [8, 9]. A qualitative picture of the bulk β -function and the direction of RG flow including the corresponding fixed points, in the

limit where the bulk is decoupled from the boundary, is shown on the right of Fig. 2. We keep in mind for later that according to the ε -expansion itself the RG flow of Fig. 2 lies effectively on a one-dimensional phase diagram parametrized by α_5 because we have assumed that γ is a classical quantity. From the point of view of the non-perturbative phase diagram parametrized by β_4 and β_5 we can think of our calculations projecting us on constant γ trajectories.

To have a more quantitative picture of the behaviour of the theory near and on the fixed points we evaluate the critical exponents ν and η connected with the correlation length ξ as the WF fixed point is approached and the power law behaviour of a 2-point correlation function on the WF point. To evaluate the first critical exponent we use the linearized version of $\beta_{g_5\mu}^{\frac{-\varepsilon}{2}}$ around the WF fixed point according to Eq. (B.13)

$$g_5(\mu) = \left(\frac{M}{\mu}\right)^{\Delta_{\mathcal{O}_{AAA}} - d} g_5(M). \quad (4.14)$$

Recalling from statistical physics that the characteristic range of correlations is given by $\xi \propto 1/\mu$ as $\mu \rightarrow \mu_*$ and combining with Eq. (4.14) we obtain

$$\begin{aligned} \xi &\propto \frac{1}{\mu} = \left[\frac{g_5(\mu)}{g_5(M)}\right]^{\frac{1}{\Delta_{\mathcal{O}_{AAA}} - d}} M^{-1} \Rightarrow \\ \xi &\propto g_5(\mu)^{\frac{1}{\Delta_{\mathcal{O}_{AAA}} - d}} = g_5(\mu)^{-\nu} \end{aligned} \quad (4.15)$$

which fixes the critical exponent to $\nu = \frac{1}{d - \Delta_{\mathcal{O}_{AAA}}} = 1$ for the five-dimensional bulk in agreement, to leading order, with the result obtained in Eq. (2.13) of [8]. Including corrections up to 4 loops, changes the exponent by approximately 30%, without changing the qualitative picture. Regarding η , the universal form of a two-point correlation function of a field Φ in d -dimensions follows the relation

$$\langle \Phi(x)\Phi(0) \rangle \sim \frac{1}{x^{d-2+\eta}}. \quad (4.16)$$

On the other hand, at the fixed point from CFT arguments it is also valid to express the 2-point correlation function as

$$\langle \Phi(x)\Phi(0) \rangle \sim \frac{1}{x^{2\Delta_\Phi}} = \frac{1}{x^{2d_\Phi + 2\gamma_{\Phi*}}}, \quad (4.17)$$

where d_Φ and γ_Φ are the classical and anomalous dimensions for the field Φ respectively. In our case we are interested in the 2-point function of the gauge field which, according to Appendix B, has classical dimension $d_{A_M} = \frac{d-2}{2}$ and an anomalous dimension given by Eq. (4.8). Combining these relations we obtain

$$d - 2 + \eta = 2d_{A_M} + 2\gamma_{A_M*} \Rightarrow \eta = -0.9. \quad (4.18)$$

4.2.1 Matching to the non-perturbative phase diagram

We would like to see now if there is a connection between the WF fixed points that the ε -expansion produces and the non-perturbative phase diagram that lattice simulations see. The

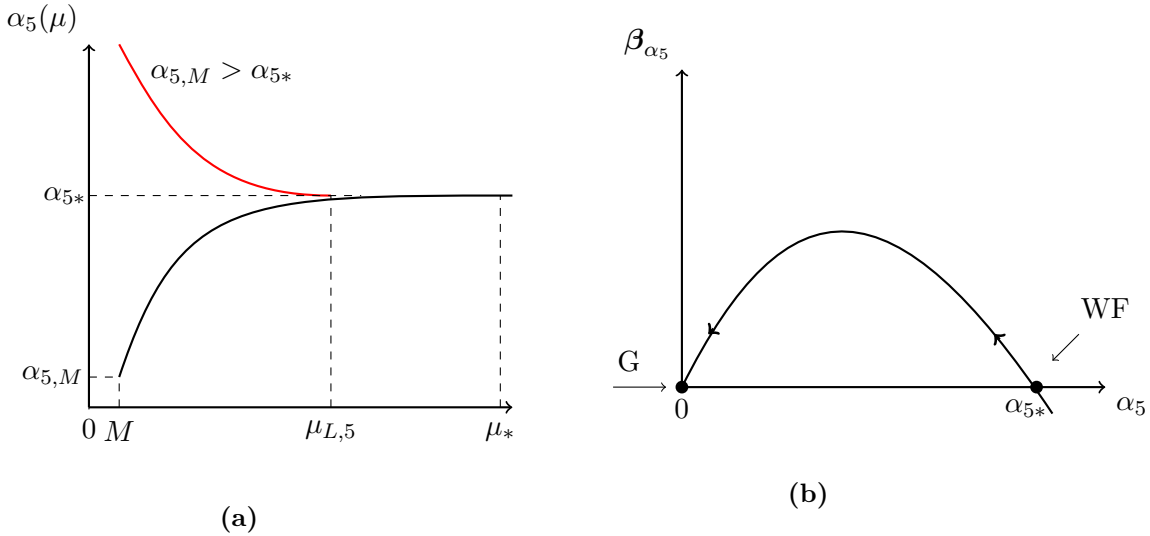


Figure 2: (a): The RG flow of $\alpha_5(\mu)$ as a function of the mass scale μ . There is a reference scale M where $\alpha_5(M) = \alpha_{5,M}$. The black (lower) curve corresponds to $\alpha_{5,M} < \alpha_{5*}$ where the system has a continuum limit at $\mu_* = \infty$ and the coupling reaches a WF fixed point, α_{5*} . The red (upper) curve corresponds to $\alpha_{5,M} > \alpha_{5*}$ where the theory has a Landau pole at $\mu = \mu_{L,5}$, with $\mu_{L,5} < \mu_*$, and there is no continuum limit. This is the Landau branch. The value of α_{5*} is independent of γ . (b): The RG flow direction of β_{α_5} as a function of α_5 . There is an IR Gaussian fixed point (G) at $\alpha_5 = 0$ and a non-trivial UV fixed point (WF) at $\alpha_{5*} = \frac{3N_C}{11C_A}$.

non-perturbative phase diagram for the bulk, reproduced on the left in Fig. 3, has been determined in [2]. It is constructed in the space of (β_4, β_5) couplings, multiplying the 4d and extra dimensional plaquettes respectively. It exhibits two phases, a Coulomb and a Confined phase, separated by a line of first order phase transitions. The most interesting aspect of the role of γ is that in the regime $\gamma < 1$ and in the Confined phase, the 5d space becomes layered along the fifth dimension. The same approximately happens in the Coulomb phase near the phase transition. In order to construct the phase diagram of the bulk theory from the ε -expansion and be able to compare it to the non-perturbative one, we should connect the bulk couplings g_5 (or β) and γ to the lattice couplings β_4 and β_5 . We have already seen that the order to which we have truncated the naive lattice spacing expansion, among others, projected us onto RG trajectories of constant γ . There is one conclusion that we can already draw if we bring γ in the game, namely that we expect the curve of WF fixed points on the $\beta_4 - \beta_5$ plane to be a parabola, qualitatively the same as in Fig. 3. Conversely, if the non-perturbative phase diagram is a good fit to a parabola the anisotropy parameter is not expected to be renormalized by much.⁵ This means that it is sufficient to concentrate on the RG flow of β_4 , the one of β_5 being determined by the relation $\beta_5 = \gamma^2 \beta_4$.

For a more detailed comparison there is a price to be paid. Recall the definition of $\beta_4 = \frac{2N_C a_5}{g_5^2}$

⁵This seems to imply that finite temperature phase transitions along the fifth dimension that are governed by N_5 but also by γ are tied to a significant renormalization of γ for given N_5 .

and notice the appearance of a_5 . On the lattice a_4 and a_5 are independent quantities. Now recall also that in order to derive a classical, continuum action from the lattice spacing expansion we took the continuum limit in a_4 . This is why a_4 had disappeared from the Lagrangians that we quantized. Quantization however re-introduces a scale μ that can be thought of as a scale proportional to a cut-off, a role that the lattice spacings had on the lattice, to begin. So in the context of the ε -expansion we are in a basis where the dynamical scale is μ and there is a classical parameter γ , while non-perturbatively we have the two dynamical scales a_4 and a_5 or a_4 and γ . If we assume that γ is not renormalized, in both cases $\gamma = a_4/a_5 = \text{const.}$ Therefore if we want to relate the two pictures we need a relation between a_4 and μ . It turns out that all we need to specify is

$$\mu = \frac{F(\beta_4, \beta_5)}{a_4}. \quad (4.19)$$

To justify Eq. (4.19) beyond the naive dimensional analysis which is obviously correct, we note that F could be a complicated, unknown dimensionless function of the couplings. In any case we can expand it around the WF point:

$$\mu = \frac{1}{a_4} [F(\beta_{4*}, \beta_{5*}) + O(a_4, a_5)] \quad (4.20)$$

and notice that the series near the WF curve can be safely truncated to the first term in the expansion, $f \equiv F(\beta_{4*}, \beta_{5*})$, with f a (possibly d -dependent) non-zero constant.⁶ Under this assumption we can set $a_5 = \frac{1}{\gamma} \frac{f}{\mu}$ and the rest is simple algebra. For example we can express β_4 as a function of the bulk coupling α_5 and from that determine its β -function and RG flows. We have

$$\beta_4 = \frac{N_C^2}{4\pi^2} \frac{\mu^{-\varepsilon}}{\alpha_5} a_5 = \frac{N_C^2}{4\pi^2} \frac{f \mu^{-(\varepsilon+1)}}{\gamma \alpha_5} \quad (4.21)$$

and inserting into Eq. (3.84) we obtain the RG equation and the β -function of β_4

$$\beta_{\beta_4} \equiv \mu \frac{d\beta_4}{d\mu} = \varepsilon \beta_4 + \frac{11\mathcal{C}_A N_C}{12\pi^2} \frac{f}{\gamma} \mu^{-(\varepsilon+1)}. \quad (4.22)$$

Regarding the fixed points of β_4 , for the Gaussian fixed point situated at $g_5 = 0$ we get that $\beta_4 = \infty$. For the WF point we set $\beta_{\beta_4} = 0$ and we get

$$\beta_{4*} = \frac{11\mathcal{C}_A N_C}{12\pi^2} \frac{f}{-\varepsilon \gamma} \mu^{-(\varepsilon+1)}. \quad (4.23)$$

Notice that substituting directly $g_{5*} = 4\pi \sqrt{\frac{-3\varepsilon}{22\mathcal{C}_A}} \mu^{\frac{\varepsilon}{2}}$ into β_4 gives the same result. Solving the RGE gives for the running coupling $\beta_4(\mu)$

$$\beta_4(\mu) = \left(\frac{11\mathcal{C}_A N_C}{12\pi^2} \frac{f}{\gamma \varepsilon} \mu^{-(\varepsilon+1)} + \beta_{4,M} \right) \frac{\mu^\varepsilon}{M^\varepsilon} - \frac{11\mathcal{C}_A N_C}{12\pi^2} \frac{f}{\gamma \varepsilon} \mu^{-(\varepsilon+1)}. \quad (4.24)$$

⁶The assumption $f \neq 0$ can be justified if we keep $a_5 = \text{const.}$ and take in the number of lattice nodes $L = l/a_4$, the physical size l of the box very large. Then $F = f + O(1/L)$ and $\mu = f/a_4 + O(1/l)$. This is equivalent to saying that to obtain the classical continuum action we have taken both $a_4 \rightarrow 0$ and $l \rightarrow \infty$. Then quantum effects effectively re-introduce a scale in an infinitely sized box.

Here we have defined a reference scale M where $\beta_4(M) = \beta_{4,M}$, which is the same scale where $\alpha_5(M) = \alpha_{5,M}$. Recall that the maximum value of α_5 in the continuum branch is α_{5*} with $\alpha_{5,M} < \alpha_{5*}$, while now β_{4*} corresponds to the minimum value of β_4 and $\beta_{4,M} > \beta_{4*}$ in the continuum branch. The running of β_5 is obtained by simply substituting $f/\gamma \rightarrow f\gamma$ in Eq. (4.24). Specifying to $\varepsilon = -1$, $N_C = 2$ and $\mathcal{C}_A = 2$ we have

$$\beta_{4*} = \frac{11}{3\pi^2} \frac{f}{\gamma}, \quad \beta_{5*} = \frac{11}{3\pi^2} f\gamma \quad (4.25)$$

while the RGE of Eq. (4.24) gives

$$\begin{aligned} \beta_4(\mu) &= \left(-\frac{11}{3\pi^2} \frac{f}{\gamma} + \beta_{4,M} \right) \frac{M}{\mu} + \frac{11}{3\pi^2} \frac{f}{\gamma} \\ \beta_5(\mu) &= \left(-\frac{11}{3\pi^2} f\gamma + \beta_{5,M} \right) \frac{M}{\mu} + \frac{11}{3\pi^2} f\gamma. \end{aligned} \quad (4.26)$$

As G is approached, $\mu \rightarrow 0$ and $\beta_4 \rightarrow \infty$ and when $\mu \rightarrow \mu_* = \infty$, $\beta_4 \rightarrow \beta_{4*}$. Eq. (4.25) yields a phase diagram of the form on the left of Fig. 3, as anticipated. A numerical plot of Eq. (4.25) and the curve of fixed points that it generates can be seen (it is the blue curve) in Fig. 5. The qualitative behaviour of β_4 as a function of μ can be seen on the right of Fig. 3.

One thing to keep in mind is that β_4 , thus β_5 as well, decreases as the WF line is approached along constant γ trajectories and that the critical value of β_4 increases as γ decreases. These are all generic features of the non-perturbative phase diagram. We can perform a quantitative comparison of the phase diagrams if we fix the constant f . For this we can use the knowledge of the value $\beta_{5*} = \beta_{4*} = \beta_* = 1.65$ for the $SU(2)$ coupling that determines the phase transition on the isotropic lattice [15, 2] and the corresponding value of the coupling on the phase transition for any d [16] in the Mean-Field approximation

$$\beta_* = \frac{6.704840}{d-1}. \quad (4.27)$$

From the above and Eq. (4.25) for $\gamma = 1$ we can fix

$$f = \frac{d-4}{d-1} \frac{6.704840}{0.371} \simeq 4.51. \quad (4.28)$$

In our numerical analysis, we will use the value $f = 4.44$ that reproduces better the Monte Carlo rather than the Mean-Field data. In $d = 5$ and for $SU(2)$ the β -functions of β_4 and β_5 are

$$\begin{aligned} \beta_{\beta_4} &= -\beta_4 + \frac{11}{3\pi^2} \frac{f}{\gamma} \\ \beta_{\beta_5} &= -\beta_5 + \frac{11}{3\pi^2} f\gamma. \end{aligned} \quad (4.29)$$

The behaviour of β_{β_4} as a function of β_4 is plotted on the left of Fig. 4 for various values of γ . The behaviour of β_{β_5} is similar. Indeed, as the WF line is approached from the side of the Coulomb phase, the system tends towards scale invariance as the vanishing of β_{β_4} (thus also of β_{β_5}) shows.

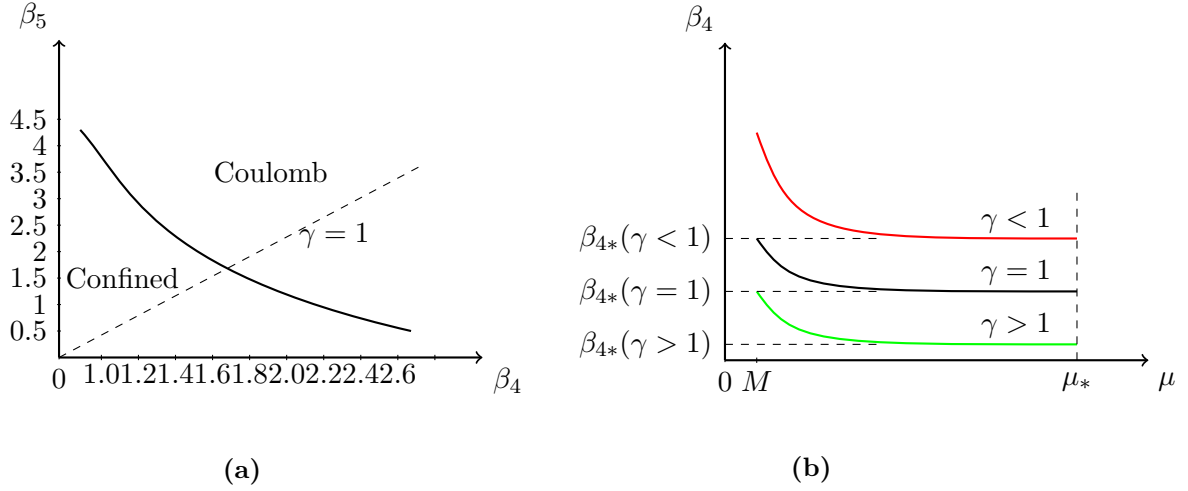


Figure 3: (a): The phase diagram of an anisotropic 5d $SU(2)$ Yang-Mills theory, according to lattice Monte Carlo simulations, reproduced qualitatively from [2]. The thick line indicates first order quantum phase transitions. Its upward concavity suggests a mildly renormalized anisotropy factor. The dashed line shows the isotropic lattice where $\beta_{4*} = \beta_{5*} \simeq 1.65$. (b): The RG flow of $\beta_4(\mu)$ as a function of the mass scale μ for different values of anisotropy parameter γ in the continuum branch. There is a reference scale M where $\beta_4(M) = \beta_{4,M}$. Here are depicted the WF fixed points, $\beta_{4*}(\gamma)$ for $\gamma < 1$, $\gamma = 1$ and $\gamma > 1$, when $\mu = \mu_* = \infty$. In this basis $\beta_4(M) > \beta_{4*}(\gamma)$. The behaviour of $\beta_5(\mu)$ is similar but with the γ -dependence reversed.

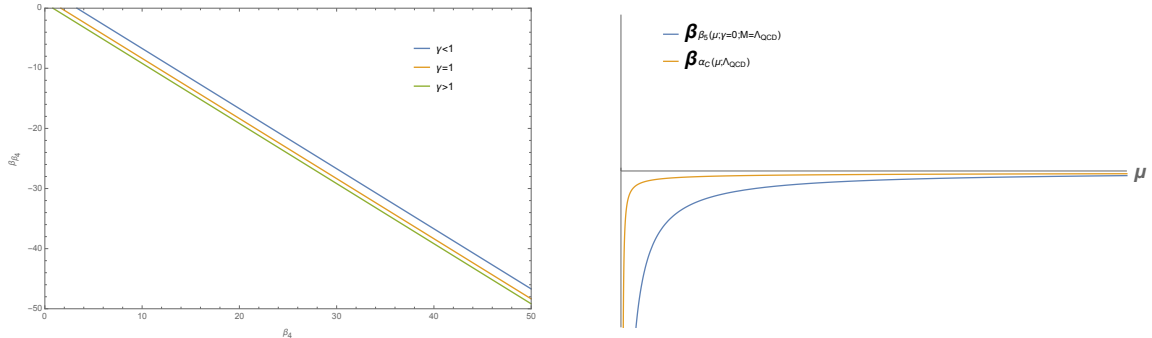


Figure 4: Left: The RG flow of β_{β_4} as a function of β_4 for various γ in the Coulomb phase according to Eq. (4.29). At G, $\beta_4(0) = \infty$ and $\beta_{\beta_4} \rightarrow -\infty$. At WF $\beta_4(\mu_*) = \beta_{4*}$ and $\beta_{\beta_4} \rightarrow 0$. As boundary conditions we have chosen $M = \Lambda_{4d} \simeq 200 \text{ MeV}$ and $\beta_{4,M} = 4\beta_{4*}$. Right: Plot of $\beta_{\beta_5}(\mu; \gamma = 0; M = \Lambda_{4d}) = -\beta_{5, \Lambda_{4d}} \frac{\Lambda_{4d}}{\mu}$ from Eq. (4.26) lower (blue) curve and of $\beta_{\alpha_C}(\mu; \Lambda_{4d})$ from Eq. (4.30) upper (yellow) curve as functions of μ . These illustrate that as $\mu \rightarrow \infty$ both go to zero from negative values, showing the tendency of the system becoming scale invariant from both sides along the RG flows A and B of Fig. 5.

Whether it is possible to derive the RG flows in a general 5d Confined phase using the ε -expansion is not clear. In the special case where the 5d space breaks into approximately independently fluctuating 4d planes though, called the Confined-layered phase, it is. We will assume that the layering is perfect in which case we have in the bulk an array of non-interacting 4d $SU(2)$ gauge theories. This can be made exact by setting $\beta_5 = 0$ that makes the contribution of plaquettes in the lattice having links along the fifth dimension, vanish. Then indeed the lattice decomposes into 4d sublattices and only the coupling β_4 survives. In this regime, with the boundary naturally decoupled from the bulk, our truncated to marginal operators classical Lagrangian is a good approximation. The 4d Yang-Mills β -function is known up to several loops. To 1-loop we can extract (and verify) the β -function of the Confined phase coupling from our computation. Replacing $g_5\mu^{\frac{-\varepsilon}{2}} \rightarrow g_C$ in the bulk expression Eq. (3.85) gives

$$\beta_{g_C} = -\frac{22}{3} \frac{g_C^3}{16\pi^2} \quad (4.30)$$

or equivalently $\beta_{\alpha_C} = -\frac{44}{3}\alpha_C^2$ with g_C (α_C) identified as the dimensionless coupling of the 4d $SU(2)$ theory on each 4d plane (we added a subscript C to quantities to remind that it is their value in the Confined-layered phase). The only fixed point is the Gaussian fixed point $g_C = 0$ ($\alpha_C = 0$) which in terms of the 5d couplings is at $\beta_5 = 0$ and $\beta_4 = \infty$, or at $\gamma = 0$ and $\beta_C = \infty$ (here β_C is the coupling β defined in Eq. (2.11) evaluated in the Confined phase). It is easy to see that $\beta_C = 2N_C/g_C^2$. At this point of the 5d phase diagram the WF fixed point from the point of view of the Coulomb phase coincides with the Gaussian fixed point from the point of view of the Confined phase. It is useful to look also at β_C . Its β -function for $N_C = 2$ is

$$\begin{aligned} \mu \frac{d\beta_C}{d\mu} &= -\frac{8}{g_C^3} \mu \frac{dg_C}{d\mu} \Rightarrow \\ \beta_{\beta_C} &= \mu \frac{d\beta_C}{d\mu} = -\frac{8}{g_C^3} \beta_{g_C} = \frac{11}{3\pi^2} \end{aligned} \quad (4.31)$$

which has the solution

$$\beta_C(\mu) = \beta_{C,\Lambda_{4d}} + \frac{11}{3\pi^2} \ln \frac{\mu}{\Lambda_{4d}} + \dots \quad (4.32)$$

with $\beta_{C,\Lambda_{4d}} = \beta_C(\mu = \Lambda_{4d})$ an integration constant and the dots representing higher loop corrections. On the right of Fig. 4 we pick the RG flow line in the Coulomb phase for $\gamma = 0$ from Eq. (4.26) and the corresponding RG flow line in the Confined-layered phase from Eq. (4.32) and we plot their μ -dependence. We can clearly see the tendency of the system becoming scale invariant as the fixed point where $\mu_* = \infty$ is approached from either side.

A related observation is that the scale μ in Eq. (4.32) sweeps through the same values as the μ that enters in the $\gamma = 0$ Coulomb phase RGE. This is because they originate from the fluctuations of the same lattice and in the vicinity of the UV fixed point each value of μ in one phase corresponds to a point on the other side of the phase transition with the same value of μ . We can then solve Eq. (4.32) for μ and substitute it into the RGE of β_5 . Choosing $M = \Lambda_{4d}$ we obtain

$$\beta_5(\mu) = \beta_{5,\Lambda_{4d}} e^{-\frac{3\pi^2}{11}\beta_C(\mu)} \quad (4.33)$$

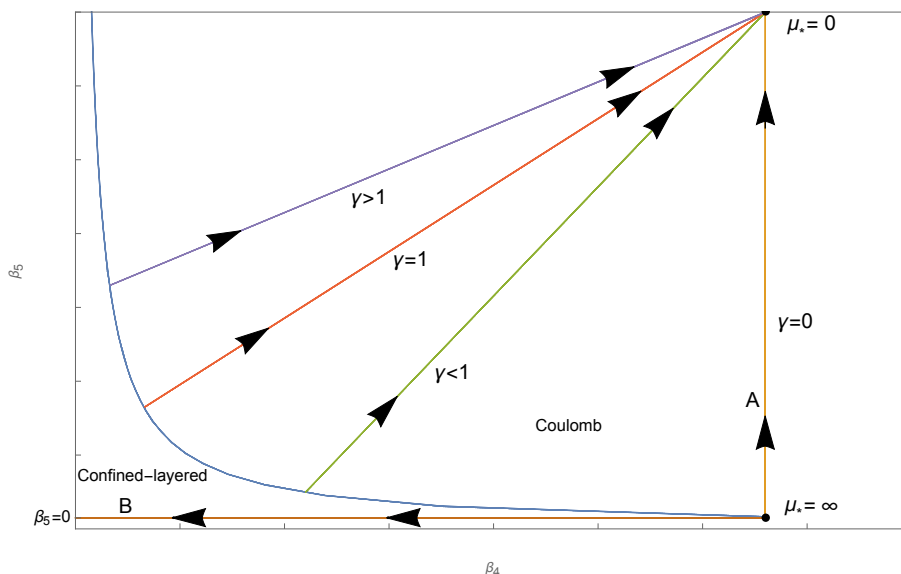


Figure 5: The phase diagram and RG flows in the bulk according to the ε -expansion. The (blue) curve represents WF fixed points. The straight lines are $\gamma = \text{const.}$ RG flows. The flows labelled by A and B are correlated according to Eq. (4.33).

a relation that correlates the running of the couplings on the two sides of the phase transition. This is just one example of a generic property that the runnings of couplings on opposite sides of quantum phase transitions seem to have [10]. Notice for example that if the Landau branch were physical, the existence of a Landau pole from one side of the phase transition would impose a maximum cut-off on the other side. We actually expect to see a behaviour along these lines near a first order phase transition. On Fig. 5 we summarize our findings for the RG flows on the bulk phase diagram according to the ε -expansion and in particular for the lines A and B under the assumption explained below Eq. (4.19).

5 Scale invariance and the Stress-Energy Tensor

The easiest way to establish a connection between results from the ε -expansion and scale invariance is via the Stress-Energy (S-E) tensor. In fact, in many cases scale invariance leads to conformal invariance. There is a known relation between scale and conformal invariance [19], which we will use here in order to show that the fixed points that the ε -expansion sees may correspond to CFTs. Our analysis here is preliminary, as it does not take into account possible subtleties with unitarity, the gauge fixing and ghost contributions etc., but we plan to return to all these issues in greater detail in the future.

According to the prescription the first step is to evaluate the dilatation current by performing scale transformations of the fields. For a given field Φ_i , the variation under dilatation

transformations is

$$\delta_D \Phi_i = (x \cdot \partial + d_{\Phi_i}) \Phi_i, \quad (5.1)$$

where the subscript D stands for dilatation and d_{Φ_i} is the classical dimension of Φ_i . Applying the above variation to a Lagrangian, $\mathcal{L}(\Phi_i, \partial\Phi_i)$, the dilatation current \mathcal{D}^μ is given by

$$\mathcal{D}^\mu = x_\nu \Theta_c^{\mu\nu} + \frac{\partial \mathcal{L}(\Phi_i, \partial\Phi_i)}{\partial(\partial^\mu \Phi_i)} d_{\Phi_i} \Phi_i, \quad (5.2)$$

where $\Theta_c^{\mu\nu}$ is the canonical S-E tensor. This and all the following S-E tensors are assumed to be conserved. In addition, we can insert the symmetric Belinfante S-E tensor, $\Theta_B^{\mu\nu}$, defined by⁷

$$\Theta_B^{\mu\nu} = \Theta_c^{\mu\nu} + \partial_\rho X^{\rho\mu\nu}$$

in Eq. (5.2) in order to obtain the expression

$$\mathcal{D}^\mu = x_\nu \Theta_B^{\mu\nu} + V^\mu, \quad (5.3)$$

where V^μ is the virial field. We now recall the two conditions which should be fulfilled by a conformally invariant theory. The first condition is that the virial field should be a total derivative

$$V^\mu = \partial_\beta \Sigma^{\mu\beta}$$

and the second is that the divergence of the dilatation current should vanish. These conditions suggest the definition of an improved S-E tensor $T^{\mu\nu}$ via the relation

$$\mathcal{D}^\mu = x_\nu T^{\mu\nu}. \quad (5.4)$$

An easy way to calculate this S-E tensor is to consider a general manifold with metric $g_{\mu\nu}$ and then take the functional derivative of the action with respect to the metric evaluated in the flat limit, i.e.

$$T^{\mu\nu} = -\frac{2}{\sqrt{\mathcal{G}}} \frac{\delta(\sqrt{\mathcal{G}}\mathcal{L})}{\delta g_{\mu\nu}} \Big|_{g_{\mu\nu} \rightarrow \eta_{\mu\nu}} \quad (5.5)$$

where $\mathcal{G} = \det g_{\mu\nu}$.

According to the above discussion if the divergence of Eq. (5.4), given by

$$\partial_\mu \mathcal{D}^\mu = T_\mu^\mu, \quad (5.6)$$

vanishes then the theory is conformally invariant. The above arguments obviously hold both at the classical and quantum levels. In what follows we obtain the classical and renormalized improved S-E tensors for the boundary and the bulk and then we evaluate their trace. On the fixed points we expect that the trace of the renormalized S-E tensor vanishes indicating that both theories may become CFTs at the quantum level. The discussion has to be necessarily carried out though order by order in the ε -expansion so when we speak of a CFT we really mean "conformally invariant at 1-loop in the ε -expansion". For the Gaussian fixed points this could

⁷ $X^{\rho\mu\nu}$ is antisymmetric in $\rho\mu$ so that $\Theta_B^{\mu\nu}$ is conserved.

be presumably generalized to all orders but it is not clear to us if this is the case also for fixed points of the WF type. This is of course consistent with the spirit of Weak Asymptotic Safety as described in the Introduction. We note that in the following evaluation of the stress-energy tensors contributions from the gauge fixing term and the Faddeev-Popov ghost fields have been neglected.

5.1 Boundary

Using Eq. (3.38) the boundary Lagrangian can be written as

$$\mathcal{L}_{\text{bound},0} = -\frac{(4\pi)^2}{4\alpha_{4,0}\gamma} F_0^{3,\mu\nu} F_{0,\mu\nu}^3 + |D_\mu \phi_0|^2, \quad (5.7)$$

The classical, improved S-E tensor then reads

$$\begin{aligned} T_{\text{bound},0}^{\mu\nu} &= -\frac{2}{\sqrt{\mathcal{G}}} \frac{\delta(\sqrt{\mathcal{G}}\mathcal{L}_{\text{bound},0})}{\delta g_{\mu\nu}} \Big|_{g_{\mu\nu} \rightarrow \eta_{\mu\nu}} \\ &= \frac{\eta^{\mu\nu}(4\pi)^2}{4\alpha_{4,0}\gamma} F_0^{3,\rho\sigma} F_{0,\rho\sigma}^3 - \frac{(4\pi)^2}{\alpha_{4,0}\gamma} F_0^{3,\mu\sigma} F_{0,\sigma}^{3,\nu} - \eta^{\mu\nu} (D^\rho \phi_0)^* D_\rho \phi_0 + 2 (D^\mu \phi_0)^* D^\nu \phi_0, \end{aligned} \quad (5.8)$$

whose trace is

$$\begin{aligned} \eta_{\mu\nu} T_{\text{bound},0}^{\mu\nu} &= (4\pi)^2 \frac{4}{4\alpha_{4,0}\gamma} F_0^{3,\rho\sigma} F_{0,\rho\sigma}^3 - \frac{(4\pi)^2}{\alpha_{4,0}\gamma} F_0^{3,\rho\sigma} F_{0,\rho\sigma}^3 - 4 (D^\rho \phi_0)^* D_\rho \phi_0 + 2 (D^\rho \phi_0)^* D_\rho \phi_0 \Rightarrow \\ T_{b,0} &= -2 (D^\rho \phi_0)^* D_\rho \phi_0 = 0, \end{aligned} \quad (5.9)$$

where in the last step we used the equation of motion of the scalar field and defined $T_{b,0} \equiv \eta_{\mu\nu} T_{\text{bound},0}^{\mu\nu}$. Eq. (5.6) combined with the above relation indicates that for the 4d SQED at the classical level the divergence of the dilatation current vanishes and the theory is conformally invariant.

To extend the statement to the quantum level we must renormalize the trace of the S-E tensor. The trace of Eq. (5.8) in d -dimensions (using the equation of motion of ϕ) reads

$$T_{b,0} = \frac{d-4}{4} \frac{(4\pi)^2}{\alpha_{4,0}\gamma\mu^\varepsilon} F_0^{3,\rho\sigma} F_{0,\rho\sigma}^3. \quad (5.10)$$

Using the results of Section 3.2 its quantum version in the ε -expansion can be defined through

$$T_{b,0} = \frac{d-4}{4} \frac{(4\pi)^2}{\alpha_4\gamma\mu^{4-d}} Z_{\alpha_4}^{-1} Z_{A_\mu} F^{3,\rho\sigma} F_{\rho\sigma}^3 \quad (5.11)$$

by separating the finite, renormalized part T_b from the rest, $\langle T_b \rangle$:

$$T_{b,0} = T_b + \langle T_b \rangle. \quad (5.12)$$

Thus,

$$T_b = \frac{d-4}{4} \frac{(4\pi)^2}{\alpha_4\gamma\mu^\varepsilon} F^{3,\rho\sigma} F_{\rho\sigma}^3 = \frac{-\varepsilon}{4} \frac{(4\pi)^2}{\alpha_4\gamma\mu^\varepsilon} F^{3,\rho\sigma} F_{\rho\sigma}^3. \quad (5.13)$$

Now notice that in d -dimensions the renormalized part of Eq. (5.7) is

$$\mathcal{L}_{\text{bound}} = -\frac{(4\pi)^2}{4\alpha_4\gamma\mu^\varepsilon} F^{3,\mu\nu} F_{\mu\nu}^3 + |D_\mu\phi|^2,$$

so that Eq. (5.13) can be rewritten in terms of $\mathcal{L}_{\text{bound}}$ as

$$T_b = -\mu \frac{d\mathcal{L}_{\text{bound}}}{d\mu} = -\beta_{\alpha_4} \frac{d\mathcal{L}_{\text{bound}}}{d\alpha_4} \quad (5.14)$$

with β_{α_4} the β -function of the boundary coupling α_4 . The above relation is known as the trace anomaly preventing the theory from being conformally invariant at the quantum level. Nevertheless at the Gaussian point G where $\beta_{\alpha_4} = 0$, T_b vanishes. Therefore, Eq. (5.6) implies that the divergence of the dilatation current is zero and as a consequence the boundary theory is a CFT on G.

5.2 Bulk

In the bulk, using Eq. (3.39) we start with the classical Lagrangian

$$\mathcal{L}_{\text{bulk},0} = -\frac{1}{4\alpha_{5,0}\mu^{-1}\Omega} F_0^{A,MN} F_{0,MN}^A \quad (5.15)$$

where $\Omega = 2N_C/(4\pi)^2$ and the S-E tensor

$$T_{\text{bulk},0}^{MN} = -\frac{2}{\sqrt{\mathcal{G}}} \frac{\delta(\sqrt{\mathcal{G}}\mathcal{L}_{\text{bulk},0})}{\delta g_{\mu\nu}} \Big|_{g_{\mu\nu} \rightarrow \eta_{\mu\nu}} = \frac{\eta^{MN}}{4\alpha_{5,0}\mu^{-1}\Omega} F_0^{A,RS} F_{0,RS}^A - \frac{1}{\alpha_{5,0}\mu^{-1}\Omega} F_0^{A,MS} F_{0,S}^A, \quad (5.16)$$

whose trace is

$$\begin{aligned} T_{B,0} \equiv \eta_{MN} T_{\text{bulk},0}^{MN} &= \frac{5}{4\alpha_{5,0}\mu^{-1}\Omega} F_0^{A,RS} F_{0,RS}^A - \frac{1}{\alpha_{5,0}\mu^{-1}\Omega} F_0^{A,RS} F_{0,RS}^A \\ &= \frac{1}{4\alpha_{5,0}\mu^{-1}\Omega} F_0^{A,RS} F_{0,RS}^A, \end{aligned} \quad (5.17)$$

which is non-zero. This means that the 5d $SU(2)$ theory is neither scale nor conformally invariant at the classical level.

Now let us renormalize $T_{B,0}$. In d -dimensions it reads

$$T_{B,0} = \frac{d-4}{4\alpha_{5,0}\mu^{4-d}\Omega} F_0^{A,RS} F_{0,RS}^A \quad (5.18)$$

and its renormalized version, according to Section 3.2, can be extracted from

$$T_{B,0} = \frac{d-4}{4\alpha_5\mu^{4-d}\Omega} Z_{\alpha_5}^{-1} Z_{A_M} F^{A,RS} F_{RS}^A = T_B + \langle T_B \rangle \quad (5.19)$$

where

$$T_B = \frac{d-4}{4\alpha_5\mu^{4-d}\Omega} F^{A,RS} F_{RS}^A = \frac{-\varepsilon}{4\alpha_5\mu^\varepsilon\Omega} F^{A,RS} F_{RS}^A. \quad (5.20)$$

Combining this with the renormalized part of Eq. (5.15)

$$\mathcal{L}_{\text{bulk}} = -\frac{1}{4\alpha_5\mu^\varepsilon\Omega} F^{A,MN} F_{MN}^A,$$

we end up with

$$T_B = -\beta_{\alpha_5} \frac{d\mathcal{L}_{\text{bulk}}}{d\alpha_5}, \quad (5.21)$$

where β_{α_5} is the β -function of the bulk coupling defined in Eq. (3.84). For the bulk $SU(2)$ gauge theory we found a Gaussian fixed point and a WF fixed point, located at $\alpha_5 = 0$ and $\alpha_{5*} = \frac{3}{11}(-\varepsilon)$ respectively, where β_{α_5} vanishes. Then Eq. (5.6) implies that on those points the theory becomes conformally invariant. This is an interesting result since, even though classically the bulk theory is generically not a CFT, it flows to a CFT at the fixed points.

6 Conclusions and outlook

We have computed the RG flows in a theory that is defined by the quantization of the truncated in the lattice spacings expansion of a five-dimensional $SU(2)$ orbifold lattice model. Here in part I of the work we have truncated the expansion to the leading non-trivial order where the boundary (a massless, free 4d SQED model) decouples from the bulk (a 5d $SU(2)$ gauge theory) and the two can be studied separately. The computational tool we used was the ε -expansion. On the boundary there is a Gaussian fixed point where the theory becomes a CFT. In the bulk where in infinite volume the phase diagram is two-dimensional there is a curve of WF fixed points. The resulting phase diagram agrees qualitatively with the non-perturbative phase diagram, if we identify the WF curve with the curve of quantum phase transitions extracted from Monte Carlo simulations. RG flow lines starting from the Gaussian fixed point can end on the WF curve where classically marginal operators become relevant. There is a special point on the phase diagram, the one at $(\beta_4, \beta_5) = (\infty, 0)$, which is seen from the Coulomb phase as a WF fixed point and from the Confined phase as a Gaussian fixed point. The RG flow lines (lines labelled by A and B on Fig. 5) that end on that point can be correlated. This is possible because in this regime the Confined phase becomes 4d-layered along the fifth dimension.

Throughout our discussion we have tried to interpret the results from the ε -expansion as physical. This has led us to a notion of Weak Asymptotic Safety, as the WF fixed points by construction are associated with a vanishing β -function which, if generalized to all orders, implies a continuum limit that we know not to exist in this model by Monte Carlo simulations. Instead, the Weak Asymptotic Safety point of view is that the fixed loop-order vanishing of the β -function is not a signal of exact scale invariance but an indication of the tendency of the system to become approximately scale invariant as a first order quantum phase transition is approached, from either side. Under such a perspective the WF curve of the ε -expansion can be perhaps related to the first order quantum phase transition seen by the lattice. We have given several arguments to support this picture. A consequence of these arguments is that near the phase transition an alternative way to describe the quantum theory is possibly via a radiatively broken CFT.

A shortcoming in our analysis is the complete decoupling of the boundary from the bulk. A result of the decoupling is the absence of a Higgs phase that we know however to exist non-perturbatively in the model and it is the reason why we call the model one of Non-Perturbative Gauge-Higgs Unification. This absence is due to the leading order truncation of the lattice spacing expansion that generates our classical action. Truncating the lattice spacing expansion at higher order amounts to allowing classically irrelevant operators in the action. Quantizing this action will keep the boundary coupled to the bulk and may generate large enough anomalous dimensions to change some of the irrelevant operators to relevant ones. Then if at least one of these operators generates a mass term for the boundary scalar and another generates a mass term for the gauge field, we will have a purely bosonic and quantum version of the Higgs mechanism. This next step justifies the detailed exposition of the classical lattice spacing expansions, Feynman rules, diagram computations, renormalization etc. presented here, as in the next stage no already existing results (for β -functions and anomalous dimensions) can be used without explicit new calculations. The construction of the RG flow lines itself and a matching of the kind we performed for the lines A and B in Fig. 5 is expected to reveal non-trivial information about the Higgs phase and we believe that it may offer an alternative resolution to the Higgs hierarchy problem. This will be the topic of part II of this work.

Appendices

A Couplings

There are several dimensionless couplings that can form from the dimensionful parameters of the classical 5d $SU(N_C)$ theory a_4 , a_5 and g_5 and the extra parameter μ that appears in the quantum theory. They are not all independent of course but one may be more convenient to use than another in specific cases. Below we summarize the various couplings in the order they appear in the text with a pointer to their definition.

Coupling	Value	Equation
β_4	$\frac{2N_C a_5}{g_5^2}$	Eq. (2.11)
β_5	$\frac{2N_C a_4^2}{a_5 g_5^2}$	Eq. (2.11)
γ	$\sqrt{\beta_5/\beta_4} = \frac{a_4}{a_5}$	below Eq. (2.11)
β	$\sqrt{\beta_5\beta_4} = \frac{2N_C a_4}{g_5^2}$	below Eq. (2.11)
g	$\frac{g_5}{\sqrt{a_4}}$	Eq. (2.39)
α_4	$\frac{1}{(4\pi)^2} \mu^{d-4} g^2$	Eq. (3.38)
α_5	$\frac{2N_C}{(4\pi)^2} \mu^{d-4} g_5^2$	Eq. (3.39)

B Dimensional analysis

In this Appendix we review some well known facts about the dimensional analysis involved in RG flows in QFT's. The notation $[\Phi] = d_\Phi$ is used for the mass dimension of the field Φ . The gauge link

$$U_M = e^{iag_5 \mathbf{A}_M} \quad (\text{B.1})$$

is dimensionless which implies that

$$[a] + [g_5] + [\mathbf{A}_M] = 0. \quad (\text{B.2})$$

Using that $[a] = [a_4] = [a_5] = -1$ and $[g_5] = -\frac{1}{2}$ we have $[\mathbf{A}_M] = [\mathbf{A}_\mu] = [\mathbf{A}_5] = \frac{3}{2}$. Moreover, since $[\hat{\Delta}_M] = 1$ it is easy to see that $[\mathbf{F}_{MN}] = [\mathbf{F}_{\mu\nu}] = [\mathbf{F}_{\mu 5}] = \frac{5}{2}$.

Dimensional analysis is relevant for the quantum behaviour of operators. We first determine the classical dimensions that are needed in Section 4.1 and Section 4.2 to be compared with the corresponding anomalous dimensions. Starting with the boundary part of Eq. (3.1) we have that in d -dimensions

$$\mathcal{S}^{\text{bound.}} \propto \int d^d x \left[(\partial_\mu A_\nu)^2 + (\partial_\mu \phi)^2 + g\sqrt{\gamma} A_\mu \phi \partial_\mu \bar{\phi} + g^2 \gamma (A_\mu)^2 \phi \bar{\phi} \right], \quad (\text{B.3})$$

from which we infer that the operator of interest is $g\sqrt{\gamma} \mathcal{O}_{A\phi\bar{\phi}}$ where $\mathcal{O}_{A\phi\bar{\phi}} = A_\mu \phi \partial_\mu \bar{\phi}$. From the kinetic terms of the gauge field we see that $-d + 2[\partial_\mu] + 2d_{A_\mu} = 0$, determining

$$d_{A_\mu} = \frac{d-2}{2} \quad (\text{B.4})$$

and from the kinetic term of the scalar that $-d + 2[\partial_\mu] + 2d_\phi = 0$, determining

$$d_\phi = \frac{d-2}{2}. \quad (\text{B.5})$$

From the interaction term $g\sqrt{\gamma} A_\mu \phi \partial_\mu \bar{\phi}$ we get that $d_g + d_{A_\mu} + 1 + 2d_\phi = d$ thus

$$d_g = \frac{4-d}{2}. \quad (\text{B.6})$$

For $d = 4$ we have that $d_{A_\mu} = 1$, $d_\phi = 1$ while the boundary coupling is dimensionless. For the bulk part of Eq. (3.1) recall that there is no need to perform any rescaling and therefore, the bulk action in d -dimensions reads

$$\mathcal{S}^{\text{bulk}} \propto \int d^d x \left[(\partial_M A_N)^2 + g_5 (\partial_M A_N) A_M A_N + g_5^2 A_M A_N A_M A_N \right]. \quad (\text{B.7})$$

From the kinetic term we obtain again that

$$d_{A_M} = \frac{d-2}{2}. \quad (\text{B.8})$$

Here, the operator of interest is $g_5 \mathcal{O}_{AAA}$ with $\mathcal{O}_{AAA} = (\partial_M A_N) A_M A_N$ that determines

$$d_{g_5} = \frac{4-d}{2}. \quad (\text{B.9})$$

In $d = 5$, $d_{A_M} = \frac{3}{2}$ and $d_{g_5} = -\frac{1}{2}$.

For a dimensionless in d -dimensions coupling $G_{i,0} = \mu^{d_{g_i}} g_{i,0} = \mu^{d_{g_i}} (g_i + \delta g_i)$ holds the RG equation

$$\begin{aligned} \mu \frac{dG_{i,0}}{d\mu} &= \mu \frac{d[\mu^{d_{g_i}} (g_i + \delta g_i)]}{d\mu} = 0 \Rightarrow \\ \beta_{g_i}(g_i) &\equiv \mu \frac{dg_i}{d\mu} = -d_{g_i}(g_i + \delta g_i) + d_{g_i} g_i \partial_{g_i} \delta g_i, \end{aligned} \quad (\text{B.10})$$

with d_{g_i} the mass dimension of g_i . Equivalently, the above relation can be modified to

$$\beta_{g_i}(g_i) = (d_{\mathcal{O}_i} - d)g_i + \beta_{g_i}^1(g_i), \quad (\text{B.11})$$

where $d_{\mathcal{O}_i} + d_{g_i} = d$. $d_{\mathcal{O}_i}$ is the classical mass dimension of the operator associated with g_i , while

$$\beta_{g_i}^1 = -d_{g_i} \delta g_i + d_{g_i} g_i \partial_{g_i} \delta g_i \quad (\text{B.12})$$

is the one-loop part of the corresponding β -function. The above relations indicate the existence of a set of couplings, g_{i*} for which β_{g_i} is zero. The points on a phase diagram where this happens may indicate fixed points. An important implication of the fixed points is that they can show us if the couplings g_i under discussion and their associated operators, are relevant, marginal or irrelevant. To see this choose a fixed point $g_i = g_{i*}$ and define a small area around it, $\delta\sigma_i$ so that $g = g_{i*} + \delta\sigma_i$. The β -function then deforms as $\beta_{g_i}(g_{i*} + \delta\sigma_i)$. Performing an expansion around g_{i*} to linear order in $\delta\sigma_i$ we have that

$$\begin{aligned} \mu \frac{d(g_{i*} + \delta\sigma_i)}{d\mu} &= (d_{\mathcal{O}_i} - d)(g_{i*} + \delta\sigma) + \beta_{g_i}^1(g_{i*} + \delta\sigma) \Rightarrow \\ \mu \frac{d\delta\sigma_i}{d\mu} &= \left[(d_{\mathcal{O}_i} - d)g_{i*} + \beta_{g_i}^1(g_{i*}) \right] + \left[(d_{\mathcal{O}_i} - d) + \partial_{g_i} \beta_{g_i}^1(g_{i*}) \right] \delta\sigma_i + \mathcal{O}(\delta\sigma_i^2) \Rightarrow \\ \mu \frac{d\delta\sigma_i}{d\mu} &= (\Delta_{\mathcal{O}_i} - d)\delta\sigma_i + \mathcal{O}(\delta\sigma_i^2), \end{aligned} \quad (\text{B.13})$$

where we used that by definition $(d_{\mathcal{O}_i} - d)g_{i*} + \beta_{g_i}^1(g_{i*}) = \beta_{g_i}(g_{i*}) = 0$ and

$$\Delta_{\mathcal{O}_i} = d_{\mathcal{O}_i} + \gamma_{\mathcal{O}_i}, \quad (\text{B.14})$$

is the quantum scaling dimension of the operator \mathcal{O}_i associated with g_i and the anomalous dimension of the operator \mathcal{O}_i is defined as

$$\gamma_{\mathcal{O}_i} = \partial_{g_i} \beta_{g_i}^1(g_{i*}). \quad (\text{B.15})$$

At a Gaussian fixed point G where $g_i = 0$ the anomalous dimensions vanish and $\Delta_{\mathcal{O}_i} = d_{\mathcal{O}_i}$.

Solving Eq. (B.13) we obtain

$$\delta\sigma_i(\mu) = \left(\frac{\mu}{M} \right)^{\Delta_{\mathcal{O}_i} - d} \delta\sigma_i(M), \quad (\text{B.16})$$

with M an arbitrary mass scale, which shows that for $\Delta_{\mathcal{O}_i} < d$, $\delta\sigma_i(\mu) \gg (\ll) 1$ as $\mu \rightarrow 0 (\infty)$, for $\Delta_{\mathcal{O}_i} > d$, $\delta\sigma_i(\mu) \ll (\gg) 1$ as $\mu \rightarrow 0 (\infty)$ while for $\Delta_{\mathcal{O}_i} = d$, $\delta\sigma_i(\mu) = \delta\sigma_i(M)$. The above

cases correspond to an IR relevant (UV irrelevant), an IR irrelevant (UV relevant) and a marginal coupling g_i , respectively. The same terminology is used for the operator $g_i \mathcal{O}_i$.

Finally, the anomalous dimension of the field Φ is defined by the Callan-Symanzik equation of a renormalized n -point Green function of a field Φ and a coupling g , reading

$$\left(\mu \frac{\partial}{\partial \mu} + \beta(g) \frac{\partial}{\partial g} + \frac{n}{2} \gamma_\Phi\right) G^{(n)}(p_1, \dots, p_n) = 0, \quad (\text{B.17})$$

where

$$\gamma_\Phi = \frac{\mu}{Z_\Phi} \frac{dZ_\Phi}{d\mu} \quad (\text{B.18})$$

The sum of the anomalous dimensions of the fields contained in an operator is not equal in general to the anomalous dimension of the operator.

C Global symmetries

In this Appendix we discuss the global symmetries involved in the construction. At the level of the lattice formulation the global symmetries were identified in [13]. Here we extend the discussion by considering the action of the global symmetries Parity (P), charge conjugation (C) and Stick symmetry (\mathcal{S}) on the continuum fields.

C.1 Parity P

The Parity transformation acts on the lattice coordinates and the links as [13]

$$P n_M = P(n_0, \vec{n}, n_5) = (n_0, -\vec{n}, n_5) \equiv \bar{n}_M$$

and

$$PU(n_M, i) = U^\dagger(\bar{n}_M - \hat{i}, i), \quad PU(n_M, 0) = U(\bar{n}_M, 0), \quad PU(n_M, 5) = U(\bar{n}_M, 5)$$

respectively. In the lattice space expansion this gives

$$\begin{aligned} PU(n_M, i) &= P \left[1 + iag_5 \mathbf{A}_i(n_M) + O(a^2) + \dots \right] \\ PU(n_M, \{0, 5\}) &= P \left[1 + iag_5 \mathbf{A}_{\{0, 5\}}(n_M) + O(a^2) + \dots \right] \end{aligned} \quad (\text{C.1})$$

where $\mathbf{A}_M \equiv A_M^A T^A$. This implies an action on the continuum fields

$$\begin{aligned} P : A_i^A(x) &\rightarrow -A_i^A(\bar{x}) \\ P : A_{\{0, 5\}}^A(x) &\rightarrow A_{\{0, 5\}}^A(\bar{x}). \end{aligned} \quad (\text{C.2})$$

Scalars and ghosts that do not carry a space-time index are invariant under P . The boundary and bulk actions are both invariant under P .

C.2 Charge conjugation C

The action of charge conjugation on the gauge links is given by

$$CU(n_M, N) = U^*(n_M, N). \quad (\text{C.3})$$

In the lattice spacing expansion we have

$$CU(n_M, N) = C \left[1 + ia g_5 \mathbf{A}_N(n_M) + O(a^2) + \dots \right]$$

from which we extract that

$$C \mathbf{A}_M(x) = -(\mathbf{A}_M(x))^*, \quad (\text{C.4})$$

which implies the action $CT^A = -(T^A)^*$ at the level of the Lie algebra. For $SU(2)$ and transferring the action on the fields, we have

$$\begin{aligned} C : A_M^1 &\rightarrow -A_M^1 \\ C : A_M^2 &\rightarrow A_M^2 \\ C : A_M^3 &\rightarrow -A_M^3 \end{aligned} \quad (\text{C.5})$$

Regarding the boundary complex scalar $\phi = 1/\sqrt{2}(A_5^1 + iA_5^2)$ the above determines the transformation

$$C : \phi \rightarrow -\phi^* \quad (\text{C.6})$$

Ghosts transform as in Eq. (C.5) according to their gauge index. The boundary and bulk actions are both invariant under C .

C.3 Stick symmetry S

The stick symmetry \mathcal{S} is a global symmetry particular to the lattice orbifold [17]. In [13] it was identified as the symmetry governing the Higgs mechanism, therefore it is of special importance. The stick transformation acts only on the boundary and hybrid links. In particular, restricting to the left boundary of the orbifold lattice, its action is

$$U((n_\mu, 0), 5) \rightarrow g_S^{-1} U_5((n_\mu, 0), 5), \quad U((n_\mu, 0), \mu) \rightarrow g_S^{-1} U((n_\mu, 0), \mu) g_S, \quad (\text{C.7})$$

where the above relation shows clearly that the hybrid links transform as matter fields under stick transformations. Without loss of generality we can take $g_S = -i\sigma^2$. For the boundary links we therefore have

$$\mathcal{S}U((n_\mu, 0), \mu) = g_S^{-1} \left[1 + ia_4 g_5 A_\mu^3(n_\mu, 0) T^3 + O(a_4^2) + \dots \right] g_S \quad (\text{C.8})$$

while for hybrid links

$$\mathcal{S}U((n_\mu, 0), 5) = g_S^{-1} \left[1 + ia_5 g_5 \sum_{\hat{\alpha}=1,2} A_5^{\hat{\alpha}}(n_\mu, 0) T^{\hat{\alpha}} + O(a_5^2) + \dots \right]. \quad (\text{C.9})$$

This implies that

$$\mathcal{S} : A_\mu^3 \rightarrow -A_\mu^3. \quad (\text{C.10})$$

The action on ϕ is a non-trivial rotation

$$\mathcal{S} : \begin{pmatrix} 0 & -\phi^* \\ \phi & 0 \end{pmatrix} \rightarrow \begin{pmatrix} \phi & 0 \\ 0 & -\phi^* \end{pmatrix} \quad (\text{C.11})$$

such that the kinetic term of ϕ is invariant.

D Feynman rules

Here we follow the usual procedure in order to evaluate the Feynman rules of the continuum orbifold action Eq. (3.1). We split the action into bulk and boundary parts as follows:

$$S_{S^1/\mathbb{Z}_2} = S^1 + S^2$$

with

$$S^1 = \int d^5x P(x_5) \left[-\frac{1}{4} F_{MN}^A F_{MN}^A - \frac{1}{2\xi} (\partial_M A_M^A)^2 + \partial_M \bar{c}^C D_M^{CB} c^B \right] \quad (\text{D.1})$$

and

$$S^2 = \int d^5x \delta(x_5) \left\{ \mathcal{L}_{\text{bound}} - \frac{1}{2\xi} (\partial_\mu A_\mu^3)^2 + \partial_\mu \bar{c}^3 \partial_\mu c^3 \right\}. \quad (\text{D.2})$$

Starting with the bulk action Eq. (D.1) and expanding the field strength and the covariant derivative we have

$$\begin{aligned} S^1 &= \int d^5x P(x_5) \left[-\frac{1}{4} \left\{ \partial_M A_N^A - \partial_N A_M^A - g_5 f^{ABC} A_M^B A_N^C \right\}^2 - \frac{1}{2\xi} (\partial_M A_M^A)^2 + \partial_M \bar{c}^B \partial_M c^B \right. \\ &\quad \left. + g_5 f^{CBA} \partial_M \bar{c}^C c^B A_M^A \right] \Leftrightarrow \\ &= \int d^5x P(x_5) \left[-\frac{1}{4} (\partial_M A_N^A - \partial_N A_M^A)^2 - \frac{1}{2\xi} (\partial_M A_M^A)^2 + \frac{g_5}{2} (\partial_M A_N^A - \partial_N A_M^A) f^{ABC} A_M^B A_N^C \right. \\ &\quad \left. - \frac{g_5^2}{4} (f^{ABC} A_M^B A_N^C) (f^{ADE} A_M^D A_N^E) + \partial_M \bar{c}^B \partial_M c^B + g_5 f^{CBA} \partial_M \bar{c}^C c^B A_M^A \right]. \quad (\text{D.3}) \end{aligned}$$

Massaging the kinetic part gives

$$\begin{aligned} S_{kin}^1 &= \int d^5x d^5y \delta(x-y) \delta_{AB} \left[\frac{1}{2} P(x_5) A_M^A(x) \left\{ g^{MN} \square_y + \left(\frac{1}{\xi} - 1 \right) \partial_M \partial_{N,y} \right\} A_N^B(y) \right. \\ &\quad \left. - \bar{c}^A \square c^B \right] \end{aligned}$$

$$\begin{aligned}
&= \int d^5x d^5y \delta(x-y) \delta_{AB} \left[\frac{1}{2} P(x_5) A_M^A(x) \left\{ g^{MN} \square_y + \left(\frac{1}{\xi} - 1 \right) \partial_M \partial_{N,y} \right\} P^{-1}(y_5) P(y_5) A_N^B(y) \right. \\
&\quad \left. - \bar{c}^A \square c^B \right] \Leftrightarrow \\
S_{kin}^1 &= \int d^5x d^5y \delta_{xy} \delta_{AB} \left[\frac{1}{2} A_M^A(x) \left\{ g^{MN} \square_y + \left(\frac{1}{\xi} - 1 \right) \partial_M \partial_{N,y} \right\} P^{-1}(y_5) A_N^B(y) - \bar{c}^A \square c^B \right]
\end{aligned}$$

where $\delta(x-y) = \delta_{xy}$ and we have defined the projected gauge field $A_M^A(x) = P(x_5) A_M^A(x)$. We Fourier transform to momentum space using

$$A_M^A(x) = \int \frac{d^5p}{(2\pi)^5} A_M^A(p) e^{-ip \cdot x}$$

and then S_{kin}^1 becomes

$$\begin{aligned}
S_{kin}^1 &= \int d^5x d^5y \frac{d^5p}{(2\pi)^5} \frac{d^5q}{(2\pi)^5} \frac{\delta_{xy} \delta_{AB}}{2} A_M^A(p) e^{-ip \cdot x} \left\{ g^{MN} \square_y + \left(\frac{1}{\xi} - 1 \right) \partial_M \partial_{N,y} \right\} e^{-iq \cdot y} P^{-1}(q_5) A_N^B(q) \\
&\quad + \text{ghosts} \\
&= \int \frac{d^5p}{(2\pi)^5} \frac{d^5q}{(2\pi)^5} (2\pi)^5 \delta(p+q) \frac{\delta_{AB}}{2} A_M^A(p) \left\{ -g^{MN} q^2 - \left(\frac{1}{\xi} - 1 \right) q_M q_N \right\} P^{-1}(q_5) A_N^B(q) + \text{ghosts}
\end{aligned}$$

where we have used that $\int d^5x d^5y \delta_{xy} e^{-ip \cdot x} e^{-iq \cdot y} = \int d^5x e^{-i(p+q) \cdot x} = (2\pi)^5 \delta^{(5)}(p+q)$. Using the δ -function to eliminate the q -integral and setting $q = -p$ we get

$$S_{kin}^1 = \int \frac{d^5p}{(2\pi)^5} \frac{1}{2} A_M^A(p) M_{AB}^{MN} A_N^B(-p) + \text{ghosts} \quad (\text{D.4})$$

with $M_{AB}^{MN} = \delta_{AB} \left(-g^{MN} p^2 + \left(1 - \frac{1}{\xi} \right) p^M p^N \right) P^{-1}(-p_5)$. Inverting the matrix we obtain the gauge boson propagator that respects $M_{AB}^{MN} \Pi_{NR}^{BC} = \delta^{AC} \delta_{MR}$:

$$\Pi_{MN}^{AB} = P(p_5) \frac{\delta^{AB}}{p^2} \left(-g_{MN} + (1 - \xi) \frac{p_M p_N}{p^2} \right). \quad (\text{D.5})$$

Following similar arguments for the ghost part, we obtain the ghost propagator

$$G^{AB} = P(p_5) \frac{\delta^{AB}}{p^2}. \quad (\text{D.6})$$

From the rest of Eq. (D.1) we read off the interaction vertices which contain two self-interacting gauge boson vertices and one ghost-gauge boson vertex. These interactions corresponds to the terms $\partial_M A_N^A A_M^B A_N^C$, $A_M^B A_N^C A_M^D A_N^E$ and $\partial_M \bar{c}^C c^B A_M^A$.

The procedure for the boundary action Eq. (D.2) is analogous. We have

$$\begin{aligned}
S^2 &= \int d^5x \delta(x_5) \left\{ -\frac{1}{4} F_{\mu\nu}^3 F_{\mu\nu}^3 + \partial_\mu \bar{\phi} \partial_\mu \phi - \frac{1}{2\xi} (\partial_\mu A_\mu^3)^2 + \partial_\mu \bar{c}^3 \partial_\mu c^3 \right. \\
&\quad \left. + ig\sqrt{\gamma} A_\mu^3 (\phi \partial_\mu \bar{\phi} - \bar{\phi} \partial_\mu \phi) + g^2 \gamma (A_\mu^3)^2 \bar{\phi} \phi \right\} \quad (\text{D.7})
\end{aligned}$$

so that the propagator of A_μ^3 is

$$\Pi_{\mu\nu}^3 = \frac{\delta_{p_5,0}}{p^2} \left(-g_{\mu\nu} + (1 - \xi) \frac{p_\mu p_\nu}{p^2} \right), \quad (\text{D.8})$$

the propagator of the scalar field, ϕ is

$$\Pi^\phi = \frac{\delta_{p_5,0}}{p^2}, \quad (\text{D.9})$$

and the propagator of the ghost, c^3 is

$$\Pi^\phi = \frac{\delta_{p_5,0}}{p^2} \quad (\text{D.10})$$

The boundary vertices are determined by the interaction terms $A_\mu^3 (\partial_\mu \bar{\phi} \phi - \bar{\phi} \partial_\mu \phi)$ and $(A_\mu^3)^2 \bar{\phi} \phi$.

We summarize the Feynman rules below:

- Gauge boson Propagator

$$\begin{aligned} \text{M, A} \text{---} \text{N, B} &= i\Pi_{MN}^{AB}(p_M, q_\mu) = iP(p_5) \frac{\delta^{AB}}{p^2} \left(-g_{MN} + (1 - \xi) \frac{p_M p_N}{p^2} \right) \\ &\quad + i \frac{\delta_{p_5,0} \delta_{M,\mu} \delta_{N,\nu}}{q^2} \left(-g_{\mu\nu} + (1 - \xi) \frac{q_\mu q_\nu}{q^2} \right) + i \frac{\delta_{p_5,0} \delta_{M,5} \delta_{N,5}}{q^2} \end{aligned}$$

- Ghost Propagator

$$\text{A} \text{---} \text{B} = iP(p_5) \frac{\delta^{AB}}{p^2} + i \frac{\delta^{A3} \delta^{B3} \delta_{p_5,0}}{q^2}$$

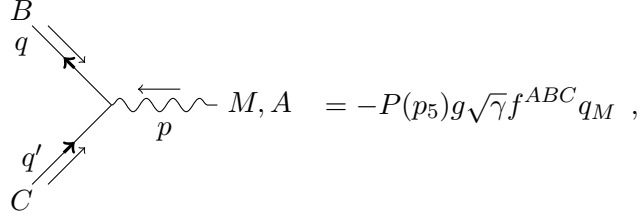
- three-point self interaction vertex

$$\begin{aligned} \begin{array}{c} \text{M, A} \\ p_3 \swarrow \\ \text{---} \\ p_1 \swarrow \\ \text{N, B} \\ \text{---} \\ p_2 \swarrow \\ \text{R, C} \end{array} &= P(p_5) g \sqrt{\gamma} f^{ABC} G_{NRM} \\ &\quad + i \delta_{p_5,0} g \sqrt{\gamma} Q_{NRM} \end{aligned}$$

- four-point self interaction vertex

$$\begin{aligned} \begin{array}{c} \text{M, B} \quad p_1 \swarrow \quad p_2 \swarrow \quad \text{N, C} \\ \text{---} \quad \text{---} \quad \text{---} \\ \text{---} \\ p_4 \swarrow \quad p_3 \swarrow \\ \text{S, E} \quad \text{R, D} \end{array} &= -iP(p_5) g^2 \gamma K_{MNRS}^{BCDE} \\ &\quad + 2i \delta_{p_5,0} g^2 \gamma g_{\mu\nu} \Delta_{MNRS} \end{aligned}$$

- Ghost-gauge boson vertex



where we have defined that

$$G_{NRM} \equiv G_{NRM}(p_{12}, p_{23}, p_{31}) = g_{NR}(p_1 - p_2)_M + g_{RM}(p_2 - p_3)_N + g_{MN}(p_3 - p_1)_R \quad (\text{D.11})$$

$$L_{NRM}^{ABC} = f^{ABC} G_{NRM} \quad (\text{D.12})$$

$$Q_{MNR} = (q_2 - q_1)_\mu (\delta_{M,5} \delta_{N,5} \delta_{R,\rho} + \delta_{N,5} \delta_{R,5} \delta_{M,\mu} + \delta_{R,5} \delta_{M,5} \delta_{N,\nu}) \quad (\text{D.13})$$

$$K_{MNR S}^{BCDE} = f^{ABC} f^{AED} (g_{MS} g_{NR} - g_{MR} g_{NS}) + f^{ABE} f^{ACD} (g_{MN} g_{SR} - g_{MR} g_{NS}) + f^{ABD} f^{ACE} (g_{MN} g_{SR} - g_{MS} g_{NR}) \quad (\text{D.14})$$

$$\Delta_{MNR S} = (\delta_{M,\mu} \delta_{N,\nu} \delta_{S,5} \delta_{R,5} + \delta_{M,5} \delta_{N,5} \delta_{S,\sigma} \delta_{R,\rho}) \quad (\text{D.15})$$

with $p_{ij} = p_i - p_j$.

E Scaleless Integrals

Here we present a discussion which affects both the boundary and the bulk renormalization procedure. In particular, recall that in both cases the fields are massless and as a consequence the one-loop diagrams, involve massless integrals. On-shell, both the external momenta and the masses go to zero. These integrals are called scaleless and their general form is

$$\mathcal{FD} = \int \frac{d^d k}{(2\pi)^d} \frac{1}{k^{2a}}, \quad (\text{E.1})$$

with a an integer. In d -dimensions the above integral becomes

$$\mathcal{FD} = \int \frac{d^d k}{(2\pi)^d} \frac{1}{k^{2a}} \equiv \int_{-\infty}^{\infty} dk k^{d-(1+2a)} \quad (\text{E.2})$$

and in DR it is zero. The simplest example of this type [18] is $B_0(q, q)$, which is of the form

$$B_0(q, q) = \int \frac{d^4 q}{(2\pi)^4} \frac{1}{q^4}$$

and in DR it does not converge in any dimension, in fact it has both IR and UV divergences. The way to regularize it is by separating the IR from the UV divergent part. $B_0(q, q)$ in Euclidean space becomes

$$\int \frac{d^4 q}{(2\pi)^4} \frac{1}{q^4} \equiv \int d^d q_E \frac{1}{q_E^4} \Rightarrow$$

$$\begin{aligned}
\int \frac{d^4 q}{(2\pi)^4} \frac{1}{q^4} &\equiv \Omega_d \int_0^M dq_E q_E^{d-5} + \Omega_d \int_M^\infty dq_E q_E^{d-5} \Rightarrow \\
\int \frac{d^4 q}{(2\pi)^4} \frac{1}{q^4} &\equiv \Omega_d \left(\ln M - \frac{1}{\varepsilon_{IR}} \right) + \Omega_d \left(-\ln M + \frac{1}{\varepsilon_{UV}} \right)
\end{aligned} \tag{E.3}$$

which shows that only if we consider $\varepsilon_{IR} = \varepsilon_{UV}$, $B_0(q, q)$ really goes to zero. Here M is an arbitrary scale. When we are interested only in the UV case we can extract from the above scaleless integral the ε_{UV} part obtaining that

$$B_0(q, q) = \left[\int \frac{d^d q}{(2\pi)^d} \frac{1}{q^4} \right]_{UV} = \frac{1}{16\pi^2} \frac{2}{\varepsilon_{UV}}. \tag{E.4}$$

The same arguments hold also for the scaleless tensor B -integrals and for the massless $B_0(q, q+l)$ integrals.

Now, let us deal with two more examples of scaleless integrals, corresponding to the massless limit of scalar integrals C_0 and D_0 . The general form of these massless integrals is

$$C_0(q, q + L_1, q + L_2) = \int \frac{d^4 q}{(2\pi)^4} \frac{1}{q^2 (q + L_1)^2 (q + L_2)^2}$$

and

$$D_0(q, q + L_a, q + L_b, q + L_c) = \int \frac{d^4 q}{(2\pi)^4} \frac{1}{q^2 (q + L_a)^2 (q + L_b)^2 (q + L_c)^2}$$

for a triangle and a square loop respectively. In order to evaluate them it is useful to separate them into two regions, regarding the loop and the external momentum, obtaining the following cases ($i = 1, 2$ and $j = a, b, c$):

- Case $q \gg L_i, L_j$. In this limit C_0 becomes

$$C_0(q, q + L_1, q + L_2) \equiv \int \frac{d^4 q}{(2\pi)^4} \frac{1}{q^6}$$

while D_0 becomes

$$D_0(q, q + L_a, q + L_b, q + L_c) \equiv \int \frac{d^4 q}{(2\pi)^4} \frac{1}{q^8}.$$

The above integrals correspond to Eq. (E.1), for $a = 3, 4$ respectively, thus they should vanish in DR.

- Case $L_i, L_j \gg q$. In this limit C_0 reads

$$C_0(q, q + L_1, q + L_2) \equiv \frac{1}{L_1^2 L_2^2} \int \frac{d^4 q}{(2\pi)^4} \frac{1}{q^2}$$

and D_0

$$D_0(q, q + L_a, q + L_b, q + L_c) \equiv \frac{1}{L_a^2 L_b^2 L_c^2} \int \frac{d^4 q}{(2\pi)^4} \frac{1}{q^2}.$$

Therefore, according again to Eq. (E.1) for $a = 1$ these integrals superficially vanish in DR.

A comment regarding the second case is that in the on-shell scheme, which coincides with the zero-momentum scheme in a massless theory, then $l_i^2, l_j^2 \rightarrow 0$ and $\frac{1}{L_1^2 L_2^2}, \frac{1}{L_a^2 L_b^2 L_c^2} \rightarrow \frac{1}{0}$. As a consequence, both C_0 and D_0 have a $\frac{0}{0}$ form so they can be rendered to be equal to

$$C_0(q, q + L_1, q + L_2) \equiv C_s, \quad (\text{E.5})$$

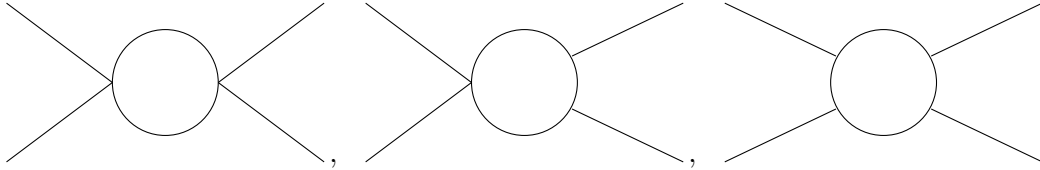
and

$$D_0(q, q + L_a, q + L_b, q + L_c) \equiv D_s \quad (\text{E.6})$$

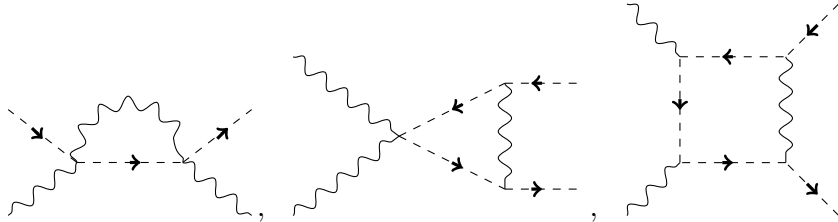
with C_s, D_s undetermined constants. The arguments presented above hold also for the massless tensor C - and D -integrals.

F Box Diagrams on the Boundary

The boundary theory contains at one-loop level also contributions to the $4A_\mu$ and 4ϕ vertices. These diagrams are divergent and here we present their calculation. Let us first make a qualitative study of the possible one-loop contributions to the four point function, usually called Boxes. Box diagrams, denoted collectively as \mathcal{B}_j^i , are separated into reducible and irreducible Boxes and there are three possible categories, of the form

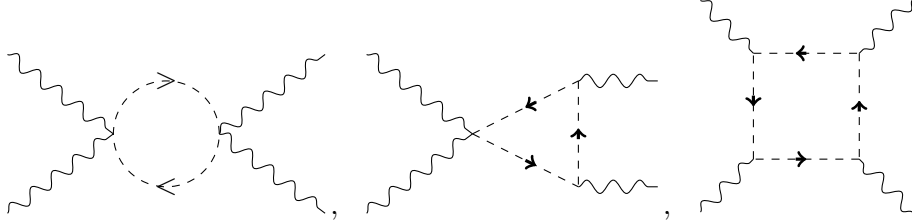


corresponding to C -Boxes (or *Candies*), T -Boxes and S -Boxes respectively [4]. Since the boundary theory at this order is just a massless and free SQED (no non-zero 4-vertex at the classical level) the above diagrams will contribute as quantum corrections to three processes. The first set of one-loop four-point functions corrects the A_μ - A_μ - ϕ - ϕ vertex and is given by the following diagrams:



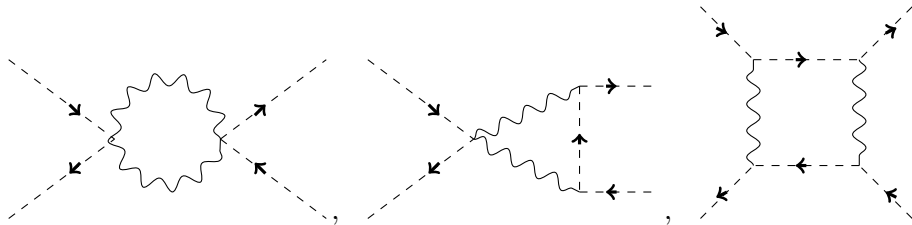
Note that for $\mathcal{B}_{A\phi A\phi}^C$ and $\mathcal{B}_{A\phi A\phi}^T$ there are two possible channels, while for $\mathcal{B}_{A\phi A\phi}^S$ there is only one. Apart from that, all of them are divergent and thus they have a non-trivial contribution to the renormalization procedure. Nevertheless, there is no need to calculate them explicitly here. The reason is that the renormalization of the theory allows us to fix the counter-term of the four-vertex in terms of counter-terms of lower dimensional vertices (by Ward identities).

It is legitimate to ask whether there are Box diagrams that contribute to the four-photon scattering similarly to the spinor QED. For the boundary theory the Feynman rules show that indeed such diagrams exist and they are of the form


(F.1)

The explicit form of the four-photon scattering amplitudes is given below. There are two main differences between this case and the spinor QED. The first one is that here there are three classes of four-photon diagrams, while in spinor QED only one, the $\mathcal{B}_{4ph.,\mu\nu\alpha\beta}^S$. The second is that $\mathcal{B}_{4ph.,\mu\nu\alpha\beta}^S$ is finite in spinor QED, while in SQED all of the above diagrams are divergent. Actually, this is a severe problem since SQED is an Abelian gauge theory and there is no $4 - A_\mu$ vertex to be renormalized in order to absorb the corresponding divergences.

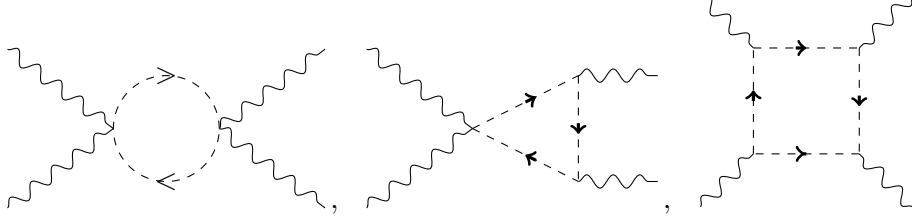
An analogous question concerns the boundary 1-loop diagrams that could contribute a ϕ^4 term to the scalar potential (we remind that terms proportional to ϕ or ϕ^3 are prohibited for various reasons). Such diagrams indeed exist (they do not break any symmetry) and are of the form


(F.2)

Their explicit form is given in Sect. F.2. For the $\mathcal{B}_{4\phi}^C$ and $\mathcal{B}_{4\phi}^T$ diagrams there are two possible channels, while for $\mathcal{B}_{4\phi}^S$ there is only one. Now notice that even though the boundary theory does not contain a scalar potential at the classical level, this seems to imply that at the 1-loop level a ϕ^4 term appears. One could therefore argue that this radiative scalar potential is similar to the Coleman-Weinberg potential and a Higgs mechanism could be triggered, perhaps at two loops. As we show in Sect. F.2 all of the above 4ϕ diagrams are divergent and we hit on the same issue that came up in the $4A_\mu$ case: there is no tree level ϕ^4 term to be renormalized and a corresponding counter-term to absorb the divergences, leaving only a finite term which could then play the role of a Higgs potential. So, both the 4γ and the 4ϕ diagrams seem to break the renormalizability of the massive, free SQED. As far as we know this was first noticed by Salam in [14]. In our case where we consider the massless limit we are able to deal with this problem and to keep the theory finite, as we show in the Renormalization section.

F.1 Four-photon Diagrams

Let us start with the one-loop diagrams contributing to the $\gamma\gamma \rightarrow \gamma\gamma$ scattering amplitude. This set contains the following diagrams



where C - and S -Boxes come in three versions, corresponding to the usual s , t and u channels, where

$$s = (l_1 + l_2)^2 \quad t = (l_1 + l_3)^2 \quad u = (l_1 + l_4)^2, \quad (\text{F.3})$$

while, the T -Boxes come in six versions since they are not invariant under a reflection with respect to the axis passing through the centre of the loop in the diagram. In particular, there are two independent topologies and each one comes with the three known channels. Here we follow the procedure and the notation of [4]. So, starting with the Candy topology notice that its generic momentum dependence is $\mathcal{B}^C(L_1)$ with $L_1 = \sqrt{s}, \sqrt{t}, \sqrt{u}$ thus for the s -channel we get that

$$\begin{array}{c} \text{Diagram: A circular loop with external momenta } l_1, l_2, l_3, l_4 \text{ and internal momenta } q, q+L_1. \text{ Vertices are labeled } \mu, \nu, \alpha, \beta. \\ = i\mathcal{B}_{4ph.,\mu\nu\alpha\beta}^{\phi\bar{\phi},s}, \quad S_{\mathcal{B}^C}^A = 1 \end{array}$$

Using the Feynman rules from Appendix D, its explicit form reads

$$\begin{aligned} i\mathcal{B}_{4ph.,\mu\nu\alpha\beta}^{\phi\bar{\phi},s} &= (2ig^2\gamma g_{\mu\nu})(2ig^2\gamma g_{\alpha\beta}) \int \frac{d^4q}{(2\pi)^4} \frac{i}{q^2} \frac{i}{(q+L_1)^2} \Rightarrow \\ \mathcal{B}_{4ph.,\mu\nu\alpha\beta}^{\phi\bar{\phi},s} &= 4g^4\gamma^2 g_{\mu\nu}g_{\alpha\beta} \int \frac{d^4q}{(2\pi)^4} \frac{1}{q^2(q+L_1)^2}, \end{aligned} \quad (\text{F.4})$$

where $L_1 = l_1 + l_2$. Using PV reduction formulae the above integral becomes

$$\mathcal{B}_{4ph.,\mu\nu\alpha\beta}^{\phi\bar{\phi},s} = 4g^4\gamma^2 g_{\mu\nu}g_{\alpha\beta} B_0(q, q+L_1). \quad (\text{F.5})$$

Adding up the three channels we get the complete C -Box contribution given by

$$\mathcal{B}_{4ph.,\mu\nu\alpha\beta}^C = 4g^4\gamma^2 g_{\mu\nu}g_{\alpha\beta} \left[B_0(q, q+\sqrt{s}) + B_0(q, q+\sqrt{t}) + B_0(q, q+\sqrt{u}) \right]. \quad (\text{F.6})$$

Next, we consider the T -Boxes which are determined by two linear combination of the external momenta L_1 and L_2 . A consistent choice for (L_1, L_2) for the channels $T_{1,\dots,6}$ is $T_1 : (l_1 + l_2, l_1 +$

$l_2 + l_3$), $T_2 : (l_1 + l_3, l_1 + l_3 + l_4)$, $T_3 : (l_1 + l_4, l_1 + l_3 + l_4)$, $T_4 : (l_2, l_1 + l_2)$, $T_5 : (l_1, l_1 + l_3)$ and $T_6 : (l_1, l_1 + l_4)$. Since the generic T -Box is of the form $\mathcal{B}^T(L_1, L_2)$ it is enough to calculate only one diagram and then take the sum over the six different pairs (L_1, L_2) . Here we choose to evaluate the following s -channel diagram:

$$= i\mathcal{B}_{4ph.,\mu\nu\alpha\beta}^{\phi\phi\phi}, \quad S_{\mathcal{B}^T}^A = 1 \quad .$$

It is equal to

$$\begin{aligned} i\mathcal{B}_{4ph.,\mu\nu\alpha\beta}^{\phi\phi\phi,s} &= (2ig^2\gamma g_{\mu\nu})(ig\sqrt{\gamma})(ig\sqrt{\gamma}) \int \frac{d^4q}{(2\pi)^4} \frac{i(2q+L_1+L_2)_\alpha}{q^2} \frac{i(2q+L_2)_\beta}{(q+L_1)^2} \frac{i}{(q+L_2)^2} \Rightarrow \\ \mathcal{B}_{4ph.,\mu\nu\alpha\beta}^{\phi\phi\phi,s} &= -2g^4\gamma^2 g_{\mu\nu} \int \frac{d^4q}{(2\pi)^4 i} \frac{(2q+L_1+L_2)_\alpha(2q+L_2)_\beta}{q^2(q+L_1)^2(q+L_2)^2}, \end{aligned} \quad (\text{F.7})$$

and using PV reduction formulae it becomes

$$\begin{aligned} \mathcal{B}_{4ph.,\mu\nu\alpha\beta}^{\phi\phi\phi,s} &= -2g^4\gamma^2 g_{\mu\nu} \left[4C_{\alpha\beta}(q, q+L_1, q+L_2) + (2L_1+4L_2)_\alpha C_\beta(q, q+L_1, q+L_2) \right. \\ &\quad \left. + L_{2,\alpha}(L_1+L_2)_\beta C_0(q, q+L_1, q+L_2) \right]. \end{aligned} \quad (\text{F.8})$$

Considering the sum over the six different topologies, the complete T -Box contribution is given by

$$\mathcal{B}_{4ph.,\mu\nu\alpha\beta}^T = \sum_{(L_1, L_2)} \mathcal{B}_{4ph.,\mu\nu\alpha\beta}^{\phi\phi\phi,s}(L_1, L_2). \quad (\text{F.9})$$

Regarding the four-photon scattering amplitude there is one more set of one-loop diagrams, the S -Boxes. These are determined by three linear combinations of the external momenta, (L_1, L_2, L_3) and in this case there are only three topologies corresponding to the usual s , t and u -channels. So, a proper choice for the (L_1, L_2, L_3) for the three channels $S_{1,2,3}$ is $S_1 = (l_1, l_1 + l_3, l_1 + l_3 + l_4)$, $S_2 = (l_3, l_1 + l_3, l_1 + l_3 + l_4)$ and $S_3 = (l_1, l_1 + l_4, l_1 + l_3 + l_4)$. In order to take into account all the channels it is enough to calculate one of them and then take the sum over the three momenta, (L_1, L_2, L_3) . Let us start by evaluating the s -channel S -Box which is given by

$$= i\mathcal{B}_{4ph.,\mu\nu\alpha\beta}^{\phi\phi\phi}, \quad S_{\mathcal{B}^S}^A = 1,$$

and its explicit form reads

$$\begin{aligned}
i\mathcal{B}_{4ph..,\mu\nu\alpha\beta}^{\phi\phi\phi\phi,s} &= (ig\sqrt{\gamma})(ig\sqrt{\gamma})(ig\sqrt{\gamma})(ig\sqrt{\gamma}) \int \frac{d^4q}{(2\pi)^4} \frac{i(2q+L_1)_\mu}{q^2} \frac{i(2q+L_1+L_2)_\alpha}{(q+L_1)^2} \\
&\times \frac{i(2q+L_2+L_3)_\beta}{(q+L_2)^2} \frac{i(2q+L_2)_\nu}{(q+L_3)^2} \Rightarrow \\
\mathcal{B}_{4ph..,\mu\nu\alpha\beta}^{\phi\phi\phi\phi,s} &= g^4\gamma^2 \int \frac{d^4q}{(2\pi)^4} \frac{(2q+L_1)_\mu(2q+L_1+L_2)_\alpha(2q+L_2+L_3)_\beta(2q+L_3)_\nu}{q^2(q+L_1)^2(q+L_2)^2(q+L_3)^2}.
\end{aligned} \tag{F.10}$$

Using the PV reduction, the above integral becomes

$$\begin{aligned}
\mathcal{B}_{4ph..,\mu\nu\alpha\beta}^{\phi\phi\phi\phi,s} &= g^4\gamma^2 \left[16D_{\mu\nu\alpha\beta}(q, q+L_1, q+L_2, q+L_3) + 8L_{3,\alpha}D_{\beta\mu\nu}(q, q+L_1, q+L_2, q+L_3) \right. \\
&+ 8(L_2+L_3)_\beta D_{\mu\nu\alpha}(q, q+L_1, q+L_2, q+L_3) + 8L_{1,\mu}D_{\beta\nu\alpha}(q, q+L_1, q+L_2, q+L_3) \\
&+ 8(L_1+L_2)_\nu D_{\beta\mu\alpha}(q, q+L_1, q+L_2, q+L_3) \\
&+ 4(L_{3,\alpha}L_{3,\beta} + L_{2,\alpha}L_{3,\beta})D_{\mu\nu}(q, q+L_1, q+L_2, q+L_3) \\
&+ 4(L_{1,\mu}L_{3,\alpha} + L_{1,\mu}L_{2,\alpha})D_{\nu\beta}(q, q+L_1, q+L_2, q+L_3) \\
&+ 4L_{1,\mu}L_{3,\beta}D_{\alpha\nu}(q, q+L_1, q+L_2, q+L_3) \\
&+ 4(L_{1,\alpha}L_{3,\nu} + L_{2,\alpha}L_{3,\nu} + L_{1,\alpha}L_{2,\nu} + L_{2,\alpha}L_{2,\nu})D_{\mu\beta}(q, q+L_1, q+L_2, q+L_3) \\
&+ 4(L_{1,\nu}L_{3,\beta} + L_{2,\nu}L_{3,\beta})D_{\mu\alpha}(q, q+L_1, q+L_2, q+L_3) \\
&+ 4(L_{1,\mu}L_{1,\nu} + L_{1,\mu}L_{2,\nu})D_{\alpha\beta}(q, q+L_1, q+L_2, q+L_3) \\
&+ 2(L_{1,\mu}L_{2,\alpha}L_{3,\beta} + L_{1,\mu}L_{3,\beta}L_{3,\alpha})D_\nu(q, q+L_1, q+L_2, q+L_3) \\
&+ 2(L_{1,\nu}L_{3,\beta}L_{3,\alpha} + L_{2,\nu}L_{3,\beta}L_{3,\alpha} + L_{1,\nu}L_{2,\alpha}L_{3,\beta} + L_{2,\alpha}L_{2,\nu}L_{3,\beta})D_\mu(q, q+L_1, q+L_2, q+L_3) \\
&+ 2(L_{1,\mu}L_{1,\nu}L_{3,\alpha} + L_{1,\mu}L_{2,\nu}L_{3,\alpha} + L_{1,\mu}L_{1,\nu}L_{2,\alpha} + L_{1,\mu}L_{2,\nu}L_{2,\alpha})D_\beta(q, q+L_1, q+L_2, q+L_3) \\
&+ 2(L_{1,\mu}L_{1,\nu}L_{3,\beta} + L_{1,\mu}L_{2,\nu}L_{3,\beta})D_\alpha(q, q+L_1, q+L_2, q+L_3) \\
&+ L_{1,\mu}L_{3,\beta}(L_{1,\nu}L_{2,\alpha} + L_{2,\nu}L_{2,\alpha} + L_{1,\nu}L_{3,\alpha} + L_{2,\nu}L_{3,\alpha})D_0(q, q+L_1, q+L_2, q+L_3) \left. \right]. \tag{F.11}
\end{aligned}$$

The complete S -Box contribution comes by summing the three different channels and is given by

$$\mathcal{B}_{4ph..,\mu\nu\alpha\beta}^S = \sum_{(L_1, L_2, L_3)} \mathcal{B}_{4ph..,\mu\nu\alpha\beta}^{\phi\phi\phi\phi,s}(L_1, L_2, L_3), \tag{F.12}$$

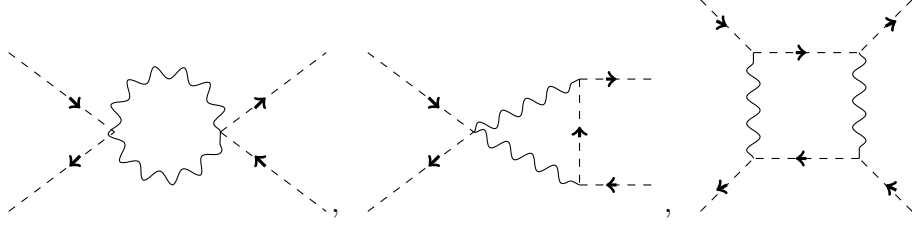
while the full contribution to the $\gamma\gamma \rightarrow \gamma\gamma$ scattering amplitude is given by adding the C -, T - and S -Boxes and reads

$$\mathcal{B}_{4ph..,\mu\nu\alpha\beta} = \mathcal{B}_{4ph..,\mu\nu\alpha\beta}^C + \mathcal{B}_{4ph..,\mu\nu\alpha\beta}^T + \mathcal{B}_{4ph..,\mu\nu\alpha\beta}^S. \tag{F.13}$$

F.2 Four-scalar Diagrams

Apart from the four-photon scattering amplitudes, the boundary action contains also a set of one-loop diagrams contributing to the $\phi\bar{\phi} \rightarrow \phi\bar{\phi}$ process. In particular, this set contains the

following diagrams



where in this case, C - and T -Boxes come in two possible channels, s and t , while the S -Boxes come in only one channel, s . The reason for this is that the external legs are particle-antiparticle pairs so they cannot be interchanged. Now, notice here that there are four T -Boxes, since they have two independent topologies and each comes with the two channels mentioned previously. Moreover, notice that also for the S -Boxes there are two independent topologies, since there are two possible ways to arrange the propagators inside the loop, while each of them comes in one channel. So, with these in mind let us start with the s -channel of the C -Box, which diagrammatically reads

$$= i\mathcal{B}_{4\phi}^{AA,s}, \quad S_{BC}^\phi = 1 \quad .$$

Its explicit form is given by

$$\begin{aligned} i\mathcal{B}_{4\phi}^{AA,s} &= (2ig^2\gamma g_{\mu\nu})(2ig^2\gamma g_{\alpha\beta}) \int \frac{d^4q}{(2\pi)^4} \frac{-ig^{\mu\alpha}}{q^2} \frac{-ig^{\nu\beta}}{(q+L_1)^2} \Rightarrow \\ \mathcal{B}_{4\phi}^{AA,s} &= 4dg^4\gamma^2 \int \frac{d^4q}{(2\pi)^4} \frac{1}{iq^2(q+L_1)^2}, \end{aligned} \quad (\text{F.14})$$

while in DR the above integral reads

$$\mathcal{B}_{4\phi}^{AA,s} = 4dg^4\gamma^2 B_0(q, q+L_1). \quad (\text{F.15})$$

The complete C -Box contribution comes by summing over the two channels giving

$$\mathcal{B}_{4\phi}^C = 4dg^4\gamma^2 \left[B_0(q, q+\sqrt{s}) + B_0(q, q+\sqrt{t}) \right]. \quad (\text{F.16})$$

Next, we move on to the T -Boxes which, in this case, are determined by two pairs of two linear combinations of the external momenta, (L_1, L_2) and (L_A, L_B) . A good choice for these pairs for the channels $T_{1,\dots,4}$ is the following

$$\begin{aligned} T_1 &: (l_1 + l_2, l_1 + l_2 + l_3), & (l_1 + l_2 + 2l_3, l_1 + l_2 + l_3 - l_4) \\ T_2 &: (l_1 + l_3, l_1 + l_3 + l_4), & (l_1 + l_3 + 2l_4, 0) \\ T_3 &: (l_2, l_1 + l_2), & (2l_2, l_2 - l_1) \\ T_4 &: (l_1, l_1 + l_3), & (2l_1, l_1 + l_3). \end{aligned} \quad (\text{F.17})$$

The first s -channel here is given by

$$= i\mathcal{B}_{4\phi}^{AA\phi,s}, \quad S_{\mathcal{B}^T}^\phi = 1,$$

and it is equal to

$$i\mathcal{B}_{4\phi}^{AA\phi,s} = (2ig^2\gamma g_{\mu\nu})(ig\sqrt{\gamma})(ig\sqrt{\gamma}) \int \frac{d^4q}{(2\pi)^4} \frac{-ig^{\mu\alpha}(q+L_A)_\alpha - ig^{\nu\beta}(q+L_B)_\beta}{q^2} \frac{i}{(q+L_1)^2 (q+L_2)^2} \Rightarrow$$

$$\mathcal{B}_{4\phi}^{AA\phi,s} = -2g^4\gamma^2 \int \frac{d^4q}{(2\pi)^4} \frac{(q+L_A) \cdot (q+L_B)}{iq^2(q+L_1)^2(q+L_2)^2}. \quad (\text{F.18})$$

In DR the above integral becomes

$$\mathcal{B}_{4\phi}^{AA\phi,s} = -2g^4\gamma^2 \left[B_0(q, q+L_2-L_1) + (L_A+l_B)_\mu C^\mu(q, q+L_1, q+L_2) + (L_A \cdot L_B) C_0(q, q+L_1, q+L_2) \right]. \quad (\text{F.19})$$

The complete T -Box contribution is given by

$$\mathcal{B}_{4\phi}^T = \sum_{(L_A, L_B)} \sum_{(L_1, L_2)} \mathcal{B}_{4\phi}^{AA\phi,s}(L_1, L_2, L_A, L_B). \quad (\text{F.20})$$

The last set of diagrams contains the S -Boxes. On the one hand there is only one channel and as a consequence we have a unique choice for (L_1, L_2, L_3) , say $(l_1, l_1+l_3, l_1+l_3+l_4)$. On the other hand these S -Boxes are determined by four linear combinations of the external momenta, L_A, L_B, L_C and L_D . Thus, for the two possible topologies that we have here a proper choice for $L_{A,\dots,D}$ is the following

$$\begin{aligned} L_A &= 2l_1, & -l_1 \\ L_B &= l_1 - l_3, & l_1 \\ L_C &= l_1 + l_3 + 2l_4, & l_1 + l_3 + l_4 \\ L_D &= l_1 + l_3 + l_4 - l_2, & l_2. \end{aligned} \quad (\text{F.21})$$

So, the first diagram is

$$= i\mathcal{B}_{4\phi}^{A\phi A\phi,s}, \quad S_{\mathcal{B}^S}^\phi = 1,$$

and it is equal to

$$\begin{aligned}
i\mathcal{B}_{4\phi}^{A\phi A\phi,s} &= (ig\sqrt{\gamma})(ig\sqrt{\gamma})(ig\sqrt{\gamma})(ig\sqrt{\gamma}) \int \frac{d^4q}{(2\pi)^4} \frac{-ig^{\alpha\beta}(q+L_A)_\mu}{q^2} \frac{i(-q-L_B)_\alpha}{(q+L_1)^2} \\
&\times \frac{-ig^{\mu\nu}(q+L_C)_\beta}{(q+L_2)^2} \frac{i(-q-L_D)_\nu}{(q+L_3)^2} \Rightarrow \\
\mathcal{B}_{4\phi}^{A\phi A\phi,s} &= g^4\gamma^2 \int \frac{d^4q}{(2\pi)^4 i} \frac{(q+L_A) \cdot (q+L_D)(q+L_B) \cdot (q+L_C)}{q^2(q+L_1)^2(q+L_2)^2(q+L_3)^2}. \tag{F.22}
\end{aligned}$$

The above integral in DR becomes

$$\begin{aligned}
\mathcal{B}_{4\phi}^{A\phi A\phi,s} &= g^4\gamma^2 \left[g_{\mu\nu}g_{\alpha\beta}D^{\mu\nu\alpha\beta}(q, q+L_1, q+L_2, q+L_3) \right. \\
&+ g_{\mu\nu}(L_A+L_B+L_C+L_D)_\alpha D^{\mu\nu\alpha}(q, q+L_1, q+L_2, q+L_3) \\
&+ g_{\mu\nu}(L_B \cdot L_C + L_A \cdot L_D)D^{\mu\nu}(q, q+L_1, q+L_2, q+L_3) \\
&+ (L_{C,\alpha}L_{D,\beta} + L_{B,\alpha}L_{D,\beta} + L_{A,\alpha}L_{C,\beta} + L_{A,\alpha}L_{B,\beta})D^{\alpha\beta}(q, q+L_1, q+L_2, q+L_3) \\
&+ (L_B \cdot L_C L_{D,\mu} + L_A \cdot L_D L_{C,\mu} + L_A \cdot L_D L_{B,\mu} + L_B \cdot L_C L_{A,\mu})D^\mu(q, q+L_1, q+L_2, q+L_3) \\
&\left. + L_A \cdot L_D L_B \cdot L_C D_0(q, q+L_1, q+L_2, q+L_3) \right], \tag{F.23}
\end{aligned}$$

while the complete S -Box contribution is taken by considering the sum over the two possible topologies:

$$\mathcal{B}_{4\phi}^S = \sum_{(L_A, L_B, L_C, L_D)} \mathcal{B}_{4\phi}^{A\phi A\phi,s}(L_A, L_B, L_C, L_D). \tag{F.24}$$

The full one-loop contribution to the scalar potential is given by adding the C -, T - and S -Boxes:

$$\mathcal{B}_{4\phi} = \mathcal{B}_{4\phi}^C + \mathcal{B}_{4\phi}^T + \mathcal{B}_{4\phi}^S. \tag{F.25}$$

References

- [1] M. Alberti, N. Irges, F. Knechtli and G. Moir, *Five-Dimensional Gauge-Higgs Unification: A Standard Model-Like Spectrum*, JHEP **1509** (2015) 159.
- [2] S. Ejiri, J. Kubo and M. Murata, *A Study on the nonperturbative existence of Yang-Mills theories with large extra dimensions*, Phys. Rev. **D62** (2000) 105025. S. Ejiri, S. Fujimoto and J. Kubo, *Scaling laws and effective dimension in lattice $SU(2)$ Yang-Mills theory with a compactified extra dimension*, Phys. Rev. **D66** (2002) 036002. P. de Forcrand, A. Kurkela and M. Panero, *The phase diagram of Yang-Mills theory with a compact extra dimension*, JHEP **1006** (2010) 050. K. Farakos and S. Vrentzos, *Exploration of the phase diagram of 5d anisotropic $SU(2)$ gauge theory*, Nucl. Phys. **B862** (2012) 633-649. F. Knechtli, M. Luz and A. Rago, *On the phase structure of five-dimensional $SU(2)$ gauge theories with anisotropic couplings*, Nucl. Phys. **B856** (2012) 74-94. F. Knechtli and E. Rinaldi, *Extra-dimensional models on the lattice*, Int. J. Mod. Phys. **A31** (2016) no.22, 1643002.

- [3] Y. Fu and H. B. Nielsen, *A Layer Phase in a Nonisotropic $U(1)$ Lattice Gauge Theory: Dimensional Reduction a New Way*, Nucl. Phys. **B236** (1984) 167.
- [4] N. Irges and F. Koutroulis, *Renormalization of the Abelian–Higgs model in the R_ξ and Unitary gauges and the physicality of its scalar potential*, Nucl. Phys. **B924** (2017) 178.
- [5] N. Irges and F. Knechtli, *Non-perturbative definition of five-dimensional gauge theories on the $R^4 \times S^1/Z_2$ orbifold*, Nucl. Phys. **B719** (2005) 121. N. Irges and F. Knechtli, *Non-perturbative mass spectrum of an extra-dimensional orbifold*, hep-lat/0604006. N. Irges and F. Knechtli, *Lattice gauge theory approach to spontaneous symmetry breaking from an extra dimension*, Nucl. Phys. **B775** (2007) 283.
- [6] D. J. Gross, F. Wilczek, *Ultraviolet Behavior of Nonabelian Gauge Theories*, Phys. Rev. Lett. **30** (1973) 1343-1346. H. D. Politzer, *Reliable Perturbative Results For Strong Interactions*, Phys. Rev. Lett. **30** 1346 (1973).
- [7] M. E. Peskin, *Critical Point Behaviour of the Wilson Loop*, Phys. Lett. **B94** (1980) 161.
- [8] T. R. Morris, *Renormalizable extra-dimensional models*, JHEP **0501** (2005) 002.
- [9] There is an extensive literature on this. For gauge theories in higher dimensions see for example:
H. Gies, *Renormalizability of gauge theories in extra dimensions*, Phys. Rev. **D68** (2003) 085015. D. I. Kazakov, *Ultraviolet fixed points in gauge and SUSY field theories in extra dimensions* JHEP **0303** (2003) 020. A. Codello, K. Langble, D. F. Litim and F. Sannino, *Conformal Gauge-Yukawa Theories away From Four Dimensions*, JHEP **1607** (2016) 118 and references therein.
- [10] N. Irges, *Non-perturbative Gauge-Higgs Unification, a quantum and bosonic mechanism of spontaneous gauge symmetry breaking*, Proceedings Corfu2016, arXiv:1611.00157v1 [hep-th]. N. Irges, *Towards the effective action of Non-Perturbative Gauge-Higgs Unification (or on RG flows near quantum phase transitions)*, arXiv:1803.03128 [hep-th].
- [11] N. Irges and F. Koutroulis, *RG flows in Non-Perturbative Gauge-Higgs Unification II*, in progress.
- [12] G. von Gersdorff, N. Irges and M. Quiros *Bulk and brane radiative effects in gauge theories on orbifolds* Nucl. Phys. **B635** (2002) 127-157.
- [13] N. Irges and F. Knechtli, *Non-perturbative Gauge-Higgs Unification: Symmetries and Order Parameters.*, JHEP, **1406** (2014) 070.
- [14] A. Salam, *Renormalized S-Matrix for Scalar Electrodynamics*, Phys. Rev. **86** (1952) 5.
- [15] M. Creutz, *Confinement and the Critical Dimensionality of Space-Time*, Phys. Rev. Lett. **43** (1979) 553-556, Erratum: Phys. Rev. Lett. **43** (1979) 890.

- [16] N. Irges, G. Koutsoumbas and K. Ntreakis, *Quantum phase transition of high dimensional Yang-Mills theories*, Phys. Rev. **D92** (2015) no.9, 094506.
- [17] K. Ishiyama, M. Murata and H. So, *Symmetry and Z_2 -Orbifolding Approach in Five-dimensional Lattice Gauge Theory*, Prog. Theor. Phys. **123** (2010) 257-269.
- [18] M. Schwartz, *Quantum Field Theory and the Standard Model*, Cambridge University Press, 2014.
- [19] S. Coleman and R. Jackiw, *Why Dilatation Generators Do Not Generate Dilatations*, Annals of Physics **67**, 552-598 (1971).