

May 8, 2018

Imaging particle collision data for event classification using machine learning

S. V. Chekanov

*HEP Division, Argonne National Laboratory,
9700 S. Cass Avenue, Argonne, IL 60439, USA*

Abstract

We propose a method to organize experimental data from particle collision experiments in a general format which can enable a simple visualisation and effective classification of collision data using machine learning techniques. The method is based on sparse fixed-size matrices with single- and two-particle variables containing information on identified particles and jets. We illustrate this method using an example of searches for new physics at the LHC experiments.

I. INTRODUCTION

Machine learning is successfully used for classification of experimental data in particle collision experiments (for a review see [1]). This technique becomes increasingly important in searches for new physics in billions of events collected by the LHC experiments. Studies of interesting physics channels using machine learning usually includes an identification of most relevant (“influential”) input variables, data reduction, data re-scale (the range [0-1] is a popular choice), dimensionality reduction, data normalization (to avoid cases when some input values overweight others) and so on.

Among various supervised-learning techniques, Neural networks (NN) [2] are widely used for high-accuracy image identification and classification. In the case of large volumes of multi-dimensional data, such as data with information on the final-state particles and jets produced by particle accelerators, the usage of the NN is more challenging: A procedure should be established to find influential input variables from the variable-size lists with characteristics of particles and jets. Examples of analysis-specific input variables for supervised machine learning designed for reconstruction of heavy particles produced in e^+e^- and pp experiments can be found in [3, 4].

The usage of machine learning for particle physics can be simplified if experimental data are transformed into image-like structures that capture event characteristics in a most general way. In this case, identification of influential variables for specific physics signatures can be minimized. At the same time, one can leverage a wide range of algorithms for image classification developed by leading industries.

This paper proposes a mapping of particle records from colliding experiments to image-like matrices that cover a wide range of properties of the final state, can easily be visualized, and can conveniently be interpreted by popular machine learning algorithms. Such 2D arrays will have pre-defined fixed sizes, unlike the original data records that have varying number of particles represented by four-momenta or other kinematic variables.

II. RAPIDITY-MASS MATRIX (RMM)

Imaging event records with final-state particles means transforming such data into a fixed-size grid of values in a given range. In the simplest case, this can be a 2D matrix

comprised of columns and rows of values that carry useful features of events to be used in event classification. We propose to construct a square matrix of a fixed width $1 + \sum_{i=1}^T N_i$, where T is the total number of object types (jets, identified particles, etc.) to be considered and N_i is the expected maximum multiplicity of an object i in all events. The values T and N_i should be defined based on expectations for the types of reconstructed particles and on technical capabilities of the available computational resources for machine learning. The values of this matrix will contain single- and two-particle characteristics of all reconstructed objects.

To be more specific, let us consider a dimensionless matrix with $T = 2$. The two objects to be considered are jets (j) and muons (μ). We assume that the maximum number for each particle types is fixed to a constant N , i.e. $N_i = N$ for $i = 1, 2$. Then we define the following rapidity-mass matrix (RMM) for a given pp collision as:

$$\begin{pmatrix} \mathbf{e_T^{miss}} & m_T(j_1) & m_T(j_2) & \dots m_T(j_N) & m_T(\mu_1) & m_T(\mu_2) & \dots m_T(\mu_N) \\ h_L(j_1) & \mathbf{e_T(j_1)} & m(j_1, j_2) & \dots m(j_1, j_N) & m(j_1, \mu_1) & m(j_1, \mu_2) & \dots m(j_1, \mu_N) \\ h_L(j_2) & h(j_1, j_2) & \delta \mathbf{e_T(j_2)} & \dots m(j_2, j_N) & m(j_2, \mu_1) & m(j_2, \mu_2) & \dots m(j_2, \mu_N) \\ \dots & \dots & \dots & \dots, & \dots & \dots & \dots \\ h_L(j_N) & h(j_1, j_N) & \dots & \dots \delta \mathbf{e_T(j_N)} & m(j_N, \mu_1) & m(j_N, \mu_2) & \dots m(j_N, \mu_N) \\ h_L(\mu_1) & h(\mu_1, j_1) & h(\mu_1, j_2) & \dots h(\mu_1, j_N) & \mathbf{e_T(\mu_1)} & m(\mu_1, \mu_2) & m(\mu_1, \mu_N) \\ h_L(\mu_2) & h(\mu_2, j_1) & h(\mu_2, j_2) & \dots h(\mu_2, j_N) & h(\mu_1, \mu_2) & \delta \mathbf{e_T(\mu_2)} & m(\mu_2, \mu_N) \\ \dots & \dots & \dots & \dots & \dots & \dots & \dots \\ h_L(\mu_N) & h(\mu_N, j_1) & h(\mu_N, j_2) & \dots h(\mu_N, j_N) & h(\mu_N, \mu_1) & h(\mu_N, \mu_2) & \delta \mathbf{e_T(\mu_N)} \end{pmatrix} \quad (1)$$

The first element at the position (1,1) (shown in bold) contains an event missing transverse energy (MET) scaled by $1/\sqrt{s}$, where \sqrt{s} is a center-of-mass collision energy. Other diagonal cells contain the ratio $e_T(i_1) = E_T(i_1)/\sqrt{s}$, where $E_T(i_1)$ is the transverse energy of a leading in E_T object i (a jet or μ), and transverse energy imbalances

$$\delta e_T(i_n) = \frac{E_T(i_{n-1}) - E_T(i_n)}{E_T(i_{n-1}) + E_T(i_n)}, \quad n = 2, \dots, N,$$

for a given object type i . All objects inside the RMM are strictly ordered in transverse energy i.e. $E_T(i_{n-1}) > E_T(i_n)$. Therefore, $\delta e_T(i_n)$ have always positive values. The first row contains transverse masses which are constructed from reconstructed objects i_n and the

missing transverse energy, $M_T(i_n)$, scaled by $1/\sqrt{s}$, i.e. $m_T(i_n) = M_T(i_n)/\sqrt{s}$. According to this definition, $m_T(i_n) = 0$ for $e_T^{miss} = 0$. The non-diagonal upper-right values are $m(i_n, j_k) = M_{i,n,j,k}/\sqrt{s}$, where $M_{i,n,j,k}$ are two-particle invariant masses. The first column vector is $h_L(i_n) = C(\cosh(y) - 1)$, where y is the rapidity of a particle i_n , and C is a constant. This variable is proportional to the Lorentz factor, $\cosh(y)$, thus it reflects longitudinal directions. The scaling factor C is defined such that the average values of $h_L(i_n)$ are similar to those of $m(i_n, j_k)$ and $m_T(i)$, which is important for certain algorithms that require input values to have similar weights. This constant, which is found to be 0.15 from Monte Carlo simulation studies, is sufficient to ensure similar orders of the magnitude for average values of $h_L(i_n)$ and the scaled masses. The value $h(i_n, j_k) = C(\cosh(\Delta y/2) - 1)$ is constructed from the rapidity differences $\Delta y = y_{i_k} - y_{j_n}$ between i and j . The transformation with the $\cosh()$ function is needed to rescale Δy to the range $[0 - 1]$ used by other variables. For convenience, we will drop the indices n and k in later discussion.

Let us consider the properties of the RMM. All its values are dimensionless, and most variables are Lorentz invariant under boosts along the longitudinal axis (except for h_L which is itself defines the Lorentz factors). All RMM values vary in the range $[0 - 1]$ as required by many NN algorithms that transpose the input variables into the data range of sigmoid-like activation functions. This simplifies the usage of machine learning algorithms since the input rescaling to a fixed range of values is not needed. The number of cells with non-zero values reflects the most essential characteristics of collision events - multiplicities of reconstructed objects above certain kinematic cuts. The number of reconstructed objects in an event can be obtained by summing up cells with non-zero values in rows (columns), and subtracting 1. The RMM matrix is very sparse for collision events with low multiplicities of identified particles.

There is one important aspect of the RMM: The vast majority of its cells have near-zero correlation with each other. Thus, to a large extent, the RMM does not contain redundant information. Trivial effects, such as energy and momentum conservation, do not significantly contribute to the RMM. This can be seen from the structure of this matrix: rapidities and invariant masses are expected to be independent. As a check, we calculated the Pearson correlation coefficients, ρ , for all pairs of cells using the Monte Carlo event samples to be discussed later. Correlations with $|\rho| > 0.5$ were observed for 0.3% of cell pairs. They were typically related to cells with $m_T(i)$ and $e_T(i)$ variables for certain physics processes.

Let us discuss the properties of the RMM relevant to physics signatures in particle experiments:

- The first cell at the position (1,1) contains MET, which are crucial characteristics of events in many physics analyses at the LHC. This variable is important for searches for new physics in events with undetected particles, but also for reconstruction of Standard Model particles.
- The first row of values are also sensitive to missing transverse energy. They reflect masses of particles that include decays to invisible particles. The most popular example is the $W \rightarrow l\nu$ decay for which the $m_T(i)$ cells carry information on the W mass. Searches for dark matter particles will also benefit from analysis of the first row.
- The first column of the RMM reflects longitudinal characteristics of events. It can be used for separation of forward production from centrally produced objects. For example, if jets are produced preferentially in the forward, then $h_L(i)$ have non-zero values. This is important in identification of events with hadronic activity in the forward region. For example, the production of the Higgs (H) boson in the Vector Boson Fusion mechanism has usually at least one jet in the forward direction [5].
- The diagonal elements with $e_T(i)$ and $\delta e_T(i)$ values can be used for calculations of transverse energies of all objects and, therefore, the total transverse energy of events. The transverse energy imbalance, δe_T , is sensitive to interactions of partons in the medium of heavy ion collisions (see, for example, [6]). They can also be used for a separation of multi-jet QCD production from more complex processes. Note that the energy $E(i)$ of an object i can be reconstructed from $e_T(i)$ and $h_L(i)$ as $E(i) = e_T(i)\sqrt{s}(h_L(i)/C + 1)$.
- The non-diagonal top-right cells capture two-particle invariant masses. For two-particle decays, $m(i,j)$ are proportional to the masses of decaying particles. For example, for a resonance production, such as Z -bosons decaying to muons, cells at $m(\mu_1, \mu_2)$ will be filled with the nominal mass of the Z boson (scaled by $1/\sqrt{s}$).
- The RMM contains the information on rapidity differences via $h(i,j)$ (the lower left part of the RMM). Collimated particles will have values of $h(i,j)$ close to zero. The

rapidity difference between jets is often used in searches for heavy resonances [7], and is sensitive to parton dynamics beyond collinear factorization [8].

The matrix Eq. 1 does not contain the complete information on four-momentum of each particle (or other kinematic variables, such as the azimuthal angle ϕ). In many cases, additional single-particle kinematic variables, such as ϕ , are featureless due to the rotational symmetry around the beam direction. Nevertheless, the RMMs themselves can be used for object selection and a basic data analysis: When interesting candidate events are identified using RMM, one can refine the search using the RMM itself. For example, in the case of searches for new resonances decaying to two leading jets, one can sum up the RMM cells at the position (3,2) in order to obtain distributions with two-jet invariant masses. Such an event-by-event analysis of RMMs may require a smaller data volume compared to the complete information on each produced particle, since there are many techniques for effective storage of sparse matrices.

The matrix Eq. 1 can be extended to electrons, photons, b -tagged jets and reconstructed τ 's. The RMM can also be generalized to a 3D space after adding three-particle kinematic variables, such as three-particle invariant masses.

III. VISUALISING COLLISION EVENTS

Let us give an example of how the RMM approach can be used for visualisation and identification of different event types. We will construct an RMM with four types ($T = 4$) of reconstructed objects: jets (j), muons (μ), electrons (e) and photons (γ). Three particles per type ($N_n = 3, n = 1, \dots, 4$) will be considered. This leads to a matrix of the size of 13×13 (one extra row and column contain $m_T(i)$ and $h_L(i)$).

We used the Pythia8 [9] generator for several Standard Model processes at a pp collider at $\sqrt{s} = 13$ TeV. Pythia8 uses the NNPDF 2.3 LO [10] parton density function from the LHAPDF library [11]. We generated 50k Monte Carlo events at leading-order QCD for three processes: multijet QCD, Standard Model Higgs production and top ($t\bar{t}$) production. A minimum value of 200 GeV on the invariant mass of the $2 \rightarrow 2$ system was set during the event generation. All decay channels of top quarks, H and vector bosons were allowed. This represents a particular difficult case since there are no unique decay signatures.

In addition to the Standard Model processes, events with charged Higgs boson (H^+) process were generated using the diagram $bg \rightarrow H^+t$, which is an attractive exotic process [12] arising in models with two (or more) Higgs doublets. This process was also simulated with Pythia8 assuming a mass of 600 GeV for the H^+ boson, which decays to W^+ and H . In order to make the identification of this process more challenging for our later discussion, we will consider H decaying to two b -jets. In this case, the event signatures (and the RMM values) are rather similar to those from the $t\bar{t}$ production.

The software and Monte Carlo settings were taken from the HepSim project [13]. Stable particles with a lifetime more than $3 \cdot 10^{-10}$ seconds were considered, while neutrinos were excluded from consideration. The jets were reconstructed with the anti- k_T algorithm [14] as implemented in the FASTJET package [15] using a distance parameter of $R = 0.6$. The minimum transverse energy of jets was 50 GeV, and the pseudorapidity range was $|\eta| < 3$. Muons, electrons and photons were reconstructed from the truth-level record, making sure that they are isolated from jets. The minimum transverse momentum of leptons and photons was 25 GeV. The missing transverse energy is recorded only if it is above 50 GeV.

Figure 1 shows the average densities of RMM cells for the Monte Carlo events described above. It shows rather distinct patterns for these four processes. The QCD multijet events do not have large values of MET at the position (1,1), and there is no large rates of leptons and photons. The Higgs processes have an enhanced production of two photons and leptons, indicated with significant values at (γ_1, γ_2) , (μ_1, μ_2) and (e_1, e_2) . If one considers (γ_1, γ_2) cells only, the Higgs mass can be reconstructed from the $m(\gamma_1, \gamma_2)$ cells shown in Fig. 1(b), after multiplying their values by \sqrt{s} . The $t\bar{t}$ events have a large missing transverse energy at (1,1) and a significant jet activity. The largest similarity between RMMs was found for the H^+ and $t\bar{t}$ events shown in Figs. 1(c) and (d). If a single decay channel is considered for $H^+ \rightarrow W^+H$, such as H decaying to two photons, the RMM for H^+ will be significantly different from the other processes.

IV. RMM FOR NEURAL NETWORKS

An identification of the Standard Model processes, such as multijet QCD, Higgs and $t\bar{t}$ does not represent any challenge for the NN classification, since even the visualized RMMs show different patterns for these processes. However, the separation of H^+ events from $t\bar{t}$ is

more difficult due to the similarity of their RMMs. The main distinct feature of these two processes is the RMM cell values, i.e. the color patterns shown in Fig. 1, not the numbers of non-zero cells in events. Therefore, the H^+ and $t\bar{t}$ events were used to verify the classification capabilities of the RMM. As simple test of the RMM concept for event classification using machine learning, we have created 10k RMMs for H^+ and $t\bar{t}$ events, which are then used as the input for a shallow backpropagation NN with the sigmoid activation function. The NN was implemented using the FANN package [16]. No re-scaling of the input values was applied since the value range of $[0 - 1]$ is fixed by the definition of the RMM. The NN had 169 input nodes, which were mapped to a 1D array obtained from RMM with a size of 13×13 . A single hidden layer had 120 nodes, while the output layer had a single node. During the NN training, the output node value was set to 0 for $t\bar{t}$ events and to 1 for H^+ events. This value corresponds to a probability that a given collision event belongs to the H^+ category. The NN was trained using 2000 epochs. The training was terminated using an independent sample with 10k RMMs. As a check, the number of nodes in the hidden layer and the number of hidden layers were varied, but no significant changes in the NN performance were found.

Figure 2(a) shows that the mean square error (MSE) of the NN based on the RMM decreases as a function of the epoch number (the solid line). This indicates a well-behaved NN training. In addition, this figure shows a special case when all values of the RMM were set to 1 for cells with non-zero values (i.e. converting the RMMs to “black-and-white” images). Such 2D arrays, called RMM-BW, were constructed to check the sensitivity of the NN output to the amplitude of the cell values. According to Fig. 2(a), the NN with the RMM-BW inputs cannot effectively be trained, since the MSE values are independent of the epoch number. Therefore, the number of cells containing zero values in the RMM (and thus the multiplicities of objects) is not an important factor for the NN training.

To verify the performance of the trained NN, a sample of RMMs was constructed from $t\bar{t}$ and H^+ events which were not used during the training procedure. Then the trained NN was applied for predicting the output node value. The success of the NN training was evaluated in terms of the purity of the reconstructed H^+ events as a function of the reconstructed efficiency. The efficiency of identification of H^+ events was defined as a fraction of the number of true H^+ events with the NN output above some value. This value can be varied between 0 and 1, with 1 being the most probable likelihood that the event belongs to H^+

process. We also calculated the purity of the reconstructed H^+ events as a ratio of the number of H^+ events passed a cut on the NN output, divided by the number of accepted events (irrespective of the origin of these events). Both the efficiency and purity depend on the value of the output node.

Figure 2(b) shows the performance of the NN event classifier in terms of the efficiency to identify the H^+ events versus the event purity for several cuts above the NN output value. According to this figure, the standard RMM can be used to identify H^+ events. The RMM-BW input for the NN fails for the event classification due to the lack of influential features.

V. EVENT CLASSIFICATION FOR SEARCHES

The RMMs can project complex collision events into to a fixed-size phase space, such that the mapping of the RMM cells to the NN with a fixed number of the input nodes is unique, independent of how many objects are produced. A well-defined input space is the requirement for many machine learning algorithms. At the same time, the RMM covers almost every aspect of particle/jet production in terms of major (weakly correlated) kinematic variables. Therefore, studies of the most influential for event classification variables can be reduced or even avoided. However, in some situations, in order to reduce biases that can distort background distributions towards signal features, RMM cells with variables to be used for physics measurements need to be identified and disregarded during machine learning.

Let us consider a simple example. We will separate the H^+ events (“signal”) from $t\bar{t}$ (“background”) using the NN based on the RMMs. As a measure of our success in the event classification, we will use the invariant masses of two leading in E_T jets which correspond to the cell position (3,2). This variable will also be used to perform physics studies, such as the measurement of the H^+ mass. The distribution of this variable should (preferably) be unbiased by the NN training. Therefore, we will disable $e_T(i)$ and $m(i,j)$ inputs at the RMM positions (2,2) and (3,2) during the NN training.

Figure 3(a) shows the dijet mass distribution reconstructed from the RMM after summing up the cell values at the position (3,2) over all events, and scaling the sum by \sqrt{s} . We use 50k events for each process category, i.e. for the signal (H^+) and background events ($t\bar{t}$).

A sharp peak observed at 125 GeV is due to the decay $H \rightarrow b\bar{b}$, when each b -quark forms a jet. A broad peak near 500 GeV is due to the decays of H^+ to $W(\rightarrow q\bar{q})$ and $H(\rightarrow b\bar{b})$, when the decay products of W and H are merged by the jet algorithm to form two jets. The peak position of the latter is shifted from the generated H^+ mass of 600 GeV. This is due to the fact that the jet algorithm has a size of 0.6, which is not large enough to collect all hadronic activity from boosted W and H . The $t\bar{t}$ events generated as explained above represent a background which, after adding such events with the H^+ events, mask the H^+ signal. Note that, in real-life scenarios, the rate of the background events is significantly larger than that given in this toy example.

The NN with the two disabled input links described above was trained using 10k events with $t\bar{t}$ and H^+ . The trained NN was applied to classify the event sample with 50k events per each event category. We accept H^+ events when the value of the output node is above 0.5. After applying the NN selection, one can successfully reduce the $t\bar{t}$ background, as shown in Fig. 3(b). The background distribution is somewhat shifted towards the signal peak, indicating that some residual effect from the NN training is still present. But this bias cannot change our main conclusion that the signal can reliably be identified. After applying the NN, the signal-over-background ratio increases by a factor of 3, while the H^+ signal rate is reduced by 30%. This performance was achieved without studying the most discrepant variables for the signal and background events.

We believe that the event classification capabilities of this approach can significantly be increased by considering RMMs with more than three jets, leptons with different charges, b -jets, reconstructed τ leptons, or using multi-dimensional matrices with three or more particle correlations. To improve classification, a care should be taken to avoid a “saturation” effect when multiplicities of particles/jets are larger than the chosen N_i that define the RMM size, otherwise the loss of useful information may prevent an effective usage of the RMM. We used $N_i = 3$ in the simple example described above. This is not a sufficiently large number to accommodate events with a large number of jets, thus useful information for the NN classification was lost. To make a more sophisticated event classification based on the RMM is beyond the computational resources dedicated to this paper.

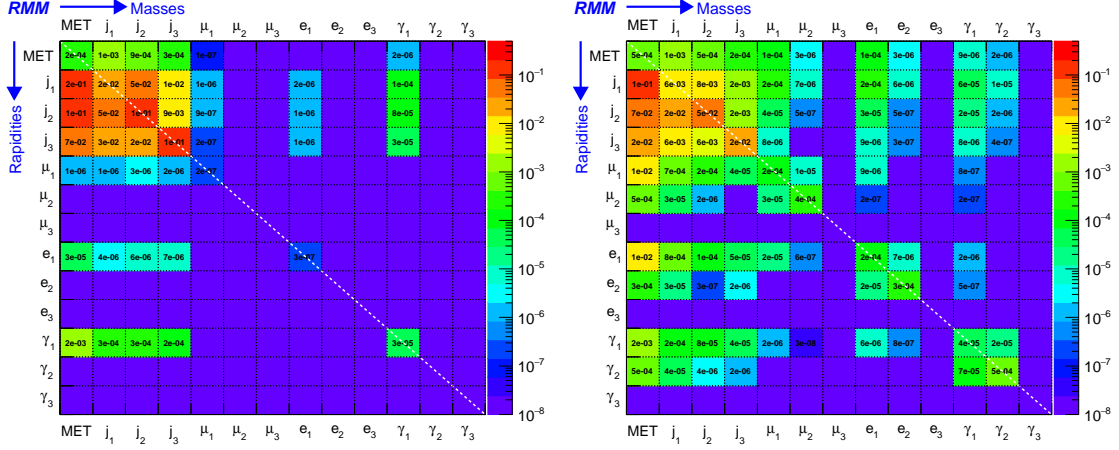
VI. CONCLUSION

We propose a simple method to transform events from colliding experiments to the language widely used by machine learning algorithms, i.e. fixed-size sparse matrices. At the same time, this transformation can be viewed as an effective mapping of complex collision data to visual representation. The RMMs are “image-like” structures with cells connected by proximity due to a well-defined hierarchy. Therefore, their usage in particle physics can leverage widely used algorithms developed for image identification. In the case of RMMs, such algorithms can be simplified since the RMMs do not require pattern recognition with rotation-, translation- and scale-invariant features.

Our tests indicate that the proposed approach of imaging collision data for event classification using machine learning can be useful. The RMM is sufficiently general, and does not require detailed studies of influential variables sensitive to background events. But care should be taken to avoid using NN inputs that may bias the shapes of observables which will be used later in searches for new physics. The C++ library that transforms the event records to the RMM is available [17].

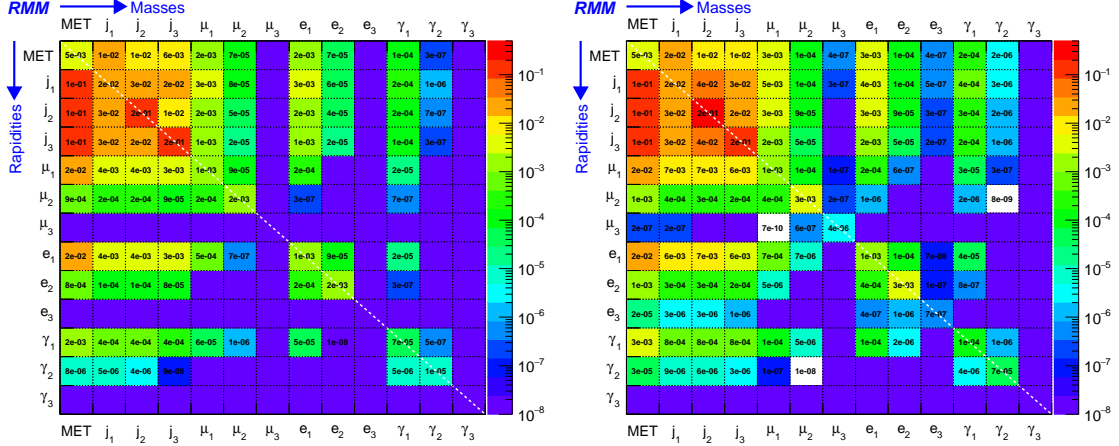
ACKNOWLEDGMENTS

I would like to thank J. Proudfoot and J. Adelman for useful discussion. The submitted manuscript has been created by UChicago Argonne, LLC, Operator of Argonne National Laboratory (Argonne). Argonne, a U.S. Department of Energy Office of Science laboratory, is operated under Contract No. DE-AC02-06CH11357. The U.S. Government retains for itself, and others acting on its behalf, a paid-up nonexclusive, irrevocable worldwide license in said article to reproduce, prepare derivative works, distribute copies to the public, and perform publicly and display publicly, by or on behalf of the Government. The Department of Energy will provide public access to these results of federally sponsored research in accordance with the DOE Public Access Plan. <http://energy.gov/downloads/doe-public-access-plan>. Argonne National Laboratory's work was funded by the U.S. Department of Energy, Office of High Energy Physics under contract DE-AC02-06CH11357.



(a) Multi-jets QCD

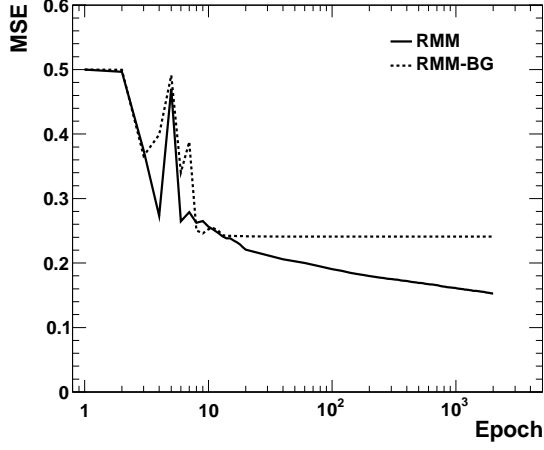
(b) Higgs processes



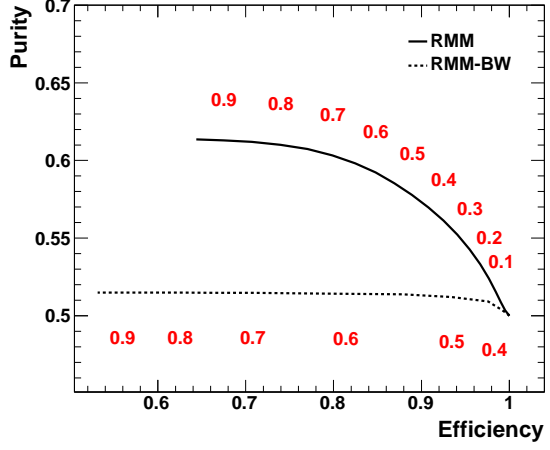
(c) Top ($t\bar{t}$) production

(d) $H^+ t$ production

FIG. 1. Visualization of the RMMs for four different processes using 50k Monte Carlo events for each process (with all decay modes allowed for top quarks, vector bosons and H). In the case of H^+ decaying to W^+ and H , H decays to b -jets. The cell position (1,1) contains the information with a missing transverse energy (MET) scaled by $1/\sqrt{s}$. The first row contains scaled transverse masses of identified particles and a missing particle, $m_T(i)$. The white dash line shows the diagonal elements with transverse energy and their imbalances. The upper-right part of this matrix contains $m(i, j)$, while the lower-left part contains rapidity differences, $h(i, j)$. The type of particles for each RMM cell is indicated.



(a)



(b)

FIG. 2. (a) MSE values versus epoch for the separation of H^+ from background $t\bar{t}$ events using the NN. The solid line shows the standard RMM, while the dash line shows a version of the RMM where non-zero values are replaced by 1 (RMM-BW). A shallow backpropagation NN was used with 169 input nodes, 120 nodes in a single hidden layer, and one node in the output layer. 10k events of each category was used for the NN training. The training was terminated using a cross validation sample. Figure (b) shows the reconstruction efficiency of H^+ events versus the reconstruction purity for the standard RMM and RMM-BW. The values of the output node at fixed values of the efficiency are shown above (below) the curves.

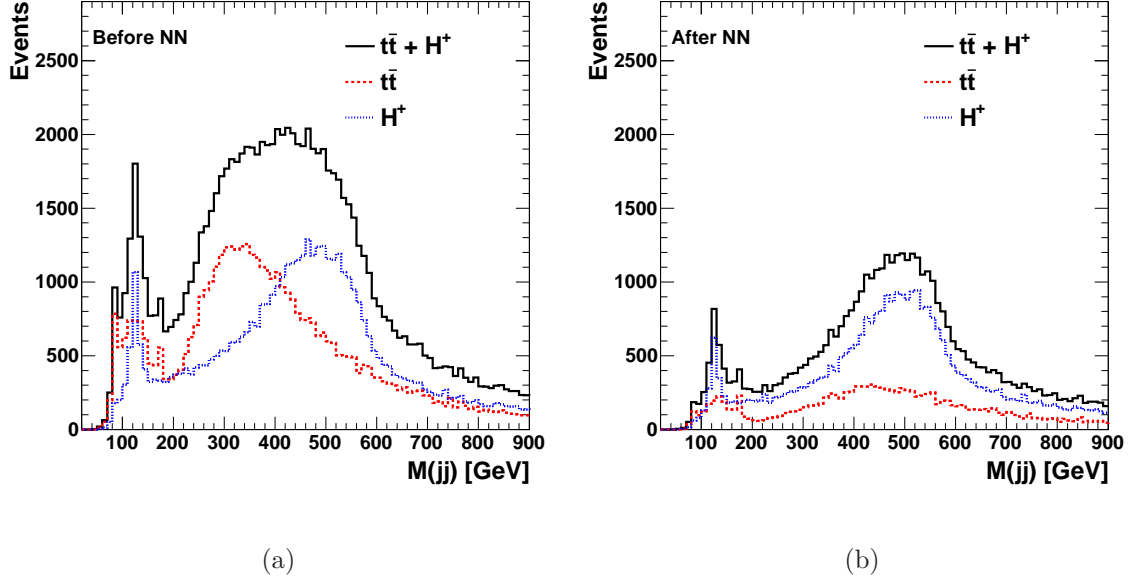


FIG. 3. Invariant masses of two leading in E_T jets for $t\bar{t}$ and H^+ event categories before (a) and after (b) applying the NN based on RMM inputs and requiring the NN output values above 0.5. The NN was trained after disabled the cells that carry information on the masses of two leading jets. The number of events for each event category is 50k. The combined $t\bar{t}$ and H^+ events are shown with the solid lines. The dijet masses were reconstructed from the RMM cell (3,2).

-
- [1] H. Voss, *Journal of Physics: Conference Series* **608**, 012058 (2015).
- [2] C. M. Bishop, *Pattern Recognition and Machine Learning* (Springer, 2006).
- [3] S. V. Chekanov and V. L. Morgunov, *Phys. Rev.* **D67**, 074011 (2003), [arXiv:hep-ex/0301014 \[hep-ex\]](#).
- [4] R. Santos *et al.*, *JINST* **12**, P04014 (2017), [arXiv:1610.03088 \[hep-ex\]](#).
- [5] N. Belyaev, R. Konoplich, and K. Prokofiev, *Journal of Physics: Conference Series* **934**, 012030 (2017).
- [6] The CMS Collaboration, *Phys. Rev. C* **84**, 024906 (2011), [arXiv:1102.1957 \[nucl-ex\]](#).
- [7] The ATLAS Collaboration, *Phys. Rev.* **D96**, 052004 (2017), [arXiv:1703.09127 \[hep-ex\]](#).
- [8] The CMS Collaboration, *Eur. Phys. J.* **C72**, 2216 (2012), [arXiv:1204.0696 \[hep-ex\]](#).
- [9] T. Sjostrand, S. Mrenna, and P. Z. Skands, *JHEP* **05**, 026 (2006), [arXiv:hep-ph/0603175](#); *Comput. Phys. Commun.* **178**, 852 (2008), [arXiv:0710.3820 \[hep-ph\]](#).
- [10] R. D. Ball *et al.*, *Nucl. Phys.* **B867**, 244 (2013), [arXiv:1207.1303 \[hep-ph\]](#); R. D. Ball *et al.* (NNPDF), *JHEP* **04**, 040 (2015), [arXiv:1410.8849 \[hep-ph\]](#).
- [11] A. Buckley *et al.*, *Eur. Phys. J.* **C 75**, 132 (2015), [arXiv:1412.7420 \[hep-ph\]](#).
- [12] A. G. Akeroyd *et al.*, *Eur. Phys. J.* **C 77**, 276 (2017), [arXiv:1607.01320 \[hep-ph\]](#).
- [13] S. V. Chekanov, *Adv. High Energy Phys.* **2015**, 136093 (2015), [arXiv:1403.1886 \[hep-ph\]](#).
- [14] M. Cacciari, G. P. Salam, and G. Soyez, *JHEP* **04**, 063 (2008), [arXiv:0802.1189 \[hep-ph\]](#).
- [15] M. Cacciari, G. P. Salam, and G. Soyez, *Eur. Phys. J.* **C 72**, 1896 (2012), <http://fastjet.fr/>, [arXiv:1111.6097 \[hep-ph\]](#).
- [16] S. Nissen, “FANN. Fast Artificial Neural Network Library,” Web page, unpublished. <http://leenissen.dk/fann/wp/>.
- [17] Map2RMM library, Web page <https://atlaswww.hep.anl.gov/asc/map2rmm/>.