

Multi-sensor data fusion based on a generalised belief divergence measure

Fuyuan Xiao^{a,*}

^a*School of Computer and Information Science, Southwest University, Chongqing, 400715, China*

Abstract

Multi-sensor data fusion technology plays an important role in real applications. Because of the flexibility and effectiveness in modelling and processing the uncertain information regardless of prior probabilities, Dempster-Shafer evidence theory is widely applied in a variety of fields of information fusion. However, counter-intuitive results may come out when fusing the highly conflicting evidences. In order to deal with this problem, a novel method for multi-sensor data fusion based on a new generalised belief divergence measure of evidences is proposed. Firstly, the reliability weights of evidences are determined by considering the sufficiency and importance of the evidences. After that, on account of the reliability weights of evidences, a new Generalised Belief Jensen-Shannon divergence (GBJS) is designed to measure the discrepancy and conflict degree among multiple evidences, which can be utilised to measure the support degrees of evidences. Afterwards, the support degrees of evidences are used to adjust the bodies of the evidences before using the Dempster's combination rule. Finally, an application in fault diagnosis demonstrates the validity of the proposed method.

Keywords: Sensor data fusion, Dempster-Shafer evidence theory, Evidential

*Corresponding author at: School of Computer and Information Science, Southwest University, No.2 Tiansheng Road, BeiBei District, Chongqing, 400715, China.

Email address: xiaofuyaun@swu.edu.cn (Fuyuan Xiao)

1. Introduction

With the fast development of electronic technologies, a variety of sensors were developed and applied in many engineering fields, like the fault diagnosis [1–4], wireless sensor networks [5–7], risk analysis [8], and so on [9–11]. Because multi-sensor-based applications can provide more reliable and accurate information than that of a single sensor alone, multi-sensor data fusion technologies have attracted considerable attentions in many fields of practical applications for the past few years [12–14]. However, due to the influence of the environment, such as, bad weather conditions, sensor failures, wireless communication problems, the uncertainty and imprecision are unavoidable in the course of sensor data collection. How to model and copy with these kinds of uncertain information is still an open question [15]. To address this question, various theories were presented for multi-sensor data fusion, consisting of the rough sets theory [16, 17], fuzzy sets theory [18–22], evidence theory [23–27], evidential reasoning [28–31], D numbers theory [32, 33], Z numbers [34, 35], and so on [36–38].

Dempster–Shafer (D–S) evidence theory, which was firstly proposed by Dempster [23] and was extended by Shafer [24] is an useful uncertainty reasoning approach. D–S evidence theory is flexible and effective in modelling both of the uncertainty and imprecision without prior information, so that it has been applied broadly in all kinds of fields, such as fault diagnosis [39–42], decision making [43–46], pattern recognition [47–49], risk analysis [50], supplier selection [51], human reliability analysis [52], and so on [53]. Whereas, when fusing the highly conflicting evidences, the system based on the classical D–S evidence theory may result in the counter-intuitive results [54]. To resolve this

issue, many approaches have been presented, which are mainly divided into two categories [55–57]. One is to revise the Dempster’s combination rule, including Smets’s unnormalized combination rule [58], Yager’s combination rule [59], Dubois and Prade’s disjunctive combination rule [60], etc. The other is to pre-treat the bodies of evidences, including Murphy’s simple average approach [61], Deng et al.’s weighted average method [62], Zhang et al.’s cosine theorem-based method [63], Yuan et al.’s entropy-based method [64], etc. Nevertheless, when revising the Dempster’s combination rule, some good properties, like the commutativity and associativity are often destructed. In addition, if the counter-intuitive results are resulted from the failure of the sensor, the revision of the Dempster’s combination rule does not work. As a result, many research efforts have tended to deal with the bodies of evidences in advance to solve the problem of combining highly conflicting evidences. In this paper, we also focus on pre-treating the bodies of evidences. By studying and analysing the existing methods, we found that there still exists some room for the improvement to achieve more precise fusion results.

In this paper, therefore, a novel generalised belief divergence method is first presented to measure the conflict and discrepancy degree among multi-evidences. Based on that, a new multi-sensor data fusion approach is proposed, which mainly consists of the following three parts. Firstly, the reliability weights of evidences are determined by considering the sufficiency and importance of the evidences. Next, on account of the reliability weights of evidences, the presented Generalised Belief Jensen-Shannon divergence is utilised to measure the support degrees of evidences. Lastly, the support degrees of the evidences are used to adjust the bodies of evidences before using the Dempster’s combination rule. As mentioned above, it can be easy see that the proposed method is concise. Thanks to taking into account the global conflict and discrepancy degree among multi-evidences, the proposed method is more effective and superior than the existing approaches, which is validated by a numerical example and an application in a motor rotor fault diagnosis.

The rest of this paper is organized as follows. Section 2 briefly introduces the preliminaries of this paper. A new Belief Jensen-Shannon divergence is proposed for measuring the distance between the bodies of the evidences in Section 3. A novel multi-sensor data fusion method which is based on the belief divergence measure of evidences and the belief entropy is proposed in Section 4. In Section 5, the proposed method is applied to an application in fault diagnosis. Finally, Section 6 gives a conclusion.

2. Preliminaries

2.1. Dempster–Shafer evidence theory

Dempster–Shafer evidence theory [23, 24] is applied to deal with uncertain information, belonging to the category of artificial intelligence. Because of the flexibility and effectiveness in modelling both of the uncertainty and imprecision without prior information, Dempster–Shafer evidence theory requires more weaker conditions than the Bayesian theory of probability. When the probability is confirmed, Dempster–Shafer evidence theory could convert into Bayesian theory, so it is considered as an extension of the Bayesian theory. Dempster–Shafer evidence theory has the advantage that it can directly express the “uncertainty” by allocating the probability into the subsets of the set which consists multiple objects, rather than to an individual object. Furthermore, it is capable of combining the bodies of evidences to derive a new evidence. The basic concepts are introduced as below.

Definition 2.1 (*Frame of discernment*).

Let U be a set of mutually exclusive and collectively exhaustive events, indicted by

$$U = \{E_1, E_2, \dots, E_i, \dots, E_N\}. \quad (1)$$

The set U is called a frame of discernment. The power set of U is indicated by 2^U , where

$$2^U = \{\emptyset, \{E_1\}, \dots, \{E_N\}, \{E_1, E_2\}, \dots, \{E_1, E_2, \dots, E_i\}, \dots, U\}, \quad (2)$$

and \emptyset is an empty set. If $A \in 2^U$, A is called a proposition.

Definition 2.2 (Mass function).

For a frame of discernment U , a mass function is a mapping m from 2^U to $[0, 1]$, formally defined by

$$m : 2^U \rightarrow [0, 1], \quad (3)$$

which satisfies the following condition:

$$m(\emptyset) = 0 \text{ and } \sum_{A \in 2^U} m(A) = 1. \quad (4)$$

In the Dempster–Shafer evidence theory, a mass function can be also called as a basic belief assignment (BBA). If $m(A)$ is greater than 0, A will be called as a focal element, and the union of all of the focal elements is called as the core of the mass function.

Definition 2.3 (Belief function).

For a proposition $A \subseteq U$, the belief function $Bel : 2^U \rightarrow [0, 1]$ is defined as

$$Bel(A) = \sum_{B \subseteq A} m(B). \quad (5)$$

The plausibility function $Pl : 2^U \rightarrow [0, 1]$ is defined as

$$Pl(A) = 1 - Bel(\bar{A}) = \sum_{B \cap A \neq \emptyset} m(B), \quad (6)$$

where $\bar{A} = U - A$.

Apparently, $Pl(A)$ is equal or greater than $Bel(A)$, where the function Bel is the lower limit function of proposition A and the function Pl is the upper limit function of proposition A .

Definition 2.4 (*Dempster's rule of combination*).

Let two BBAs m_1 and m_2 on the frame of discernment U and assuming that these BBAs are independent, Dempster's rule of combination, denoted by $m = m_1 \oplus m_2$, which is called as the orthogonal sum, is defined as below:

$$m(A) = \begin{cases} \frac{1}{1-K} \sum_{B \cap C = A} m_1(B)m_2(C), & A \neq \emptyset, \\ 0, & A = \emptyset, \end{cases} \quad (7)$$

with

$$K = \sum_{B \cap C = \emptyset} m_1(B)m_2(C), \quad (8)$$

where B and C are also the elements of 2^U , and K is a constant that presents the conflict between two BBAs.

Notice that, the Dempster's combination rule is only practicable for the two BBAs with the condition $K < 1$.

2.2. Generalised Jensen-Shannon divergence measure

Lin [65] introduced an information-theoretical based divergence measure among multi-probability distributions, called as Generalised Jensen-Shannon (GJS) divergence. Most measures of difference are designed for two probability distributions. Unlike others divergence measures, the main properties of GJS divergence are that, it does not require the condition of absolute continuity for the probability distributions involved; and it is a measure of divergence for the overall difference of more than two distributions. The main concepts are defined as below.

Definition 2.5 (*The GJS divergence among multi-probability distributions*) [65, 66].

Let P be a set of probability distributions $\{P_1, P_2, \dots, P_j, \dots, P_k\}$ with a corresponding set of weights $\{\omega_1, \omega_2, \dots, \omega_j, \dots, \omega_k\}$, where $\sum_{j=1}^k \omega_j = 1$ and $\omega_j \geq 0$.

The GJS divergence among the multi-probability distributions $\{P_1, \dots, P_j, \dots, P_k\}$ is denoted as:

$$\begin{aligned} GJS_\omega(P_1, \dots, P_j, \dots, P_k) = & H(\omega_1 P_1 + \dots + \omega_j P_j + \dots + \omega_k P_k) - \omega_1 H(P_1) \\ & - \dots - \omega_j H(P_j) - \dots - \omega_k H(P_k), \end{aligned} \quad (9)$$

with

$$H(P_j) = - \sum_i p_{ji} \log p_{ji}, \quad (10)$$

where $\sum_i p_{ji} = 1$ ($i = 1, 2, \dots, M; j = 1, 2, \dots, k$), and $H(P_j)$ is the Shannon entropy.

The $GJS_\omega(P_1, \dots, P_j, \dots, P_k)$ can be also expressed in the form

$$\begin{aligned} GJS_\omega(P_1, \dots, P_j, \dots, P_k) = & \omega_1 \sum_i p_{1i} \log \left(\frac{p_{1i}}{\omega_1 p_{1i} + \omega_2 p_{2i} + \dots + \omega_k p_{ki}} \right) + \\ & \dots \\ & \omega_j \sum_i p_{ji} \log \left(\frac{p_{ji}}{\omega_1 p_{1i} + \omega_2 p_{2i} + \dots + \omega_k p_{ki}} \right) + \\ & \dots \\ & \omega_k \sum_i p_{ki} \log \left(\frac{p_{ki}}{\omega_1 p_{1i} + \omega_2 p_{2i} + \dots + \omega_k p_{ki}} \right). \end{aligned} \quad (11)$$

Remark 1 When $\omega_j = \frac{1}{k}$ ($1 \leq j \leq k$), $GJS_{\omega_j=\frac{1}{k}}(P_1, \dots, P_j, \dots, P_k)$ is a special case of the GJS divergence, which means all of the multi-probability dis-

tributions $\{P_1, \dots, P_j, \dots, P_k\}$ have the same weights, denoted as

$$\begin{aligned}
GJS_{\omega_j=\frac{1}{k}}(P_1, \dots, P_j, \dots, P_k) &= \frac{1}{k} \sum_i p_{1i} \log \left(\frac{p_{1i}}{\frac{1}{k}p_{1i} + \frac{1}{k}p_{2i} + \dots + \frac{1}{k}p_{ki}} \right) + \\
&\dots \\
&\frac{1}{k} \sum_i p_{ji} \log \left(\frac{p_{ji}}{\frac{1}{k}p_{1i} + \frac{1}{k}p_{2i} + \dots + \frac{1}{k}p_{ki}} \right) + \\
&\dots \\
&\frac{1}{k} \sum_i p_{ki} \log \left(\frac{p_{ki}}{\frac{1}{k}p_{1i} + \frac{1}{k}p_{2i} + \dots + \frac{1}{k}p_{ki}} \right).
\end{aligned} \tag{12}$$

There are some properties for the GJS divergence:

- (1) $GJS_{\omega}(P_1, \dots, P_j, \dots, P_k)$ is zero if and only if all P_j for which $\omega_j > 0$ are equal;
- (2) $GJS_{\omega}(P_1, \dots, P_j, \dots, P_k)$ is symmetric and always well defined;
- (3) its square root, $\sqrt{GJS_{\omega}(P_1, \dots, P_j, \dots, P_k)}$ verifies the triangle inequality.
- (4) $GJS_{\omega}(P_1, \dots, P_j, \dots, P_k)$ is bounded, where $0 \leq GJS_{\omega}(P_1, \dots, P_j, \dots, P_k) \leq \log_2 k$.

3. Generalised belief divergence measure

In Dempster–Shafer evidence theory, it is still an open issue about how to measure the discrepancy and conflict among evidences, which is significant for the fusion of multiple evidences. Dempster–Shafer evidence theory, as a generalization of probability theory, allocates the probability into the subsets of the set including multiple objects, not just to an individual object. In order to measure the divergence for multi-BBAs in Dempster–Shafer evidence theory, a

novel generalised divergence measure called Generalised Belief Jensen-Shannon (GBJS) divergence is proposed for the belief function based on the Generalised Jensen-Shannon divergence. The basic concepts are defined as below.

Definition 3.1 (*The GBJS divergence among multi-BBAs*).

Let A_i be a hypothesis of the belief function m , and let $\{m_1, \dots, m_j, \dots, m_k\}$ be a set of BBAs with a corresponding set of reliability weights $\{\omega_1, \dots, \omega_j, \dots, \omega_k\}$ on the same frame of discernment Ω , containing N mutually exclusive and exhaustive hypotheses. The GBJS divergence among the k BBAs $\{m_1, \dots, m_j, \dots, m_k\}$ is denoted as:

$$\begin{aligned} GBJS_\omega(m_1, \dots, m_j, \dots, m_k) = & H(\omega_1 m_1 + \dots + \omega_j m_j + \dots + \omega_k m_k) - \omega_1 H(m_1) \\ & - \dots - \omega_j H(m_j) - \dots - \omega_k H(m_k), \end{aligned} \quad (13)$$

with

$$H(m_j) = - \sum_i m_j(A_i) \log m_j(A_i), \quad (14)$$

where $\sum_i m_j(A_i) = 1$ ($i = 1, 2, \dots, M; j = 1, 2, \dots, k$), and $H(m_j)$ is the Shannon entropy.

$GBJS_\omega(m_1, \dots, m_j, \dots, m_k)$ can be also expressed in the following form

$$\begin{aligned} GBJS_\omega(m_1, \dots, m_j, \dots, m_k) = & \omega_1 \sum_i m_1(A_i) \log \left(\frac{m_1(A_i)}{\omega_1 m_1(A_i) + \omega_2 m_2(A_i) + \dots + \omega_k m_k(A_i)} \right) + \\ & \dots \\ & \omega_j \sum_i m_j(A_i) \log \left(\frac{m_j(A_i)}{\omega_1 m_1(A_i) + \omega_2 m_2(A_i) + \dots + \omega_k m_k(A_i)} \right) + \\ & \dots \\ & \omega_k \sum_i m_k(A_i) \log \left(\frac{m_k(A_i)}{\omega_1 m_1(A_i) + \omega_2 m_2(A_i) + \dots + \omega_k m_k(A_i)} \right). \end{aligned} \quad (15)$$

Remark 2 When $\omega_j = \frac{1}{k}$ ($1 \leq j \leq k$), $GBJS_{\omega_j=\frac{1}{k}}(m_1, \dots, m_j, \dots, m_k)$ is a special case of the GBJs divergence, which indicates that all of the multi-BBAs $\{m_1, \dots, m_j, \dots, m_k\}$ have the same reliability weights, denoted as

$$\begin{aligned}
 GBJS_{\omega_j=\frac{1}{k}}(m_1, \dots, m_j, \dots, m_k) = & \\
 & \frac{1}{k} \sum_i m_1(A_i) \log \left(\frac{m_1(A_i)}{\frac{1}{k}m_1(A_i) + \frac{1}{k}m_2(A_i) + \dots + \frac{1}{k}m_k(A_i)} \right) + \\
 & \dots \\
 & \frac{1}{k} \sum_i m_j(A_i) \log \left(\frac{m_j(A_i)}{\frac{1}{k}m_1(A_i) + \frac{1}{k}m_2(A_i) + \dots + \frac{1}{k}m_k(A_i)} \right) + \\
 & \dots \\
 & \frac{1}{k} \sum_i m_k(A_i) \log \left(\frac{m_k(A_i)}{\frac{1}{k}m_1(A_i) + \frac{1}{k}m_2(A_i) + \dots + \frac{1}{k}m_k(A_i)} \right).
 \end{aligned} \tag{16}$$

Note that when a BBA is allocated with zero, the fraction value is going to infinity and the value of its logarithm is also close to infinity. In such a case, the proposed method cannot work, therefore, a very small value 1×10^{-12} is allocated to the BBA instead of zero value, which has been proven that it did not affect the results [67].

The Generalised Belief Jensen-Shannon divergence is similar with the Generalised Jensen-Shannon divergence in form. Whereas, the Generalised Belief Jensen-Shannon divergence is designed for the mass function, rather than for the probability distribution function. In such a situation where all of the hypothesis of belief functions are allocated to single elements, the BBAs turn into probabilities, so that the Generalised Belief Jensen-Shannon divergence degenerates to the Generalised Jensen-Shannon divergence.

The properties of the GBJs divergence can be inferred as below:

(1) $GBJS_{\omega}(m_1, \dots, m_j, \dots, m_k)$ is zero if and only if all m_j for which $\omega_j > 0$ are equal;

- (2) $GBJS_\omega(m_1, \dots, m_j, \dots, m_k)$ is symmetric and always well defined;
- (3) its square root, $\sqrt{GBJS_\omega(m_1, \dots, m_j, \dots, m_k)}$ verifies the triangle inequality.
- (4) $GBJS_\omega(m_1, \dots, m_j, \dots, m_k)$ is bounded, where $0 \leq GBJS_\omega(m_1, \dots, m_j, \dots, m_k) \leq \log_2 k$.

Example 1 Supposing that there are three BBAs m_1 , m_2 and m_3 with the same reliability weights, namely, $\omega_1 = \omega_2 = \omega_3 = \frac{1}{3}$ in the frame of discernment $\Omega = \{A, B, C\}$ which is complete, and the three BBAs are given as follows:

$$\begin{aligned}
 m_1 : m_1(A) &= 0.6, m_1(B) = 0.1, m_1(C) = 0.3; \\
 m_2 : m_2(A) &= 0.6, m_2(B) = 0.1, m_2(C) = 0.3; \\
 m_3 : m_3(A) &= 0.6, m_3(B) = 0.1, m_3(C) = 0.3.
 \end{aligned}$$

As shown in Example 1, it can be seen that m_1 , m_2 and m_3 have the same BBAs with each other, where $m_1(A) = m_2(A) = m_3(A) = 0.6$, $m_1(B) = m_2(B) = m_3(B) = 0.1$, and $m_1(C) = m_2(C) = m_3(C) = 0.3$. Then, the specific calculation processes of the Generalised Belief Jensen-Shannon divergence $GBJS(m_1, m_2, m_3)$ are listed as follows:

$$\begin{aligned}
GBJS_{\omega}(m_1, m_2, m_3) &= \frac{1}{3} \times 0.6 \times \log\left(\frac{0.6}{\frac{1}{3} \times 0.6 + \frac{1}{3} \times 0.6 + \frac{1}{3} \times 0.6}\right) + \\
&\quad \frac{1}{3} \times 0.6 \times \log\left(\frac{0.6}{\frac{1}{3} \times 0.6 + \frac{1}{3} \times 0.6 + \frac{1}{3} \times 0.6}\right) + \\
&\quad \frac{1}{3} \times 0.6 \times \log\left(\frac{0.6}{\frac{1}{3} \times 0.6 + \frac{1}{3} \times 0.6 + \frac{1}{3} \times 0.6}\right) + \\
&\quad \frac{1}{3} \times 0.1 \times \log\left(\frac{0.1}{\frac{1}{3} \times 0.1 + \frac{1}{3} \times 0.1 + \frac{1}{3} \times 0.1}\right) + \\
&\quad \frac{1}{3} \times 0.1 \times \log\left(\frac{0.1}{\frac{1}{3} \times 0.1 + \frac{1}{3} \times 0.1 + \frac{1}{3} \times 0.1}\right) + \\
&\quad \frac{1}{3} \times 0.1 \times \log\left(\frac{0.1}{\frac{1}{3} \times 0.1 + \frac{1}{3} \times 0.1 + \frac{1}{3} \times 0.1}\right) + \\
&\quad \frac{1}{3} \times 0.3 \times \log\left(\frac{0.3}{\frac{1}{3} \times 0.3 + \frac{1}{3} \times 0.3 + \frac{1}{3} \times 0.3}\right) + \\
&\quad \frac{1}{3} \times 0.3 \times \log\left(\frac{0.3}{\frac{1}{3} \times 0.3 + \frac{1}{3} \times 0.3 + \frac{1}{3} \times 0.3}\right) + \\
&\quad \frac{1}{3} \times 0.3 \times \log\left(\frac{0.3}{\frac{1}{3} \times 0.3 + \frac{1}{3} \times 0.3 + \frac{1}{3} \times 0.3}\right) \\
&= 0.
\end{aligned}$$

This example verifies that when m_1 , m_2 and m_3 have the same BBAs with each other, the Generalised Belief Jensen-Shannon divergence among the BBAs m_1 , m_2 and m_3 is 0 which accords with an intuitionistic result.

Example 2 Supposing that there are three BBAs m_1 , m_2 and m_3 with a reliability weight, $\omega_1 = 0.5$, $\omega_2 = 0.4$, and $\omega_3 = 0.1$, respectively, in the frame of discernment $\Omega = \{A, B, C\}$ which is complete, and the three BBAs are given as follows:

$$\begin{aligned}
m_1 : m_1(A) &= 0.7, m_1(B) = 0.1, m_1(C) = 0.2; \\
m_2 : m_2(A) &= 0.6, m_2(B) = 0.1, m_2(C) = 0.3; \\
m_3 : m_3(A) &= 0.3, m_3(B) = 0.2, m_3(C) = 0.5.
\end{aligned}$$

As shown in Example 2, we can notice that m_1 and m_2 have relatively large

reliability weights, namely, $\omega_1 = 0.5$ and $\omega_2 = 0.4$; and they have relatively large belief values to support the object A , where $m_1(A) = 0.7$ and $m_2(A) = 0.6$, while m_3 with a relatively low reliability weight $\omega_3 = 0.1$, has $m_3(C) = 0.5$ belief value to support the object C . The Generalised Belief Jensen-Shannon divergence $GBJS(m_1, m_2, m_3)$ for m_1 , m_2 and m_3 is calculated as follows:

$$\begin{aligned}
GBJS_\omega(m_1, m_2, m_3) = & 0.5 \times 0.7 \times \log\left(\frac{0.7}{0.5 \times 0.7 + 0.4 \times 0.6 + 0.1 \times 0.3}\right) + \\
& 0.5 \times 0.1 \times \log\left(\frac{0.1}{0.5 \times 0.1 + 0.4 \times 0.1 + 0.1 \times 0.2}\right) + \\
& 0.5 \times 0.2 \times \log\left(\frac{0.2}{0.5 \times 0.2 + 0.4 \times 0.3 + 0.1 \times 0.5}\right) + \\
& 0.4 \times 0.6 \times \log\left(\frac{0.6}{0.5 \times 0.7 + 0.4 \times 0.6 + 0.1 \times 0.3}\right) + \\
& 0.4 \times 0.1 \times \log\left(\frac{0.1}{0.5 \times 0.1 + 0.4 \times 0.1 + 0.1 \times 0.2}\right) + \\
& 0.4 \times 0.3 \times \log\left(\frac{0.3}{0.5 \times 0.2 + 0.4 \times 0.3 + 0.1 \times 0.5}\right) + \\
& 0.1 \times 0.3 \times \log\left(\frac{0.3}{0.5 \times 0.7 + 0.4 \times 0.6 + 0.1 \times 0.3}\right) + \\
& 0.1 \times 0.2 \times \log\left(\frac{0.2}{0.5 \times 0.1 + 0.4 \times 0.1 + 0.1 \times 0.2}\right) + \\
& 0.1 \times 0.5 \times \log\left(\frac{0.5}{0.5 \times 0.2 + 0.4 \times 0.3 + 0.1 \times 0.5}\right) \\
= & 0.0428.
\end{aligned}$$

On the other hand, based on Eq. (15), the Generalised Belief Jensen-Shannon divergence $GBJS(m_1, m_3, m_2)$, $GBJS(m_2, m_1, m_3)$, $GBJS(m_2, m_3, m_1)$, $GBJS(m_3, m_1, m_2)$ and $GBJS(m_3, m_2, m_1)$ can also be obtained:

$$\begin{aligned}
GBJS_{\omega}(m_1, m_2, m_3) &= GBJS(m_1, m_3, m_2) \\
&= GBJS(m_2, m_1, m_3) \\
&= GBJS(m_2, m_3, m_1) \\
&= GBJS(m_3, m_1, m_2) \\
&= GBJS(m_3, m_2, m_1) \\
&= 0.0428.
\end{aligned}$$

From the above results, it can be concluded that the symmetric property of the Generalised Belief Jensen-Shannon divergence measure method is verified in this example.

Example 3 Supposing that there are four BBAs m_1 , m_2 , m_3 and m_4 with a reliability weight, $\omega_1 = \omega_2 = \omega_3 = \omega_4 = \frac{1}{4}$, respectively, in the frame of discernment $\Omega = \{A, B\}$ which is complete, and the four BBAs are given as follows:

$$\begin{aligned}
m_1 : m_1(A) &= 0.98, m_1(B) = 0.01, m_1(A, B) = 0.01; \\
m_2 : m_2(A) &= 0.97, m_2(B) = 0.02, m_2(A, B) = 0.01; \\
m_3 : m_3(A) &= 0.90, m_3(B) = 0.05, m_3(A, B) = 0.05; \\
m_4 : m_4(A) &= 0.01, m_4(B) = 0.98, m_4(A, B) = 0.01.
\end{aligned}$$

As shown in Example 3, we can see that m_1 , m_2 and m_3 have great belief values to support the object A , where $m_1(A) = 0.98$, $m_2(A) = 0.97$ and $m_3(A) = 0.90$. On the contrary, m_4 has a great belief value to support the object B , where $m_4(B) = 0.98$. For the Generalised Belief Jensen-Shannon divergence $GBJS(m_1, m_2, m_3)$ among the BBAs m_1 , m_2 and m_3 , their corresponding reliability weights can be normalised as $\omega_1 = \omega_2 = \omega_3 = \frac{1}{3}$; then, the $GBJS(m_1, m_2, m_3)$ is calculated below:

$$\begin{aligned}
GBJS(m_1, m_2, m_3) = & \frac{1}{3} \times 0.98 \times \log\left(\frac{0.98}{\frac{1}{3} \times 0.98 + \frac{1}{3} \times 0.97 + \frac{1}{3} \times 0.90}\right) + \\
& \frac{1}{3} \times 0.01 \times \log\left(\frac{0.01}{\frac{1}{3} \times 0.01 + \frac{1}{3} \times 0.02 + \frac{1}{3} \times 0.05}\right) + \\
& \frac{1}{3} \times 0.01 \times \log\left(\frac{0.01}{\frac{1}{3} \times 0.01 + \frac{1}{3} \times 0.01 + \frac{1}{3} \times 0.05}\right) + \\
& \frac{1}{3} \times 0.97 \times \log\left(\frac{0.97}{\frac{1}{3} \times 0.98 + \frac{1}{3} \times 0.97 + \frac{1}{3} \times 0.90}\right) + \\
& \frac{1}{3} \times 0.02 \times \log\left(\frac{0.02}{\frac{1}{3} \times 0.01 + \frac{1}{3} \times 0.02 + \frac{1}{3} \times 0.05}\right) + \\
& \frac{1}{3} \times 0.01 \times \log\left(\frac{0.01}{\frac{1}{3} \times 0.01 + \frac{1}{3} \times 0.01 + \frac{1}{3} \times 0.05}\right) + \\
& \frac{1}{3} \times 0.90 \times \log\left(\frac{0.90}{\frac{1}{3} \times 0.98 + \frac{1}{3} \times 0.97 + \frac{1}{3} \times 0.90}\right) + \\
& \frac{1}{3} \times 0.05 \times \log\left(\frac{0.05}{\frac{1}{3} \times 0.01 + \frac{1}{3} \times 0.02 + \frac{1}{3} \times 0.05}\right) + \\
& \frac{1}{3} \times 0.05 \times \log\left(\frac{0.05}{\frac{1}{3} \times 0.01 + \frac{1}{3} \times 0.01 + \frac{1}{3} \times 0.05}\right) \\
= & 0.0188.
\end{aligned}$$

On the other hand, the Generalised Belief Jensen-Shannon divergence $GBJS(m_1, m_2, m_4)$ among the BBAs m_1 , m_2 and m_4 is computed as follows:

$$\begin{aligned}
GBJS(m_1, m_2, m_4) = & \frac{1}{3} \times 0.98 \times \log\left(\frac{0.98}{\frac{1}{3} \times 0.98 + \frac{1}{3} \times 0.97 + \frac{1}{3} \times 0.01}\right) + \\
& \frac{1}{3} \times 0.01 \times \log\left(\frac{0.01}{\frac{1}{3} \times 0.01 + \frac{1}{3} \times 0.02 + \frac{1}{3} \times 0.98}\right) + \\
& \frac{1}{3} \times 0.01 \times \log\left(\frac{0.01}{\frac{1}{3} \times 0.01 + \frac{1}{3} \times 0.01 + \frac{1}{3} \times 0.01}\right) + \\
& \frac{1}{3} \times 0.97 \times \log\left(\frac{0.97}{\frac{1}{3} \times 0.98 + \frac{1}{3} \times 0.97 + \frac{1}{3} \times 0.01}\right) + \\
& \frac{1}{3} \times 0.02 \times \log\left(\frac{0.02}{\frac{1}{3} \times 0.01 + \frac{1}{3} \times 0.02 + \frac{1}{3} \times 0.98}\right) + \\
& \frac{1}{3} \times 0.01 \times \log\left(\frac{0.01}{\frac{1}{3} \times 0.01 + \frac{1}{3} \times 0.01 + \frac{1}{3} \times 0.01}\right) + \\
& \frac{1}{3} \times 0.01 \times \log\left(\frac{0.01}{\frac{1}{3} \times 0.98 + \frac{1}{3} \times 0.97 + \frac{1}{3} \times 0.01}\right) + \\
& \frac{1}{3} \times 0.98 \times \log\left(\frac{0.98}{\frac{1}{3} \times 0.01 + \frac{1}{3} \times 0.02 + \frac{1}{3} \times 0.98}\right) + \\
& \frac{1}{3} \times 0.01 \times \log\left(\frac{0.01}{\frac{1}{3} \times 0.01 + \frac{1}{3} \times 0.01 + \frac{1}{3} \times 0.01}\right) \\
= & 0.8148.
\end{aligned}$$

Moreover, the Generalised Belief Jensen-Shannon divergence $GBJS(m_2, m_3, m_4)$ among the BBAs m_2 , m_3 and m_4 is computed as follows:

$$\begin{aligned}
GBJS(m_2, m_3, m_4) = & \frac{1}{3} \times 0.97 \times \log\left(\frac{0.97}{\frac{1}{3} \times 0.97 + \frac{1}{3} \times 0.90 + \frac{1}{3} \times 0.01}\right) + \\
& \frac{1}{3} \times 0.02 \times \log\left(\frac{0.02}{\frac{1}{3} \times 0.02 + \frac{1}{3} \times 0.05 + \frac{1}{3} \times 0.98}\right) + \\
& \frac{1}{3} \times 0.01 \times \log\left(\frac{0.01}{\frac{1}{3} \times 0.01 + \frac{1}{3} \times 0.05 + \frac{1}{3} \times 0.01}\right) + \\
& \frac{1}{3} \times 0.90 \times \log\left(\frac{0.90}{\frac{1}{3} \times 0.97 + \frac{1}{3} \times 0.90 + \frac{1}{3} \times 0.01}\right) + \\
& \frac{1}{3} \times 0.05 \times \log\left(\frac{0.05}{\frac{1}{3} \times 0.02 + \frac{1}{3} \times 0.05 + \frac{1}{3} \times 0.98}\right) + \\
& \frac{1}{3} \times 0.05 \times \log\left(\frac{0.05}{\frac{1}{3} \times 0.01 + \frac{1}{3} \times 0.05 + \frac{1}{3} \times 0.01}\right) + \\
& \frac{1}{3} \times 0.01 \times \log\left(\frac{0.01}{\frac{1}{3} \times 0.97 + \frac{1}{3} \times 0.01 + \frac{1}{3} \times 0.01}\right) + \\
& \frac{1}{3} \times 0.98 \times \log\left(\frac{0.98}{\frac{1}{3} \times 0.02 + \frac{1}{3} \times 0.98 + \frac{1}{3} \times 0.98}\right) + \\
& \frac{1}{3} \times 0.01 \times \log\left(\frac{0.01}{\frac{1}{3} \times 0.01 + \frac{1}{3} \times 0.01 + \frac{1}{3} \times 0.01}\right) \\
= & 0.7617.
\end{aligned}$$

After that, their corresponding square root values can be calculated as follows:

$$\begin{aligned}
\sqrt{GBJS(m_1, m_2, m_3)} &= \sqrt{0.0188} = 0.1370; \\
\sqrt{GBJS(m_1, m_2, m_4)} &= \sqrt{0.8148} = 0.9027; \\
\sqrt{GBJS(m_2, m_3, m_4)} &= \sqrt{0.7617} = 0.8727.
\end{aligned}$$

It can be obtained that $\sqrt{GBJS(m_1, m_2, m_3)} + \sqrt{GBJS(m_2, m_3, m_4)} = 1.0098$, so that $\sqrt{GBJS(m_1, m_2, m_4)} < \sqrt{GBJS(m_1, m_2, m_3)} + \sqrt{GBJS(m_2, m_3, m_4)}$, which satisfies the triangle inequality property of the Generalised Belief Jensen-Shannon divergence measure method.

4. The proposed method

In this paper, a novel multi-sensor data fusion method is proposed on the basis of the Generalised Belief Jensen-Shannon divergence measure of evidences. It consists of the following three parts. Firstly, the reliability weights of evidences are determined by considering the sufficiency index and importance index of the evidences. After that, on account of the reliability weights of evidences, the presented Generalised Belief Jensen-Shannon (GBJS) divergence is utilised to measure the support degrees of evidences by taking into account the discrepancy and conflict degree among multiple evidences, where the support degree is considered as the final weight. Ultimately, the final weights of the evidences are used to adjust the bodies of the evidences before using the Dempster's combination rule. The flowchart of the proposed method is shown in Fig. 1.

4.1. Calculate the reliability weights of evidences

The sensor reliability plays an important role to comprehend and quantify the performance of the sensor, which is used to judge whether the fusion result is reasonable or not, such as work efficiency, accuracy and experts with different knowledge. The sensor reliability may be influenced by the technical factors and noise, like manufacturing craft, material, principle, and so on. Generally, the sensor reliability is assessed by comparing the output value with the actual value of the sensor via long term practical applications. In this paper, the sufficiency and importance of evidence in [40] are adopted to measure the reliability of sensors. Note that if the sufficiency and importance of evidence are not given in some certain cases, the reliability weights of evidences are supposed to be averaged.

Step 1-1: The reliability weight of evidence m_j ($j = 1, 2, \dots, k$), denoted as ω_j is determined by the following formula:

$$\omega_j = \mu_j \times v_j, \quad 1 \leq j \leq k, \quad (17)$$

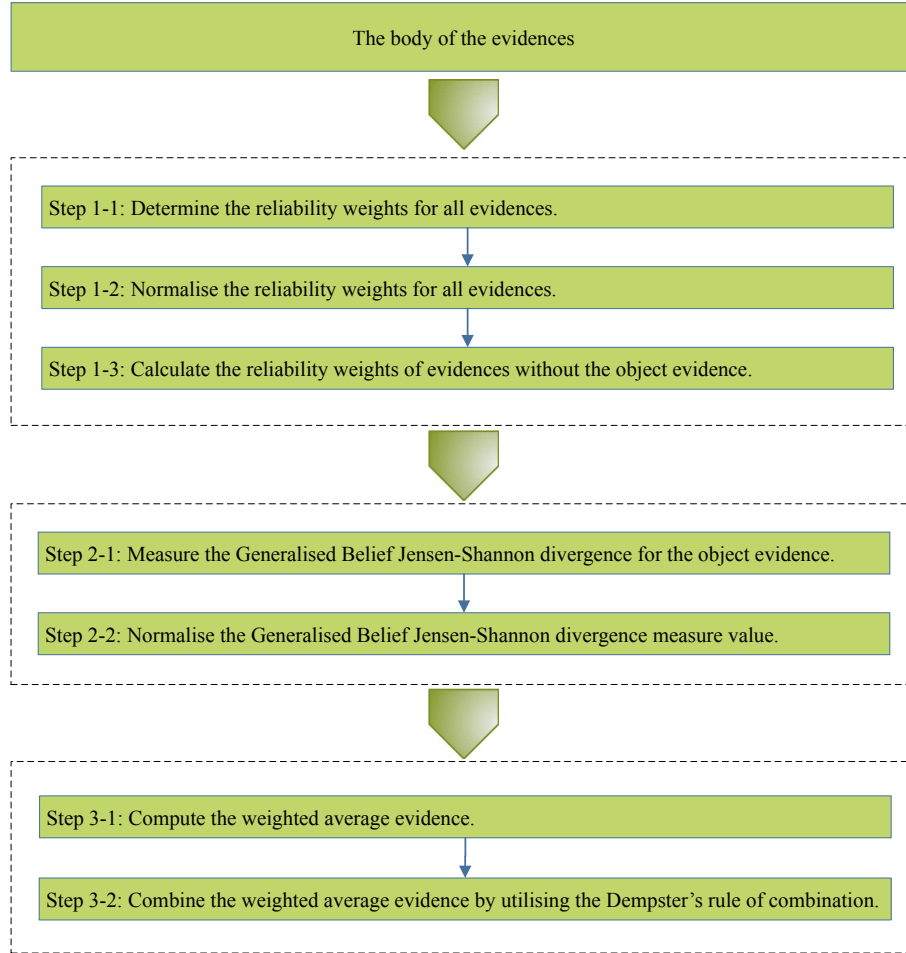


Figure 1: The flowchart of the proposed method.

where μ_j represents the sufficiency of evidence m_j , and v_j denotes the importance of evidence m_j .

When the sufficiency and importance of evidence are not given in some certain cases, the reliability weights of k evidences is calculated by:

$$\omega_j = \frac{1}{k}, \quad 1 \leq j \leq k. \quad (18)$$

Step 1-2: The reliability weight of evidence m_j is normalised below, denoted as $\bar{\omega}_j$:

$$\bar{\omega}_j = \frac{\omega_j}{\sum_{s=1}^k \omega_s}, \quad 1 \leq j \leq k. \quad (19)$$

Step 1-3: To measure the GBS divergence of specific evidences for an object evidence m_j , the reliability weight of evidence m_i ($i = 1, 2, \dots, k; i \neq j$), denoted as $\tilde{\omega}_i$ is calculated by:

$$\tilde{\omega}_i = \frac{\omega_i}{\sum_{s=1; s \neq j}^k \omega_s}, \quad 1 \leq i \leq k; i \neq j. \quad (20)$$

4.2. Measure the support degrees of evidences

In this section, the support degrees of evidences are measured based on the Generalised Belief Jensen-Shannon (GBJS) divergence of evidences. The question is that how can we leverage the GBJS divergence of evidences to measure the support degrees of evidences? To achieve this goal, the following steps are considered.

Step 2-1: The support degree of the evidence m_j ($j = 1, 2, \dots, k$), denoted as $Sup(m_j)$ is measured by:

$$Sup(m_j) = GBJS_{\tilde{\omega}}(m_1, \dots, m_{j-1}, m_{j+1}, \dots, m_k), \quad (21)$$

because the Generalised Belief Jensen-Shannon divergence measure $GBJS_{\omega}(m_1, \dots, m_{j-1}, m_{j+1}, \dots, m_k)$ without m_j implies how much difference between the evidence m_j and other evidences. Specifically, if the evidence m_j highly conflicts with other evidences, the support

degree $Sup(m_j)$ excepting itself is supposed to be small, since the divergence measure value is relatively small under the situation where the highly conflicting evidence is excluded. In a word, the more conflict the evidence m_j has, the less support degree $Sup(m_j)$ has.

In the case where the sufficiency and importance of evidence are not provided, the support degree of the evidence m_j ($j = 1, 2, \dots, k$), denoted as $Sup(m_j)$ is measured by:

$$Sup(m_j) = GBJS_{\omega=\frac{1}{k-1}}(m_1, \dots, m_{j-1}, m_{j+1}, \dots, m_k). \quad (22)$$

Step 2-2: The support degree $Sup(m_j)$ of evidence m_j is normalised below, denoted as \tilde{Sup}_j , which is considered as the final weight:

$$\tilde{Sup}_j = \frac{Sup(m_j)}{\sum_{s=1}^k Sup(m_s)}, \quad 1 \leq j \leq k. \quad (23)$$

4.3. Fuse the evidences based on the Dempster's combination rule

Step 3-1: In view of the final weight \tilde{Sup}_j of the evidence m_j , the weighted average evidence, denoted as $WAE(m)$ can be generated as follows:

$$WAE(m) = \sum_{i=1}^k (\tilde{Sup}_j \times m_j), \quad 1 \leq j \leq k. \quad (24)$$

Step 3-2: The weighted average evidence $WAE(m)$ is fused via the Dempster's combination rule of Eq. (7) by $k-1$ times, when k number of evidences exist. Ultimately, the final combination result of multiple evidences can be produced.

5. Application

In this section, the proposed method is applied to a motor rotor fault diagnosis, in which the practical data from [2] are adopted for the comparison of the related method.

5.1. Problem Statement

Supposing that the frame of discernment $\Theta = \{Rotor\ unbalance, Rotor\ misalignment, Pedestal\ looseness\}$ includes three fault types $\{F_1, F_2, F_3\}$ for a motor rotor. The set of vibration acceleration sensors $S = \{S_1, S_2, S_3\}$ is placed at different places to gather the vibration signals. The acceleration vibration frequency amplitudes at $1X$, $2X$ and $3X$ frequencies are regarded as the fault feature variables. The collected sensor reports at $1X$, $2X$ and $3X$ frequencies modeled as BPAs are provided in Tables 1, in which $m_1(\cdot)$, $m_2(\cdot)$ and $m_3(\cdot)$ denote the BPAs from the three vibration acceleration sensors S_1 , S_2 and S_3 .

5.2. Implementation of the proposed method

By implementing the proposed method, the weighted average evidences in terms of motor rotor fault diagnosis at $1X$, $2X$ and $3X$ frequencies can be obtained, respectively, as shown in Tables 2.

After that, the weighted average evidences in terms of motor rotor fault diagnosis at $1X$, $2X$ and $3X$ frequencies are fused, respectively, via leveraging the Dempster's rule of combination by two times.

Finally, the combination results for motor rotor fault diagnosis at $1X$, $2X$ and $3X$ frequencies are generated, respectively, as shown in Tables 3.

5.3. Discussion

From the results as shown in Tables 3, it can be noticed that the proposed method diagnoses the F_2 fault type, which is in accordance with Jiang et al.'s method [2].

Additionally, as shown in Figures 2–4, the proposed method outperforms Jiang et al.'s method [2], because by using Jiang et al.'s method, the belief

Table 1: The gathered sensor reports at $1X$, $2X$ and $3X$ frequencies modelled as BPAs.

Frequencies		$1X$				$2X$			$3X$	
BBAs	$\{F_2\}$	$\{F_3\}$	$\{F_1, F_2\}$	$\{F_1, F_2, F_3\}$	$\{F_2\}$	$\{F_1, F_2, F_3\}$	$\{F_1\}$	$\{F_2\}$	$\{F_1, F_2\}$	$\{F_1, F_2, F_3\}$
$m_1(\cdot)$	0.8176	0.0003	0.1553	0.0268	0.6229	0.3771	0.3666	0.4563	0.1185	0.0586
$m_2(\cdot)$	0.5658	0.0009	0.0646	0.3687	0.7660	0.2341	0.2793	0.4151	0.2652	0.0404
$m_3(\cdot)$	0.2403	0.0004	0.0141	0.7452	0.8598	0.1402	0.2897	0.4331	0.2470	0.0302

Table 2: The weighted average evidences at $1X$, $2X$ and $3X$ frequencies.

Frequencies		1X				2X			3X	
BBA's	$\{F_2\}$	$\{F_3\}$	$\{F_1, F_2\}$	$\{F_1, F_2, F_3\}$	$\{F_2\}$	$\{F_1, F_2, F_3\}$	$\{F_1\}$	$\{F_2\}$	$\{F_1, F_2\}$	$\{F_1, F_2, F_3\}$
$WAE(m)$	0.5332	0.0007	0.0671	0.3990	0.7677	0.2324	0.2864	0.4253	0.2529	0.0354

Table 3: Fusion results of different methods for motor rotor fault diagnosis.

Frequencies	1X				2X			3X			Target
Methods	$\{F_2\}$	$\{F_3\}$	$\{F_1, F_2\}$	$\{F_1, F_2, F_3\}$	$\{F_2\}$	$\{F_1, F_2, F_3\}$	$\{F_1\}$	$\{F_2\}$	$\{F_1, F_2\}$	$\{F_1, F_2, F_3\}$	
Jiang et al. [2]	0.8861	0.0002	0.0582	0.0555	0.9621	0.0371	0.3384	0.5904	0.0651	0.0061	F_2
Proposed method	0.8982	0.0003	0.0378	0.0636	0.9877	0.0126	0.3266	0.6365	0.0368	0.0001	F_2

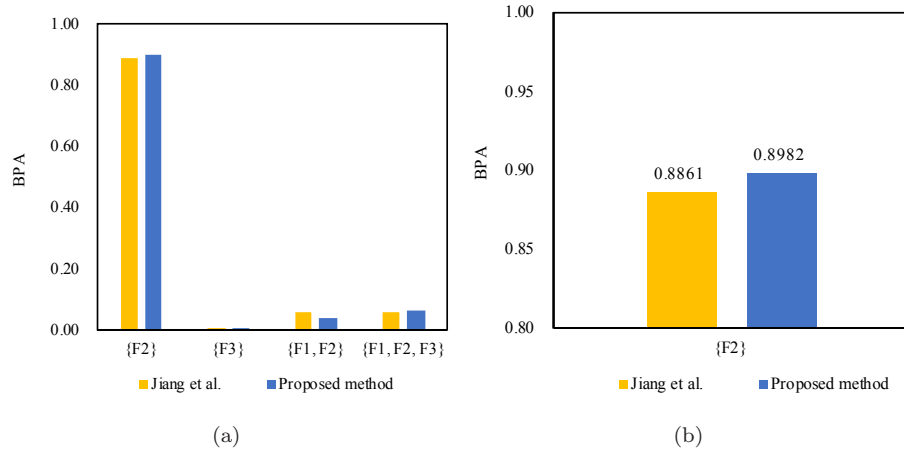


Figure 2: The comparison of different methods for motor rotor fault diagnosis at 1X frequency.

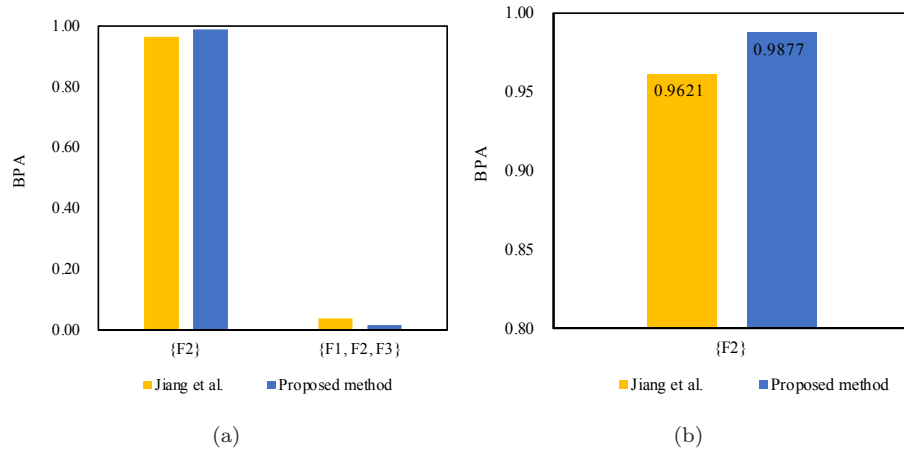


Figure 3: The comparison of different methods for motor rotor fault diagnosis at 2X frequency.

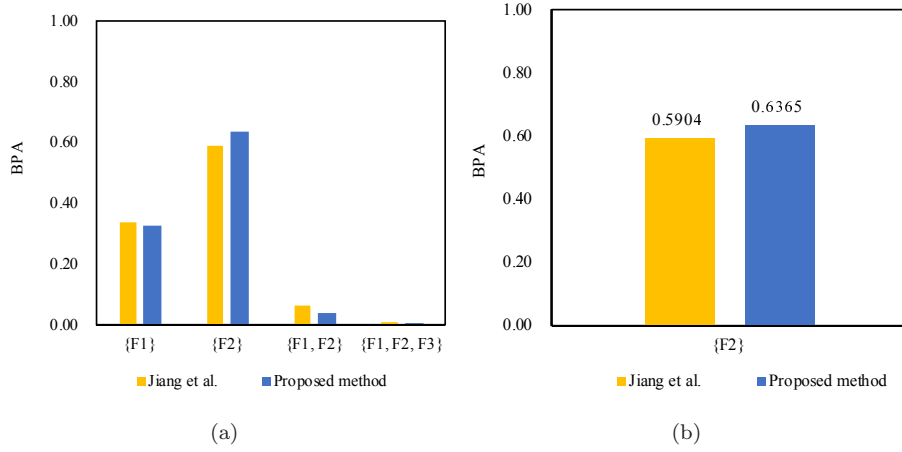


Figure 4: The comparison of different methods for motor rotor fault diagnosis at $3X$ frequency.

degrees allocated to the target F_2 fault type at $1X$, $2X$ and $3X$ frequencies are 88.61%, 96.21% and 59.04%, respectively, while the belief degrees allocated to the target F_2 fault type at $1X$, $2X$ and $3X$ frequencies by using the proposed method increase to 89.82%, 98.77% and 63.65%, respectively.

6. Conclusion

In this paper, by considering the discrepancy and conflict among evidences, a novel method for multi-sensor data fusion based on a new Generalised Belief Jensen-Shannon divergence measure method was proposed. The proposed method consisted of three main steps. Firstly, by taking into account the sufficiency and importance of the evidences, the reliability weight of each evidences was determined. Next, based on the above reliability weights of evidences, the presented Generalised Belief Jensen-Shannon divergence was utilised to measure the support degrees of evidences, which was regarded as the final weight. Afterwards, the final weights of the evidences were utilised to adjust the bodies of the evidences before using the Dempster's combination rule. Finally, an application in fault diagnosis demonstrated that the proposed method could diagnose the

faults more precisely.

Conflict of Interest

The author states that there are no conflicts of interest.

Acknowledgments

This research is supported by the National Natural Science Foundation of China (Nos. 61672435, 61702427, 61702426) and the 1000-Plan of Chongqing by Southwest University (No. SWU116007).

References

- [1] J. Hang, J. Zhang, M. Cheng, Fault diagnosis of wind turbine based on multi-sensors information fusion technology, *IET Renewable Power Generation* 8 (3) (2014) 289–298.
- [2] W. Jiang, C. Xie, M. Zhuang, Y. Shou, Y. Tang, Sensor data fusion with Z-numbers and its application in fault diagnosis, *Sensors* 16 (9) (2016) 1509.
- [3] G. Cheng, X.-h. Chen, X.-l. Shan, H.-g. Liu, C.-f. Zhou, A new method of gear fault diagnosis in strong noise based on multi-sensor information fusion, *Journal of Vibration and Control* 22 (6) (2016) 1504–1515.
- [4] H. Geng, Y. Liang, F. Yang, L. Xu, Q. Pan, Model-reduced fault detection for multi-rate sensor fusion with unknown inputs, *Information Fusion* 33 (2017) 1–14.
- [5] Z.-J. Zhang, C.-F. Lai, H.-C. Chao, A green data transmission mechanism for wireless multimedia sensor networks using information fusion, *IEEE Wireless Communications* 21 (4) (2014) 14–19.
- [6] W. Zhang, Z. Zhang, Belief function based decision fusion for decentralized target classification in wireless sensor networks, *Sensors* 15 (8) (2015) 20524–20540.
- [7] Z. Zhang, W. Zhang, H.-C. Chao, C.-F. Lai, Toward belief function-based cooperative sensing for interference resistant industrial wireless sensor networks, *IEEE Transactions on Industrial Informatics* 12 (6) (2016) 2115–2126.
- [8] F. Vandecasteele, B. Merci, S. Verstockt, Reasoning on multi-sensor geographic smoke spread data for fire development and risk analysis, *Fire Safety Journal* 86 (2016) 65–74.

- [9] M. Dong, D. He, Hidden semi-Markov model-based methodology for multi-sensor equipment health diagnosis and prognosis, *European Journal of Operational Research* 178 (3) (2007) 858–878.
- [10] F. Yang, H. Wei, Fusion of infrared polarization and intensity images using support value transform and fuzzy combination rules, *Infrared Physics & Technology* 60 (2013) 235–243.
- [11] X. Shen, P. K. Varshney, Sensor selection based on generalized information gain for target tracking in large sensor networks, *IEEE Transactions on Signal Processing* 62 (2) (2014) 363–375.
- [12] Y. He, X. Guan, G. Wang, Survey on the progress and prospect of multi-sensor information fusion, *Journal of Aeronautics*, 26 (4) (2005) 524–530.
- [13] Y. He, Multisensor information fusion with applications, *Fire Control Radar Technology*, 30 (6) (2000) 60–61.
- [14] Y. He, Y. Peng, Survey of multisensor data fusion models, *Journal of Tsinghua University (Sci & Tech)*, 9 (1996) 14–20.
- [15] D. Liu, Y. Zhu, N. Ni, J. Liu, Ordered proposition fusion based on consistency and uncertainty measurements, *Science China Information Sciences*, 60 (8) (2017) 082103:1-082103:19.
- [16] B. Walczak, D. Massart, Rough sets theory, *Chemometrics and Intelligent Laboratory Systems* 47 (1) (1999) 1–16.
- [17] L. Shen, F. E. Tay, L. Qu, Y. Shen, Fault diagnosis using rough sets theory, *Computers in Industry* 43 (1) (2000) 61–72.
- [18] L. A. Zadeh, Fuzzy sets, *Information and Control* 8 (3) (1965) 338–353.
- [19] H.-C. Liu, L. Liu, Q.-L. Lin, Fuzzy failure mode and effects analysis using fuzzy evidential reasoning and belief rule-based methodology, *IEEE Transactions on Reliability* 62 (1) (2013) 23–36.

- [20] W. Jiang, B. Wei, X. Liu, X. Li, H. Zheng, Intuitionistic fuzzy evidential power aggregation operator and its application in multiple criteria decision-making, *International Journal of Systems Science* 49 (3) (2018) 582–594.
- [21] Z. Zhang, Z. Hao, S. Zeadally, J. Zhang, B. Han, H.-C. Chao, Multiple attributes decision fusion for wireless sensor networks based on intuitionistic fuzzy set, *IEEE Access* 5 (2017) 12798–12809.
- [22] A. Mardani, A. Jusoh, E. K. Zavadskas, Fuzzy multiple criteria decision-making techniques and applications—Two decades review from 1994 to 2014, *Expert Systems with Applications* 42 (8) (2015) 4126–4148.
- [23] A. P. Dempster, Upper and lower probabilities induced by a multivalued mapping, *Annals of Mathematical Statistics* 38 (2) (1967) 325–339.
- [24] G. Shafer, A mathematical theory of evidence, *Technometrics* 20 (1) (1978) 106.
- [25] X. Deng, D. Han, J. Dezert, Y. Deng, Y. Shyr, Evidence combination from an evolutionary game theory perspective, *IEEE Transactions on Cybernetics* 46 (9) (2016) 2070–2082.
- [26] W. Jiang, Y. Chang, S. Wang, A method to identify the incomplete framework of discernment in evidence theory, *Mathematical Problems in Engineering* 2017 (2017) Article ID 7635972.
- [27] Z. Zhang, T. Liu, W. Zhang, Novel paradigm for constructing masses in Dempster–Shafer evidence theory for wireless sensor network’s multisource data fusion, *Sensors* 14 (4) (2014) 7049–7065.
- [28] J.-B. Yang, D.-L. Xu, Evidential reasoning rule for evidence combination, *Artificial Intelligence* 205 (2013) 1–29.
- [29] J.-B. Yang, D.-L. Xu, Interactive minimax optimisation for integrated performance analysis and resource planning, *Computers & Operations Research* 46 (2014) 78–90.

- [30] C. Fu, S.-L. Yang, An evidential reasoning based consensus model for multiple attribute group decision analysis problems with interval-valued group consensus requirements, *European Journal of Operational Research*, 223 (1) (2012) 167-176.
- [31] C. Fu, S.-L. Yang, An attribute weight based feedback model for multiple attributive group decision analysis problems with group consensus requirements in evidential reasoning context, *European Journal of Operational Research*, 212 (1) (2011) 179-189.
- [32] T. Bian, H. Zheng, L. Yin, Y. Deng, Failure mode and effects analysis based on D numbers and TOPSIS, *Quality and Reliability Engineering International* (2018) Article ID: QRE2268.
- [33] F. Xiao, An intelligent complex event processing with D numbers under fuzzy environment, *Mathematical Problems in Engineering* 2016.
- [34] L. A. Zadeh, A note on Z-numbers, *Information Sciences* 181 (14) (2011) 2923–2932.
- [35] B. Kang, G. Chhipi-Shrestha, Y. Deng, K. Hewage, R. Sadiq, Stable strategies analysis based on the utility of Z-number in the evolutionary games, *Applied Mathematics and Computation* 324 (2018) 202–217.
- [36] J. Ma, Qualitative approach to Bayesian networks with multiple causes, *IEEE Transactions on Systems, Man, and Cybernetics-Part A: Systems and Humans* 42 (2) (2012) 382–391.
- [37] S. Xu, W. Jiang, X. Deng, Y. Shou, A modified Physarum-inspired model for the user equilibrium traffic assignment problem, *Applied Mathematical Modelling* 55 (2018) 340–353.
- [38] C. Fu, D.-L. Xu, S.-L. Yang, Distributed preference relations for multiple attribute decision analysis, *Journal of the Operational Research Society* 67 (3) (2016) 457–473.

- [39] W. Jiang, C. Xie, M. Zhuang, Y. Tang, Failure mode and effects analysis based on a novel fuzzy evidential method, *Applied Soft Computing* 57 (2017) 672–683.
- [40] X. Fan, M. J. Zuo, Fault diagnosis of machines based on D–S evidence theory. Part 1: D–S evidence theory and its improvement, *Pattern Recognition Letters* 27 (5) (2006) 366–376.
- [41] K. Yuan, F. Xiao, L. Fei, B. Kang, Y. Deng, Modeling sensor reliability in fault diagnosis based on evidence theory, *Sensors* 16 (1) (2016) 113.
- [42] F. Xiao, A novel evidence theory and fuzzy preference approach-based multi-sensor data fusion technique for fault diagnosis, *Sensors* 17 (2017) 1–20.
- [43] W. Jiang, B. Wei, X. Liu, X. Li, H. Zheng, Intuitionistic fuzzy power aggregation operator based on entropy and its application in decision making, *International Journal of Intelligent Systems* 33 (1) (2018) 49–67.
- [44] F. Xiao, An improved method for combining conflicting evidences based on the similarity measure and belief function entropy, *International Journal of Fuzzy Systems* (1) (2017) 1–11.
- [45] C. Fu, D.-L. Xu, M. Xue, Determining attribute weights for multiple attribute decision analysis with discriminating power in belief distributions, *Knowledge-Based Systems* 143 (1) (2018) 127–141.
- [46] W. Jiang, S. Wang, An uncertainty measure for interval-valued evidences, *International Journal of Computers Communications & Control* 12 (5) (2017) 631–644.
- [47] T. Denoeux, A k-nearest neighbor classification rule based on Dempster–Shafer theory, *IEEE Transactions on Systems, Man, and Cybernetics* 25 (5) (1995) 804–813.

- [48] J. Ma, W. Liu, P. Miller, H. Zhou, An evidential fusion approach for gender profiling, *Information Sciences* 333 (2016) 10–20.
- [49] Z.-g. Liu, Q. Pan, J. Dezert, A. Martin, Adaptive imputation of missing values for incomplete pattern classification, *Pattern Recognition* 52 (2016) 85–95.
- [50] P. Dutta, Uncertainty modeling in risk assessment based on Dempster–Shafer theory of evidence with generalized fuzzy focal elements, *Fuzzy Information and Engineering* 7 (1) (2015) 15–30.
- [51] T. Liu, Y. Deng, F. Chan, Evidential supplier selection based on DEMATEL and game theory, *International Journal of Fuzzy Systems* (2017) 1–13.
- [52] X. Zheng, Y. Deng, Dependence assessment in human reliability analysis based on evidence credibility decay model and IOWA operator, *Annals of Nuclear Energy* 112 (2018) 673–684.
- [53] W. Jiang, T. Yang, Y. Shou, Y. Tang, W. Hu, Improved evidential fuzzy c-means method, *Journal of Systems Engineering and Electronics* 29 (1) (2018) 187–195.
- [54] L. A. Zadeh, A simple view of the Dempster–Shafer theory of evidence and its implication for the rule of combination, *AI Magazine* 7 (2) (1986) 85.
- [55] E. Lefevre, O. Colot, P. Vannoorenberghe, Belief function combination and conflict management, *Information Fusion* 3 (2) (2002) 149–162.
- [56] X. Deng, W. Jiang, An evidential axiomatic design approach for decision making using the evaluation of belief structure satisfaction to uncertain target values, *International Journal of Intelligent Systems* 33 (1) (2018) 15–32.
- [57] D. Han, Y. Deng, C.-Z. Han, Z. Hou, Weighted evidence combination based on distance of evidence and uncertainty measure, *Journal of Infrared & Millimeter Waves* 30 (5) (2011) 396–400.

- [58] P. Smets, The combination of evidence in the transferable belief model, *IEEE Transactions on Pattern Analysis and Machine Intelligence* 12 (5) (1990) 447–458.
- [59] R. R. Yager, On the Dempster–Shafer framework and new combination rules, *Information Sciences* 41 (2) (1987) 93–137.
- [60] D. Dubois, H. Prade, Representation and combination of uncertainty with belief functions and possibility measures, *Computational Intelligence* 4 (3) (1988) 244–264.
- [61] C. K. Murphy, Combining belief functions when evidence conflicts, *Decision Support Systems* 29 (1) (2000) 1–9.
- [62] Y. Deng, W. Shi, Z. Zhu, Q. Liu, Combining belief functions based on distance of evidence, *Decision Support Systems* 38 (3) (2004) 489–493.
- [63] Z. Zhang, T. Liu, D. Chen, W. Zhang, Novel algorithm for identifying and fusing conflicting data in wireless sensor networks, *Sensors* 14 (6) (2014) 9562–9581.
- [64] K. Yuan, F. Xiao, L. Fei, B. Kang, Y. Deng, Conflict management based on belief function entropy in sensor fusion, *SpringerPlus* 5 (1) (2016) 638.
- [65] J. Lin, Divergence measures based on the shannon entropy, *IEEE Transactions on Information theory* 37 (1) (1991) 145–151.
- [66] P. Lamberti, A. Majtey, A. Borras, M. Casas, A. Plastino, Metric character of the quantum Jensen–Shannon divergence, *Physical Review A* 77 (5) (2008) 052311.
- [67] X. Z. Guo, X. L. Xin, Partial entropy and relative entropy of fuzzy sets, *Fuzzy Systems and Mathematics* 19 (2) (2005) 97–102.