

ADAPTING REDUCED MODELS IN THE CROSS-ENTROPY METHOD

P. HÉAS *

Abstract. This paper deals with the estimation of rare event probabilities using importance sampling (IS), where an *optimal* proposal distribution is computed with the cross-entropy (CE) method. Although, IS optimized with the CE method leads to an efficient reduction of the estimator variance, this approach remains unaffordable for problems where the repeated evaluation of the score function represents a too intensive computational effort. This is often the case for score functions related to the solution of a partial differential equation (PDE) with random inputs. This work proposes to alleviate computation by adapting a score function approximation along the CE optimization process. The score function approximation is obtained by selecting the surrogate of lowest dimensionality, whose accuracy guarantees to pass the current CE optimization stage. The adaptation of the surrogate relies on certified upper bounds on the error norm. An asymptotic analysis provides some theoretical guarantees on the efficiency and convergence of the proposed algorithm. Numerical results demonstrate the gain brought by the adaptive method in the context of pollution alerts and a system modeled by a PDE.

Key words. Rare event simulation, importance sampling, cross-entropy optimization, reduced basis, certified error bound, partial differential equation.

1. Introduction. The accurate estimation of the probability of a rare event with standard Monte Carlo typically requires the evaluation of a score function for a very large set of points: the number of points is of the order of the inverse of the sought rare event probability. The evaluation of the score function for this very large set becomes particularly infeasible if for each point a computationally expensive model is involved.

IS is a variance reduction strategy for Monte Carlo estimation. The idea is to sample from a biasing distribution, such that fewer samples are necessary to obtain the same accuracy of the rare event probability than with standard Monte Carlo. The bias introduced by the sampling from the biasing distribution is corrected by reweighing the samples in the IS estimator.

The key of the performance of IS lies in the choice of the problem-dependent so-called *biasing* or *proposal* distribution. Although the optimal biasing distribution that leads to a zero variance IS estimator is closed-form, computing this zero-variance density is not straightforward since it requires the sought probability of the rare event. The CE method [1, 2, 3, 4] provides an efficient way to approximate this zero-variance density within a parametric family of probability distributions. The CE method searches the *optimal* biasing distribution, in the sense that it will minimise the Kullback-Leibler divergence from the zero-variance density among the feasible distributions. Even though, computing the biasing distribution with the CE method may still be prohibitive if the model involved in the score function is computationally demanding.

This paper is concerned by the following question: can we save computational power by using score function approximations in the CE method? Several works recommend score function approximations in order to speedup rare event probability estimation. In particular, score function approximations have already been put forward in IS [5, 6, 7, 8, 9].¹ Nevertheless, to the best of our knowledge, the methods

*INRIA Rennes - Bretagne Atlantique and IRMAR UMR - 6625, campus universitaire de Beaulieu, 35042 Rennes, France. (patrick.heas@inria.fr).

¹We note that such approximations have also been studied in the context of multilevel split-

proposed in [12] and [13] are the unique works directly concerned by the raised question and providing partial answers. The authors in [12] define a sequence of auxiliary “low-fidelity CE methods” using a set of score function approximations. The auxiliary low-fidelity CE methods are then run sequentially in order to pre-condition the standard CE method defined with the original score function. Under certain conditions on score function approximations, the pre-conditioning guarantees that the number of iterations is lowered at each of the auxiliary CE method levels, or at worst remains identical. Nevertheless, using this pre-conditioner does not necessarily guarantee a reduction of the global computational cost for computing the biasing distribution. The pre-conditioner is in fact an initialization strategy rather than a way of integrating and adapting the score function approximations in the CE method. Computational power may still be spoilt in the case an accurate estimate is not needed at some levels of the pre-conditioning sequence. In [13], the authors propose an IS estimator based on an hybrid “low-fidelity / high-fidelity CE method”. The idea is to approximate the score function, by dividing the probability space into two sub-domains. Region which are close in some sense to the rare event are evaluated with the high-fidelity model. The remaining part of the probability space is evaluated using a low-cost surrogate model. However, parameters of the proposed algorithms are exposed to arbitrariness, leading to non-certified sub-domain discrimination, which in turns implies the computation of a sub-optimal biasing distribution.

In this work, we propose an adaptive CE algorithm which converges almost surely to the optimal biasing distribution. The score function approximation is adapted at each iteration of the CE method, depending on the needed accuracy. As for the certified reduced-basis evaluation of failure probability in [14], the method adapts score function approximations exploiting upper bounds on the error norm of the reduced model. We focus on *reduced basis* (RB) approximations, for which there exists an extensive literature on the computation of *a priori* or *a posteriori* error estimates for approximation of the solution of a PDE using RB, see *e.g.*, [15]. Besides, we also provide an asymptotic analysis showing that under mild conditions *i)* for each of the algorithm iterations, the squared coefficient of variation (SCV) of the IS estimator is the minimal achievable with the current score function approximation, *ii)* the convergence is guaranteed towards the optimal biasing distribution in at most the same number of iterations as the standard CE method. This proves that the adaptive CE method lowers the bound on the global computational cost, and moreover that the adaptive strategy is in some sense optimal.

The paper is organized as follows. Section 2 recalls the basics of IS for rare event estimation with the CE method. It then introduces score function approximations and reduced models. In Section 3, we present state-of-the-art approaches, and in particular the method pre-conditioning the CE method. We then propose in Section 4 our adaptive algorithm. A theoretical result attesting of the asymptotic performance of our adaptive method is given in Section 5. We provide details on the proof of the proposed theorem in the appendices. Section 6 presents the numerical evaluation in the case of rare event probability estimation related to a pollution alert problem. We finally provide concluding remarks in a last section.

2. Efficient Rare Event Estimation by Importance Sampling. We assume that X is a random element taking its values in \mathbb{R}^p and denote by μ its probability

ting [10, 11]. However, an exhaustive discussion of all possible combinations of alternative estimation techniques with score function approximations is out of the scope of this work.

distribution. We denote by A the set of rare events of interest, and we assume that

$$A = \{x \in \mathbb{R}^p : \phi(x) \geq \gamma^*\},$$

for some real number γ^* and for a score function $\phi : \mathbb{R}^p \rightarrow \mathbb{R}$. The probability of the rare event $X \in A$ is defined as $p_A = \langle \mathbb{1}_A, \mu \rangle$, where $\langle \cdot, \mu \rangle$ denotes an integration with respect to the probability measure μ . We look for an estimator of p_A where γ^* is large so that $p_A \ll 1$. We assume that we know how to draw m independent and identically distributed (i.i.d.) samples x_1, \dots, x_m from μ .

2.1. First Ingredient: the Cross-Entropy Method. The naive Monte-Carlo (MC) estimator of the rare event probability is

$$p_A^{MC} = \frac{1}{m} \sum_{i=1}^m \mathbb{1}_A(x_i). \quad (2.1)$$

This estimator is unbiased. Its relative error is measured by SCV of the estimator, which is

$$\frac{\mathbb{E}[(p_A^{MC} - p_A)^2]}{p_A^2} = \frac{1}{m} \left(\frac{1}{p_A} - 1 \right) \stackrel{p_A \ll 1}{\simeq} \frac{1}{mp_A}$$

so that we need $m > p_A^{-1}$ for a relative error smaller than one.

Let $\text{supp}(\mu) = \{x \in \mathbb{R}^p : \mu(x) > 0\}$ be the support of the distribution μ . For a biasing distribution ν with $\text{supp}(\mu) \subseteq \text{supp}(\nu)$, the IS estimator $p_{A,\nu}^{IS}$ of p_A is

$$p_{A,\nu}^{IS} = \frac{1}{m} \sum_{i=1}^m \mathbb{1}_A(z_i) \frac{\mu(z_i)}{\nu(z_i)}, \quad (2.2)$$

with m i.i.d. samples z_1, \dots, z_m from ν . It is easy to see that $p_{A,\nu}^{IS}$ is an unbiased estimator of p_A . Its SCV is

$$\frac{\mathbb{E}[(p_{A,\nu}^{IS} - p_A)^2]}{p_A^2} = \frac{1}{mp_A^2} \text{var}(\mathbb{1}_A \frac{\mu}{\nu}, \nu). \quad (2.3)$$

The optimal biasing distribution ν_A^* yielding a zero-variance estimator (*i.e.*, a zero SCV) is

$$\nu_A^* = \frac{\mathbb{1}_A \mu}{p_A}. \quad (2.4)$$

Unfortunately, it depends on the rare event probability p_A we want to estimate. Now, consider a set of parametrized densities $\mathcal{V} = \{\nu^\theta : \theta \in \Theta\}$. The CE method [1] optimizes for a parameter $\theta^* \in \Theta$ such that the corresponding distribution $\nu_A^{\theta^*}$ minimizes the Kullback-Leibler divergence from the zero-variance density ν_A^* :

$$\nu_A^{\theta^*} \in \arg \min_{\nu^\theta \in \mathcal{V}} \langle \ln \frac{\nu_A^*}{\nu^\theta}, \nu_A^* \rangle. \quad (2.5)$$

In the desirable situation where $\nu_A^* \in \mathcal{V}$, a minimizer θ^* of (2.5) is such that $\nu_A^{\theta^*} = \nu_A^*$. Using (2.4), the optimization problem (2.5) can be rewritten as

$$\nu_A^{\theta^*} \in \arg \max_{\nu^\theta \in \mathcal{V}} \langle \mathbb{1}_A \ln \nu^\theta, \mu \rangle. \quad (2.6)$$

Solving the stochastic counterpart of (2.6)

$$\hat{\nu}_A^{\theta^*} \in \arg \max_{\nu^\theta \in \mathcal{V}} \frac{1}{m} \sum_{i=1}^m \mathbb{1}_A(x_i) \ln \nu^\theta(x_i), \quad (2.7)$$

with m i.i.d. samples x_1, \dots, x_m from μ , typically fails because (2.7) is affected by the rareness of the event $\mathbb{1}_A(X) = 1$, just as for the naive MC estimator (2.1). To circumvent this effect, starting from the initial distribution $\nu_0 = \mu$ and for some parameter $\rho \in (0, 1)$, the CE method estimates sequentially a sequence of nested events

$$A_1 \supseteq A_2 \supseteq \dots \supseteq A, \quad (2.8)$$

such that $A_{j+1} = \{x \in \mathbb{R}^p : \phi(x) \geq \gamma(\nu_j, \rho, \phi)\}$ with the $(1 - \rho)$ -quantile

$$\gamma(\nu_j, \rho, \phi) = \max\{s \in \mathbb{R} : \langle \mathbb{1}_{\phi(\cdot) \geq s}, \nu_j \rangle \geq \rho\} = \max\{s \in \mathbb{R} : \langle \mathbb{1}_{\phi(\cdot) < s}, \nu_j \rangle \leq 1 - \rho\},$$

and jointly updates the biasing distribution ν_j according to

$$\nu_j \in \arg \max_{\nu^\theta \in \mathcal{V}} \langle \mathbb{1}_{A_j} \frac{\mu}{\nu_{j-1}} \ln \nu^\theta, \nu_{j-1} \rangle. \quad (2.9)$$

In words, the occurrence of the event $\mathbb{1}_{A_j}(X) = 1$ where X is a random variable of distribution ν_{j-1} tends on the one hand to decrease since we have $A_{j-1} \supseteq A_j$. On the other hand, it tends to increase since, according to (2.8) - (2.9), ν_j is nearer (in terms of cross-entropy) from ν_A^* than ν_{j-1} . Typically, a proper setting for this tradeoff will yield a stable occurrence of the event $\mathbb{1}_{A_j}(X) = 1$ within the algorithm iterations. Then, if the set A_1 and the initial distribution are chosen so that the event $\mathbb{1}_{A_1}(X) = 1$ is not rare, we can typically expect that the solution of the stochastic counterpart of problem (2.9) will be a “good” approximation of ν_j , and that the CE method will yield a “good” approximation of ν_A^* .

2.2. Second Ingredient: Score Function Approximations. We consider a *high-fidelity* model $f^* : \mathbb{R}^p \rightarrow \mathbb{R}^q$ parametrized by $x \in \mathbb{R}^p$. Let $\mathcal{X} \subset \mathbb{R}^p$ be the parameter space. Furthermore, we assume that we have at our disposal a set of model evaluations $\{f^*(x_i)\}_{i=1}^N$, so-called *snapshots*, corresponding to N representative samples x_i of the parameter space \mathcal{X} . We focus in this work on reduced modeling strategies, which uses the set of snapshots to construct an approximation subspace V_K for the set $\{f^*(x) : x \in \mathcal{X}\}$. Typical examples of such strategies are the common greedy RB methods or principal orthogonal decomposition (POD). Those standard techniques usually generate the approximation subspace V_K together with a sequence of nested RB spaces $V_1 \subset V_2 \subset \dots \subset V_K$, of increasing dimension $d_k = \dim(V_k)$. A set $\{f^{(k)}(x_i)\}_{i=1}^N$ of low-dimensional approximations of the snapshot $f^*(x_i)$, also called reduced models or surrogates, is then computable using the sequence of nested subspaces. For instance, $f^*(x_i)$ can be a finite element discretization of a PDE and $f^{(k)}(x_i)$ some *Petrov-Galerkin* or *least-square* RB approximation [15]. We will adopt the following general notations: we assume available a hierarchy $\mathcal{F} = \{f^{(1)}, f^{(2)}, \dots, f^{(K)}, f^{(K+1)}\}$ of models defined over \mathbb{R}^p and taking their values in \mathbb{R}^q , the high-fidelity model $f^{(K+1)} = f^*$ being the last element of the set. The hierarchy of model is such that for $k = 1, \dots, K$, we have $d_k < d_{k+1} \in \mathcal{K}$, with $d_{K+1} = q$ and \mathcal{K} denoting a prescribed set of ordered positive integers lower or equal to q .

From the computational standpoint, in the case $f^\star(x)$ is a finite element discretization of an elliptic PDE with r affine dependences in the bilinear form parametrized by x , computing a Petrov-Galerkin reduced-basis approximation $f^{(k)}$ at point x requires off-line $\mathcal{O}(rd_k q^2)$ operations and, more importantly, it requires on-line $\mathcal{O}(d_k^2(r + d_k))$ operations. Computing the high-fidelity solution requires instead $\mathcal{O}(q^3)$ operations, which suggests that an important computation gain for RB approximation if $d_k \ll q$. We remark that the complexity is slightly higher for a least-square reduced-basis approximation. The possibility to devise an off-line/on-line decomposition relies on the assumption of affine parametric dependence. Nevertheless, similar low on-line complexities are achievable in the case of non-affine parametric dependence using approximations by means of the *empirical interpolation method*. We refer to [15] for details and further extensions to the case of non-linear PDEs with non-affine parametric dependences.

Finally, we assume a score function $\phi : \mathbb{R}^p \rightarrow \mathbb{R}$ of the form $\phi(x) = h(f^\star(x))$, where $h : \mathbb{R}^q \rightarrow \mathbb{R}$. Using the reduced models, we define score function approximations $\phi^{(k)} : \mathbb{R}^p \rightarrow \mathbb{R}$ as $\phi^{(k)}(x) = h(f^{(k)}(x))$. Therefore, the hierarchy \mathcal{F} is related to a sequence of approximations $\mathcal{M} = \{\phi^{(1)}, \phi^{(2)}, \dots, \phi^{(K)}, \phi^{(K+1)}\}$, where the $(K+1)$ -th element is the original score function $\phi^{(K+1)} = \phi$.

2.3. Third Ingredient: Error Bounds. For any $x \in \mathcal{X}$, we further assume that we can compute on-line for $k = 1, \dots, K$ an error bound of the form

$$\|f^\star(x) - f^{(k)}(x)\|_2 \leq \epsilon_k(x), \quad (2.10)$$

with a complexity independent of the high-fidelity model dimension. Although the evaluation of error bounds can be in some cases expensive, error estimators for RB approximation involves generally low-complexity computations and are largely employed to steer adaptive schemes, see *e.g.*, [15] and references therein. Indeed, taking advantage of the previously introduced off-line/on-line decomposition, it is typically possible to compute efficiently for any $x \in \mathcal{X}$ a local error bound for each subspace approximation. *A posteriori error estimates* [15] are computable on-line with a quadratic complexity in d_k and r . More precisely, the error norm of the RB approximation is bounded by the ratio of the dual norm of the residual and the stability factor. The dual norm of the residual can typically be evaluated on-line with $\mathcal{O}(r^2 d_k^2)$ operations, exploiting affine [15, Chapter 3.7] or approximate affine [15, Chapter 10.4] parametric dependence. On the other hand, provided an off-line characterization by *interpolatory radial basis functions*, the stability factor term is evaluated on-line with a complexity linear in the number of interpolation points and independent of q .

Now, in the case h is a bounded linear function, by definition of an operator norm, we have $|\phi(x) - \phi^{(k)}(x)| \leq \|h\|_{2,2} \|f^\star(x) - f^{(k)}(x)\|_2$. In the case h is the sup norm, using the triangular inequality and the fact that $f^\star(x) \in \mathbb{R}^q$ with q finite, we obtain $|\phi(x) - \phi^{(k)}(x)| \leq \|f^\star(x) - f^{(k)}(x)\|_\infty \leq \|f^\star(x) - f^{(k)}(x)\|_2$. Using the error estimate (2.10), we can then bound the error on any subset \mathcal{Z} of \mathcal{X} :

$$\forall x \in \mathcal{Z}, \quad |\phi(x) - \phi^{(k)}(x)| \leq \alpha_k(\mathcal{Z}) = c \max_{x' \in \mathcal{Z}} \epsilon_k(x'). \quad (2.11)$$

where $c = \|h\|_{2,2}$ or $c = 1$ respectively for linear operators or for the sup norm. We mention that the *goal-oriented* adaptive strategy proposed in [14] refines the error bound estimate (2.11). The idea of such a strategy is to directly rely on a posteriori estimates of the score function approximation error in order to infer a sequence of subspaces yielding fine approximations of the score function close to the set of rare events of interest and coarse approximations far away from it.

3. State-of-the-Art Recipes. Stirring one after the other the two first ingredients in IS, we obtain the standard and the pre-conditioned CE algorithms. Note that we review hereafter algorithms which are certified to converge to the optimal biasing distribution. In consequence, we do not detail the hybrid method suggested in [13], although it relies on the same ingredients and is related, up to some extent.

3.1. Standard CE Algorithm. The standard CE method is exposed in Algorithm 1. At the j -th iteration, given $\rho_j \in (0, 1)$, a sample size m_j and a proposal ν_j , the algorithm builds the empirical $(1 - \rho_j)$ -quantile

$$\gamma(\hat{\nu}_j, \rho_j, \phi) = \max\{s \in \mathbb{R} : \left(\frac{1}{m_j} \sum_{i=1}^{m_j} \mathbb{1}_{\phi(z_i) < s}\right) \leq 1 - \rho_j\}, \quad (3.1)$$

where z_1, \dots, z_{m_j} are i.i.d. samples from ν_j . The initial proposal is simply $\nu_0 = \mu$. The next proposals are obtained by solving (3.3), which is a MC approximation of the cross-entropy minimization problem (2.9). The sequence of ν_j 's is then used to build a sequence of stochastic events satisfying, as the set (2.8), a nesting property $\hat{A}_1 \supseteq \hat{A}_2 \supseteq \dots \supseteq A$, where \hat{A}_j 's are defined as

$$\hat{A}_j = \{x \in \mathbb{R}^p : \phi(x) \geq \min(\gamma(\hat{\nu}_{j-1}, \rho_{j-1}, \phi), \gamma^*)\}. \quad (3.2)$$

On the other hand, the algorithm imposes at each iteration the condition (3.4). This condition specifies that quantiles will increase at each of the algorithm iterations of at least $\delta > 0$, *i.e.*, that the algorithm will produce a finite number of nested sets \hat{A}_j 's. This condition is used to prove the convergence of the algorithm as shown in Section 5. To guarantee the validity of (3.4) at each iteration, we use an upgraded version of the CE algorithm first proposed in [2, Algorithm 5.2]. The difference with the basic CE method [4, Algorithm 2.1] is that the algorithm adapts at the j -th iteration the parameter ρ_j and the sample size m_j defining the sequence of nested events (3.2). This adaptation is presented in Algorithm 2. It consists in checking if ρ_j can be diminished to meet the condition (3.4). Otherwise the sample size m_j is increased (and thus new samples are drawn) by factor say $\beta = 1.25$ until the condition is satisfied. The success of this adaptation step is guaranteed by the asymptotic analysis exposed in Section 5.

At each of the J iteration, the evaluation of the $\phi(z_i)$'s in Algorithm 1 or in Algorithm 2 requires $\mathcal{O}(mq^3)$ operations. It represents in general the most computational demanding step of the CE algorithm. In the favorable situation where the problem (3.3) boils down to the resolution of a linear system (*e.g.*, for \mathcal{V} being the family of p -dimensional Gaussians, see Section 6.3), an update of the proposal density requires $\mathcal{O}(p^3)$ operations, yielding for $p \ll q$ the overall complexity $\mathcal{O}(Jmq^3)$.

3.2. Pre-conditioned CE Algorithm. In the multi-fidelity method proposed in [12] and detailed in Algorithm 3, the biasing densities are refined solving a sequence of “low-fidelity CE methods”. The k -th optimization problem of this sequence is the CE method defined with score function approximation $\phi^{(k)} \in \mathcal{M}$ instead of ϕ , with \mathcal{M} gathering in principle any type of surrogates. The strategy proposed by the authors is to use the distribution obtained as the solution of k -th optimization problem of this sequence as an initialization for the problem at level $k + 1$. After running sequentially the K “low-fidelity CE methods”, the solution is obtained by running the standard CE method initialized with the K -th optimization problem's solution.

Algorithm 1 - Standard CE Algorithm [2]

input parameters: (m, ρ, δ)

- Draw $m_0 = m$ i.i.d. samples z_1, \dots, z_{m_0} from ν_0 and compute $\phi(z_i)$'s.

- Set $j = 0, \rho_0 = \rho$.

while $\gamma(\hat{\nu}_j, \rho_j, \phi) < \gamma^*$ **do**

- Set $j = j + 1$.

- Solve

$$\nu_j \in \arg \max_{\nu^\theta \in \mathcal{V}} \frac{1}{m_{j-1}} \sum_{i=1}^{m_{j-1}} \mathbb{1}_{\hat{A}_j}(z_i) \frac{\mu(z_i)}{\nu_{j-1}(z_i)} \ln \nu^\theta(z_i). \quad (3.3)$$

- Draw $m_j = m_{j-1}$ i.i.d. samples z_1, \dots, z_{m_j} from ν_j and compute $\phi(z_i)$'s.

- Using Algorithm 2, adapt ρ_j and m_j s.t.

$$\gamma(\hat{\nu}_j, \rho_j, \phi) \geq \bar{\gamma}, \quad (3.4)$$

with $\bar{\gamma} = \min\{\gamma^*, \gamma(\hat{\nu}_{j-1}, \rho_{j-1}, \phi) + \delta\}$ and $\varphi = \phi$.

end while

- Set $J = j + 1$.

- Set $\hat{\nu}_A^{\theta^*}$ as the solution ν_J of (3.3) where A substitutes for \hat{A}_J .

- Draw m_{J-1} i.i.d. samples $z_1, \dots, z_{m_{J-1}}$ from $\hat{\nu}_A^{\theta^*}$ and compute $\phi(z_i)$'s.

- Compute $p_{A, \nu_A^{\theta^*}}^{IS}$ using (2.2) for $\nu = \hat{\nu}_A^{\theta^*}$.

Algorithm 2 - Adaptation of ρ_j and m_j

- Set $\rho_j = \rho_{j-1}$

while (3.4) does not hold **do**

if $\exists \bar{\rho}$ satisfying $\gamma(\hat{\nu}_j, \bar{\rho}, \varphi) \geq \bar{\gamma}$ **then**

- Set ρ_j as the largest existing $\bar{\rho}$.

else

- $m_j = \lceil \beta m_j \rceil$ for some real $\beta > 1$.

- Draw m_j i.i.d. samples z_1, \dots, z_{m_j} from ν_j and compute $\varphi(z_i)$'s.

end if

end while

Algorithm 3 - Pre-conditioned CE algorithm [12]

input parameters: $(m, \rho, \delta, \mathcal{M})$

- $\nu_0 = \mu$.

for level $k = 1, \dots, K + 1$ **do**

- Substitute ϕ by $\phi^{(k)}$ in Algorithm 1.

- Compute $\nu^k = \hat{\nu}_A^{\theta^*}$ with Algorithm 1 initialized with ν_0 .

- $\nu_0 = \nu^k$.

end for

- Compute $p_{A, \nu_A^{\theta^*}}^{IS}$ using (2.2) for $\nu = \hat{\nu}_A^{\theta^*}$.

We remark that at each iteration, the pre-conditioned method invokes Algorithm 1, which resorts itself to the adaptation step performed by Algorithm 2. This occurs in particular in the first K iterations of Algorithm 3. We notice that if one of

the K score function approximations is upper bounded by a value lower than γ^* , a straightforward implementation of Algorithm 3 will yield a non convergent estimator. Indeed, in such a situation, there will exist an index j' such that for any $j \geq j'$ the condition $\gamma(\hat{\nu}_j, \rho_j, \phi^{(k)}) \geq \min\{\gamma^*, \gamma(\hat{\nu}_{j-1}, \rho_{j-1}, \phi^{(k)}) + \delta\}$ will never hold even for an infinite sample size. To avoid this pathological case, the adaptation of the sample size is avoided in the K first iterations of Algorithm 3 and replaced by an increment of k , *i.e.*, a refinement from $\phi^{(k)}$ to $\phi^{(k+1)}$.

The main advantage of the pre-conditioned CE algorithm is that, using this sound initialization, Algorithm 1 (where $\phi^{(k)}$ substitutes ϕ) typically converges at level k in only a few iterations. As shown in [12] and mentioned in the following, some guarantees can be obtained under mild conditions on the number of iterations saved at each of the $K + 1$ levels of Algorithm 3. Since this saving occurs in particular at the last level (*i.e.*, at K), it partially alleviates the computational bottleneck induced by calling too many times the high-fidelity model. Nevertheless, the algorithm complexity remains of $\mathcal{O}(Jmq^3)$, as for the standard CE method. However, to obtain the initialization of Algorithm 3 at the last level, K optimization problems need first to be solved, each one of them targeting a solution of the form (2.6) where $\phi^{(k)}$ substitutes ϕ . In fact, the proposed pre-conditioning does not necessarily guarantee a decrease of the global computational cost of the CE method.

4. Recipe for an Adaptive CE Method. To overcome this limitation, we propose in the following to incorporate the third ingredient and adapt the score function approximation at each level of the CE optimization process.

4.1. The Proposed Algorithm. We present the proposed CE adaptive method in Algorithm 4. It relies on a *relaxed* set of events defined for $j \geq 0$ as

$$\hat{A}_{j+1}^{(k_j)} = \{x \in \mathbb{R}^p : \phi^{(k_j)}(x) \geq \min\left(\gamma(\hat{\nu}_j, \rho_j, \phi^{(k_j)}) - 2\alpha_{k_j}(\hat{\nu}_j), \gamma^* + \alpha_{k_j}(\hat{\nu}_j)\right)\}. \quad (4.1)$$

The sequences of k_j 's, ρ_j 's and ν_j 's are determined by the algorithm adaptation step and we assume that we can compute easily the error bound

$$\alpha_k(\hat{\nu}_j) = c \max_{i=1, \dots, m_j} \epsilon_{k_j}(z_i), \quad (4.2)$$

where c is the constant in (2.11) and z_1, \dots, z_{m_j} are i.i.d. samples from ν_j . The idea behind Algorithm 4 is to compute, as for the standard CE method, a sequence of (ν_j, ρ_j) 's satisfying (3.4) or equivalently a sequence of nested events \hat{A}_{j+1} including the target set of rare events A . This computation should rely as much as possible on the score function approximations and be controlled by their error estimates. In other words, the philosophy is to exploit the approximations and error bounds to adapt sequences of k_j 's, ρ_j 's and ν_j 's so that the set $\hat{A}_{j+1}^{(k_j)}$ is the smallest set satisfying the inclusion $\hat{A}_{j+1}^{(k_j)} \supseteq \hat{A}_{j+1}$.

The general structure of Algorithm 4 is pretty much similar to the standard CE scheme. Indeed, on the one hand, the sequence of proposals are optimized solving (4.3) in place of (3.3), *i.e.*, solving a MC approximation of the cross-entropy minimization problem (2.9) using the $\phi^{(k_j)}$ in place of the original score function ϕ . On the other hand, the adaptation step is done by Algorithm 5 in place of Algorithm 2. In a very analogous manner to the latter algorithm, Algorithm 5 checks if ρ_j can be diminished to satisfy a nesting property and agree with an error tolerance, taking the form of conditions (4.4) and (4.5).

Algorithm 4 - Adaptive CE algorithm

input parameters: $(m, \rho, \delta, \mathcal{M})$

- Draw $m_0 = m$ i.i.d. samples z_1, \dots, z_{m_0} from μ .
- Set $j = 0, k_0 = 0, \nu_0 = \mu$ and $\rho_0 = \rho$.
- Compute $\phi^{(k_j)}(z_i)$'s and $\alpha_{k_j}(\hat{\nu}_j)$.

while $\gamma(\hat{\nu}_j, \rho_j, \phi^{(k_j)}) < \gamma^* + \alpha_{k_j}(\hat{\nu}_j)$ **do**

- Set $j = j + 1$.
- Solve

$$\nu_j \in \arg \max_{\nu^\theta \in \mathcal{V}} \frac{1}{m_{j-1}} \sum_{i=1}^{m_{j-1}} \mathbb{I}_{\hat{A}_j^{(k_{j-1})}}(z_i) \frac{\mu(z_i)}{\nu_{j-1}(z_i)} \ln \nu^\theta(z_i). \quad (4.3)$$

- Draw $m_j = m_{j-1}$ i.i.d. samples z_1, \dots, z_{m_j} from ν_j .
- Compute $\phi^{(k_j)}(z_i)$'s and $\alpha_{k_j}(\hat{\nu}_j)$.
- Find $\rho_j > 0, m_j$, and the smallest $k_j \in \{k : \phi^{(k)} \in \mathcal{M}\}$ such that

$$\alpha_{k_j}(\hat{\nu}_j) \leq \alpha_{k_{j-1}}(\hat{\nu}_{j-1}), \quad (4.4)$$

$$\gamma(\hat{\nu}_j, \rho_j, \phi^{(k_j)}) \geq \min\{\gamma^* + \alpha_{k_j}(\hat{\nu}_j), \bar{\gamma}\}, \quad (4.5)$$

with Algorithm 5 where $\bar{\gamma} = \gamma(\hat{\nu}_{j-1}, \rho_{j-1}, \phi^{(k_{j-1})}) + 2\alpha_{k_{j-1}}(\hat{\nu}_{j-1}) + \delta$.

end while

- Set $J = j + 1$.
 - Set $\hat{\nu}_A^{\theta^*}$ as the solution ν_J of (4.3) where A substitutes for $\hat{A}_J^{(k_{J-1})}$.
 - Draw m_{J-1} i.i.d. samples $z_1, \dots, z_{m_{J-1}}$ from $\hat{\nu}_A^{\theta^*}$ and compute $\phi(z_i)$'s.
 - Compute $p_{A, \nu_A^{\theta^*}}^{IS}$ using (2.2) for $\nu = \hat{\nu}_A^{\theta^*}$.
-

Algorithm 5 - Adaptation of ρ_j, m_j and k_j

- Set $\rho_j = \rho_{j-1}, k_j = k_{j-1}$.

while (4.4) and (4.5) do not hold **do**

if $(k_j < K)$ **then**

- if $\gamma^* + \alpha_{k_j}(\hat{\nu}_j) < \bar{\gamma}$ then $(\lambda, \zeta) = (\gamma^*, 2)$ else $(\lambda, \zeta) = (\bar{\gamma}, 1)$.
- Compute $\hat{\tau}(\lambda, j, \zeta)$ defined in (4.6).

if $\hat{\tau}(\lambda, j, \zeta) > 0$ **then**

- Adapt ρ_j and m_j using Algorithm 2 with $\varphi = \phi^{(k_j)}$.

else

- Set $k_j = k_j + 1$ and compute $\phi^{(k_j)}(z_i)$'s.

end if

else

- Adapt ρ_j and m_j using Algorithm 2 with $\varphi = \phi$.

end if

- Compute $\alpha_{k_j}(\hat{\nu}_j)$.

end while

As proved in Section 5, the existence of a feasible ρ_j at the approximation level k_j is guaranteed for some specific (λ, ζ) by the positivity of

$$\hat{\tau}(\lambda, j, \zeta) = \hat{\rho} - \max_{\gamma' \in [\hat{\gamma}_b, \hat{\gamma}_u]} \frac{1}{m_j} \sum_{i=1}^{m_j} \left(\tilde{\mathbb{I}}_{\phi^{(k_j)}(z_i) \in [\gamma', \gamma' + \zeta \alpha_{k_{j-1}}(\hat{\nu}_{j-1})]} \right), \quad (4.6)$$

where $\hat{\gamma}_b = \gamma(\hat{\nu}_j, \hat{\rho}, \phi^{(k_j)})$ and $\hat{\gamma}_u = \gamma(\hat{\nu}_j, \hat{\rho}, \phi^{(k_j)})$ with

$$\hat{\underline{\rho}} = \frac{1}{m_j} \sum_{i=1}^{m_j} \mathbb{I}_{\phi^{(k_j)}(z_i) \geq \lambda + \alpha_{k_j-1}(\hat{\nu}_{j-1})}, \quad \hat{\bar{\rho}} = \frac{1}{m_j} \sum_{i=1}^{m_j} \mathbb{I}_{\phi^{(k_j)}(z_i) \geq \lambda - \alpha_{k_j-1}(\hat{\nu}_{j-1})}.$$

$\tilde{\mathbb{I}}_A$ is any continuous and locally Lipschitz² function approximating \mathbb{I}_A , identical to \mathbb{I}_A on A , *e.g.*, a spline approximation. Otherwise, if $\hat{\tau}(\lambda, j, \zeta) \leq 0$, the score function approximation $\phi^{(k_j)}$ is refined until the condition is satisfied. If at the finest level $k_j = K + 1$, *i.e.*, for $\phi^{(k_j)} = \phi$, the condition still does not hold, the sample size m_j is increased (and thus new samples are drawn) by a factor say $\beta = 1.25$. The success of this adaptation step is guaranteed by the asymptotic analysis exposed in Section 5. Algorithm 4 exits the loop alternating optimization of the proposal and adaptation when the condition $\gamma(\hat{\nu}_j, \rho_j, \phi^{(k_j)}) < \gamma^* + \alpha_{k_j}(\hat{\nu}_j)$ is fulfilled. We will see in Section 5 that this condition guarantees that the standard CE condition $\gamma(\hat{\nu}_j, \rho_j, \phi) < \gamma^*$ holds.

Finally, let us point out that problem (4.3) may be ill-conditioned, *i.e.*, that the solution ν_j might not be unique. The non-uniqueness might be in certain circumstances only the consequence of an insufficient sample size, the circumstances being determined by the parametric distribution family \mathcal{V} . This issue is discussed in the case of the p -dimensional Gaussian family in Section 6.4.

4.2. Computational Saving. In comparison to state-of-the-art, the main innovation of Algorithm 4 is that it adapts at each of its iteration the score function approximation to the current accuracy need. The proposed algorithm

- substitutes score function approximations directly within the core of the CE method;
- uses parsimoniously score function approximations guided by error estimates; in particular all score function approximations are not systematically used.

As for the standard CE algorithm, the computation of the score function or of its approximations represents the most computational intensive steps. Nevertheless, adapting surrogates intends to lower significantly the computational burden. In the final step, the evaluation of the high-fidelity score function for a set of samples is irrevocable for the computation of the rare probability estimate.

The algorithm complexity remains of $\mathcal{O}(Jmq^3)$, as for state-of-the-art CE methods. In theory, we note that if the bound on the maximum number of iterations of Algorithm 4 and Algorithm 1 are identical (and we will see that this is the case in the next section), then the worst computational load involved by the former is guaranteed to be lower or equal to the one involved by the latter. In practice, we expect a large number of iterations to be performed with the reduced models, *i.e.*, requiring only $\mathcal{O}(md_k^3)$ operations, in the usual setting where $r \leq d_k$ with r the number of affine parameters.

Let us point out that the error bounds are computed in $\mathcal{O}(mr^2d_k^2)$ operations. Therefore, this does not increase significantly the computational cost as long as $r^2 \ll d_k$. This regime is in general the only one suitable for importance sampling, which becomes very challenging in high dimensions as pointed out in [16]. Besides, we remark that the evaluation of $\hat{\tau}(\lambda, j, \zeta)$ at the core of the adaptation step involves a simple 1-dimensional minimization. Once the score function approximations have been computed, it can be solved with a negligible computational load using standard optimization techniques.

²The usefulness of the continuity and Lipschitz properties will be clarified in the asymptotic analysis of Section 5.

Finally, we remark that making an on-line adaptation of the directions (in addition of the dimension) of the RB spaces is prohibitive if we want to maintain an on-line cubic complexity in d_k , independent of the ambient dimension q . Indeed, updating a direction in the reduced model would require $\mathcal{O}(rd_k q^2)$ operations, see Section 2.2. Nevertheless, reconsidering the off-line/on-line decomposition paradigm, an adaptive enrichment of the RB spaces as proposed in [14] could enhance the algorithm's efficiency as long as the global cost for the adaptive construction is maintained comparable to the one required for the standard off-line RB construction. This possible algorithm enhancement is however out of the scope of the present work.

5. Asymptotic Analysis. We provide theoretical guarantees on the computational saving obtained with the proposed algorithm for a sufficiently large number of samples. We begin by introducing assumptions and reviewing state-of-the-art results.

5.1. Assumptions. We define the following assumptions.

Assumption A: For any $\nu^\theta \in \mathcal{V}$, $\text{supp}(\mu) \subseteq \text{supp}(\nu^\theta)$.

In words, Assumption A ensures that the domination relation $\text{supp}(\mu) \subseteq \text{supp}(\nu_A^{\theta^*})$, satisfied by the zero-variance density $\nu_A^{\theta^*}$ given by (2.6) is also satisfied for any feasible $\nu^\theta \in \mathcal{V}$. This assumption is trivially satisfied if densities in \mathcal{V} have an infinite support.

We remark that Assumption A implies that $\langle \mathbb{1}_A, \nu^\theta \rangle > 0$ for any $\nu^\theta \in \mathcal{V}$ as long as $\langle \mathbb{1}_A, \mu \rangle > 0$, *i.e.*, as long as the sought rare-event probability is non-zero. We mention that this assumption could be relaxed as done in [2].

Assumption B: We assume that

- i) the set Θ is compact;
- ii) for almost every θ , the function $\ln \nu^\theta$ is continuous on Θ ;
- iii) there exists a function $h : \mathbb{R}^p \rightarrow \mathbb{R}$ such that $\langle h, \mu \rangle < \infty$ and $|\ln \nu^\theta(x)| \leq h(x)$ for all $x \in \mathbb{R}^p$ and $\nu^\theta \in \mathcal{V}$;
- iv) for any $\gamma, b \in \mathbb{R}$, the function $z \in \mathbb{R}^p \rightarrow \tilde{\mathbb{I}}_{\phi^{(k)}(z) \in [\gamma, \gamma+b]}$ is continuous in z .

The properties i), ii) and iii) are satisfied by numerous family of distributions. To illustrate that, consider the Gaussian family $\mathcal{V} = \{\nu^\theta : \nu^\theta(x) = 1/\theta e^{(-\|x\|_2^2/\theta)}, \theta \in \Theta \subset \mathbb{R}^+\}$, where Θ is a compact which does not include zero. In this case, we verify that Assumption B holds, and in particular there exists a quadratic function h satisfying iii).

Concerning iv), we know by definition that for any set A the function $x \in \mathbb{R} \rightarrow \tilde{\mathbb{I}}_A(x)$ is continuous in x . In consequence, a sufficient (but not necessary) condition for the latter assumption is that the score function $z \in \mathbb{R}^p \rightarrow \phi(z)$ should be continuous in z .

5.2. Previous Results. We hereafter expose the convergence result for the standard CE method [2].

THEOREM 5.1 (Homem de Mello and Rubinstein, 2002). *Suppose that Assumptions A and B hold. Then, as $m_j \rightarrow \infty$,*

- *the biasing distribution $\hat{\nu}_A^{\theta^*}$ given by Algorithm 1 converges almost surely to (2.6) in a number of iterations lower or equal to*

$$\hat{J}_{\max} = \lceil \frac{\gamma^* - \gamma(\hat{\nu}_0, \rho_0, \phi)}{\delta} \rceil + 1 \quad (5.1)$$

- after the j -th iteration of Algorithm 1, if $\nu_{\hat{A}_j}^* \in \mathcal{V}$, then the SCV of the estimator (2.2) where ν_j substitutes for ν is

$$\frac{\mathbb{E}[(p_{A,\nu_j}^{IS} - p_A)^2]}{p_A^2} = \frac{p_{\hat{A}_j \setminus A}}{m_j p_A}.$$

The almost sure convergence in at most \hat{J}_{\max} iterations is proven in [2]. The result on the estimator SCV is straightforward, as detailed in Appendix C. We see that, the smaller the set $\hat{A}_j \setminus A$, the smaller the variance. Therefore, it is tempting to build a sequence \hat{A}_j tending quickly to A which would yield a drop-off on the estimator variance. However, the drawback of such a construction is that this approach can be expensive since it generally requires large values for the m_j 's. Indeed, the value of m_j may need in this situation to be increased significantly until it fulfils condition (3.4). In fact, there is a tradeoff between the value of m_j 's and parameter δ which imposes a minimal speed of convergence of the sequence of \hat{A}_j 's towards A .

We mention that the authors in [12, Proposition 1] slightly enhance the first statement of Theorem 5.1. They prove that, under mild conditions, the bound on the maximum number of iterations becomes lower or equal to \hat{J}_{\max} when their multi-fidelity approach is used to initialize the CE method. The assumption guaranteeing that the bound on the maximum number of iterations is lowered at level k (and in particular at the last level $K + 1$ using the high-fidelity model) is that $\langle \mathbb{1}_{\phi^{(k)}(\cdot) \geq \gamma(\nu^{k-1}, \rho, \phi^{(k)})}, \nu^{k-1} \rangle \geq \langle \mathbb{1}_{\phi^{(k)}(\cdot) \geq \gamma(\nu^{k-1}, \rho, \phi^{(k)})}, \mu \rangle$. In practice, this assumption holds if we can verify conditions on the score function approximation regularity and on its cumulative distribution with respect to the biasing densities in \mathcal{V} , see [12, Assumption 1 - 2]. Nevertheless, there exists no theoretical guarantees that the preconditioned method is more efficient than the standard method presented in Algorithm 1.

5.3. Our Result. We now present the theoretical guarantees obtained with the adaptive method in the asymptotic regime.

THEOREM 5.2. *Suppose that Assumptions A and B hold. Then, as $m_j \rightarrow \infty$,*

- *the biasing distribution $\hat{\nu}_A^{\theta^*}$ given by Algorithm 4 converges almost surely to (2.6) in at most \hat{J}_{\max} iterations, as the standard CE method;*
- *after the j -th iteration of Algorithm 4, if $\nu_{\hat{A}_j^{(k_{j-1})}}^* \in \mathcal{V}$, then the SCV of the estimator (2.2) where ν_j substitutes for ν is*

$$\frac{\mathbb{E}[(p_{A,\nu_j}^{IS} - p_A)^2]}{p_A^2} = \frac{1}{m_j p_A} \left(p_{\hat{A}_j \setminus A} + p_{\hat{A}_j^{(k_{j-1})} \setminus \hat{A}_j} \right);$$

It is the minimal achievable among all feasible $\hat{A}_j^{(k_{j-1})}$'s.

In the theorem, we call the tuple (ν_j, ρ_j, k_j) , or equivalently the set $\hat{A}_{j+1}^{(k_j)}$ given in (4.1) *feasible* if and only if (ν_j, ρ_j) satisfies (3.4). The first statement of this theorem proves the almost sure convergence of our algorithm towards the optimal biasing distribution in at most \hat{J}_{\max} iterations, as the standard CE algorithm. In this worst case scenario of \hat{J}_{\max} iterations, we deduce that Algorithm 4 will use less computation power than the standard CE method since it adapts reduced models at each iteration.

The second statement of this theorem shows that the squared coefficient of variations of the estimator (2.2) obtained with the biasing distribution at the j -th iteration of Algorithm 1 and Algorithm 4 are identical up to an additional term proportional to the probability of the set $\hat{A}_j^{(k_{j-1})} \setminus \hat{A}_j$. Furthermore, the statement claims that this probability is the minimal achievable among all feasible $\hat{A}_j^{(k_{j-1})}$. In other words, given the score functions approximation $\phi^{(k_{j-1})}$ and the worst-case error $\alpha_k(\hat{\nu}_j)$, the choice of the set $\hat{A}_j^{(k_{j-1})}$ is optimal at the j -th iteration in the sense that no other feasible set can yield a lower variance of the IS estimator.

5.4. Proof of Theorem 5.2.

5.4.1. First Statement: Convergence. *Proof.* This statement is a straightforward consequence of the two following propositions. \square

PROPOSITION 5.3. *Under assumption A and B, Algorithm 5 selects $\{\rho_j\}_{j=1}^J$, $\{k_j\}_{j=1}^J$ and $\{m_j\}_{j=1}^J$ such that the sequence $\{(\nu_j, \rho_j)\}_{j=1}^J$ produced by Algorithm 4 satisfies almost surely as $m_j \rightarrow \infty$ the condition*

$$\gamma(\nu_j, \rho_j, \phi) \geq \min\{\gamma^*, \gamma(\nu_{j-1}, \rho_{j-1}, \phi) + \delta\}. \quad (5.2)$$

The proof of Proposition 5.3 is detailed in Appendix A.2. It relies on the two following arguments. On the one hand, based on some consistency results of MC approximations, we show that, given some $\rho_{j-1} \in (0, 1)$, $\nu_{j-1}, \nu_j \in \mathcal{V}$ and $k_{j-1} \geq 0$, the approximation level k_j and variable ρ_j chosen by Algorithm 5 satisfy for m_j large enough the deterministic counterparts of conditions (4.4) and (4.5). On the other hand, we show that the latter conditions imply that (ν_j, ρ_j) satisfies (5.2).

PROPOSITION 5.4. *If the sequence $\{(\nu_j, \rho_j)\}_{j=1}^J$ satisfies (5.2) then under Assumption B, the biasing distribution $\hat{\nu}_A^{\theta^*}$ given by Algorithm 4 converges to the optimal one (2.6) almost surely as $m_j \rightarrow \infty$ in $J \leq \hat{J}_{\max}$ iterations.*

Proof. To show this result we introduce the deterministic counterpart of problem (4.3), that is

$$\arg \max_{\nu^\theta \in \mathcal{V}} \langle \mathbb{1}_{A_j^{(k_{j-1})}} \ln \nu^\theta, \mu \rangle, \quad (5.3)$$

where $A_j^{(k_{j-1})} =$

$$\{x \in \mathbb{R}^p : \phi^{(k_{j-1})}(x) \geq \min \left(\gamma(\nu_{j-1}, \rho_{j-1}, \phi^{(k_{j-1})}) - 2\alpha_{k_{j-1}}(\nu_{j-1}), \gamma^* + \alpha_{k_{j-1}}(\nu_{j-1}) \right)\}. \quad (5.4)$$

For ease of notations, we used in (5.4) (and will use from now) the simplified notation $\alpha_k(\nu_j)$, instead of $\alpha_k(\text{supp}(\nu_j))$ as defined in (2.11).

We show in Appendix A.1.1 that under Assumption B, the distribution ν_j in Algorithm 4 (the solution (4.3)) converges almost surely as $m_j \rightarrow \infty$ to the solution (5.3). This result corresponds to statement *iv*) of Proposition A.1. Moreover, because the sequence $\{(\nu_j, \rho_j)\}_{j=1}^J$ satisfies (5.2) according to Proposition 5.3, we have $\gamma(\nu_{j-1}, \rho_{j-1}, \phi) \leq \gamma(\nu_j, \rho_j, \phi) + \delta$ for $j = 1, \dots, J$. And at the $(J-1)$ -th iteration we

have $\gamma(\nu_{J-1}, \rho_{J-1}, \phi) \geq \gamma^*$. Thus, at the penultimate step of Algorithm 4, we reach the optimal distribution $\arg \max_{\nu \in \mathcal{V}} \langle \mathbb{1}_A \ln \nu^\theta, \mu \rangle$. Finally, it is clear from (5.2) and the almost sure convergence of quantile and error bound approximations (statements *i*) and *ii*) of Proposition A.1) that for m large enough, the number of iterations of the algorithm, *i.e.*, $J = \min\{j \geq 1 : \gamma(\hat{\nu}_j, \rho_j, \phi^{(k_j)}) \geq \gamma^* + \alpha_{k_j}(\hat{\nu}_j)\} + 1$, is upper bounded by \hat{J}_{\max} defined in (5.1), *i.e.*, $J \leq \hat{J}_{\max}$. \square

Relying on Remark 1 in Appendix A.1.3, we can compute in practice an upper bound on this maximum number of iteration

$$\hat{J}_{\max} \leq \lceil \frac{\gamma^* - \gamma(\hat{\nu}_0, \rho_0, \phi^{(k_0)}) - \alpha_{k_0}(\hat{\nu}_0)}{\delta} \rceil + 1,$$

without resorting to the high-fidelity model and the original score function ϕ .

5.4.2. Second Statement: Minimal Squared Coefficient of Variation.

We present hereafter the proof of the second part of Theorem 5.2, *i.e.*, which shows that, for a number of samples large enough, the squared coefficient of variation given by the theorem is the minimal achievable for all feasible $\hat{A}_j^{(k_{j-1})}$'s.

Proof. On the one hand, we show in Remark 2 of Appendix A.1.3, that by construction we have the inclusion $A_j^{(k_{j-1})} \supseteq A$. Moreover, from the almost sure convergence of quantile and error bound approximation (statements *i*) and *ii*) of Proposition A.1), we know that $\hat{A}_j^{(k_{j-1})}$ converges almost surely to $A_j^{(k_{j-1})}$ as $m \rightarrow \infty$. Therefore, we deduce that the inclusion $\hat{A}_j^{(k_{j-1})} \supseteq A$ holds asymptotically. This inclusion is a necessary condition to obtain a finite variance since we can not guarantee that $A \setminus \hat{A}_j^{(k_{j-1})} \not\subseteq \text{supp}(\mu)$ ³. On the other hand, by following the reasoning of Appendix C where $p_{\hat{A}_j^{(k_{j-1})}}$ substitutes for $p_{\hat{A}_j}$, we see that assuming $\nu_{\hat{A}_j^{(k_{j-1})}}^* \in \mathcal{V}$ and m_j large enough, the variance writes $\mathbb{E}[(p_{A, \nu_j}^{IS} - p_A)^2] = \frac{p_A}{m_j} (p_{\hat{A}_j^{(k_{j-1})}} - p_A)$.

Let us verify that this quantity is minimal among all feasible $\hat{A}_j^{(k_{j-1})}$. In Remark 3 of Appendix A.1.3, we show that a necessary condition is that $A_j^{(k_{j-1})} \supseteq A_j$. Since $A_j \supseteq A$, the probability $p_{A_j^{(k_{j-1})} \setminus A}$ is minimal if the probability $p_{A_j^{(k_{j-1})} \setminus A_j}$ is the lowest achievable. For m_j large enough, this is equivalent to search the minimal $p_{\hat{A}_j^{(k_{j-1})} \setminus \hat{A}_j}$ among all feasible $\hat{A}_j^{(k_{j-1})}$. The result follows since, by construction the set $\hat{A}_j^{(k_{j-1})}$ is the smallest feasible set such that $\hat{A}_j^{(k_{j-1})} \supseteq \hat{A}_j$, implying that the probability $p_{\hat{A}_j^{(k_{j-1})} \setminus \hat{A}_j}$ is the smallest achievable. \square

6. Numerical Evaluation: Pollution Alerts. We consider a mass transfer problem describing the behavior of pollutant released by industrial chimneys into the atmosphere, or by a plant in a river. The concentration of the pollutant evolves in a compact domain $\Omega \subseteq \mathbb{R}^2$. We are interested in the rare event probability that the

³Indeed, in the case we build a sequence of feasible $\hat{A}_j^{(k_{j-1})}$'s such that we have $\hat{A}_j^{(k_{j-1})} \not\supseteq A$ and $A \setminus \hat{A}_j^{(k_{j-1})} \subseteq \text{supp}(\mu)$, using the assumption $\nu_{\hat{A}_j^{(k_{j-1})}}^* \in \mathcal{V}$ we have the infinite variance $\mathbb{E}[(p_{A, \nu_j}^{IS} - p_A)^2] = \frac{1}{m_j} (\langle \mathbb{1}_A \frac{\mu}{\nu_j}, \mu \rangle - p_A^2) = \frac{1}{m_j} (p_{\hat{A}_j^{(k_{j-1})}} \langle \frac{\mathbb{1}_A}{\mathbb{1}_{\hat{A}_j^{(k_{j-1})}}}, \mu \rangle - p_A^2)$.

maximum value of the concentration of the pollutant exceeds a given value in the domain.

6.1. Physical Problem. As detailed in [15, Chapter 8.4], the evolution of the pollutant is modeled by an advection-diffusion-reaction equation, while the emission is described by a parametrized source term. The pollutant concentration function $f : \Omega \times \mathbb{R}^p \rightarrow \mathbb{R}^+$ is ruled by the following PDE:

$$\begin{cases} -\kappa_1 \Delta f(z, x) + b(z, x) \cdot \nabla f(z, x) + a_0 f(z, x) = s(z, x), & z \in \Omega \\ \kappa_1 \nabla f(z, x) \cdot n(z) = 0, & z \in \partial\Omega, \end{cases} \quad (6.1)$$

parametrized by the p -dimensional vector $x = (x_1^\top, x_2, x_3)^\top$ with $x_1 \in \mathbb{R}^{p-2}$ and $x_2, x_3 \in \mathbb{R}$. We considered the domain $\Omega = [0 \ 1] \times [0 \ 1/2]$. The normal to the domain boundary $\partial\Omega$ is denoted by vector $n(z)$, $\kappa_1 = 0.03$ represents the molecular diffusivity of the chemical species and $a_0 = 0.5$ represents the intensity of reaction processes. Here, $b(z, x)$ is a turbulent motion field parametrized by $p - 2$ coefficients gathered in vector x_1 . More precisely, $b(z, x)$ is the (zero-mean) divergence-free fractional Brownian motion (fBm) proposed in [17, Proposition 3.1] of Hurst exponent $H = \frac{1}{3}$, supplied by an additional constant field, see Figure 6.1. The fBm admits an affine parametrization with $p - 3$ real uncorrelated wavelet coefficients distributed according to the standard normal law, while the constant field is of unit magnitude and parametrized by a wind direction angle. The number of wavelet coefficients parameterizing the fBm is related to the number of elements considered in the truncated wavelet series, and in turns determines the motion field resolution. The source $s(z, x) = \exp\left(-\frac{(z_2 - x_2)^2 + (z_3 - x_3)^2}{\kappa_2^2}\right)$, with $z = (z_2, z_3)^\top \in \Omega$ describes the pollutant emission, characterized in terms of its position $(x_2, x_3)^\top$ and its spreading κ_2 . Parameter x will be drawn according to a p -dimensional Gaussian random distribution μ . The setup for the Gaussian parameters will be detailed in Section 6.4.

We consider the weak formulation of (6.1) and consider high-fidelity approximations $f^* : \Omega \times \mathbb{R}^p \rightarrow \mathbb{R}^+$ of its solutions via a finite-element method, see details in [15, Chapter 2.5].

We are interested in the rare event probability that the maximum value of the concentration of the pollutant over the domain exceeds a given value γ^* . We thus define the probability p_A with $A = \{x \in \mathbb{R}^p : \phi(x) \geq \gamma^*\}$, where the score function is defined as the sup norm, *i.e.*, $\phi(x) = \|f^*(\cdot, x)\|_\infty$.




FIG. 6.1. **Turbulent motion field.** For a sample x , motion $b(z, x)$ (left) decomposed into a constant field (middle) and a divergence-free fBm (right).

6.2. Reduced Basis Approximations. We use principal orthogonal decomposition (POD) to compute the set of nested approximation sub-spaces $\{V_k\}_{k=1}^K$, where $d_K = 250$. We use 2000 representative solutions, so-called snapshots. Since $s(z, x)$

is nonlinear in x , problem (6.1) does not fulfill the assumption of affine parametric dependence necessary to take advantage of the off-line/on-line decomposition. In consequence, we set up an approximate affine expansion by means of empirical interpolation method using 30 interpolation points. In this manner, we generate for any x and any k the d_k -dimensional RB approximation $f^{(k)}(z, x)$ of the high fidelity solution $f^*(z, x)$, see details in [15, Chapter 10.5]. Examples of reduced basis approximations are displayed in Figure 6.2. We fix a hierarchy of reduced model $f^{(k)} \in \mathcal{F}$ related to the set of dimensions \mathcal{K} . The different choices for the set \mathcal{K} will be detailed in Section 6.4. The a posteriori error estimate $\epsilon_k(x)$ at point x for the reduced model $f^{(k)}$ is computed using an off-line/on-line decomposition [15].

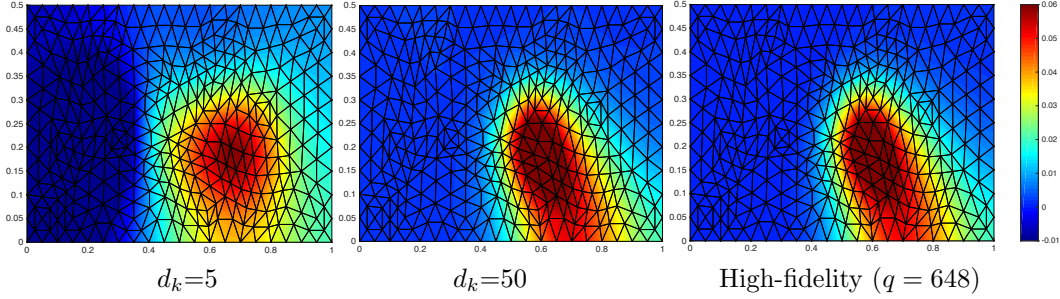


FIG. 6.2. **Approximation of pollutant concentration.** For a sample x , mesh and solution by Galerkin projections $f^{(k)}(z, x)$ or by the high-fidelity model $f(z, x)$ (with spreading $\kappa_2 = 0.15$).

Accordingly we derive for $k = 1, \dots, K$, the score function approximation from the RB approximation $f^{(k)}$ as $\phi^{(k)}(x) = \|f^{(k)}(\cdot, x)\|_\infty$. Using (4.2), this leads to bound the approximation error norm as $\alpha_k(\hat{\nu}) = \max_{i=1, \dots, m} \epsilon_k(z_i)$, where z_1, \dots, z_m are i.i.d. samples from $\nu \in \mathcal{V}$.

6.3. Parametrization of the CE methods. The set \mathcal{V} is chosen to be the family of p -dimensional normal distributions

$$\nu(\theta) = \frac{1}{\sqrt{|2\pi\Sigma_\nu|}} \exp\left(-\frac{1}{2}(x - m_\nu)^\top \Sigma_\nu^{-1}(x - m_\nu)\right)$$

parametrized by vector $\theta \in \mathbb{R}^{p(p+1)}$, gathering the components of the mean $m_\nu \in \mathbb{R}^p$ and of the covariance matrix $\Sigma_\nu \in \{M \in \mathbb{R}^{p \times p} : |M| \geq 0, M^\top = M\}$. On the one hand, we notice in this example that, unfortunately, the zero-variance biasing distribution ν_A^* defined in (2.4) does not belong to the Gaussian family \mathcal{V} . Therefore, we expect the optimal distribution $\nu_A^{\theta^*} \in \mathcal{V}$ to have a non-zero variance. On the other hand, this family presents the advantage to yield a closed-form solution ν_j to problem (4.3). Indeed, cancelling the gradient of the objective function of (4.3), we can show that the parameters $(m_{\nu_j}, \Sigma_{\nu_j})$ of the Gaussian distribution ν_j are solution of linear systems. More precisely, we find that m_{ν_j} is the solution of

$$\sum_{i=1}^{m_{j-1}} \mathbb{1}_{\hat{A}_j^{(k_{j-1})}}(z_i) \frac{\mu(z_i)}{\nu_{j-1}(z_i)} (z_i - m_{\nu_j}) = 0,$$

while Σ_{ν_j} solves

$$\sum_{i=1}^{m_{j-1}} \mathbb{1}_{\hat{A}_j^{(k_{j-1})}}(z_i) \frac{\mu(z_i)}{\nu_{j-1}(z_i)} (I_p - (z_i - m_{\nu_j})(z_i - m_{\nu_j})^\top \Sigma_{\nu_j}^{-1}) = 0, \quad (6.2)$$

where I_p is the p -dimensional identity matrix. We verify that the latter solution is feasible by construction, *i.e.*, symmetric and positive semi-definite. Nevertheless, these systems are full-rank (implying a unique solution) only if sufficient z_i 's (distributed according to ν_j) belong to the set $\hat{A}_j^{(k_{j-1})}$. Hopefully, it is straightforward to show that this happens for a sample size m_{j-1} large enough.

6.4. Experimental Setup. We detail in this section practical considerations concerning our numerical simulations.

Distribution μ is chosen to be an uncorrelated p -dimensional Gaussian of mean $(0.8 \ 0.15 \ 17\pi/18 \ 0 \ \dots \ 0)^\top$ and characterized by an identity covariance matrix. We design the following experimental benchmark.

Experiment	q	p	κ_2	γ^*	p_A
#1	648	3	0.25	1.76	1.3×10^{-6}
#2	648	3	0.25	1.8	1.2×10^{-10}
#3	17024	13	0.15	1.62	2.4×10^{-5}
#4	17024	21	0.15	1.62	2.1×10^{-5}

The solution of the discretized system, the RB approximations and the a posteriori error bounds are computed via the Matlab[®] toolbox “redbKIT” available at <http://redbkit.github.io/redbKIT>. We accelerate substantially a posteriori error estimation by rewriting the procedure with matrix products optimized for Matlab.

The rare event probabilities are estimated using:

- the **standard** CE method (Algorithm 1) described in [2],
- the **pre-conditioned** CE method (Algorithm 3) introduced in [12],
- the proposed **adaptive** CE method (Algorithm 4).

For each of these experiments, in order to obtain (an approximation of) p_A displayed in the previous table, we first compute reference probabilities by averaging $p_{A,\nu}^{IS}$ over a set of 30 estimates for experiment #1 and #2 (resp. 10 estimates for experiment #3 and #4), where each of the rare event probability estimates was obtained using the standard CE and a number of samples of $m = 10^4$. We consider a set of specific values of $m \in \mathcal{M} = \{10^3, 2 \times 10^3, 4 \times 10^3, 6 \times 10^3, 8 \times 10^3, 10^4\}$ and the set \mathcal{F} of models of dimension in the set \mathcal{K} . In particular, for experiment #1 and #2 we identify \mathcal{K} either to $\mathcal{K}_2 = \{150, q\}$, $\mathcal{K}_6 = \{50, 100, 150, 200, 250, q\}$ or $\mathcal{K}_{21} = \{50, 60, \dots, 250, q\}$, while for experiment #3 and #4 we identify \mathcal{K} either to $\mathcal{K}_2 = \{100, q\}$, $\mathcal{K}_5 = \{100, 125, 150, 175, q\}$ or $\mathcal{K}_8 = \{50, 75, 100, 125, 150, 175, 200, q\}$.

We finally provide some additional details on the parametrization of the CE methods. The initial quantile parameter is set to $\rho = 0.2$ and the minimal step size is chosen to be $\delta = 10^{-2}$. We avoid the general tendency of densities ratio in the IS estimate to go to infinity for large values of p [16], by setting the eigenvalues of the covariance matrix solving (6.2) to a minimal value of 5.10^{-5} for experiments #1, #2 and #3 and of 5.10^{-4} for experiment #4. Note that a similar strategy is adopted in [12].

Besides, we mention that in the context of the adaptive CE method, we substituted $\alpha_{k_{j-1}}(\hat{\nu}_{j-1})$ by $\alpha_{k_j}(\hat{\nu}_j)$ in $\bar{\gamma}$ appearing in (4.5) to avoid unreachable values of $\bar{\gamma}$ with the reduced model $f^{(k_j)}$ in the case the error comited with $f^{(k_{j-1})}$ is too large in the first levels of the hierarchy. In the worst-case scenario, this substitution will yield $2(\alpha_{k_{j-1}}(\hat{\nu}_{j-1}) - \alpha_{k_j}(\hat{\nu}_j))/\delta$ supplementary iterations in the adaptive CE method.

6.5. Results. The quality and efficiency of rare event estimation is evaluated according to the following criteria.

- **Variance.** The estimator SCV defined in (2.3) was approximated by the empirical average over 10 estimates of $(p_{A,\nu}^{IS} - p_A)^2 / p_A^2$. Here p_A denotes the reference probability computed previously and $p_{A,\nu}^{IS}$ denotes the current rare event probability estimate.
- **Runtime.** This measurement is obtained by averaging the algorithm's total runtime in seconds over a set of 10 rare event estimation processes. We use the 4 cores of a 2,8 GHz Intel Core i7 processor with 16 GB RAM running a Matlab[®] parallelized implementation.
- **Number of iterations.** The number of iterations at each level of the CE algorithms was averaged over a set of 10 rare event estimation processes.

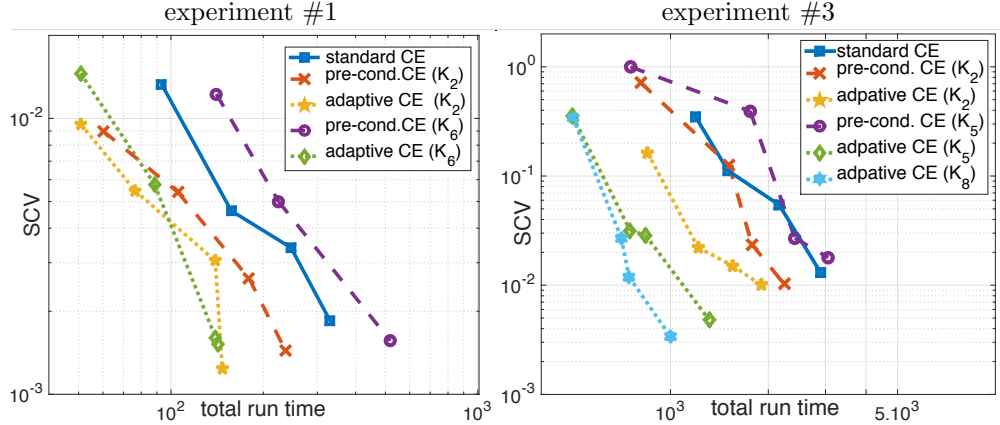


FIG. 6.3. *Evaluation in terms of variance and runtime.* Plots are obtained varying $m \in \mathcal{M}$ and $\mathcal{K} \in \{\mathcal{K}_2, \mathcal{K}_6\}$ (experiment #1) or $\mathcal{K} \in \{\mathcal{K}_2, \mathcal{K}_5, \mathcal{K}_8\}$ (experiment #3).

We show in Figure 6.3 the performance of the standard, pre-conditioned and adaptive algorithms in terms of the estimator's SVC as a function of the overall algorithm runtime. Plots are obtained by varying the sample size $m \in \mathcal{M}$ and $\mathcal{K} \in \{\mathcal{K}_2, \mathcal{K}_6\}$ for experiment #1 or $\mathcal{K} \in \{\mathcal{K}_2, \mathcal{K}_5, \mathcal{K}_8\}$ for experiment #3. The bar-plots of Figure 6.4 display the average number of iterations spent by the 3 different algorithms in each level of the reduced model hierarchies in the case $m = 10^4$ for experiments #1 and #2, $m = 8.10^3$ for experiment #3 and $m = 6.10^3$ for experiment #4.

We observe in Figure 6.3 that, in the case of experiment #1, the use of a hierarchy of reduced models can lower significantly the algorithm runtime while yielding a similar SCV for the IS estimator. The magnitude of the gain reaches nearly half a decade, although the problem is characterized by a relatively moderate ratio between the dimension of the high-fidelity model $q = 648$ and the dimensions of the reduced models. The pre-conditioned and the adaptive methods both achieve similar performances in the case of a 2-level hierarchy. However, in the case of a 6-level hierarchy, although the adaptive CE method still brings a significant gain, we remark that the pre-conditioned CE method fails in reducing (and even increases) the algorithm runtime. This illustrates the fact that adapting the reduced model accuracy in the CE method is mandatory to guarantee a runtime reduction in general. The bar-plots of Figure 6.4 show clearly that for \mathcal{K}_6 , some levels of the hierarchy used by the pre-conditioned algorithm are ignored by our adaptive method, and furthermore, that our method tends to perform fewer iterations on the selected levels of the hierarchy. According to Figure 6.3, the accuracy of the two methods is similar. We conclude

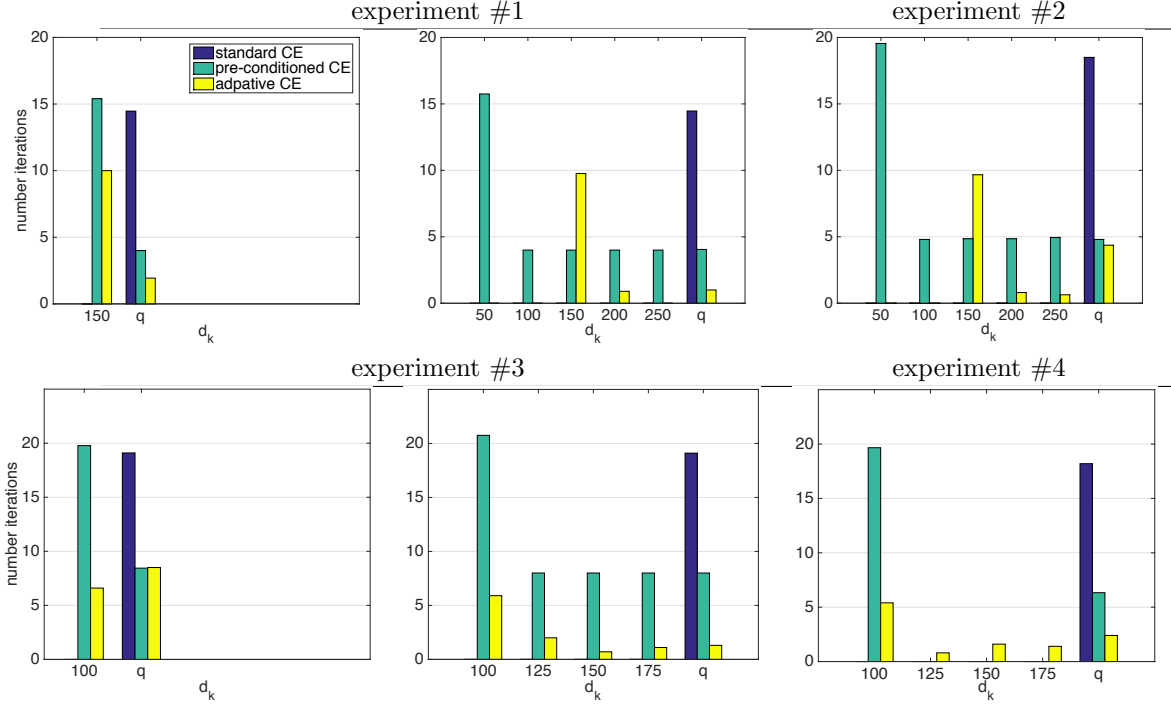


FIG. 6.4. **Evaluation in terms of iteration number** Average iteration number for the different algorithms at each level of the hierarchy of reduced models of dimension d_k in the set \mathcal{K}_2 , \mathcal{K}_5 or \mathcal{K}_6 (The most favorable hierarchy was chosen in experiment #4, i.e., \mathcal{K}_2 and \mathcal{K}_5 respectively for the pre-conditioned and the adaptive methods).

that, on the one hand, most of the levels used by the pre-conditioned method are useless and, on the other hand, it is unnecessary to iterate until convergence on each level of the hierarchy.

In experiment #2, we consider the lower probability in order of 10^{-10} (instead of 10^{-6} for experiment #1). Interestingly, in order to characterize this very rare event, the bar-plots of Figure 6.4 indicate that the adaptive method with $\mathcal{K} = \mathcal{K}_6$ performs identically as for experiment #1 on the first levels of the hierarchy (for $d_k = 50, 100, 150$ and 200), and adds only a few iteration on the last levels (for $d_k = 250$ and 648). This behavior contrasts with the pre-conditioned method which spoils several iterations at each level of the hierarchy to reach convergence. Moreover, we mention that, for the adaptive method, the run time acceleration is in order of $\times 2$ for experiment #1 and #2 (the SVC preserves the same order of magnitude). This is not the case for the pre-conditioned method, which slows down the estimation by a factor of about $2/3$ for experiment #1, while an acceleration of about $3/2$ is observed for experiment #2.

To push our analysis further, we investigate the influence of the number of levels of the hierarchy on runtime and SCV. The bar-plots of Figure 6.5 show the influence related to experiments #1 for a sample size of $m = 10^4$ with $\mathcal{K} \in \{\mathcal{K}_2, \mathcal{K}_6, \mathcal{K}_{21}\}$. We remark that the runtime of our adaptive method is stable as the number of levels in the hierarchy increase. The behavior of the pre-conditioned method is exactly at the opposite: runtime increases significantly with the number of levels. Nevertheless, this runtime stability or increase does not impact the quality of the estimation in experiments #1 as shown by the stable behavior of the SVC.

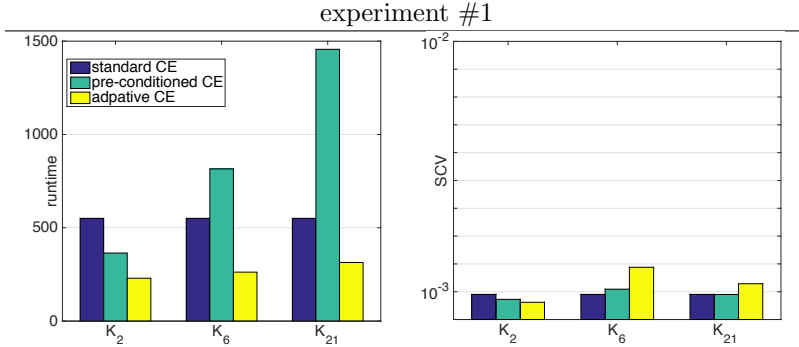


FIG. 6.5. *Influence of the number of levels of the hierarchy.* Results obtained with the different algorithms for a 2-, 6- or 21-level hierarchy denoted respectively K_2, K_6 or K_{21} for $m = 10^4$.

Plots of Figure 6.3 related to experiment #3, show the behavior of the algorithms when we increase by more than a factor 10 the dimensionality of both, the random field parameter and the simulation. More precisely, we substitute in model (6.1) a constant advection field ($p = 3$) for a divergence-free fBm ($p = 13$) and we increase the number of finite elements from $q = 648$ to $q = 17024$. We still observe in this high-dimensional setting the good performance of the adaptive method. The plot indicates that a hierarchy with at least 5 levels accelerates the rare event estimation process by a factor 3. Using only 2 levels in the hierarchy slightly reduces the gain brought by the adaptive method. The comparable performances obtained for a 5- or 8-level hierarchy confirm the weak sensitivity of the method to the number of levels. In contrast, the pre-conditioned CE algorithm fails to accelerate the estimation process. In the best scenario, a 2-level hierarchy only succeeds to reach the performance of the standard CE method. As attested by the bar-plots in Figure 6.4, these poor results are induced by the waste of iterations used to reach convergence at each level of the hierarchy, which in turns drives away the biasing density from the optimal one. On the contrary, the proposed method tends to distribute and spare the iterations among the different levels of the hierarchy.

As shown in Figure 6.3, the behavior of the three different algorithms remains similar for experiment #4 in terms of the number of iterations. However, the performances deteriorate significantly in terms of variance: the SCV of the adaptive or the standard methods increase by a factor 4 while the one related to the pre-conditioned method explodes by a factor 50. This deterioration occurring when the dimension of the parameter space is increased up to $p = 21$ is likely to be the effect of the curse of dimensionality prevailing for IS [16]. Nevertheless, the SCV of the adaptive method remains about 4 time smaller than the SVC of the standard method, suggesting that the adaptive method is likely to be less sensitive to high-dimension settings.

7. Conclusion. In this paper we have developed a computational strategy aiming to accelerate the IS estimation of a rare event probability, optimized with the CE method. At each level of the CE optimization process, a significant acceleration is obtained by adapting a surrogate score function to the need in accuracy. This need is quantified using certified bounds on the approximation error. An asymptotic analysis proves that the proposed algorithm is guaranteed to converge in a worst-case scenario faster than state-of-the-art methods and that the reduced model adaptation is optimal in the sense it yields the minimal achievable estimator variance. In agreement with these theoretical arguments, numerical simulations quantify the gain brought by the proposed algorithm on a challenging pollutant transfer problem, where the

high-fidelity score function is modeled by a PDE and surrogates using RB.

Appendix A. Elements of the Proof of Theorem 5.2. We provide some preliminary results used in Section 5.4 to prove Proposition 5.3 and in Section A.2 to prove Proposition 5.4. These propositions are the building blocks of Theorem 5.2.

A.1. Preliminary Results. We define $\Delta_{j,\ell} = \max(\tau(\gamma^*, j, 2), \tau(\bar{\gamma}_\ell, j, 1))$, where

$$\tau(\lambda, j, \zeta) = \rho_j - \max_{\gamma' \in [\gamma_b, \gamma_u]} \langle \tilde{\mathbb{I}}_{\phi^{(k_j)}(\cdot) \in [\gamma', \gamma' + \zeta \alpha_{k_j}(\nu_j)]}, \nu_j \rangle, \quad (\text{A.1})$$

with

$$\gamma_b = \gamma(\nu_j, \bar{\rho}_j, \phi^{(k_j)}) \quad \text{and} \quad \bar{\rho}_j = \langle \mathbb{I}_{\phi^{(k_j)}(\cdot) \geq \lambda - \alpha_{k_j}(\nu_j)}, \nu_j \rangle, \quad (\text{A.2})$$

$$\gamma_u = \gamma(\nu_j, \underline{\rho}_j, \phi^{(k_j)}) \quad \text{and} \quad \underline{\rho}_j = \langle \mathbb{I}_{\phi^{(k_j)}(\cdot) \geq \lambda + \alpha_{k_j}(\nu_j)}, \nu_j \rangle, \quad (\text{A.3})$$

$$\bar{\gamma}_\ell = \gamma(\nu_{j-1}, \rho_{j-1}, \phi^{(\ell)}) + 2\alpha_\ell(\nu_{j-1}) + \delta. \quad (\text{A.4})$$

A.1.1. Consistency of MC approximations. We have the following results.

PROPOSITION A.1. *As $m \rightarrow \infty$, almost surely*

- i) $\gamma(\hat{\nu}_j, \rho_j, \phi^{(k_j)})$ converges to $\gamma(\nu_j, \rho_j, \phi^{(k_j)})$,*
- ii) $\alpha_{k_j}(\hat{\nu}_j)$ converges to $\alpha_{k_j}(\nu_j)$,*
- iii) under Assumption B, $\hat{\tau}(\lambda, j, \zeta) \leq \tau(\lambda, j, \zeta)$,*
- iv) under Assumption B, (4.3) converges to (5.3).*

Proof. Statement *i)* is shown in [2]. Statement *ii)* follows from Borel Cantelli Lemma [18]. Indeed, denoting $M_{m_j} = \max(\epsilon_{k_j}(z_1), \dots, \epsilon_{k_j}(z_{m_j}))$ where z_i 's are i.i.d. samples of ν_j and denoting $a = \max_{z \in \text{supp}(\nu_j)} \epsilon_{k_j}(z)$, what needs to be shown is that $\lim_{m_j \rightarrow \infty} M_{m_j} = a$, with probability one. This happens to be the equivalent of a zero probability of the event $|M_{m_j} - a| > \tau$ occurs infinitely often as $m_j \rightarrow \infty$, for any $\tau > 0$. By Borel Cantelli Lemma, this holds if $\sum_{m_j=1}^{\infty} \langle \mathbb{I}_{|M_{m_j} - a| > \tau}, \nu_j \rangle < \infty$. Moreover, independence of the z_i 's imply that $\langle \mathbb{I}_{|M_{m_j} - a| > \tau}, \nu_j \rangle = \langle \mathbb{I}_{M_{m_j} < a - \tau}, \nu_j \rangle = (\langle \mathbb{I}_{\epsilon_{k_j}(z_i) < a - \tau}, \nu_j \rangle)^{m_j}$. We observe that by definition of a , for any $\tau > 0$, we always have $\langle \mathbb{I}_{\epsilon_{k_j}(z_i) < a - \tau}, \nu_j \rangle < 1$. Therefore, $\sum_{m_j=1}^{\infty} \langle \mathbb{I}_{|M_{m_j} - a| > \tau}, \nu_j \rangle = \frac{1}{1 - \langle \mathbb{I}_{\epsilon_{k_j}(z_i) < a - \tau}, \nu_j \rangle}$ is a convergent geometric series and we obtain the sought result.

We continue with statement *iii)*. This results follows from [19, Theorem 3.9], which ensures the almost sure convergence of the solution of the MC approximation (4.6) of the expectation minimisation problem (A.1). Indeed, let τ' , γ'_u , γ'_b and ρ'_j denote τ , γ_u , γ_b and ρ_j defined in (A.1) - (A.3) with $\alpha_{k_{j-1}}(\nu_{j-1})$ in place of $\alpha_{k_j}(\nu_j)$. On the one hand, due to statement *ii)* we know that $\alpha_{k_{j-1}}(\hat{\nu}_{j-1})$ converges to $\alpha_{k_{j-1}}(\nu_{j-1})$ and by construction that $\alpha_{k_{j-1}}(\nu_{j-1}) \geq \alpha_{k_j}(\nu_j)$. It follows from the law of large numbers and statement *i)* that as $m_j \rightarrow \infty$ we have $\hat{\rho} \rightarrow \rho'_j \leq \rho_j$, $[\hat{\gamma}_b, \hat{\gamma}_u] \rightarrow [\gamma'_b, \gamma'_u] \subseteq [\gamma_b, \gamma_u]$ and the cost to be maximized in (4.6) is lower or equal to the one in (A.1). On the other hand, we remark that function $(\gamma, z) \in \mathbb{R} \times \mathbb{R}^p \rightarrow \tilde{\mathbb{I}}_{\phi^{(k)}(z) \in [\gamma, \gamma + b]}$ (where $b \in \mathbb{R}$) is continuous and locally Lipschitz in γ . Furthermore, Assumption B ensures that this function is also continuous in z . We have thus verified the hypothesis [19, Assumption 3.4] required by the theorem, and therefore proved that $\hat{\tau} \rightarrow \tau'$ almost surely as $m_j \rightarrow \infty$. Therefore, as $m_j \rightarrow \infty$ we have almost surely that $\hat{\tau} \rightarrow \tau' \leq \tau$.

Finally, to show statement *iv)* we refer to the analysis used to establish the convergence of the standard CE method [2, Proposition 5.3]. The latter proposition relies

on the following statement: under Assumption B, assume a set $\hat{C} \subseteq \mathbb{R}^p$ converges almost surely as $m \rightarrow \infty$ towards $C \subseteq \mathbb{R}^p$; then almost surely we have that

$$\lim_{m \rightarrow \infty} \arg \max_{\nu^\theta \in \mathcal{V}} \frac{1}{m} \sum_{i=1}^m \mathbb{1}_{\hat{C}(z_i)} \frac{\mu(z_i)}{\nu_{j-1}(z_i)} \ln \nu^\theta(z_i) = \arg \max_{\nu^\theta \in \mathcal{V}} \langle \mathbb{1}_C \frac{\mu}{\nu_{j-1}} \ln \nu^\theta, \nu_{j-1} \rangle,$$

where z_i 's are *i.i.d.* samples drawn according to ν_{j-1} . Setting $\hat{C} = \hat{A}_j^{(k_{j-1})}$ and $C = A_j^{(k_{j-1})}$ and using the identity

$$\arg \max_{\nu^\theta \in \mathcal{V}} \langle \mathbb{1}_{A_j^{(k_{j-1})}} \frac{\mu}{\nu_{j-1}} \ln \nu^\theta, \nu_{j-1} \rangle = \arg \max_{\nu^\theta \in \mathcal{V}} \langle \mathbb{1}_{A_j^{(k_{j-1})}} \ln \nu^\theta, \mu \rangle,$$

we see that, to prove that approximation (4.3) converges almost surely towards the optimal solution (5.3), it is sufficient to show that the set $\hat{A}_j^{(k_{j-1})}$ converges almost surely towards $A_j^{(k_{j-1})}$. This is equivalent to show that $\gamma(\hat{\nu}_{j-1}, \rho_{j-1}, \phi^{(k_{j-1})})$ and $\alpha_{k_{j-1}}(\hat{\nu}_{j-1})$ converge almost surely towards $\gamma(\nu_{j-1}, \rho_{j-1}, \phi^{(k_{j-1})})$ and $\alpha_{k_{j-1}}(\nu_{j-1})$, which is precisely statement *i*) and *ii*). \square

A.1.2. Property of the Sequence of Biasing Distribution. Let us now show that if the sequence of $\{(\nu_j, \rho_j)\}_{j=0}^J$ built using the sets $A_j^{(k_{j-1})}$ (*i.e.*, using reduced models) satisfy some specific properties, then we have the guarantee that this sequence can be used to obtain the optimal biasing distribution.

PROPOSITION A.2. *Let $\rho_{j-1} \in (0, 1)$, $\nu_{j-1}, \nu_j \in \mathcal{V}$. For any and j, l , if $\Delta_{j,l} > 0$, then there exists $\rho_j \in (0, 1)$ satisfying the condition*

$$\gamma(\nu_j, \rho_j, \phi^{(k_j)}) \geq \min\{\gamma^* + \alpha_{k_j}(\nu_j), \bar{\gamma}_l\}. \quad (\text{A.5})$$

Moreover, if j, l satisfy $\alpha_{k_j}(\nu_j) \leq \alpha_\ell(\nu_{j-1})$, it implies (5.2).

The proof is detailed in Appendix B. By Proposition A.2, we see that, under the considered assumptions, if the relaxed sets defined in (5.4) satisfy (A.5), then the original sets $A_1 \supset A_2 \supset \dots \supset A_J = A$, are nested according to (5.2) where $J < J_{\max}$.

A.1.3. Some Remarks. We finally address a sequence of useful remarks. We begin by providing bounds for quantiles.

REMARK 1. *Let $\mathcal{Z} \subseteq \mathcal{X}$ and ℓ and k be indexes such that $\alpha_k(\mathcal{Z}) \leq \alpha_\ell(\mathcal{Z})$. We have $\phi(x) - \alpha_\ell(\mathcal{Z}) \leq \phi^{(k)}(x) \leq \phi(x) + \alpha_\ell(\mathcal{Z})$, $\forall x \in \mathcal{Z}$, implying that for any ν such that $\text{supp}(\nu) \subseteq \mathcal{Z}$, $\langle \mathbb{1}_{\phi(\cdot) < s - \alpha_\ell(\nu)}, \nu \rangle \leq \langle \mathbb{1}_{\phi^{(k)}(\cdot) < s}, \nu \rangle \leq \langle \mathbb{1}_{\phi(\cdot) < s + \alpha_\ell(\nu)}, \nu \rangle$, which in turns leads for any $\rho \in (0, 1)$ to*

$$\gamma(\nu, \rho, \phi) - \alpha_\ell(\nu) \leq \gamma(\nu, \rho, \phi^{(k)}) \leq \gamma(\nu, \rho, \phi) + \alpha_\ell(\nu). \quad (\text{A.6})$$

Next, we notice that the sequence of relaxed sets includes the sequence of original sets.

REMARK 2. *The definition of the sets implies the inclusion:*

$$A_j \subseteq A_j^{(k_{j-1})}, \quad \forall k_j \geq 0. \quad (\text{A.7})$$

Indeed, (A.6) implies that $\gamma(\nu_{j-1}, \rho_{j-1}, \phi) \geq \gamma(\nu_{j-1}, \rho_{j-1}, \phi^{(k_{j-1})}) - \alpha_{k_{j-1}}(\nu_{j-1})$. If $x \in A_j$, then we obtain that

$$\phi^{(k)}(x) + \alpha_{k_{j-1}}(\nu_{j-1}) \geq \phi(x) \geq \gamma(\nu_{j-1}, \rho_{j-1}, \phi) \geq \gamma(\nu_{j-1}, \rho_{j-1}, \phi^{(k_{j-1})}) - \alpha_{k_{j-1}}(\nu_{j-1}),$$

which yields that $\phi^{(k_{j-1})}(x) \geq \gamma(\nu_{j-1}, \rho_{j-1}, \phi^{(k_{j-1})}) - 2\alpha_{k_{j-1}}(\nu_{j-1})$, showing that $x \in A_j^{(k_j)}$ and therefore proving inclusion (A.7).

We then note that the each element of the sequence of relaxed sets includes A .

REMARK 3. By construction, we have $A \subseteq A_j$. Thus, condition (A.7) guarantees that $A \subseteq A_j^{(k_{j-1})}$. This condition is not only sufficient but also necessary to guarantee uniformly (over the class of certified reduced-models) that $A \subseteq A_j^{(k_{j-1})}$, the latter condition being as already mentioned mandatory to obtain a finite variance of the IS estimator. Indeed, if condition (A.7) does not hold, we can always build a reduced model with a maximum error α_{k_j} such that $A \not\subseteq A_j^{(k_{j-1})}$ although $A \subseteq A_j$.

A.2. Proof of Proposition 5.3. Proposition 5.3 is a corollary of Proposition A.1 and Proposition A.2. Indeed, according to Proposition A.2, a sufficient condition for the nesting (5.2), is:

- to select k_j such that

$$\alpha_{k_j}(\nu_j) \leq \alpha_{k_{j-1}}(\nu_{j-1}) \quad \text{and} \quad \Delta_{j,k_{j-1}} > 0, \quad (\text{A.8})$$

- to choose ρ_j satisfying (A.5).

We verify that Algorithm 5 searches at each iteration the smallest feasible k_j such that $\alpha_{k_j}(\hat{\nu}_j) \leq \alpha_{k_{j-1}}(\hat{\nu}_{j-1})$ and such that either $\hat{\tau}(\gamma^*, j, 2) > 0$ or $\hat{\tau}(\bar{\gamma}_{k_{j-1}}, j, 1) > 0$ holds. Statement *iii*) in Proposition A.1 shows that $\hat{\tau}(\gamma^*, j, 2) > 0$ or $\hat{\tau}(\bar{\gamma}_{k_{j-1}}, j, 1) > 0$ implies asymptotically that $\tau(\gamma^*, j, 2) > 0$ or $\tau(\bar{\gamma}_{k_{j-1}}, j, 1) > 0$, and consequently $\Delta_{j,k_{j-1}} > 0$. Thus, the algorithm chooses k_j such that $\Delta_{j,k_{j-1}} > 0$ holds for m_j large enough. On the other hand, we observe that Algorithm 5 imposes at each iteration that $\alpha_{k_j}(\hat{\nu}_j) \leq \alpha_{k_{j-1}}(\hat{\nu}_{j-1})$, which implies by statement *ii*) of Proposition A.1 that $\alpha_{k_j}(\nu_j) \leq \alpha_{k_{j-1}}(\nu_{j-1})$ for m_j large enough. In consequence, as $m_j \rightarrow \infty$, we distinguish two possible scenarios.

- A feasible $k_j \leq K$ exists such that (A.8) holds. Algorithm 2 adapts m_j and ρ_j to satisfy (4.5), which is asymptotically equivalent to (A.5) according to statements *i*) and *ii*) of Proposition A.1. Thus the nesting (5.2) holds asymptotically.
- No feasible $k_j \leq K$ exists such that (A.8) holds. Algorithm 5 sets $k_{j'} = K + 1$ (i.e., avoids score function approximations) for any $j' \geq j$. Thus, the adaptive CE method boils down in this case to the standard CE method and the nesting (5.2) holds asymptotically. \square

Appendix B. Proof of Proposition A.2.

The proposition follows from the following assertions.

- i*) If $\tau(\lambda, j, \zeta) > 0$ given in (A.1), then $\eta_{\lambda,j,\zeta} < \rho_\lambda$, where $\rho_\lambda = \langle \mathbb{1}_{\phi(\cdot) \geq \lambda}, \nu_j \rangle$ and

$$\eta_{\lambda,j,\zeta} = \langle \mathbb{1}_{\phi^{(k_j)}(\cdot) \in [\gamma(\nu_j, \rho_\lambda, \phi^{(k_j)}), \gamma(\nu_j, \rho_\lambda, \phi^{(k_j)}) + \zeta \alpha_{k_j}(\nu_j)]}, \nu_j \rangle.$$

- ii*) If $\eta_{\gamma^*,j,2} < \rho_{\gamma^*}$ (resp. $\eta_{\bar{\gamma}_\ell,j,1} < \rho_{\bar{\gamma}_\ell}$), then there exists $\rho \in (0, 1)$ such that $\gamma(\nu_j, \rho, \phi^{(k_j)}) \geq \gamma^* + \alpha_{k_j}(\nu_j)$ (resp. $\gamma(\nu_j, \rho, \phi^{(k_j)}) \geq \bar{\gamma}_\ell$), where $\bar{\gamma}_\ell$ is defined in (A.4).

iii) If there exist ℓ, k such that $\alpha_k(\nu_j) \leq \alpha_\ell(\nu_{j-1})$ and

$$\gamma(\nu_j, \rho_j, \phi^{(k)}) \geq \bar{\gamma}_\ell = \gamma(\nu_{j-1}, \rho_{j-1}, \phi^{(\ell)}) + 2\alpha_\ell(\nu_{j-1}) + \delta$$

then $\gamma(\nu_j, \rho_j, \phi) \geq \gamma(\nu_{j-1}, \rho_{j-1}, \phi) + \delta$.

We begin by proving *i*). Using Remark 1, and the definitions (A.2) and (A.3), we have that $\bar{\rho}_j \geq \rho_\lambda \geq \underline{\rho}_j$ and therefore from the definition of $\eta_{\lambda,j,\zeta}$ we obtain

$$\begin{aligned} \rho_\lambda - \eta_{\lambda,j,\zeta} &\geq \underline{\rho}_j - \eta_{\lambda,j,\zeta} \geq \underline{\rho}_j - \max_{\rho' \in [\underline{\rho}_j, \bar{\rho}_j]} \langle \mathbb{I}_{\phi^{(k_j)}(\cdot) \in [\gamma(\nu_j, \rho', \phi^{(k_j)}), \gamma(\nu_j, \rho', \phi^{(k_j)}) + \zeta \alpha_{k_j}(\nu_j)]}, \nu_j \rangle, \\ &\geq \underline{\rho}_j - \max_{\rho' \in [\underline{\rho}_j, \bar{\rho}_j]} \langle \tilde{\mathbb{I}}_{\phi^{(k_j)}(\cdot) \in [\gamma(\nu_j, \rho', \phi^{(k_j)}), \gamma(\nu_j, \rho', \phi^{(k_j)}) + \zeta \alpha_{k_j}(\nu_j)]}, \nu_j \rangle = \tau(\lambda, j, \zeta). \end{aligned}$$

Thus $\tau(\lambda, j, \zeta) > 0$ implies $\rho_\lambda - \eta_{\lambda,j,\zeta} > 0$. We continue by proving *ii*). If $\eta_{\gamma^*,j,2} < \rho_{\gamma^*}$, we have for $\rho \in (0, \rho_{\gamma^*} - \eta_{\gamma^*,j,2}]$

$$\begin{aligned} \gamma(\nu_j, \rho, \phi^{(k_j)}) &= \max\{s \in \mathbb{R} : \langle \mathbb{I}_{\phi^{(k_j)}(\cdot) < s}, \nu_j \rangle \leq 1 - \rho\}, \\ &\geq \max\{s \in \mathbb{R} : \langle \mathbb{I}_{\phi^{(k_j)}(\cdot) < s}, \nu_j \rangle \leq 1 - (\rho_{\gamma^*} - \eta_{\gamma^*,j,2})\}, \\ &= \max\{s \in \mathbb{R} : \langle \mathbb{I}_{\phi^{(k_j)}(\cdot) < s - 2\alpha_{k_j}(\nu_j)}, \nu_j \rangle \leq 1 - \rho_{\gamma^*}\}, \\ &\geq \max\{s \in \mathbb{R} : \langle \mathbb{I}_{\phi(\cdot) < s - \alpha_{k_j}(\nu_j)}, \nu_j \rangle \leq 1 - \rho_{\gamma^*}\}, \\ &= \gamma^* + \alpha_{k_j}. \end{aligned}$$

The first equality is the quantile definition, the second equality follows from the definition of $\eta_{\gamma^*,j,2}$ noticing that

$$\gamma(\nu_j, \rho_{\gamma^*,j}, \phi^{(k_j)}) + 2\alpha_{k_j}(\nu_j) = \max\{s \in \mathbb{R} : \langle \mathbb{I}_{\phi^{(k_j)}(\cdot) < s - 2\alpha_{k_j}}, \nu_j \rangle \leq 1 - \rho_{\gamma^*,j}\},$$

while the last one is obtained by making the change of variable $s' = s - \alpha_{k_j}$ in the definition of the quantile and using the definition of ρ_{γ^*} . The first inequality follows from the fact that the expectation $\langle \mathbb{I}_{\phi^{(k_j)}(\cdot) < s}, \nu_j \rangle$ is a non-decreasing function of s , while the last one is deduced from Remark 1. By an analogous reasoning, we find that

$$\begin{aligned} \gamma(\nu_j, \rho, \phi^{(k_j)}) &= \max\{s \in \mathbb{R} : \langle \mathbb{I}_{\phi^{(k_j)}(\cdot) < s}, \nu_j \rangle \leq 1 - \rho\}, \\ &\geq \max\{s \in \mathbb{R} : \langle \mathbb{I}_{\phi^{(k_j)}(\cdot) < s}, \nu_j \rangle \leq 1 - (\rho_{\bar{\gamma}_\ell} - \eta_{\bar{\gamma}_\ell,j,1})\}, \\ &= \max\{s \in \mathbb{R} : \langle \mathbb{I}_{\phi^{(k_j)}(\cdot) < s - \alpha_{k_j}(\nu_j)}, \nu_j \rangle \leq 1 - \rho_{\bar{\gamma}_\ell}\}, \\ &\geq \max\{s \in \mathbb{R} : \langle \mathbb{I}_{\phi(\cdot) < s}, \nu_j \rangle \leq 1 - \rho_{\bar{\gamma}_\ell}\} = \bar{\gamma}_\ell. \end{aligned}$$

Finally, the proof of assertion *iii*) is simply obtained by majoring $\gamma(\nu_j, \rho_j, \phi^{(k)})$ and minoring $\gamma(\nu_{j-1}, \rho_{j-1}, \phi^{(\ell)})$ using Remark 1. \square

Appendix C. Proof of the Second Statement of Theorem 5.1.

Assuming that $\nu_{\hat{A}_j}^* \in \mathcal{V}$ and m_j large enough, the variance writes

$$\begin{aligned} \mathbb{E}[(p_{A,\nu_j}^{IS} - p_A)^2] &= \frac{1}{m_j} \text{var}(\mathbb{I}_A \frac{\mu}{\nu_j}, \nu_j) = \frac{1}{m_j} \left(\langle (\mathbb{I}_A \frac{\mu}{\nu_j})^2, \nu_j \rangle - p_A^2 \right) \\ &= \frac{1}{m_j} \left(\langle \frac{\mathbb{I}_A \mu}{\nu_j}, \mu \rangle - p_A^2 \right) = \frac{1}{m_j} \left(p_{\hat{A}_j} \langle \frac{\mathbb{I}_A}{\mathbb{I}_{\hat{A}_j}}, \mu \rangle - p_A^2 \right) = \frac{p_A}{m_j} (p_{\hat{A}_j} - p_A), \end{aligned}$$

where the second equality follows from the fact that estimator (2.2) is unbiased, the fourth equality substitutes ν_j by the zero-variance density (2.4) because of the assumption $\nu_{\hat{A}_j}^* \in \mathcal{V}$ and the asymptotic hypothesis, and the fifth equality is obtained using the condition $\hat{A}_j \supseteq A$ fulfilled by the \hat{A}_j 's.

Acknowledgements

The author wishes to thank Frédéric Cérou and Mathias Rousset for fruit-full discussions on Monte-Carlo approximations and rare event simulation. He is also sincerely grateful to anonymous referees for their insightful comments which helped in improving the paper.

REFERENCES

- [1] Reuven Y Rubinstein, “Optimization of computer simulation models with rare events,” *European J. of Operational Research*, vol. 99, no. 1, pp. 89–112, 1997.
- [2] Tito Homem de Mello and Reuven Y. Rubinstein, “Rare event estimation for static models via cross-entropy and importance sampling,” 2002.
- [3] Reuven Y Rubinstein and Dirk P Kroese, *Simulation and the Monte Carlo method*, vol. 10, John Wiley & Sons, 2016.
- [4] Pieter-Tjerk De Boer, Dirk P Kroese, Shie Mannor, and Reuven Y Rubinstein, “A tutorial on the cross-entropy method,” *Annals of operations research*, vol. 134, no. 1, pp. 19–67, 2005.
- [5] Barron J Bichon, John M McFarland, and Sankaran Mahadevan, “Efficient surrogate models for reliability analysis of systems with multiple failure modes,” *Reliability Engineering & System Safety*, vol. 96, no. 10, pp. 1386–1395, 2011.
- [6] Vincent Dubourg, Bruno Sudret, and François Deheeger, “Metamodel-based importance sampling for structural reliability analysis,” *Probabilistic Engineering Mechanics*, vol. 33, pp. 47–57, 2013.
- [7] Benjamin Peherstorfer, Tiangang Cui, Youssef Marzouk, and Karen Willcox, “Multifidelity importance sampling,” *Computer Methods in Applied Mechanics and Engineering*, vol. 300, pp. 490 – 509, 2016.
- [8] Benjamin Peherstorfer and Karen Willcox, “Online adaptive model reduction for nonlinear systems via low-rank updates,” *SIAM J. on Scientific Computing*, vol. 37, no. 4, pp. A2123–A2150, 2015.
- [9] Keyi Wu and Jinglai Li, “A surrogate accelerated multicanonical monte carlo method for uncertainty quantification,” *J. of Computational Physics*, vol. 321, pp. 1098–1109, 2016.
- [10] Vissarion Papadopoulos, Dimitris G Giovanis, Nikos D Lagaros, and Manolis Papadrakakis, “Accelerated subset simulation with neural networks for reliability analysis,” *Computer Methods in Applied Mechanics and Engineering*, vol. 223, pp. 70–80, 2012.
- [11] Elisabeth Ullmann and Iason Papaioannou, “Multilevel estimation of rare events,” *SIAM/ASA J. on Uncertainty Quantification*, vol. 3, no. 1, pp. 922–953, 2015.
- [12] Benjamin Peherstorfer, Boris Kramer, and Karen Willcox, “Multifidelity preconditioning of the cross-entropy method for rare event simulation and failure probability estimation,” *SIAM/ASA Journal of Uncertainty Quantification*, 2017.
- [13] Jing Li, Jinglai Li, and Dongbin Xiu, “An efficient surrogate-based method for computing rare failure probability,” *J. of Computational Physics*, vol. 230, no. 24, pp. 8683 – 8697, 2011.
- [14] Peng Chen and Alfio Quarteroni, “Accurate and efficient evaluation of failure probability for partial differential equations with random input data,” *Computer Methods In Applied Mechanics And Engineering*, vol. 267, pp. 28. 233–260, 2013.
- [15] Alfio Quarteroni, Andrea Manzoni, and Federico Negri, *Reduced basis methods for partial differential equations: an introduction*, vol. 92, Springer, 2015.
- [16] Siu-Kui Au and James Beck, “Important sampling in high dimensions,” *Structural safety*, vol. 25, no. 2, pp. 139–163, 2003.
- [17] Patrick Héas, Frédéric Lavancier, and Souleymane Kadri-Harouna, “Self-similar prior and wavelet bases for hidden incompressible turbulent motion,” *SIAM J. on Imaging Sciences*, vol. 7, no. 2, pp. 1171–1209, 2014.
- [18] Allan Gut, *Probability: A Graduate Course*, Springer Texts in Statistics. New York, 2006.
- [19] Jitka Dupacová and Roger Wets, “Asymptotic behavior of statistical estimators and of optimal solutions of stochastic optimization problems,” *Annals of statistics*, pp. 1517–1549, 1988.