

A Systematic Analysis of Perturbations for Hexagonal Mixing Matrix

Sumit K. Garg¹

¹*Department of Physics, CMR University Bengaluru 562149, India*

E-mail: sumit.k@cmr.edu.in

ABSTRACT: We present a systematic analysis of perturbative Hexagonal(HG) mixing for describing recent global fit neutrino mixing data. The corrections which are parameterized in terms of small orthogonal rotations (R) have modified PMNS matrix of the forms $(R_{\alpha\beta}^l \cdot V_{HG}, V_{HG} \cdot R_{\alpha\beta}^r, V_{HG} \cdot R_{\alpha\beta}^r \cdot R_{\gamma\delta}^r, R_{\alpha\beta}^l \cdot R_{\gamma\delta}^l \cdot V_{HG}, R_{\alpha\beta}^l \cdot V_{HG} \cdot R_{\gamma\delta}^r)$ where $R_{\alpha\beta}^{l,r}$ is rotation in ij sector and V_{HG} is unperturbed Hexagonal mixing matrix. We found that for perturbative schemes governed by single rotation, only $(V_{HG} \cdot R_{13}^r)$ can fit the mixing angles data at 3σ level. However for the schemes which involves two rotation matrices, only $(V_{HG} \cdot R_{12}^r \cdot R_{13}^r, V_{HG} \cdot R_{13}^r \cdot R_{12}^r, R_{12}^l \cdot V_{HG} \cdot R_{13}^r)$ are successful in fitting all neutrino mixing angles within 1σ range. The remaining perturbative cases are either excluded at 3σ level or successful in producing mixing angles only at $2 - 3\sigma$ level.

Contents

1	Introduction	1
2	General Setup	2
3	Numerical Findings	4
4	Rotations-$R_{\alpha\beta}^l \cdot V_{HG}$	5
4.1	12 Rotation	5
4.2	13 Rotation	6
4.3	23 Rotation	7
5	Rotations-$V_{HG} \cdot R_{\alpha\beta}^r$	7
5.1	12 Rotation	7
5.2	13 Rotation	7
5.3	23 Rotation	8
6	Rotations-$R_{\alpha\beta}^l \cdot R_{\gamma\delta}^l \cdot V_{HG}$	9
6.1	12-13 Rotation	9
6.2	12-23 Rotation	10
6.3	13-12 Rotation	10
6.4	13-23 Rotation	11
6.5	23-12 Rotation	12
6.6	23-13 Rotation	13
7	Rotations-$V_{HG} \cdot R_{\alpha\beta}^r \cdot R_{\gamma\delta}^r$	14
7.1	12-13 Rotation	14
7.2	12-23 Rotation	15
7.3	13-12 Rotation	15
7.4	13-23 Rotation	16
7.5	23-12 Rotation	17
7.6	23-13 Rotation	18
8	Rotations-$R_{\alpha\beta} \cdot V_{HG} \cdot R_{\gamma\delta}(\alpha\beta \neq \gamma\delta)$	19
8.1	12-13 Rotation	19
8.2	12-23 Rotation	19
8.3	13-12 Rotation	20
8.4	13-23 Rotation	21
8.5	23-12 Rotation	22
8.6	23-13 Rotation	22

9 Rotations-$R_{\alpha\beta}\cdot V_{HG}\cdot R_{\gamma\delta}(\alpha\beta = \gamma\delta)$	23
9.1 12-12 Rotation	23
9.2 13-13 Rotation	24
9.3 23-23 Rotation	25
10 Summary and Conclusions	26
11 Acknowledgements	28
A Results: Summary	28

1 Introduction

Neutrinos are light elementary particles which offers to reveal various secrets of nature through their weak interactions with matter. The discovery of neutrino oscillations [1–5] is a major milestone in particle physics which established the fact that neutrino switches flavor while traveling because of their extremely tiny mass and flavor mixing among different weak eigenstates. However Standard Model of particle physics contains massless neutrinos and thus it is a clear hint of physics which is operating beyond the ambit of Standard Model in nature. As far neutrino mixing is concerned, it divulge interesting pattern in which two mixing angles of a three flavor scenario seems to be large while third turns out to be small. Among various proposed mixing schemes [6–8] for explaining neutrino mixing, Hexagonal(HG) mixing [9] stands out one of the interesting possibility with novel predictions of $\theta_{23} = 45^\circ$, $\theta_{12} = 30^\circ$ and $\theta_{13} = 0^\circ$.

However the data from reactor based Chinese Daya Bay [1] experiment presented first confirmed result of non zero 1-3 mixing angle with corresponding statistical significance of 5.2σ . The value of θ_{13} was reported to be in the range $\sin^2 2\theta_{13} = 0.092 \pm 0.016(stat) \pm 0.05(syst)$ at 90% CL. Earlier Japanese T2K experiment [2] which is a long baseline neutrino oscillation experiment reported $\nu_\mu \rightarrow \nu_e$ events which is consistent with non zero θ_{13} in a three flavor scenario. The value of 1-3 mixing angle consistent with data at 90% CL is reported to be in the range $5^\circ(5.8^\circ) < \theta_{13} < 16^\circ(17.8^\circ)$ for Normal (Inverted) neutrino mass hierarchy. This non vanishing value of θ_{13} is also supported by other oscillation experiments like Double Chooz [3], Minos [4] and RENO [5]. Moreover it is evident from recent global fit [10, 11] for neutrino masses and mixing angles (given in Table 1) that these mixing scenarios can only provide main structure of the consistent neutrino matrix at leading order and thus should be investigated for possible perturbations [12–16]. These corrections which claim to explain neutrino mixing data are often being parametrized in terms of rotation matrices [16, 17] which acts on 12, 23 or 13 sector of these special matrices. This simpler way of parametrizing the corrections is useful to understand the nature of corrections which a particular sector of these special matrices will get in order to be consistent with neutrino mixing data. With similar motivation in mind, we looked into possible perturbations [18]

for Hexagonal(HG) mixing which are parameterized by one and two rotation matrices and thus are of the forms $(R_{ij} \cdot V_{HG}, V_{HG} \cdot R_{ij}, R_{ij} \cdot R_{kl} \cdot V_{HG}, V_{HG} \cdot R_{ij} \cdot R_{kl}, R_{ij} \cdot V_{HG} \cdot R_{kl})$. These corrections show strong correlations among neutrino mixing angles which are weakened with full perturbation matrix. Since the form of PMNS matrix is given by $U_{PMNS} = U_l^\dagger U_\nu$ so these modifications may originate from charged lepton [19], neutrino [20] or from both sectors [21]. We did numerical analysis with keeping all such possibilities in mind. The salient features of our detailed investigation are:

- (i) We performed a systematic analysis of all possible perturbation cases expressed in terms of rotation matrices for Hexagonal(HG) mixing scheme with recent neutrino mixing data.
- (ii) Here we followed χ^2 approach [17] for scanning the parameter space with varying corresponding perturbation parameters. This will reveal overall picture of mixing angle fitting in parameter space alongwith capturing important information about magnitude and sign of correction parameters. It will also help in comparing different perturbative cases with χ^2 level of fitting achieved.
- (iii) All mixing angles are varied in their permissible limits for studying the correlations among themselves instead of fixing one of them at a particular value for studying the correlation between remaining two mixing angles. This will show a complete picture and thus we present our results in terms of 2 dimensional scatter plots instead of line plots.
- (iv) Here we worked under small rotation limit for our numerical investigation. This in turn justify to pronounce these modifications as perturbative corrections.

Here for our detailed investigation, we works in CP conserving limit i.e. all phases are taken to be zero. However the impact of non zero phases for these perturbative schemes needs seperate attention which will be taken up in near future [22]. These results by providing the sign and magnitude of correction parameters can help in understanding the structure of corrections that these well known mixing scenarios require in order to be consistent with neutrino mixing data. Hence this investigation might be useful for checcking the viability of large number of possible models which offers different corrections to this mixing scheme in neutrino model building physics. It would also be fruitful to inspect the origin of these perturbations in a model dependent framework. However the discussion about all such objectives is left for future consideration.

The main outline of the paper is as follows. In section 2, we give detailed description about general setup of our work. In sections 3-9, we present results of our numerical investigation for perturbed HG mixing under various possible cases. Finally in section 10, we give brief summary and conclusions of our analysis.

2 General Setup

The neutrino mixing is described by 3×3 Unitary matrix which can be parametrized in terms of 3 mixing angles and 6 phases. However 5 phases are redundant and can be rotated away leaving behind only 1 physical phase. The neutrino mixing is given in standard form

as [23]

$$U = \begin{pmatrix} c_{12}c_{13} & s_{12}c_{13} & s_{13}e^{-i\delta} \\ -s_{12}c_{23} - c_{12}s_{23}s_{13}e^{i\delta} & c_{12}c_{23} - s_{12}s_{23}s_{13}e^{i\delta} & s_{23}c_{13} \\ s_{12}s_{23} - c_{12}c_{23}s_{13}e^{i\delta} & -c_{12}s_{23} - s_{12}c_{23}s_{13}e^{i\delta} & c_{23}c_{13} \end{pmatrix} \begin{pmatrix} 1 & 0 & 0 \\ 0 & e^{i\rho} & 0 \\ 0 & 0 & e^{i\sigma} \end{pmatrix}, \quad (2.1)$$

where $c_{ij} \equiv \cos \theta_{ij}$, $s_{ij} \equiv \sin \theta_{ij}$ and δ is the Dirac CP violating phase. Here ρ and σ are Majorana phases which do not affect the neutrino oscillations and thus are not relevant for our discussion. In this study, we are investigating CP conserving case i.e. all the CP violating phases δ, ρ, σ are set to be zero.

The Hexagonal mixing matrix under consideration has following form:

$$V_{\text{HM}} = \begin{pmatrix} \frac{\sqrt{3}}{2} & \frac{1}{2} & 0 \\ -\frac{1}{2\sqrt{2}} & \frac{\sqrt{3}}{2\sqrt{2}} & -\sqrt{\frac{1}{2}} \\ -\frac{1}{2\sqrt{2}} & \frac{\sqrt{3}}{2\sqrt{2}} & \sqrt{\frac{1}{2}} \end{pmatrix}.$$

Neutrino Mixing Angle(θ°)	Normal Hierarchy(NH)			
	Best fit	1σ	2σ	3σ
θ_{12}°	33.02	32.01-34.08	30.98 – 35.30	30.0 – 36.51
θ_{23}°	40.68	39.81-41.9	38.93 – 43.28	38.11 – 51.64
θ_{13}°	8.43	8.29-8.56	8.10 – 8.74	7.92 – 8.91

Table 1: *Three-flavor oscillation neutrino mixing angles from fit to global data [11]. All mixing angles are in degrees(θ°).*

This mixing scheme gives vanishing reactor mixing angle i.e. $\theta_{13} = 0^\circ$ with maximal value of atmospheric mixing angle i.e. $\theta_{23} = 45^\circ$ and lower value of solar mixing angle, $\theta_{12} = 30^\circ$. However recent experimental observations keeps best fitted values of mixing angles to be $\theta_{13} \sim 8^\circ$, $\theta_{12} \sim 33^\circ$ and $\theta_{23} \sim 41^\circ$ which in conflict with predictions of values obtained from considered mixing scheme. This in turn implies that departure of predicted values of mixing angles from best fit values should be tested for the possible perturbations around this mixing scheme.

However from theoretical point of view, neutrino mixing matrix U is given as

$$U = U_l^\dagger U_\nu$$

where U_l and U_ν are the unitary matrices that diagonalizes the charged lepton (M_l) and neutrino mass matrix (M_ν). Thus perturbations for discussed mixing scheme can originate from following sources:

- (i) Leptonic sector i.e. $U'_{PMNS} = U_{Pertub}^l \cdot U_{PMNS}$
- (ii) Neutrino sector i.e. $U'_{PMNS} = U_{PMNS} \cdot U_{Pertub}^\nu$
- (iii) Leptonic and neutrino sector i.e. $U'_{PMNS} = U_{Pertub}^l \cdot U_{PMNS} \cdot U_{Pertub}^\nu$

where, U_{Pertub}^l and U_{Pertub}^ν are the real orthogonal matrices which can be described in terms of 3 mixing angles as elaborated earlier. Here we are testing all three possibilities that are governed by either one or two mixing angles with resultant PMNS matrix of the forms $R_X \cdot V_{HG}$, $V_{HG} \cdot R_X$, $R_X \cdot R_Y \cdot V_{HG}$, $V_{HG} \cdot R_X \cdot R_Y$ and $R_X \cdot V \cdot R_Y$ where R_X and R_Y denote generic perturbation matrices. The perturbation matrices R_X and R_Y are given by

$$R_{12} = \begin{pmatrix} \cos \mu & \sin \mu & 0 \\ -\sin \mu & \cos \mu & 0 \\ 0 & 0 & 1 \end{pmatrix}, R_{23} = \begin{pmatrix} 1 & 0 & 0 \\ 0 & \cos \nu & \sin \nu \\ 0 & -\sin \nu & \cos \nu \end{pmatrix}, R_{13} = \begin{pmatrix} \cos \lambda & 0 & \sin \lambda \\ 0 & 1 & 0 \\ -\sin \lambda & 0 & \cos \lambda \end{pmatrix}$$

where μ, ν, λ denote rotation angles. Here R_{23} , R_{13} and R_{12} represent the rotations in 23, 13 and 12 sector respectively. The PMNS matrix for single rotation case is given by:

$$V_{\alpha\beta}^{HML} = R_{\alpha\beta}^l \cdot V_{HM}, \quad (2.2)$$

$$V_{\alpha\beta}^{HMR} = V_{HM} \cdot R_{\alpha\beta}^r, \quad (2.3)$$

where $(\alpha\beta) = (12), (13), (23)$ respectively. The corresponding PMNS matrix for two rotation matrices thus becomes:

$$V_{\alpha\beta\gamma\delta}^{HML} = R_{\alpha\beta}^l \cdot R_{\gamma\delta}^l \cdot V_{HM}, \quad (2.4)$$

$$V_{\alpha\beta\gamma\delta}^{HMR} = V_{HM} \cdot R_{\alpha\beta}^r \cdot R_{\gamma\delta}^r, \quad (2.5)$$

$$V_{\alpha\beta\gamma\delta}^{HMLR} = R_{\alpha\beta}^l \cdot V_{HM} \cdot R_{\gamma\delta}^r, \quad (2.6)$$

$$V_{\alpha\beta\alpha\beta}^{HMLR} = R_{\alpha\beta}^l \cdot V_{HM} \cdot R_{\alpha\beta}^r, \quad (2.7)$$

where $\alpha\beta \neq \gamma\delta$ and $(\alpha\beta), (\gamma\delta) = (12), (13), (23)$ respectively. The neutrino mixing angles from these perturbed matrices are obtained by comparing them with the standard PMNS matrix.

Here we are adopting χ^2 approach for numerically investigating the effect of these perturbations in parameter space. We define a χ^2 function given by:

$$\chi^2 = \sum_{i=1}^3 \left\{ \frac{\theta_i^P - \theta_i^{expt}}{\delta\theta_i^{expt}} \right\}^2 \quad (2.8)$$

with θ_i^P are the theoretical value of mixing angles obtained from perturbed mixing matrix and thus are functions of perturbation parameters (μ, ν, λ) . θ_i^{expt} are the experimental value of neutrino mixing angles with corresponding 1σ deviation $\delta\theta_i^{expt}$. The unperturbed value of χ^2 in this mixing scheme is 968.8 and we investigated the role of these perturbations for bringing it down in parameter space.

3 Numerical Findings

Here we will discuss numerical results of our investigation for perturbed HG mixing in Normal Hierarchy case. The role of perturbation parameters is studied in producing large θ_{13} [12] and fitting other two mixing angles. In Figs. 1-24, we present our numerical

findings in terms of χ^2 over perturbation parameters and θ_{13} over $\theta_{12} - \theta_{23}$ plane for different possible cases. We used exact expressions of modified mixing angles in terms of correction parameters for performing numerical investigations. However in relevant sections we present approximate form of these expressions that will give some insight about the nature of corrections. This in turn will be useful for determining the size of deviation a mixing angle can have in parameter space from its unperturbed value.

We have done parameter space scanning by randomly picking numerical value of correction parameters μ , ν and λ in the range $[-0.5, 0.5]$. This range will ensure that these parameters remains under perturbative limits. The plotting data points are being chosen by putting the condition $\chi^2 < \chi_{unpert}^2$ during search of best fit. In double rotation plots of χ^2 vs perturbation parameters (θ_1, θ_2) red, blue and light green color regions corresponds to χ^2 value in the interval $[0, 3]$, $[3, 10]$ and > 10 respectively. However white part of plot corresponds to completely disallowed region having $\chi^2 > \chi_{unpert}^2$. In figures of neutrino mixing angles, light green band corresponds to 1σ and full color band to 3σ values of θ_{13} . Also ‘ \times ’ refers to the case which is unsuccessful in fitting mixing angles even at 3σ level while ‘-’ points to the situation where θ_{13} doesn’t receives any corrections i.e. $\theta_{13} = 0$. For showing the mapping between left and right figures we highlighted the $\chi^2 < 3, [3, 10]$ regions in neutrino mixing angle plots with different colors. The white region corresponds to $3 < \chi^2 < 10$ while yellow region belongs to $\chi^2 < 3$. Horizontal and vertical dashed black, dashed pink and thick black lines corresponds to 1σ , 2σ and 3σ ranges of the other two mixing angles. Now in subsequent sections we present our detailed analysis for various perturbative cases.

4 Rotations- $R_{\alpha\beta}^l.V_{HG}$

Here we first consider the perturbations for which the form of modified PMNS matrix is given by $U_{PMNS} = R_{\alpha\beta}^l.V_{HG}$.

4.1 12 Rotation

This case pertains to rotation in 12 sector of HG mixing matrix. Since in small rotation limit, we can take $\sin \mu \approx \mu$ and $\cos \mu \approx 1 - \mu^2$, so the neutrino mixing angles up to order $O(\mu^2)$ are given by

$$\sin \theta_{13} \approx |\mu V_{23}|, \quad (4.1)$$

$$\sin \theta_{23} \approx \left| \frac{(\mu^2 - 1)V_{23}}{\cos \theta_{13}} \right|, \quad (4.2)$$

$$\sin \theta_{12} \approx \left| \frac{V_{12} + \mu V_{22} - \mu^2 V_{12}}{\cos \theta_{13}} \right|. \quad (4.3)$$

Fig. 1 shows our numerical results corresponding to this rotation scheme. The salient features of this perturbed 12 mixing are:

- (i) Here atmospheric mixing angle(θ_{23}) remains near to its unperturbed value since it receives corrections only of $O(\mu^2)$.

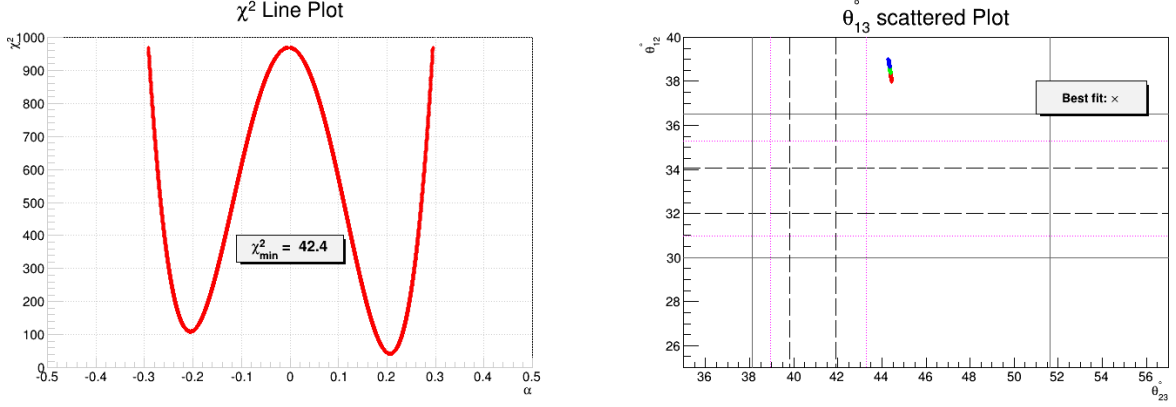


Figure 1: Line plot of χ^2 (left fig.) vs μ (in radians) and scattered plot of θ_{13} (right fig.) over $\theta_{23} - \theta_{12}$ (in degrees) plane for U_{12}^{HGL} rotation scheme. The discontinuity in left curve corresponds to region where $\chi_{perturbed}^2 > \chi_{original}^2$. The information about other color coding and various horizontal, vertical lines in right fig. is given in text.

(ii) The fitting of θ_{13} under its 3σ domain constraints the magnitude of perturbation parameter $|\mu| \in [0.196, 0.221]$ which in turn fixes $\theta_{12} \in [38.0^\circ, 39.0^\circ]$ for its positive and $\theta_{12} \in [20.9^\circ, 21.9^\circ]$ for negative μ values. The atmospheric angle (θ_{23}) remain confined to a very narrow range of $\theta_{23} \in [44.29^\circ, 44.44^\circ]$ for this domain of μ .

(iii) The minimum value of $\chi^2 \sim 42.4$ for this case which gives $\theta_{12} \sim 38.42^\circ$, $\theta_{23} \sim 44.3^\circ$ and $\theta_{13} \sim 8.33^\circ$. Since θ_{12} remains outside its 3σ range so this mixing scheme is not consistent.

4.2 13 Rotation

This case corresponds to rotation in 13 sector of HG mixing matrix. The neutrino mixing angles for small perturbation parameter λ are given by

$$\sin \theta_{13} \approx |\lambda V_{23}|, \quad (4.4)$$

$$\sin \theta_{23} \approx \left| \frac{V_{23}}{\cos \theta_{13}} \right|, \quad (4.5)$$

$$\sin \theta_{12} \approx \left| \frac{V_{12} + \lambda V_{22} - \lambda^2 V_{12}}{\cos \theta_{13}} \right|. \quad (4.6)$$

Fig. 2 show the numerical results pertaining to this mixing scheme. The main features of this perturbative case are:

(i) Here θ_{23} receives very minor corrections which comes through $\sin \theta_{13}$ and thus its value remains close its original prediction.

(ii) The fitting of θ_{13} in its 3σ domain constraints the magintude of correction parameter $|\lambda| \in [0.196, 0.221]$ which in turn fixes $\theta_{12} \in [38.0^\circ, 39.0^\circ]$ for its positive and $\theta_{12} \in [20.9^\circ, 21.9^\circ]$ for negative λ values. The corresponding θ_{23} remains near to its original prediction in the range $\theta_{23} \in [45.5^\circ, 45.7^\circ]$.

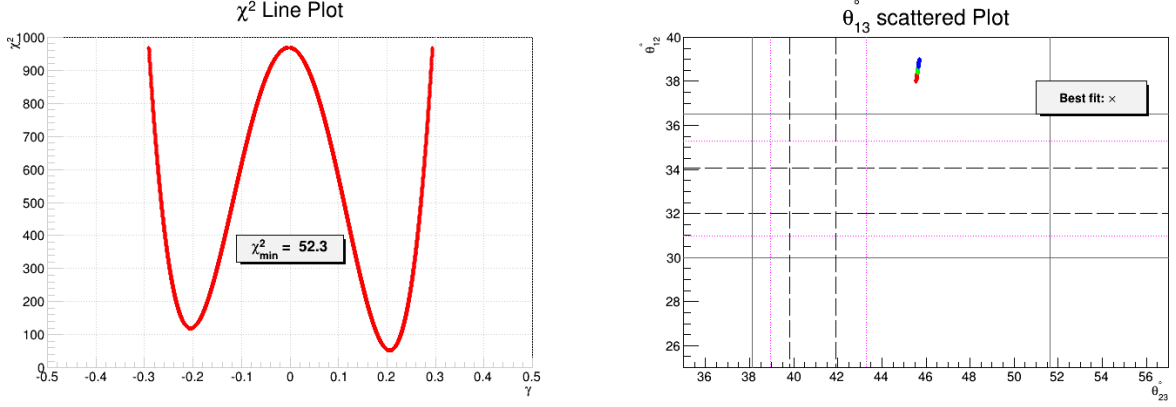


Figure 2: Line plot of χ^2 (left fig.) vs λ (in radians) and scattered plot of θ_{13} (right fig.) over $\theta_{23} - \theta_{12}$ (in degrees) plane for U_{13}^{HGL} rotation scheme.

(iii) The minimum value of $\chi^2 \sim 52.3$ which produces $\theta_{12} \sim 38.39^\circ$, $\theta_{23} \sim 45.61^\circ$ and $\theta_{13} \sim 8.3^\circ$ for its corresponding best fit. Like previous case, it also produces much higher value of θ_{12} which is outside its 3σ domain. Thus this case is not viable.

4.3 23 Rotation

For this rotation, θ_{13} doesn't get any corrections from perturbation matrix (i.e. $\theta_{13} = 0$) and the minimum value of $\chi^2 \sim 951.4$. Thus we left this case for any further discussion.

5 Rotations- $V_{HG} \cdot R_{\alpha\beta}^r$

Here we consider the perturbations for which corrected PMNS matrix is given by the expression $U_{PMNS} = R_{\alpha\beta}^r \cdot U$.

5.1 12 Rotation

Here θ_{13} doesn't receive any corrections from perturbation matrix (i.e. $\theta_{13} = 0$) and the minimum value of $\chi^2 \sim 960.7$. Thus this case is also left out for any further discussion.

5.2 13 Rotation

This case corresponds to rotation in 13 sector of HG mixing matrix. The mixing angles for small perturbation parameter λ are given by

$$\sin \theta_{13} \approx |\lambda V_{11}|, \quad (5.1)$$

$$\sin \theta_{23} \approx \left| \frac{V_{23} + \lambda V_{21} - \lambda^2 V_{23}}{\cos \theta_{13}} \right|, \quad (5.2)$$

$$\sin \theta_{12} \approx \left| \frac{V_{12}}{\cos \theta_{13}} \right|. \quad (5.3)$$

Fig. 3 show our numerical results corresponding to perturbed HG case. The main features of these corrections are:

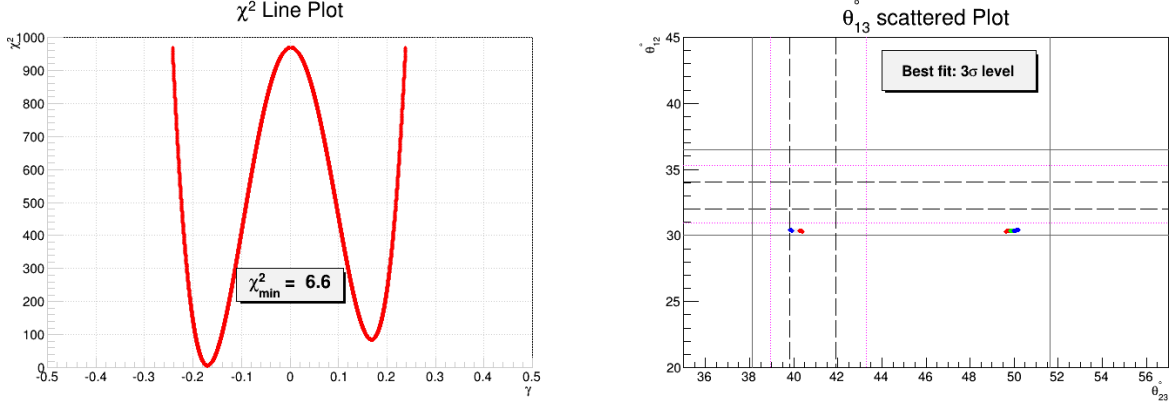


Figure 3: Line plot of χ^2 (left fig.) vs λ (in radians) and scattered plot of θ_{13} (right fig.) over $\theta_{23} - \theta_{12}$ (in degrees) plane for U_{13}^{HGR} rotation scheme.

- (i) Here solar mixing angle(θ_{12}) receives very minor corrections which comes through $\sin \theta_{13}$ and thus its value remains near to its unperturbed prediction.
- (ii) For fitting θ_{13} in its 3σ domain constraints the magnitude of perturbation parameter $|\lambda| \in [0.159, 0.180]$ which in turn fixes $\theta_{23} \in [49.6^\circ, 50.2^\circ]$ for its positive and $\theta_{23} \in [39.7^\circ, 40.3^\circ]$ for negative λ values. The solar mixing angle(θ_{12}) remains confined in the narrow range $\theta_{12} \in [30.3^\circ, 30.4^\circ]$. Thus both regions of λ are allowed although its negative range is much preferable as it brings θ_{23} much closer to its central value.
- (iii) The minimum value of $\chi^2 \sim 6.6$ for this case and produces $\theta_{12} \sim 30.36^\circ$, $\theta_{23} \sim 40.09^\circ$ and $\theta_{13} \sim 8.42^\circ$ for its best fit. It is allowed at 3σ level.

5.3 23 Rotation

This case corresponds to rotation in 23 sector of HG mixing matrix. The neutrino mixing angles for small perturbation parameter ν are given by

$$\sin \theta_{13} \approx |\nu V_{12}|, \quad (5.4)$$

$$\sin \theta_{23} \approx \left| \frac{V_{23} + \nu V_{22} - \nu^2 V_{23}}{\cos \theta_{13}} \right|, \quad (5.5)$$

$$\sin \theta_{12} \approx \left| \frac{(\nu^2 - 1)V_{12}}{\cos \theta_{13}} \right|. \quad (5.6)$$

Fig. 4 show the numerical results corresponding to this rotation. The salient features in this perturbative scheme are:

- (i) Here atmospheric mixing angle(θ_{12}) remains quite close to its unperturbed value since it receives corrections only of $O(\nu^2)$.
- (ii) The fitting of θ_{13} in its 3σ range constraints the magnitude of correction parameter $|\nu| \in [0.279, 0.315]$ which in turn fixes $\theta_{23} \in [29.2^\circ, 31.0^\circ]$ for its positive and $\theta_{23} \in [58.9^\circ, 60.7^\circ]$ for negative values. However solar mixing angle(θ_{12}) remains near to its original prediction $\theta_{12} \in [28.7^\circ, 29.0^\circ]$.

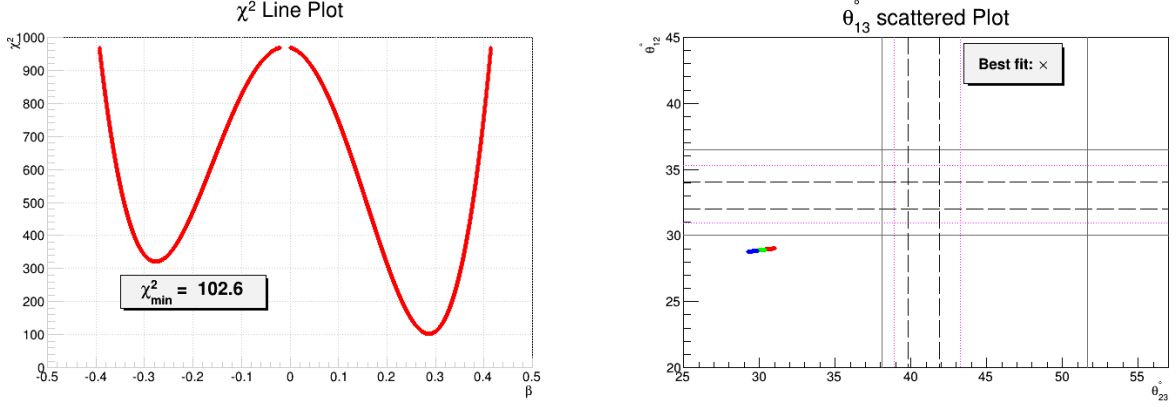


Figure 4: Line plot of χ^2 (left fig.) vs ν (in radians) and scattered plot of θ_{13} (right fig.) over $\theta_{23} - \theta_{12}$ (in degrees) plane for U_{23}^{HGR} rotation scheme.

(iii) The minimum value of $\chi^2 \sim 102.6$ for this case and produces $\theta_{12} \sim 28.97^\circ$, $\theta_{23} \sim 30.66^\circ$ and $\theta_{13} \sim 8.13^\circ$ for its best fit. Since this perturbed scheme is unable to fit θ_{12} and θ_{23} in their permissible range so this mixing case is not consistent.

6 Rotations- $R_{\alpha\beta}^l \cdot R_{\gamma\delta}^l \cdot V_{HG}$

Here we take up the perturbative cases for which modified PMNS matrix is given by $U_{PMNS} = R_{ij}^l \cdot R_{kl}^l \cdot V_{HG}$. The role of these corrections is studied in parameter space for fitting 3 flavor mixing angles.

6.1 12-13 Rotation

This perturbative case pertains to rotations in 12 and 13 sector of HG mixing matrix. Under small rotation limit, $\sin x \approx x$ and $\cos x \approx 1 - x^2$, so the neutrino mixing angles truncated at order $O(x^2)$ in this scheme are given by

$$\sin \theta_{13} \approx |(\mu - \lambda)V_{23}|, \quad (6.1)$$

$$\sin \theta_{23} \approx \left| \frac{(1 - \mu^2 + \mu\lambda)V_{23}}{\cos \theta_{13}} \right|, \quad (6.2)$$

$$\sin \theta_{12} \approx \left| \frac{(1 - \mu^2 - \lambda^2)V_{12} + (\mu + \lambda)V_{22}}{\cos \theta_{13}} \right|. \quad (6.3)$$

Fig. 5 show our numerical results with $\theta_1 = \lambda$ and $\theta_2 = \mu$. The main features of this perturbative matrix are:

- (i) In this case, θ_{23} remains close to its unperturbed value since it receives corrections of only at $O(\theta^2)$ from perturbation parameters. However θ_{12} can have wide range of values in allowed parameter space.
- (ii) The minimum value of $\chi^2 \sim 13.5$ which produces $\theta_{12} \sim 33.08^\circ$, $\theta_{23} \sim 44.5^\circ$ and $\theta_{13} \sim 8.43^\circ$. Thus this case is allowed at 3σ level.

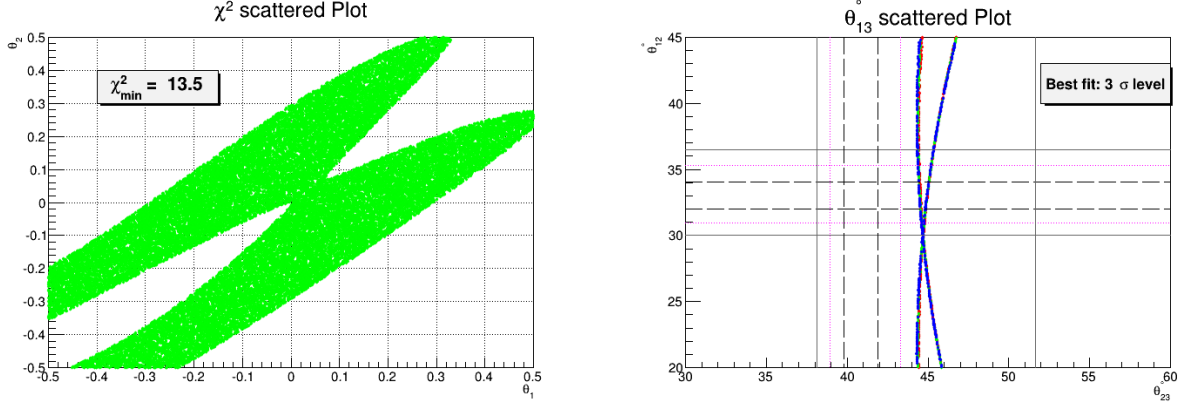


Figure 5: U_{1213}^{HGL} scatter plot of χ^2 (left fig.) over $\mu - \lambda$ (in radians) plane and θ_{13} (right fig.) over $\theta_{23} - \theta_{12}$ (in degrees) plane. The information about color coding and various horizontal, vertical lines in right fig. is given in text.

6.2 12-23 Rotation

This case corresponds to rotations in 12 and 23 sector of HG mixing matrix. The neutrino mixing angles for small perturbation parameters μ and ν are given by

$$\sin \theta_{13} \approx |\mu(1 - \nu)V_{23}|, \quad (6.4)$$

$$\sin \theta_{23} \approx \left| \frac{(1 - \nu - \mu^2 - \nu^2)V_{23}}{\cos \theta_{13}} \right|, \quad (6.5)$$

$$\sin \theta_{12} \approx \left| \frac{(1 - \mu^2)V_{12} + \mu(1 + \nu)V_{22}}{\cos \theta_{13}} \right|. \quad (6.6)$$

In Fig. 6 we present our numerical results for this case with $\theta_1 = \nu$ and $\theta_2 = \mu$. The main features in this mixing scheme are:

- (i) Here all mixing angles receives corrections at leading order from perturbation parameters and thus show interesting correlations among themselves.
- (ii) The minimum value of $\chi^2 \sim 39.4$ which produces $\theta_{12} \sim 38.93^\circ$, $\theta_{23} \sim 42.71^\circ$ and $\theta_{13} \sim 8.34^\circ$. This accurately fits θ_{23} and θ_{13} but fails to bring θ_{12} in its 3σ periphery. However this mixing scheme can fit all mixing angles at $\chi^2 \sim 113.1$ with $\theta_{12} \sim 36.49^\circ$, $\theta_{23} \sim 50.43^\circ$ and $\theta_{13} \sim 7.92^\circ$. Here we can notice all fitted angles lies very close to their 3σ boundary and thus this fit possess much higher value of χ^2 .

6.3 13-12 Rotation

This perturbative case corresponds to rotations in 13 and 12 sector of HG mixing matrix. The neutrino mixing angles for small perturbation parameters μ and λ are given by

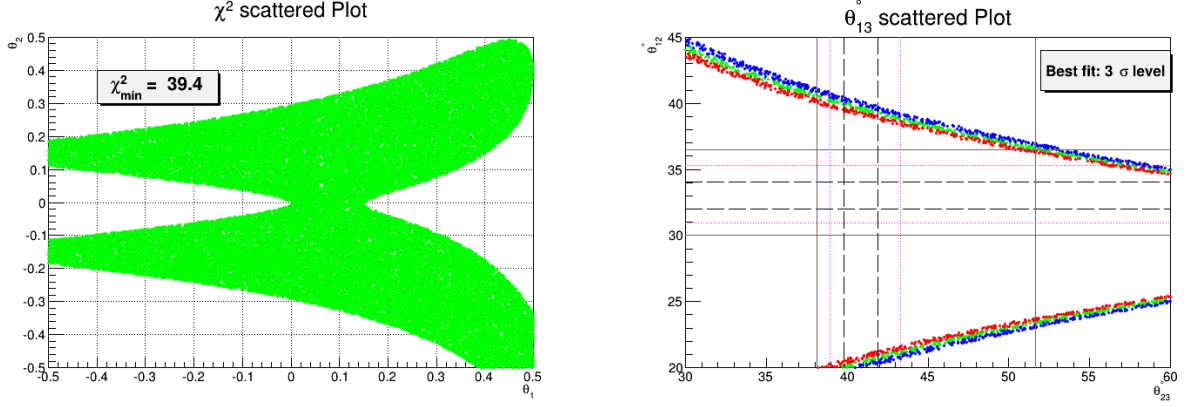


Figure 6: U_{1223}^{HGL} scatter plot of χ^2 (left fig.) over $\mu - \nu$ (in radians) plane and θ_{13} (right fig.) over $\theta_{23} - \theta_{12}$ (in degrees) plane.

$$\sin \theta_{13} \approx |(\mu - \lambda)V_{23}|, \quad (6.7)$$

$$\sin \theta_{23} \approx \left| \frac{(1 - \mu^2)V_{23}}{\cos \theta_{13}} \right|, \quad (6.8)$$

$$\sin \theta_{12} \approx \left| \frac{(1 - \mu^2 - \lambda^2)V_{12} + (\mu + \lambda)V_{22}}{\cos \theta_{13}} \right|. \quad (6.9)$$

In Fig. 7 we present our numerical results with $\theta_1 = \lambda$ and $\theta_2 = \mu$. The main features of this rotation scheme are:

- (i) The case is quite similar to 12-13 rotation except for θ_{23} where in previous case it got additional $O(\theta^2)$ correction term. Here also θ_{23} remains close to its unperturbed value while θ_{12} can have much wide range of values.
- (ii) The minimum value of $\chi^2 \sim 17.7$ which produces $\theta_{12} \sim 33.04^\circ$, $\theta_{23} \sim 45.04^\circ$ and $\theta_{13} \sim 8.44^\circ$. Thus this rotation scheme is consistent at 3σ level.

6.4 13-23 Rotation

This perturbative scheme corresponds to rotations in 13 and 23 sector of HG mixing matrix. The neutrino mixing angles for small perturbation parameters λ and ν are given by

$$\sin \theta_{13} \approx |\lambda(1 + \nu)V_{23}|, \quad (6.10)$$

$$\sin \theta_{23} \approx \left| \frac{(1 - \nu - \nu^2)V_{23}}{\cos \theta_{13}} \right|, \quad (6.11)$$

$$\sin \theta_{12} \approx \left| \frac{(1 - \lambda^2)V_{12} + \lambda(1 - \nu)V_{22}}{\cos \theta_{13}} \right|. \quad (6.12)$$

In Fig. 8 we present our numerical results for this case with $\theta_1 = \lambda$ and $\theta_2 = \nu$. The following features define this perturbation scheme:

- (i) Here perturbation parameters ν and λ enters into the expressions of all mixing angles

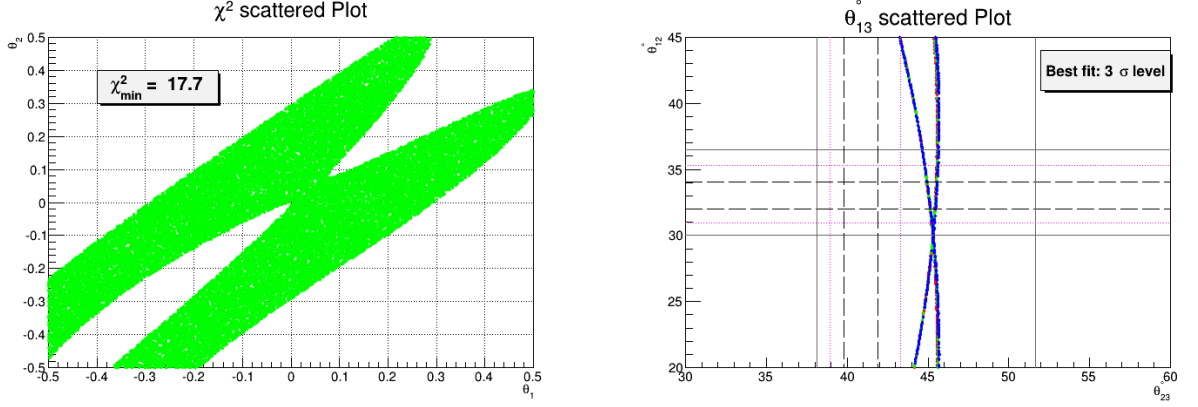


Figure 7: U_{1312}^{HGL} scatter plot of χ^2 (left fig.) over $\lambda - \mu$ (in radians) plane and θ_{13} (right fig.) over $\theta_{23} - \theta_{12}$ (in degrees) plane.

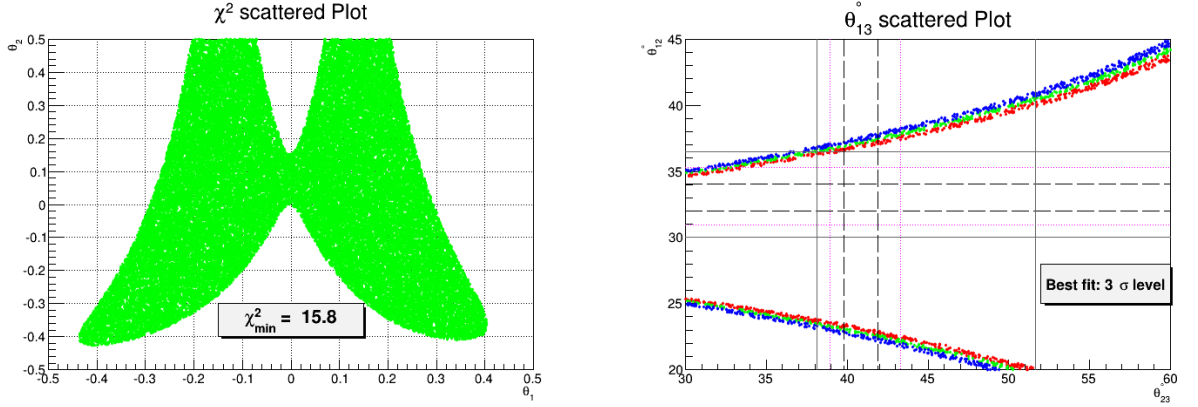


Figure 8: U_{1323}^{HGL} scatter plot of χ^2 (left fig.) over $\lambda - \nu$ (in radians) plane and θ_{13} (right fig.) over $\theta_{23} - \theta_{12}$ (in degrees) plane.

at leading order and thus show good correlations among themselves.

(ii) The best fit case have $\chi^2 \sim 15.8$ and produces $\theta_{12} \sim 36.85^\circ$, $\theta_{23} \sim 39.47^\circ$ and $\theta_{13} \sim 8.39^\circ$. Thus this mixing scheme is also viable at 3σ level.

6.5 23-12 Rotation

This case corresponds to rotations in 23 and 12 sector of HG mixing matrix.

$$\sin \theta_{13} \approx |\mu V_{23}|, \quad (6.13)$$

$$\sin \theta_{23} \approx \left| \frac{(1 - \nu - \mu^2 - \nu^2) V_{23}}{\cos \theta_{13}} \right|, \quad (6.14)$$

$$\sin \theta_{12} \approx \left| \frac{(1 - \mu^2) V_{12} + \mu V_{22}}{\cos \theta_{13}} \right|. \quad (6.15)$$

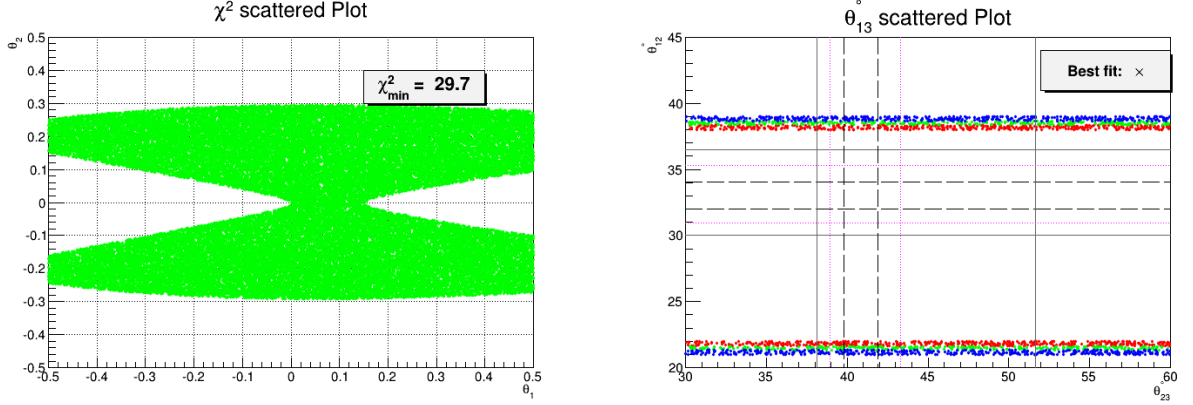


Figure 9: U_{2312}^{HGL} scatter plot of χ^2 (left fig.) over $\nu - \mu$ (in radians) plane and θ_{13} (right fig.) over $\theta_{23} - \theta_{12}$ (in degrees) plane.

In Fig. 9 we show our results for this scheme with $\theta_1 = \nu$ and $\theta_2 = \mu$. The following are the main characteristics of this perturbative scheme:

- (i) Here modifications to mixing angle θ_{12} and θ_{13} is only dictated by perturbation parameter μ . Thus $|\mu|$ is tightly constrained from fitting of θ_{13} which in turn allows very narrow ranges for θ_{12} corresponding to negative and positive values of μ in parameter space. Since at leading order θ_{23} contains parameter ν and thus it can possess wide range of values in parameter space.
- (ii) The minimum value of $\chi^2 \sim 29.7$ which produces $\theta_{12} \sim 38.41^\circ$, $\theta_{23} \sim 40.41^\circ$ and $\theta_{13} \sim 8.32^\circ$ for its best fit. Since it produces much higher value of θ_{12} which lies outside its 3σ boundary so this rotation scheme is not consistent.

6.6 23-13 Rotation

In this perturbative scheme, the neutrino mixing angles pertaining to small rotation parameters are given by

$$\sin \theta_{13} \approx |\lambda V_{23}|, \quad (6.16)$$

$$\sin \theta_{23} \approx \left| \frac{(1 - \nu - \nu^2)V_{23}}{\cos \theta_{13}} \right|, \quad (6.17)$$

$$\sin \theta_{12} \approx \left| \frac{(1 - \lambda^2)V_{12} + \lambda V_{22}}{\cos \theta_{13}} \right|. \quad (6.18)$$

In Fig. 10 we present our numerical results for this case with $\theta_1 = \lambda$ and $\theta_2 = \nu$.

The main characteristics features of this scheme are:

- (i) It is clear from the expressions of θ_{13} and θ_{12} that only perturbation parameter λ imparts corrections to them. Thus $|\lambda|$ is tightly constrained from fitting of θ_{13} which in turn allows very narrow ranges for θ_{12} corresponding to negative and positive values of λ in parameter space. However at leading order θ_{23} solely depends on ν and thus can have wide range of values in parameter space.

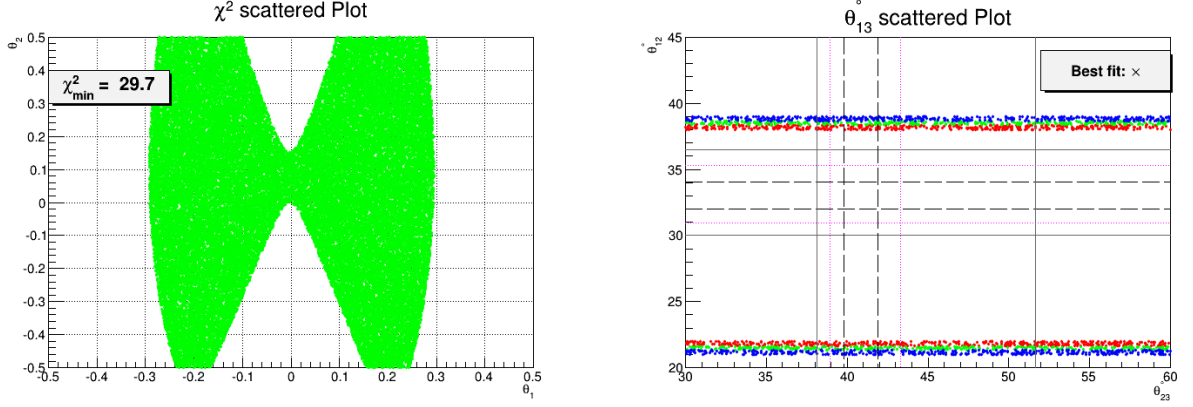


Figure 10: U_{2313}^{HGL} scatter plot of χ^2 (left fig.) over $\nu - \lambda$ (in radians) plane and θ_{13} (right fig.) over $\theta_{23} - \theta_{12}$ (in degrees) plane.

(ii) The minimum value of $\chi^2 \sim 29.7$ which gives $\theta_{12} \sim 38.41^\circ$, $\theta_{23} \sim 40.63^\circ$ and $\theta_{13} \sim 8.32^\circ$. Like previous case, it also possess much higher value of θ_{12} which lies outside its 3σ boundary so this case is not viable.

7 Rotations- $V_{HG} \cdot R_{\alpha\beta}^r \cdot R_{\gamma\delta}^r$

Now we will discuss the role of perturbations for which modified PMNS matrix is given by $U_{PMNS} = U \cdot R_{ij}^r \cdot R_{kl}^r$.

7.1 12-13 Rotation

This case pertains to rotations in 12 and 13 sector of HG mixing matrix. The expressions for neutrino mixing angles truncated at order $O(x^2)$ for this mixing scheme are given by

$$\sin \theta_{13} \approx |-\lambda V_{11} + \mu \lambda V_{12}|, \quad (7.1)$$

$$\sin \theta_{23} \approx \left| \frac{(1 - \lambda^2)V_{23} + \lambda V_{21} - \mu \lambda V_{22}}{\cos \theta_{13}} \right|, \quad (7.2)$$

$$\sin \theta_{12} \approx \left| \frac{(1 - \mu^2)V_{12} + \mu V_{11}}{\cos \theta_{13}} \right|. \quad (7.3)$$

In Fig. 11, we present the numerical results corresponding to this mixing case with $\theta_1 = \lambda$ and $\theta_2 = \mu$. The main features of this perturbative scheme are:

- (i) The correction parameters (μ, λ) enters into these mixing angles at leading order and thus they show good correlations among themselves.
- (ii) Here parameter space prefers two regions for mixing angles. First allowed region $\theta_{23} \sim 40^\circ$ while for 2nd it lies around 50° .
- (iii) The minimum value of $\chi^2 \sim 1.1$ which produces $\theta_{12} \sim 32.74^\circ$, $\theta_{23} \sim 39.61^\circ$ and $\theta_{13} \sim 8.42^\circ$. As we can see θ_{23} remains in its 2σ range while other two angles are fitted quite accurately. However all angles can be fitted in 1σ range for $\chi^2 \sim 2.4$ which produces

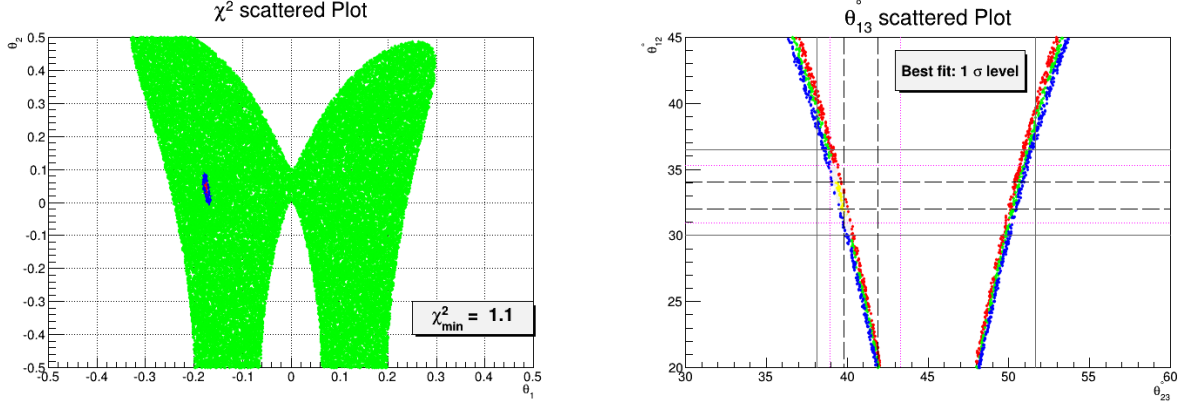


Figure 11: U_{1213}^{HGR} scatter plot of χ^2 (left fig.) over $\mu - \lambda$ (in radians) plane and θ_{13} (right fig.) over $\theta_{23} - \theta_{12}$ (in degrees) plane.

$\theta_{12} \sim 32.08^\circ$, $\theta_{23} \sim 39.83^\circ$ and $\theta_{13} \sim 8.29^\circ$. All angles lies very near to its 1σ boundary and thus this fit have higher value of χ^2 .

7.2 12-23 Rotation

This case corresponds to rotations in 12 and 23 sector of HG mixing matrix. The neutrino mixing angles for small perturbation parameters μ and ν are given by

$$\sin \theta_{13} \approx |\nu V_{12} + \mu \nu V_{11}|, \quad (7.4)$$

$$\sin \theta_{23} \approx \left| \frac{(1 - \nu^2)V_{23} + \nu V_{22} + \mu \nu V_{21}}{\cos \theta_{13}} \right|, \quad (7.5)$$

$$\sin \theta_{12} \approx \left| \frac{(1 - \mu^2 - \nu^2)V_{12} + \mu V_{11}}{\cos \theta_{13}} \right|. \quad (7.6)$$

In Fig. 12, we present our numerical findings for this rotation scheme with $\theta_1 = \nu$ and $\theta_2 = \mu$. The main features of this perturbative case are:

- (i) Since mixing angles receives leading order corrections from perturbation parameters so these angles exhibit interesting correlations among themselves.
- (ii) The minimum value of $\chi^2 \sim 50.8$ which produces $\theta_{12} \sim 35.48^\circ$, $\theta_{23} \sim 33.57^\circ$ and $\theta_{13} \sim 8.28^\circ$ for its respective best fit. Thus this rotation scheme is not consistent even at 3σ level.

7.3 13-12 Rotation

This perturbative scheme corresponds to rotations in 13 and 12 sector of HG mixing matrix. The neutrino mixing angles under small rotation limit are given by

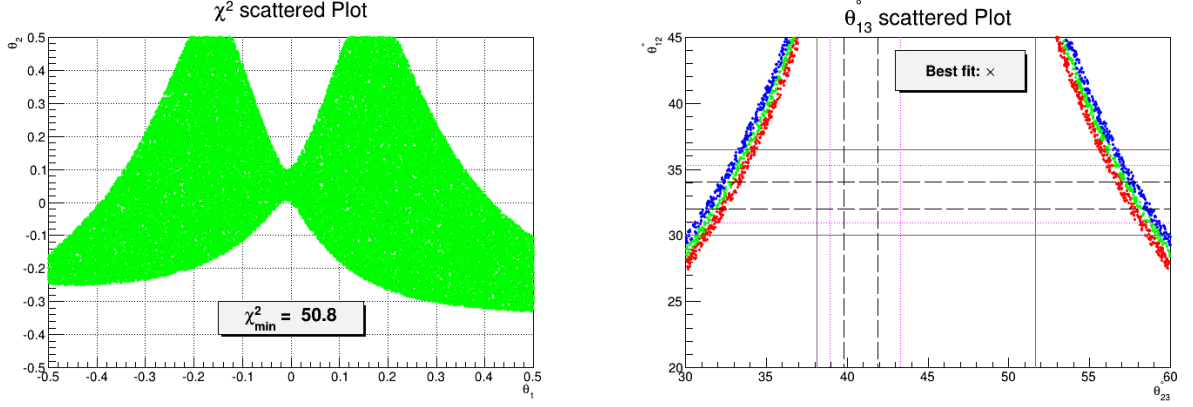


Figure 12: U_{1223}^{HGR} scatter plot of χ^2 (left fig.) over $\mu - \nu$ (in radians) plane and θ_{13} (right fig.) over $\theta_{23} - \theta_{12}$ (in degrees) plane.

$$\sin \theta_{13} \approx |\lambda V_{11}|, \quad (7.7)$$

$$\sin \theta_{23} \approx \left| \frac{(1 - \lambda^2)V_{23} + \lambda V_{21}}{\cos \theta_{13}} \right|, \quad (7.8)$$

$$\sin \theta_{12} \approx \left| \frac{(1 - \mu^2)V_{12} + \mu V_{11}}{\cos \theta_{13}} \right|. \quad (7.9)$$

In Fig. 13, we present our numerical results for this case with $\theta_1 = \lambda$ and $\theta_2 = \mu$.

(i) It is clear from above expressions that modifications to mixing angle θ_{13} and θ_{23} is only dictated by perturbation parameter λ . Thus $|\lambda|$ is tightly constrained from fitting of θ_{13} which in turn allows narrow ranges for θ_{23} corresponding to its negative and positive values of λ in parameter space. However θ_{12} gets leading order correction from parameter μ and thus can have wide range of values in parameter space.

(ii) The minimum value of $\chi^2 \sim 0.38$ which gives $\theta_{12} \sim 32.76^\circ$, $\theta_{23} \sim 40.09^\circ$ and $\theta_{13} \sim 8.41^\circ$ for this best fit. This case is much favorable and is able to fit mixing angles in 1σ range quite comfortably.

7.4 13-23 Rotation

This case corresponds to rotations in 13 and 23 sector of HG mixing matrix. The neutrino mixing angles for small perturbation parameters λ and ν are given by

$$\sin \theta_{13} \approx |\nu V_{12} + \lambda V_{11}|, \quad (7.10)$$

$$\sin \theta_{23} \approx \left| \frac{(1 - \nu^2 - \lambda^2)V_{23} + \nu V_{22} + \lambda V_{21}}{\cos \theta_{13}} \right|, \quad (7.11)$$

$$\sin \theta_{12} \approx \left| \frac{(1 - \nu^2)V_{12} - \nu \lambda V_{11}}{\cos \theta_{13}} \right|. \quad (7.12)$$

In Fig. 14, we show our investigation results for this case with $\theta_1 = \lambda$ and $\theta_2 = \nu$.

(i) For this rotation scheme, θ_{12} receives corrections only at $O(\theta^2)$ and thus its value remain

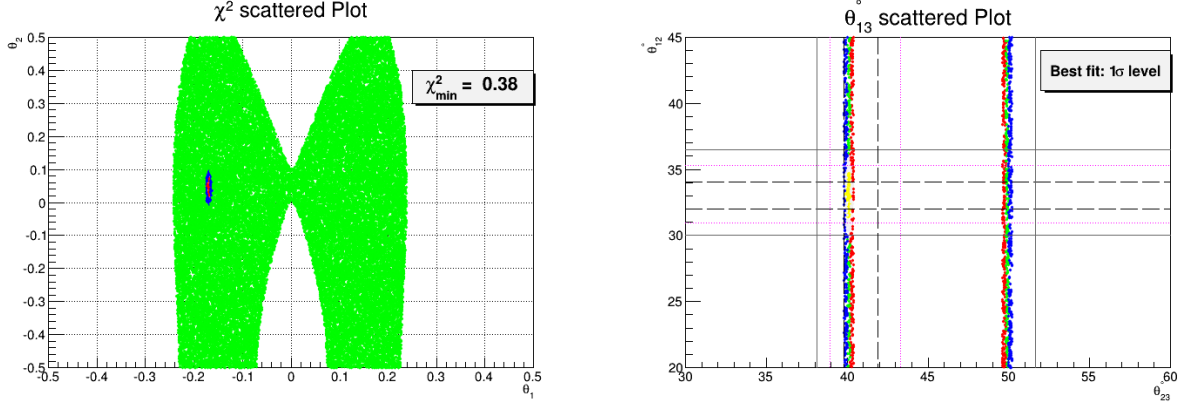


Figure 13: U_{1312}^{HGR} scatter plot of χ^2 (left fig.) over $\lambda - \mu$ (in radians) plane and θ_{13} (right fig.) over $\theta_{23} - \theta_{12}$ (in degrees) plane.

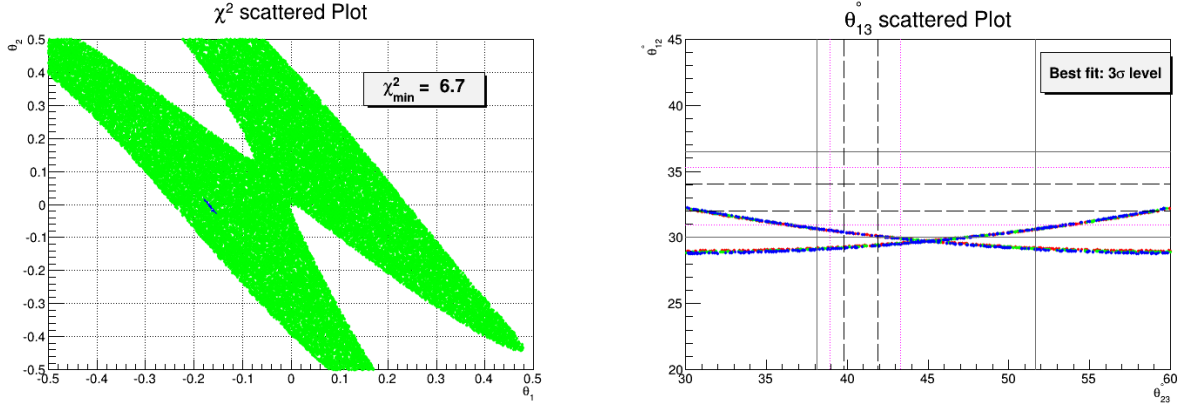


Figure 14: U_{1323}^{HGR} scatter plot of χ^2 (left fig.) over $\lambda - \nu$ (in radians) plane and θ_{13} (right fig.) over $\theta_{23} - \theta_{12}$ (in degrees) plane.

close to its unperturbed value.

(ii) The minimum value of $\chi^2 \sim 6.7$ which produces $\theta_{12} \sim 30.33^\circ$, $\theta_{23} \sim 40.31^\circ$ and $\theta_{13} \sim 8.37^\circ$ for this fit. Hence this case is viable at 3σ level.

7.5 23-12 Rotation

This case pertains to rotations in 23 and 12 sector of HG mixing matrix. The expressions for neutrino mixing angles in this perturbed scheme are given by

$$\sin \theta_{13} \approx |\nu V_{12}|, \quad (7.13)$$

$$\sin \theta_{23} \approx \left| \frac{(1 - \nu^2)V_{23} + \nu V_{22}}{\cos \theta_{13}} \right|, \quad (7.14)$$

$$\sin \theta_{12} \approx \left| \frac{(1 - \mu^2 - \nu^2)V_{12} + \mu V_{11}}{\cos \theta_{13}} \right|. \quad (7.15)$$

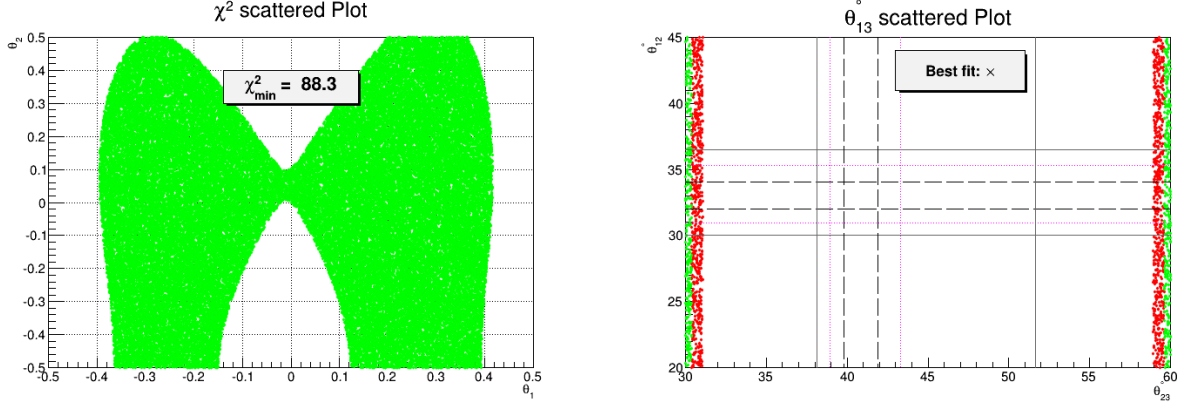


Figure 15: U_{2312}^{HGR} scatter plot of χ^2 (left fig.) over $\nu - \mu$ (in radians) plane and θ_{13} (right fig.) over $\theta_{23} - \theta_{12}$ (in degrees) plane.

In Fig. 15, we present our numerical results for this case with $\theta_1 = \nu$ and $\theta_2 = \mu$.

- (i) The corrections to mixing angle θ_{13} and θ_{23} is only governed by perturbation parameter ν . Thus magnitude of parameter ν is tightly constrained from fitting of θ_{13} . This in turn allows only very narrow ranges for θ_{23} corresponding to negative and positive values of ν in parameter space. However θ_{12} solely depends on μ and thus can have wide range of possible values in parameter space.
- (ii) The minimum value of $\chi^2 \sim 88.3$ which produces $\theta_{12} \sim 32.91^\circ$, $\theta_{23} \sim 30.63^\circ$ and $\theta_{13} \sim 8.14^\circ$ for its respective best fit. Hence this case is not consistent even at 3σ level.

7.6 23-13 Rotation

This perturbative scheme is quite similar to 13-12 rotation with interchange of expressions for θ_{12} and θ_{23} mixing angles. The neutrino mixing angles under small rotation limit are given by

$$\sin \theta_{13} \approx |\nu V_{12} + \lambda V_{11}|, \quad (7.16)$$

$$\sin \theta_{23} \approx \left| \frac{(1 - \nu^2 - \lambda^2)V_{23} + \nu V_{22} + \lambda V_{21}}{\cos \theta_{13}} \right|, \quad (7.17)$$

$$\sin \theta_{12} \approx \left| \frac{(\nu^2 - 1)V_{12}}{\cos \theta_{13}} \right|. \quad (7.18)$$

In Fig. 16, we present our numerical findings for this case with $\theta_1 = \lambda$ and $\theta_2 = \nu$.

The salient features of this perturbative scheme are:

- (i) Here θ_{12} mixing angle receives corrections of $O(\nu^2)$ and thus its value remain near to its unperturbed value. However θ_{23} can have wide range of values in parameter space since it got leading order correction from parameter ν and λ .
- (ii) The minimum value of $\chi^2 \sim 6.3$ and it produces $\theta_{12} \sim 30.36^\circ$, $\theta_{23} \sim 40.75^\circ$ and $\theta_{13} \sim 8.45^\circ$. Hence this case is allowed at 3σ level.

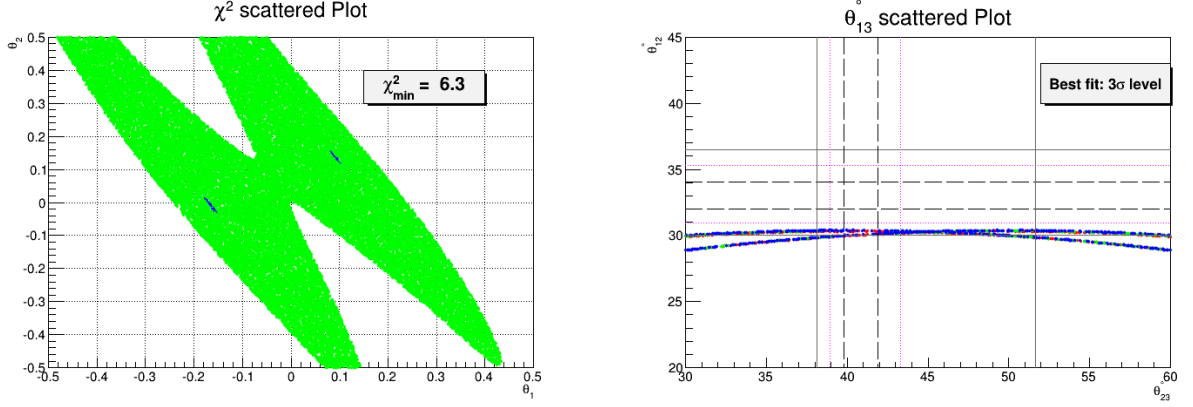


Figure 16: U_{2313}^{HGR} scatter plot of χ^2 (left fig.) over $\nu - \lambda$ (in radians) plane and θ_{13} (right fig.) over $\theta_{23} - \theta_{12}$ (in degrees) plane.

8 Rotations- $R_{\alpha\beta}.V_{HG}.R_{\gamma\delta}(\alpha\beta \neq \gamma\delta)$

Here we first discuss the perturbative schemes for which $\alpha\beta \neq \gamma\delta$ and investigate their role for fitting the neutrino mixing data in parameter space.

8.1 12-13 Rotation

This correction scheme pertains to rotation in 12 and 13 sector of HG mixing matrix. Under small rotation limit, we have $\sin \theta \approx \theta$ and $\cos \theta \approx 1 - \theta^2$, so the expressions for neutrino mixing angles truncated at order $O(\theta^2)$ are given as

$$\sin \theta_{13} \approx |\mu V_{23} + \lambda V_{11} + \mu \lambda V_{21}|, \quad (8.1)$$

$$\sin \theta_{23} \approx \left| \frac{(1 - \mu^2 - \lambda^2)V_{23} + \lambda V_{21} - \mu \lambda V_{11}}{\cos \theta_{13}} \right|, \quad (8.2)$$

$$\sin \theta_{12} \approx \left| \frac{(1 - \mu^2)V_{12} + \mu V_{22}}{\cos \theta_{13}} \right|. \quad (8.3)$$

In Fig. 17, we present our investigation results with $\theta_1 = \lambda$ and $\theta_2 = \mu$. The salient features of this mixing scheme are:

- (i) Here mixing angles exhibit good coorelations among themselves since perturbation parameters (μ, λ) enters into all mixing angles at leading order.
- (ii) This is the most favorable case with $\chi^2_{min} \sim 0.28$ which produces $\theta_{12} \sim 32.56^\circ$, $\theta_{23} \sim 40.97^\circ$ and $\theta_{13} \sim 8.44^\circ$. Hence it fits all mixing angles quite comfortably and is allowed at 1σ level.

8.2 12-23 Rotation

This mixing case pertains to rotation in 12 and 23 sector of HG mixing matrix. The expressions for neutrino mixing angles under small rotation limit are given as

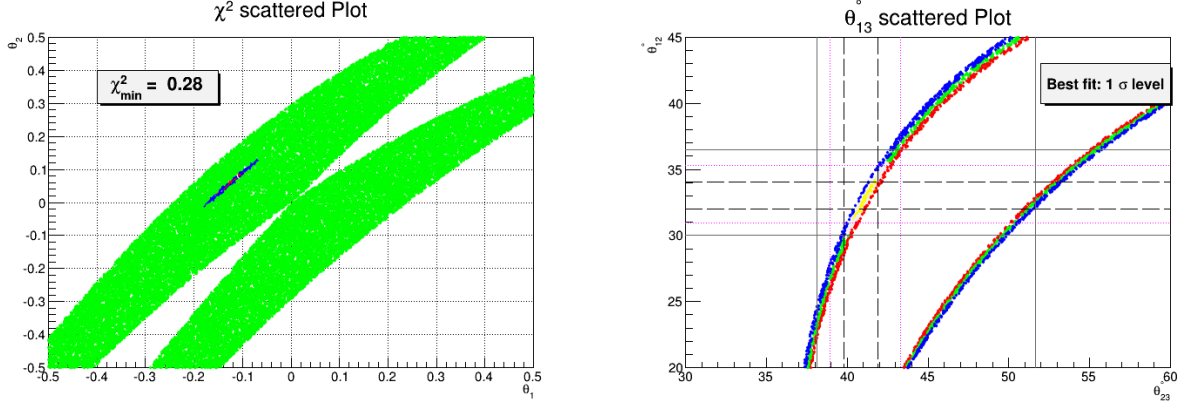


Figure 17: U_{HGLR}^{1213} scatter plot of χ^2 (left fig.) over $\mu - \lambda$ (in radians) plane and θ_{13} (right fig.) over $\theta_{23} - \theta_{12}$ (in degrees) plane. The information about other color coding and various horizontal, vertical lines in right fig. is given in text.

$$\sin \theta_{13} \approx |\mu V_{23} + \nu V_{12} + \mu\nu V_{22}|, \quad (8.4)$$

$$\sin \theta_{23} \approx \left| \frac{(1 - \mu^2 - \nu^2)V_{23} + \nu V_{22} - \mu\nu V_{12}}{\cos \theta_{13}} \right|, \quad (8.5)$$

$$\sin \theta_{12} \approx \left| \frac{(1 - \mu^2 - \nu^2)V_{12} + \mu V_{22} - \mu\nu V_{23}}{\cos \theta_{13}} \right|. \quad (8.6)$$

In Fig. 18, we present our numerical results for this case with $\theta_1 = \nu$ and $\theta_2 = \mu$. The main features of this mixing scheme are:

- (i) As like previous case, correction parameters enters at leading order into the expressions of these mixing angles and hence show interesting correlations among themselves.
- (ii) The minimum value of $\chi^2 \sim 41.6$ and it produces $\theta_{12} \sim 37.86^\circ$, $\theta_{23} \sim 45.02^\circ$ and $\theta_{13} \sim 8.31^\circ$. It fits θ_{23} and θ_{13} accurately but θ_{12} remains outside its 3σ periphery. However all mixing angles can be fitted within 3σ range with $\chi^2 \sim 47.4$ which produce $\theta_{12} \sim 36.43^\circ$, $\theta_{23} \sim 46.85^\circ$ and $\theta_{13} \sim 8.33^\circ$. Since all angles remains away from their central values so this fit possess higher value of χ^2 which is greater than χ_{min}^2 .

8.3 13-12 Rotation

This mixing case pertains to rotation in 13 and 12 sector of HG mixing matrix. The expressions for neutrino mixing angles with small perturbation parameters μ and λ are given as

$$\sin \theta_{13} \approx |\lambda V_{33}|, \quad (8.7)$$

$$\sin \theta_{23} \approx \left| \frac{V_{23}}{\cos \theta_{13}} \right|, \quad (8.8)$$

$$\sin \theta_{12} \approx \left| \frac{(1 - \mu^2 - \lambda^2)V_{12} + \mu V_{11} + \lambda V_{22} + \mu\lambda V_{21}}{\cos \theta_{13}} \right|. \quad (8.9)$$

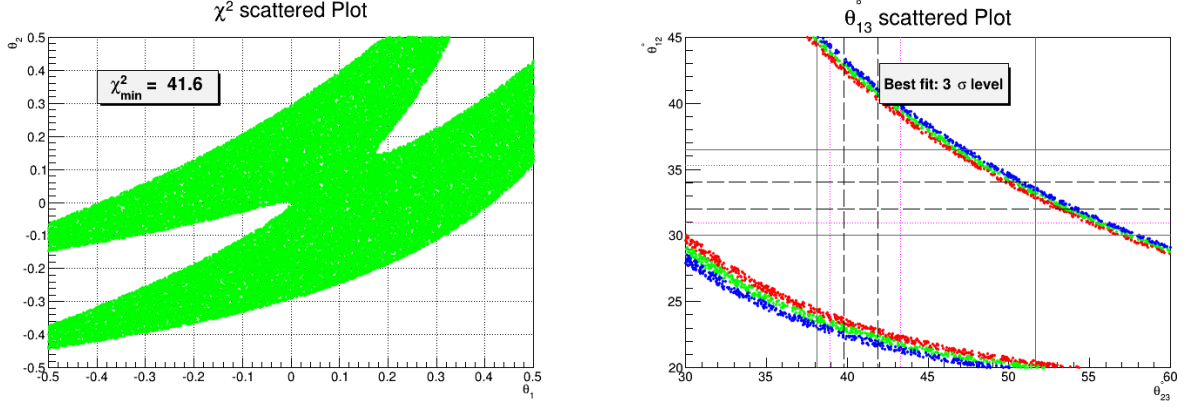


Figure 18: U_{HGLR}^{1223} scatter plot of χ^2 (left fig.) over $\mu - \nu$ (in radians) plane and θ_{13} (right fig.) over $\theta_{23} - \theta_{12}$ (in degrees) plane. The information about color coding and various horizontal, vertical lines in right fig. is given in text.

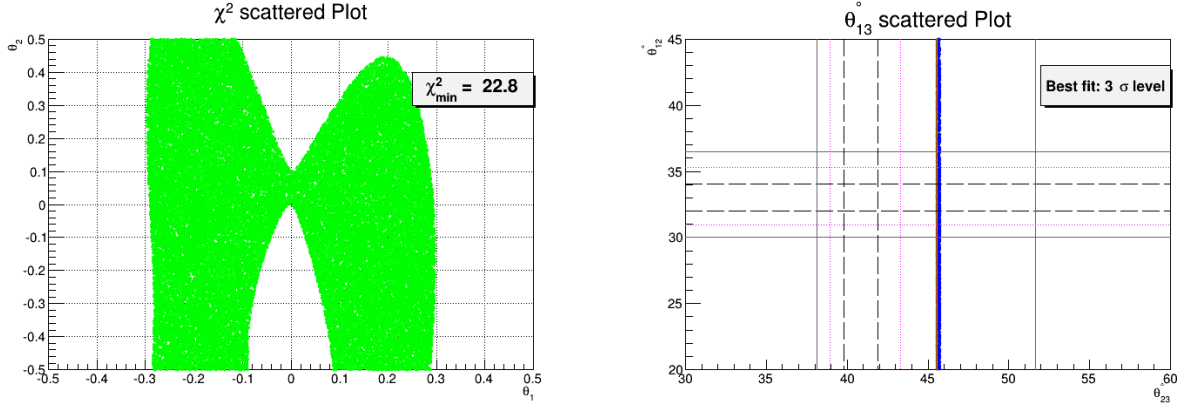


Figure 19: U_{HGLR}^{1312} scatter plot of χ^2 (left fig.) over $\lambda - \mu$ (in radians) plane and θ_{13} (right fig.) over $\theta_{23} - \theta_{12}$ (in degrees) plane. The information about color coding and various horizontal, vertical lines in right fig. is given in text.

In Fig. 19, we show our numerical findings for this case with $\theta_1 = \lambda$ and $\theta_2 = \mu$. The main characteristics features of this mixing scheme are:

- (i) For mixing angle θ_{23} , correction parameter λ enters only through $\sin \theta_{13}$ and hence its value remains quite close to its unperturbed prediction.
- (ii) The minimum value of $\chi^2 \sim 22.8$ and it produces $\theta_{12} \sim 33.08^\circ$, $\theta_{23} \sim 45.62^\circ$ and $\theta_{13} \sim 8.39^\circ$. Hence this scheme is allowed at 3σ level.

8.4 13-23 Rotation

This case refers to rotation in 13 and 23 sector of HG mixing matrix. The expressions for neutrino mixing angles under small rotation limit are given as

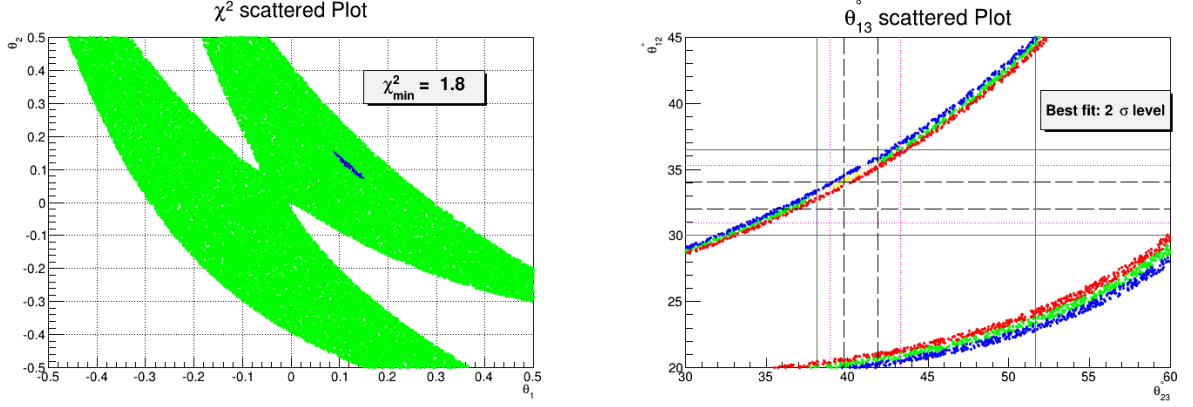


Figure 20: U_{HGLR}^{1323} scatter plot of χ^2 (left fig.) over $\lambda - \nu$ (in radians) plane and θ_{13} (right fig.) over $\theta_{23} - \theta_{12}$ (in degrees) plane. The information about color coding and various horizontal, vertical lines in right fig. is given in text.

$$\sin \theta_{13} \approx |\nu V_{12} - \lambda V_{23} + \nu \lambda V_{22}|, \quad (8.10)$$

$$\sin \theta_{23} \approx \left| \frac{(1 - \nu^2)V_{23} + \nu V_{22}}{\cos \theta_{13}} \right|, \quad (8.11)$$

$$\sin \theta_{12} \approx \left| \frac{(1 - \lambda^2 - \nu^2)V_{12} + \lambda V_{22} + \nu \lambda V_{23}}{\cos \theta_{13}} \right|. \quad (8.12)$$

Fig. 20 corresponds to perturbed HG with $\theta_1 = \lambda$ and $\theta_2 = \nu$. The main characteristics of this scheme are:

- (i) The correction parameters λ and ν enters into the expressions of mixing angles at leading order and thus they show good correlations among themselves.
- (ii) The minimum value of $\chi^2 \sim 1.8$ and it produces $\theta_{12} \sim 34.18^\circ$, $\theta_{23} \sim 39.87^\circ$ and $\theta_{13} \sim 8.41^\circ$. Hence this scheme is favorable and able to fit mixing data quite close to 1σ region but ultimately is allowed only at 2σ level.

8.5 23-12 Rotation

This perturbative scheme pertains to rotation in 23 and 12 sector of HG mixing matrix. However in this case θ_{13} doesn't get any corrections from perturbation matrix i.e. $\theta_{13} = 0$. So we left the discussion for this case.

8.6 23-13 Rotation

This correction case is much similar to 13-12 rotation with interchange of expressions for θ_{12} and θ_{23} mixing angles. The expressions of neutrino mixing angles for small perturbation parameters ν and λ are given as

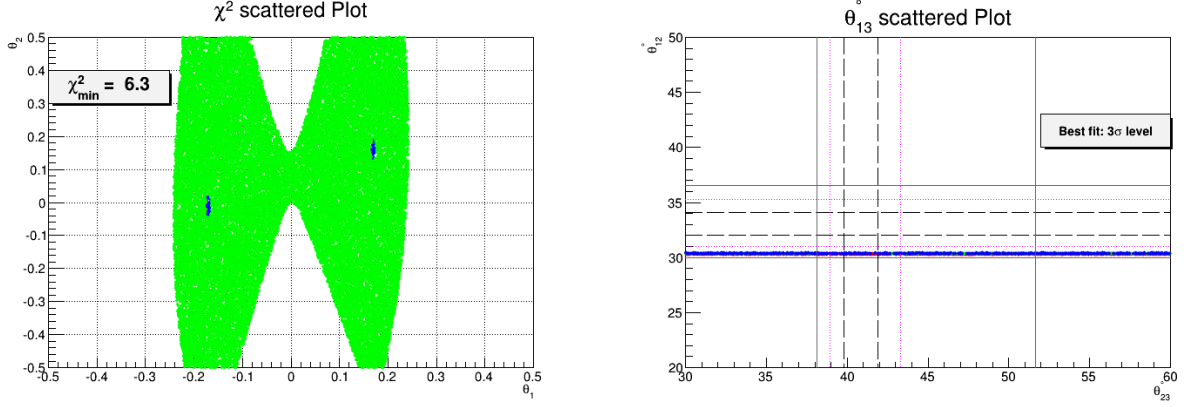


Figure 21: U_{HGLR}^{2313} scatter plot of χ^2 (left fig.) over $\nu - \lambda$ (in radians) plane and θ_{13} (right fig.) over $\theta_{23} - \theta_{12}$ (in degrees) plane. The information about color coding and various horizontal, vertical lines in right fig. is given in text.

$$\sin \theta_{13} \approx |\lambda V_{11}|, \quad (8.13)$$

$$\sin \theta_{23} \approx \left| \frac{(1 - \nu - \nu^2 - \lambda^2)V_{23} + \lambda(1 + \nu)V_{21}}{\cos \theta_{13}} \right|, \quad (8.14)$$

$$\sin \theta_{12} \approx \left| \frac{V_{12}}{\cos \theta_{13}} \right|. \quad (8.15)$$

In Fig. 21, we present our investigation results for this case with $\theta_1 = \lambda$ and $\theta_2 = \nu$. The main characteristics of this mixing scheme are:

- (i) Here corrections to mixing angle θ_{12} enters through only $\sin \theta_{13}$ so its value remain near to its unperturbed value. However θ_{23} can have wide range of values since it get leading order correction from both perturbation parameters.
- (ii) The minimum value of $\chi^2 \sim 6.3$ for this case which gives $\theta_{12} \sim 30.36^\circ$, $\theta_{23} \sim 40.72^\circ$ and $\theta_{13} \sim 8.45^\circ$. Thus this scenario is consistent at 3σ level.

9 Rotations- $R_{\alpha\beta}.V_{HG}.R_{\gamma\delta}(\alpha\beta = \gamma\delta)$

Now we will take up the rotation schemes where $\alpha\beta = \gamma\delta$ and investigate their significance in fitting the neutrino mixing data.

9.1 12-12 Rotation

This perturbative scheme pertains to rotation in 12 sector of HG mixing matrix. Here 12 rotation matrix operates from left as well as right side of unperturbed matrix. The expressions for neutrino mixing angles under small rotation limit are given by

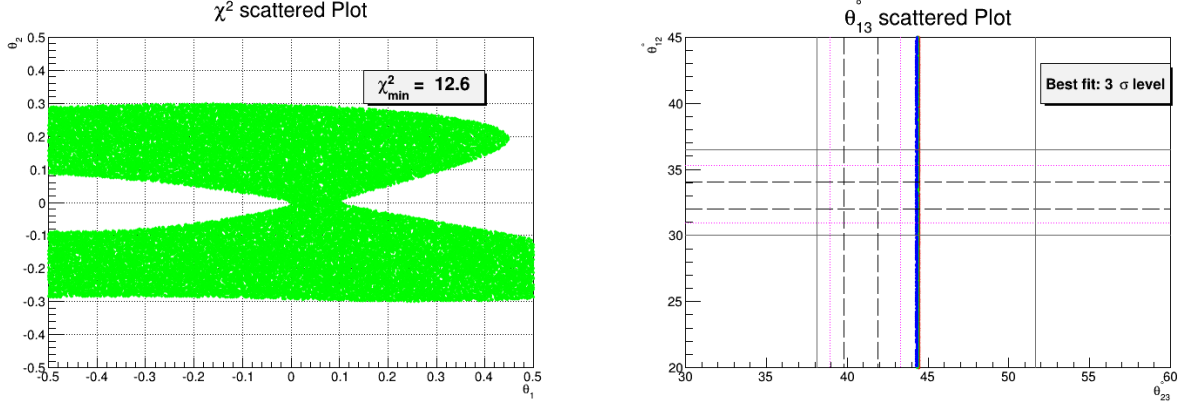


Figure 22: U_{HGLR}^{1212} scatter plot of χ^2 (left fig.) over $\mu_1 - \mu_2$ (in radians) plane and θ_{13} (right fig.) over $\theta_{23} - \theta_{12}$ (in degrees) plane. The information about color coding and various horizontal, vertical lines in right fig. is given in text.

$$\sin \theta_{13} \approx |\mu_1 V_{23}|, \quad (9.1)$$

$$\sin \theta_{23} \approx \left| \frac{(\mu_1^2 - 1)V_{23}}{\cos \theta_{13}} \right|, \quad (9.2)$$

$$\sin \theta_{12} \approx \left| \frac{(1 - \mu_1^2 - \mu_2^2)V_{12} + \mu_1 V_{22} + \mu_2 V_{11} + \mu_1 \mu_2 V_{21}}{\cos \theta_{13}} \right|. \quad (9.3)$$

In Fig. 22, we present our numerical results corresponding to this perturbative case with $\theta_1 = \mu_2$ and $\theta_2 = \mu_1$. The main characteristics of this mixing are:

(i) Here atmospheric mixing angle (θ_{23}) remains quite close to its original value since it gets correction only of $O(\theta^2)$ from perturbation matrix. However θ_{12} receives leading order correction from parameter μ_1 and μ_2 and thus possess wide range of values in parameter space.

(ii) The minimum value of $\chi^2 \sim 12.6$ for this case which pertains to $\theta_{12} \sim 33.11^\circ$, $\theta_{23} \sim 44.37^\circ$ and $\theta_{13} \sim 8.42^\circ$. Thus this scenario is consistent at 3σ level.

9.2 13-13 Rotation

In this correction scheme, 13 rotation matrix acts from left as well as right side of HG mixing matrix. The expressions for neutrino mixing angles under small rotation limit are given as

$$\sin \theta_{13} \approx |\lambda_1 V_{23} - \lambda_2 V_{11} - \lambda_1 \lambda_2 V_{21}|, \quad (9.4)$$

$$\sin \theta_{23} \approx \left| \frac{(1 - \lambda_2^2)V_{23} + \lambda_2 V_{21}}{\cos \theta_{13}} \right|, \quad (9.5)$$

$$\sin \theta_{12} \approx \left| \frac{(1 - \lambda_1^2)V_{12} + \lambda_1 V_{22}}{\cos \theta_{13}} \right|. \quad (9.6)$$

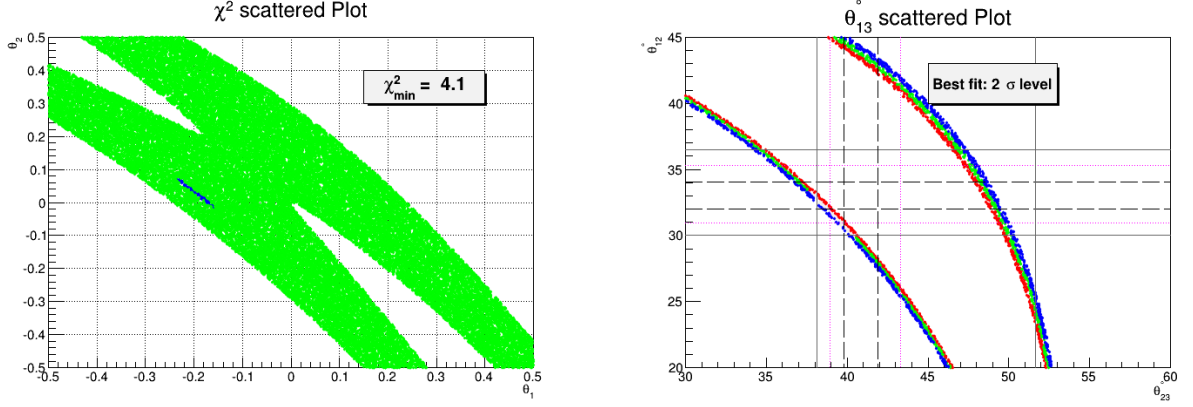


Figure 23: U_{HGLR}^{1313} scatter plot of χ^2 (left fig.) over $\lambda_1 - \lambda_2$ (in radians) plane and θ_{13} (right fig.) over $\theta_{23} - \theta_{12}$ (in degrees) plane. The information about color coding and various horizontal, vertical lines in right fig. is given in text.

In Fig. 23, we show our results pertaining to this case with $\theta_1 = \lambda_2$ and $\theta_2 = \lambda_1$. The salient features of this mixing scheme are:

- (i) Here perturbation parameters goes into all mixing angles at leading order so this mixing scheme present nice correlations among themselves.
- (ii) The minimum value of $\chi^2 \sim 4.1$ for this case which gives $\theta_{12} \sim 31.73^\circ$, $\theta_{23} \sim 38.99^\circ$ and $\theta_{13} \sim 8.45^\circ$. Thus this scenario is favorable and is consistent at 2σ level.

9.3 23-23 Rotation

In this perturbation scheme, 23 rotation matrix operates on left as well as right side of HG mixing matrix. The expressions for neutrino mixing angles under small rotation limit are given as

$$\sin \theta_{13} \approx |\nu_2 V_{12}|, \quad (9.7)$$

$$\sin \theta_{23} \approx \left| \frac{(1 - \nu_1 - \nu_1^2 - \nu_2^2) V_{23} + \nu_2 (1 + \nu_1) V_{22}}{\cos \theta_{13}} \right|, \quad (9.8)$$

$$\sin \theta_{12} \approx \left| \frac{(\nu_2^2 - 1) V_{12}}{\cos \theta_{13}} \right|. \quad (9.9)$$

In Fig. 24, we present our numerical investigation results for this case with $\theta_1 = \nu_2$ and $\theta_2 = \nu_1$. The main characteristics of this mixing are:

- (i) Here solar mixing angle(θ_{12}) remains quite near to its original value since it receives corrections only of $O(\theta^2)$ from perturbation matrix. However θ_{23} gets corrected at leading order from ν_1 and ν_2 and thus can possess wide range of values in parameter space.
- (ii) The minimum value of $\chi^2 \sim 14.7$ for this case which gives $\theta_{12} \sim 28.89^\circ$, $\theta_{23} \sim 40.76^\circ$ and $\theta_{13} \sim 8.42^\circ$. Thus this scenario is unable to bring θ_{12} in its 3σ domain and thus not viable.

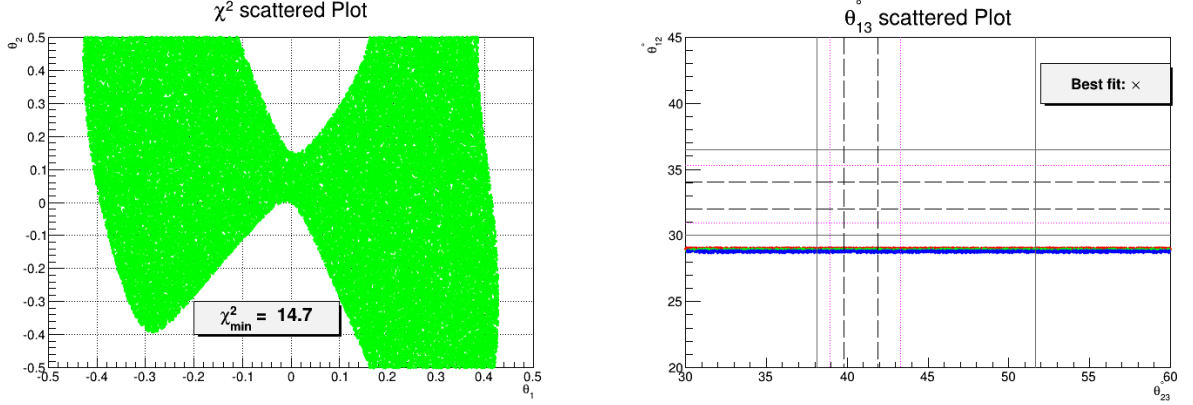


Figure 24: U_{HGLR}^{2323} scatter plot of χ^2 (left fig.) over $\nu_1 - \nu_2$ (in radians) plane and θ_{13} (right fig.) over $\theta_{23} - \theta_{12}$ (in degrees) plane. The information about color coding and various horizontal, vertical lines in right fig. is given in text.

10 Summary and Conclusions

Among various proposed mixing schemes to explain neutrino mixing data, Hexagonal mixing(HG) turns out to be an interesting possibility with a prediction of vanishing reactor mixing angle. The atmospheric mixing angle(θ_{23}) is maximal and solar mixing angle (θ_{12}) value is 30° in this scenario. However neutrino flavor mixing data point towards non zero reactor mixing angle ($\theta_{13} \approx 8^\circ$) with departure of other two mixing angles from predicted values. Thus this mixing scheme should be checked for its consistency under various perturbative schemes.

In this work, we presented a systematic analysis of perturbations around HG mixing scenario. The corrections are parametrized in terms of three orthogonal rotation matrices R_{12} , R_{13} and R_{23} which acts on 12, 13 and 23 sector of unperturbed PMNS matrix respectively. We did numerical investigation for various possible cases for which perturbation matrix is governed by one and two rotation matrices. Thus corresponding modified PMNS matrix is of the forms $(R_{ij} \cdot V_{HG}, R_{ij} \cdot R_{kl} \cdot V_{HG}, V_{HG} \cdot R_{ij}, V_{HG} \cdot R_{ij} \cdot R_{kl}, R_{ij} \cdot V_{HG} \cdot R_{kl})$ where V_{HG} is unperturbed HG matrix. From a theoretical point of view, PMNS matrix is given by $U_{PMNS} = U_l^\dagger U_\nu$ so these corrections might originate from charged lepton, neutrino or from both sectors. In this work, we assumed all CP violating phases to be zero. The effects of these phases on our current analysis will be discussed in near future. For our investigation, we constructed a χ^2 function which is a combined measure of deviation of three mixing angles coming from perturbed mixing matrix to that from experimental best fit values. We scanned the parameter space by varying perturbation parameters to find best fit with lowest χ^2 (i.e. χ_{min}^2) in each case. Thus we presented our numerical findings in terms of χ^2 vs perturbation parameters and as correlations among different neutrino mixing angles. The final results are summarized in Table 2 and Table 3 for single and double rotation cases respectively.

The rotation $R_{12} \cdot V_{HG}$, provides negligible corrections to θ_{23} and thus its value remain

close to its unperturbed prediction. Moreover it is unable to bring θ_{12} in its 3σ range and thus this case is ruled out. For rotation $R_{13} \cdot V_{HG}$, θ_{23} receives very minor corrections through θ_{13} and thus its value remains almost close to its unperturbed prediction. It is also unsuccessful in bringing θ_{12} under its 3σ periphery and thus this case is also not viable. For $R_{23} \cdot V_{HG}$ rotation, θ_{13} doesn't receive any perturbative corrections and thus its value remains zero only. Hence we didn't discuss this case any further. Like previous case, rotation $V_{HG} \cdot R_{12}$ also doesn't impart corrections to 13 mixing angle and thus we left this case too for any further discussion. For perturbative $V_{HG} \cdot R_{13}$ case, θ_{12} gets very minor corrections which comes through θ_{13} and thus its value remains quite close to its unperturbed prediction. This case is best suited with $\chi^2_{min} \sim 6.6$ and can fit all mixing angles within 3σ range. The $V_{HG} \cdot R_{23}$ rotation case is not consistent with mixing data.

For rotation $R_{12} \cdot R_{13} \cdot V_{HG}$, θ_{23} remain close to its unperturbed value and thus this case is only consistent at 3σ level. The rotation $R_{12} \cdot R_{23} \cdot V_{HG}$ is able to fit all mixing angles within 3σ range. The value of all mixing angles remains quite close to their 3σ boundary and thus this case is not much preferable. The perturbation scheme $R_{13} \cdot R_{12} \cdot V_{HG}$, is much similar to $R_{12} \cdot R_{13} \cdot V_{HG}$ and is consistent at 3σ level. For rotation $R_{13} \cdot R_{23} \cdot V_{HG}$, is also only consistent at 3σ level. The rotation schemes $R_{23} \cdot R_{12} \cdot V_{HG}$ and $R_{23} \cdot R_{13} \cdot V_{HG}$ prefers two regions of θ_{12} which are outside its 3σ region. So these cases are not viable.

The perturbation scheme $V_{HG} \cdot R_{12} \cdot R_{13}$ is much preferable since it is possible to fit all mixing angles within 1σ range. The rotation scheme $V_{HG} \cdot R_{12} \cdot R_{23}$ gives very low value of θ_{23} which is outside its 3σ range. Thus this mixing scheme is not viable. The rotation $V_{HG} \cdot R_{13} \cdot R_{12}$ is most favorite as it is able to fit all mixing angles within 1σ range with $\chi^2 \sim 0.38$. The perturbed rotation $V_{HG} \cdot R_{13} \cdot R_{23}$ imparts corrections to θ_{12} only at $O(\theta^2)$. Thus its value remain quite close to its original value and hence this mixing scheme is only allowed at 3σ level. The rotation scheme $V_{HG} \cdot R_{23} \cdot R_{12}$ prefers very low value of θ_{23} which is outside its 3σ periphery and it is not consistent. Like $V_{HG} \cdot R_{13} \cdot R_{23}$ case, rotation scheme $V_{HG} \cdot R_{23} \cdot R_{13}$ also imparts negligible corrections to θ_{12} . Thus this mixing scheme can only be consistent at 3σ level.

The perturbative rotation $R_{12} \cdot V_{HG} \cdot R_{13}$ is most favorable as it fits all mixing angles comfortably within 1σ level of confidence with $\chi^2_{min} \sim 0.28$. For $R_{12} \cdot V_{HG} \cdot R_{23}$ perturbation, all mixing angles can be fitted within 3σ range quite close to their permissible boundaries. The rotation $R_{13} \cdot V_{HG} \cdot R_{12}$ introduces negligible corrections for angle θ_{23} . Since HG mixing scheme predict $\theta_{23} = 45^\circ$ so this case is still allowed at 3σ level. The rotation $R_{13} \cdot V_{HG} \cdot R_{23}$ is favorable as it is able to reach quite close to its 1σ level boundaries but ultimately is only consistent at 2σ level of confidence. The case of perturbative rotation $R_{23} \cdot V_{HG} \cdot R_{12}$ doesn't introduce corrections to reactor mixing angle i.e. $\theta_{13} = 0$. Thus this case is completely excluded and hence not taken up any further. Finally the rotation $R_{23} \cdot V_{HG} \cdot R_{13}$ impart very negligible corrections for solar angle θ_{12} . Since HG mixing scenario predict $\theta_{12} = 30^\circ$ so this case is allowed at 3σ level of confidence. As far as the rotations for which $\alpha\beta = \gamma\delta$ is concerned, 13-13 is the most preferred case among them. The rotation $R_{12} \cdot V_{HG} \cdot R_{12}$ imparts negligible corrections to θ_{23} mixing angle and it is consistent at 3σ level. The rotation $R_{13} \cdot V_{HG} \cdot R_{13}$ is preferable as it is able to fit all mixing angles within 2σ level. Finally the rotation scheme $R_{23} \cdot V_{HG} \cdot R_{23}$ is unable to fit θ_{12} and

thus is not consistent even at 3σ level of confidence.

This finishes our discussion on checking the consistency of Perturbed HG mixing for various perturbative schemes with latest neutrino mixing data. This analysis might be useful in restricting large number of possible models which offers different corrections to this mixing scheme. It thus can serve as a guideline for neutrino model building in this scenario. However all such issues including the origin of these perturbations are left for future studies.

11 Acknowledgements

The author is grateful to CERN ROOT group for providing support on data plotting.

A Results: Summary

This section contains all our results in tabular form for discussed rotation schemes. In Table 2, we summarize our investigation results corresponding to $(R_{ij} \cdot U, U \cdot R_{ij})$ PMNS matrices. Table 3 contains the outcomes of our study related to $(R_{ij} \cdot R_{kl} \cdot U, U \cdot R_{ij} \cdot R_{kl})$ and $(R_{ij} \cdot U \cdot R_{kl})$ PMNS matrices respectively.

$R_{ij}^l \cdot U$		$U \cdot R_{ij}^r$	
R_{ij}^l	Perturbed Hexagonal	R_{ij}^r	Perturbed Hexagonal
R_{12}^l	(42.4, \times)	R_{12}^r	(960.7, $-$)
R_{13}^l	(52.3, \times)	\mathbf{R}_{13}^r	(6.6, 3σ)
R_{23}^l	(951.4, $-$)	R_{23}^r	(102.6, \times)

Table 2: (χ_{min}^2 , Best fit level) for perturbative schemes governed by $(R_{ij} \cdot V_{HG}, V_{HG} \cdot R_{ij})$ PMNS matrices. Here ' \times ' refers to the case which is unsuccessful in fitting mixing angles even at 3σ level while ' $-$ ' denotes the situation with vanishing reactor mixing angle ($\theta_{13} = 0$).

$R_{ij}^l \cdot R_{kl}^l \cdot U$		$U \cdot R_{ij}^r \cdot R_{kl}^r$		$R_{ij}^l \cdot U \cdot R_{kl}^r$	
$R_{ij}^l \cdot R_{kl}^l$	Perturbed HG	$R_{ij}^r \cdot R_{kl}^r$	Perturbed HG	$R_{ij}^l \cdot R_{kl}^r$	Perturbed HG
$R_{12}^l \cdot R_{13}^l$	(13.5, 3σ)	$\mathbf{R}_{12}^r \cdot \mathbf{R}_{13}^r$	(1.1, 1σ)	$\mathbf{R}_{12}^l \cdot \mathbf{R}_{13}^r$	(0.28, 1σ)
$R_{12}^l \cdot R_{23}^l$	(39.4, 3σ)	$R_{12}^r \cdot R_{23}^r$	(50.8, \times)	$R_{12}^l \cdot R_{23}^r$	(41.6, 3σ)
$R_{13}^l \cdot R_{12}^l$	(17.7, 3σ)	$\mathbf{R}_{13}^r \cdot \mathbf{R}_{12}^r$	(0.38, 1σ)	$R_{13}^l \cdot R_{12}^r$	(22.8, 3σ)
$R_{13}^l \cdot R_{23}^l$	(15.8, 3σ)	$R_{13}^r \cdot R_{23}^r$	(6.7, 3σ)	$R_{13}^l \cdot R_{23}^r$	(1.8, 2σ)
$R_{23}^l \cdot R_{12}^l$	(29.7, \times)	$R_{23}^r \cdot R_{12}^r$	(88.3, \times)	$R_{23}^l \cdot R_{12}^r$	(943.3, $-$)
$R_{23}^l \cdot R_{13}^l$	(29.7, \times)	$R_{23}^r \cdot R_{13}^r$	(6.3, 3σ)	$R_{23}^l \cdot R_{13}^r$	(6.3, 3σ)
				$R_{12}^l \cdot R_{12}^r$	(12.6, 3σ)
				$R_{13}^l \cdot R_{13}^r$	(4.1, 2σ)
				$R_{23}^l \cdot R_{23}^r$	(14.7, \times)

Table 3: (χ_{min}^2 , Best fit level) for perturbative schemes governed by $(R_{ij} \cdot V_{HG}, V_{HG} \cdot R_{ij})$ PMNS matrices. Here ' \times ' refers to the case which is unsuccessful in fitting mixing angles even at 3σ level while ' $-$ ' denotes the situation with vanishing reactor mixing angle ($\theta_{13} = 0$).

References

- [1] F. P. An *et al.* [DAYA-BAY Collaboration], *Observation of electron-antineutrino disappearance at Daya Bay*, *Phys. Rev. Lett.* **108**, 171803 (2012) [arXiv:1203.1669 [hep-ex]].
- [2] K. Abe *et al.* [T2K Collaboration], *Phys. Rev. Lett.* **107**, 041801 (2011) [arXiv:1106.2822 [hep-ex]].
- [3] Y. Abe *et al.* [DOUBLE-CHOOZ Collaboration], *Indication for the disappearance of reactor electron antineutrinos in the Double Chooz experiment*, *Phys. Rev. Lett.* **108**, 131801 (2012) [arXiv:1112.6353 [hep-ex]].
- [4] P. Adamson *et al.* [MINOS Collaboration], *Improved search for muon-neutrino to electron-neutrino oscillations in MINOS*, *Phys. Rev. Lett.* **107**, 181802 (2011) [arXiv:1108.0015 [hep-ex]].
- [5] J. K. Ahn *et al.* [RENO Collaboration], *Observation of Reactor Electron Antineutrino Disappearance in the RENO Experiment*, *Phys. Rev. Lett.* **108**, 191802 (2012) [arXiv:1204.0626 [hep-ex]].
- [6] I. Stancu, D. V. Ahluwalia and , *L/E flatness of the electron - like event ratio in Super-Kamiokande and a degeneracy in neutrino masses*, *Phys. Lett. B* **460**, 431 (1999) [hep-ph/9903408]; P. F. Harrison, D. H. Perkins, W. G. Scott, *Tri-Bimaximal Mixing and the Neutrino Oscillation Data*, *Phys. Lett. B* **530**, 167 (2002) [arXiv:0202074 [hep-ph]]; P. F. Harrison, W. G. Scott, *Symmetries and Generalisations of Tri-Bimaximal Neutrino Mixing*, *Phys. Lett. B* **535**, 163 (2002) [arXiv:0203209 [hep-ph]]; Zhi zhong Xing, *Nearly Tri-Bimaximal Neutrino Mixing and CP Violation*, *Phys. Lett. B* **533**, 85 (2002) [arXiv:0204049 [hep-ph]]; G. Altarelli, F. Feruglio, L. Merlo and E. Stamou, *Discrete Flavour Groups, θ_{13} and Lepton Flavour Violation*, *JHEP* **1208**, 021 (2012) [arXiv:1205.4670 [hep-ph]].
- [7] F. Vissani, *A Study of the scenario with nearly degenerate Majorana neutrinos*, hep-ph/9708483; V. D. Barger, S. Pakvasa, T. J. Weiler, K. Whisnant, *Bi-Maximal Mixing of Three Neutrinos*, *Phys. Lett. B* **467**, 107 (1998) [arXiv:9806387 [hep-ph]]; A. J. Baltz, A. S. Goldhaber, M. Goldhaber, *The Solar Neutrino Puzzle: An Oscillation Solution with Maximal Neutrino Mixing*, *Phys. Rev. Lett.* **81**, 5730 (1998) [arXiv:9806540 [hep-ph]]; D. V. Ahluwalia and , *Reconciling Super-Kamiokande, LSND, and home-stake neutrino oscillation data*, *Mod. Phys. Lett. A* **13**, 2249 (1998) [hep-ph/9807267]; H. J. He, D. A. Dicus and J. N. Ng, *Phys. Lett. B* **536**, 83 (2002) [hep-ph/0203237]; G. Altarelli, F. Feruglio and L. Merlo, *Revisiting Bimaximal Neutrino Mixing in a Model with $S(4)$ Discrete Symmetry*, *JHEP* **0905**, 020 (2009) [arXiv:0903.1940 [hep-ph]]; H. J. He and X. J. Xu, *Phys. Rev. D* **86**, 111301 (2012) [arXiv:1203.2908 [hep-ph]]; G. Altarelli, F. Feruglio, L. Merlo and E. Stamou, *Discrete Flavour Groups, θ_{13} and Lepton Flavour Violation*, *JHEP* **1208**, 021 (2012) [arXiv:1205.4670 [hep-ph]].
- [8] H. Fritzsch and Z. -Z. Xing, *Lepton mass hierarchy and neutrino oscillations*, *Phys. Lett. B* **372**, 265 (1996) [hep-ph/9509389]; H. Fritzsch and Z. -z. Xing, *Large leptonic flavor mixing and the mass spectrum of leptons*, *Phys. Lett. B* **440**, 313 (1998) [hep-ph/9808272]; Z. -Z. Xing, *The T2K Indication of Relatively Large θ_{13} and a Natural Perturbation to the Democratic Neutrino Mixing Pattern*, *Chin. Phys. C* **36**, 101 (2012) [arXiv:1106.3244 [hep-ph]].
- [9] C. H. Albright, A. Dueck and W. Rodejohann, *Possible Alternatives to Tri-bimaximal Mixing*, *Eur. Phys. J. C* **70**, 1099 (2010) [arXiv:1004.2798 [hep-ph]].

- [10] M. C. Gonzalez-Garcia, M. Maltoni and T. Schwetz, *JHEP* **1411**, 052 (2014) [arXiv:1409.5439 [hep-ph]].
- [11] F. Capozzi, E. Di Valentino, E. Lisi, A. Marrone, A. Melchiorri and A. Palazzo, *Phys. Rev. D* **95**, no. 9, 096014 (2017) [arXiv:1703.04471 [hep-ph]].
- [12] S. Zhou, *Relatively large θ_{13} and nearly maximal θ_{23} from the approximate $S3$ symmetry of lepton mass matrices*, *Phys. Lett. B* **704**, 291 (2011) [arXiv:1106.4808 [hep-ph]]; T. Araki, *Getting at large θ_{13} with almost maximal θ_{23} from tri-bimaximal mixing*, *Phys. Rev. D* **84**, 037301 (2011) [arXiv:1106.5211 [hep-ph]]; W. Chao and Y. -j. Zheng, *Relatively Large θ_{13} from Modification to the Tri-bimaximal, Bimaximal and Democratic Neutrino Mixing Matrices*, *JHEP* **1302**, 044 (2013) [arXiv:1107.0738 [hep-ph]]; H. Zhang and S. Zhou, *Radiative corrections and explicit perturbations to the tetra-maximal neutrino mixing with large θ_{13}* , *Phys. Lett. B* **704**, 296 (2011) [arXiv:1107.1097 [hep-ph]]; W. Rodejohann, H. Zhang and S. Zhou, *Systematic search for successful lepton mixing patterns with nonzero θ_{13}* , *Nucl. Phys. B* **855**, 592 (2012) [arXiv:1107.3970 [hep-ph]]; S. Antusch, S. F. King, C. Luhn and M. Spinrath, *Trimaximal mixing with predicted θ_{13} from a new type of constrained sequential dominance*, *Nucl. Phys. B* **856**, 328 (2012) [arXiv:1108.4278 [hep-ph]]; S. -F. Ge, D. A. Dicus and W. W. Repko, *Residual Symmetries for Neutrino Mixing with a Large θ_{13} and Nearly Maximal δ_D* , *Phys. Rev. Lett.* **108**, 041801 (2012) [arXiv:1108.0964 [hep-ph]]; P. O. Ludl, S. Morisi and E. Peinado, *The Reactor mixing angle and CP violation with two texture zeros in the light of T2K*, *Nucl. Phys. B* **857**, 411 (2012) [arXiv:1109.3393 [hep-ph]]; X. -G. He and A. Zee, *Minimal modification to the tri-bimaximal neutrino mixing*, *Phys. Lett. B* **645**, 427 (2007) [hep-ph/0607163]; S. F. Ge, H. J. He and F. R. Yin, *JCAP* **1005**, 017 (2010) [arXiv:1001.0940 [hep-ph]]; H. J. He and F. R. Yin, *Phys. Rev. D* **84**, 033009 (2011) [arXiv:1104.2654 [hep-ph]]; X. -G. He and A. Zee, *Minimal Modification to Tri-bimaximal Mixing*, *Phys. Rev. D* **84**, 053004 (2011) [arXiv:1106.4359 [hep-ph]]; S. Dev, S. Gupta, R. R. Gautam and L. Singh, *Near Maximal Atmospheric Mixing in Neutrino Mass Matrices with Two Vanishing Minors*, *Phys. Lett. B* **706**, 168 (2011) [arXiv:1111.1300 [hep-ph]]; J. Liao, D. Marfatia and K. Whisnant, *Phys. Rev. D* **87**, no. 1, 013003 (2013) doi:10.1103/PhysRevD.87.013003 [arXiv:1205.6860 [hep-ph]]; R. Dutta, U. Ch, A. K. Giri and N. Sahu, *Perturbative Bottom-up Approach for Neutrino Mass Matrix in Light of Large θ_{13} and Role of Lightest Neutrino Mass*, arXiv:1303.3357 [hep-ph]; D. V. Ahluwalia, *CP violating Tri-bimaximal-Cabibbo mixing*, *ISRN High Energy Phys.* **2012**, 954272 (2012) [arXiv:1206.4779 [hep-ph]]; Y. Shimizu, R. Takahashi and M. Tanimoto, *Minimal Neutrino Texture with Neutrino Mass Ratio and Cabibbo Angle*, *PTEP* **2013**, no. 6, 063B02 (2013) [arXiv:1212.5913 [hep-ph]]; D. Borah, arXiv:1307.2426 [hep-ph]; W. Rodejohann and H. Zhang, arXiv:1402.2226 [hep-ph]; D. Zhuridov, arXiv:1304.4870 [hep-ph]; J. Kile, M. J. Prez, P. Ramond and J. Zhang, *Phys. Rev. D* **90**, no. 1, 013004 (2014) [arXiv:1403.6136 [hep-ph]]; D. Zhuridov, arXiv:1405.5522 [hep-ph]; S. T. Petcov, *Nucl. Phys. B* **892**, 400 (2015) [arXiv:1405.6006 [hep-ph]]; S. K. Kang and C. S. Kim, *Phys. Rev. D* **90**, no. 7, 077301 (2014) [arXiv:1406.5014 [hep-ph]]; I. Girardi, S. T. Petcov and A. V. Titov, *Nucl. Phys. B* **894**, 733 (2015) [arXiv:1410.8056 [hep-ph]]; A. Damanik, arXiv:1505.00681 [hep-ph]; Z. z. Xing and Z. h. Zhao, *Rept. Prog. Phys.* **79**, no. 7, 076201 (2016) [arXiv:1512.04207 [hep-ph]]; J. Zhang and S. Zhou, *JHEP* **1609**, 167 (2016) [arXiv:1606.09591 [hep-ph]]. R. Samanta and M. Chakraborty, arXiv:1802.04751 [hep-ph]; Z. h. Zhao, arXiv:1803.04603 [hep-ph];
- [13] Y. Shimizu, M. Tanimoto and A. Watanabe, *Breaking Tri-bimaximal Mixing and Large θ_{13}* , *Prog. Theor. Phys.* **126**, 81 (2011) [arXiv:1105.2929 [hep-ph]]; A. S. Joshipura and

- K. M. Patel, *Viability of the exact tri-bimaximal mixing at M_{GUT} in $SO(10)$* , *JHEP* **1109**, 137 (2011) [arXiv:1105.5943 [hep-ph]]; S. Morisi, K. M. Patel and E. Peinado, *Model for $T2K$ indication with maximal atmospheric angle and tri-maximal solar angle*, *Phys. Rev. D* **84**, 053002 (2011) [arXiv:1107.0696 [hep-ph]]; P. S. Bhupal Dev, R. N. Mohapatra and M. Severson, *Neutrino Mixings in $SO(10)$ with Type II Seesaw and θ_{13}* , *Phys. Rev. D* **84**, 053005 (2011) [arXiv:1107.2378 [hep-ph]]; R. d. A. Toorop, F. Feruglio and C. Hagedorn, *Discrete Flavour Symmetries in Light of $T2K$* , *Phys. Lett. B* **703**, 447 (2011) [arXiv:1107.3486 [hep-ph]]; A. Adulpravitchai and R. Takahashi, *A_4 Flavor Models in Split Seesaw Mechanism*, *JHEP* **1109**, 127 (2011) [arXiv:1107.3829 [hep-ph]]; A. Rashed and A. Datta, *The charged lepton mass matrix and non-zero θ_{13} with TeV scale New Physics*, *Phys. Rev. D* **85**, 035019 (2012) [arXiv:1109.2320 [hep-ph]]; S. Gupta, A. S. Joshipura and K. M. Patel, *Minimal extension of tri-bimaximal mixing and generalized $Z_2 \times Z_2$ symmetries*, *Phys. Rev. D* **85**, 031903 (2012) [arXiv:1112.6113 [hep-ph]]; S. F. King and C. Luhn, *A_4 models of tri-bimaximal-reactor mixing*, *JHEP* **1203**, 036 (2012) [arXiv:1112.1959 [hep-ph]]; P. S. Bhupal Dev, B. Dutta, R. N. Mohapatra and M. Severson, *θ_{13} and Proton Decay in a Minimal $SO(10) \times S_4$ model of Flavor*, *Phys. Rev. D* **86**, 035002 (2012) [arXiv:1202.4012 [hep-ph]].
- [14] K. S. Babu, E. Ma and J. W. F. Valle, *Underlying $A(4)$ symmetry for the neutrino mass matrix and the quark mixing matrix*, *Phys. Lett. B* **552**, 207 (2003) [hep-ph/0206292]; A. Zee, *Obtaining the neutrino mixing matrix with the tetrahedral group*, *Phys. Lett. B* **630**, 58 (2005) [hep-ph/0508278]; E. Ma, *Tetrahedral family symmetry and the neutrino mixing matrix*, *Mod. Phys. Lett. A* **20**, 2601 (2005) [hep-ph/0508099]; B. Adhikary, B. Brahmachari, A. Ghosal, E. Ma and M. K. Parida, *$A(4)$ symmetry and prediction of $U(e3)$ in a modified Altarelli-Feruglio model*, *Phys. Lett. B* **638**, 345 (2006) [hep-ph/0603059]; G. Altarelli, F. Feruglio and L. Merlo, *Tri-Bimaximal Neutrino Mixing and Discrete Flavour Symmetries*, arXiv:1205.5133 [hep-ph]; G. Altarelli and F. Feruglio, *Discrete Flavor Symmetries and Models of Neutrino Mixing*, *Rev. Mod. Phys.* **82**, 2701 (2010) [arXiv:1002.0211 [hep-ph]]; H. Ishimori, T. Kobayashi, H. Ohki, Y. Shimizu, H. Okada and M. Tanimoto, *Non-Abelian Discrete Symmetries in Particle Physics*, *Prog. Theor. Phys. Suppl.* **183**, 1 (2010) [arXiv:1003.3552 [hep-th]]; D. Hernandez and A. Y. Smirnov, *Phys. Rev. D* **87**, no. 5, 053005 (2013) [arXiv:1212.2149 [hep-ph]]; S. F. King and C. Luhn, *Neutrino Mass and Mixing with Discrete Symmetry*, *Rept. Prog. Phys.* **76**, 056201 (2013) [arXiv:1301.1340 [hep-ph]].
- [15] E. Ma, *Neutrino mass matrix from $S(4)$ symmetry*, *Phys. Lett. B* **632**, 352 (2006) [hep-ph/0508231]; C. S. Lam, *The Unique Horizontal Symmetry of Leptons*, *Phys. Rev. D* **78**, 073015 (2008) [arXiv:0809.1185 [hep-ph]]; C. S. Lam, *A Horizontal Symmetry for Leptons and Quarks*, arXiv:1105.4622 [hep-ph]; G. Altarelli and F. Feruglio, *Discrete Flavor Symmetries and Models of Neutrino Mixing*, *Rev. Mod. Phys.* **82**, 2701 (2010) [arXiv:1002.0211 [hep-ph]].
- [16] X. -G. He and A. Zee, *Minimal modification to the tri-bimaximal neutrino mixing*, *Phys. Lett. B* **645**, 427 (2007) [hep-ph/0607163]; C. H. Albright and W. Rodejohann, *Comparing Trimaximal Mixing and Its Variants with Deviations from Tri-bimaximal Mixing*, *Eur. Phys. J. C* **62**, 599 (2009) [arXiv:0812.0436 [hep-ph]]; Z. -Z. Xing, *The $T2K$ Indication of Relatively Large θ_{13} and a Natural Perturbation to the Democratic Neutrino Mixing Pattern*, *Chin. Phys. C* **36**, 101 (2012) [arXiv:1106.3244 [hep-ph]]; X. -G. He and A. Zee, *Minimal Modification to Tri-bimaximal Mixing*, *Phys. Rev. D* **84**, 053004 (2011) [arXiv:1106.4359 [hep-ph]]; W. Chao and Y. -j. Zheng, *Relatively Large θ_{13} from Modification to the Tri-bimaximal, Bimaximal and Democratic Neutrino Mixing Matrices*, *JHEP* **1302**, 044

- (2013) [arXiv:1107.0738 [hep-ph]]. Z. h. Zhao, JHEP **1411**, 143 (2014) [arXiv:1405.3022 [hep-ph]].
- [17] S. K. Garg and S. Gupta, JHEP **1310**, 128 (2013) [arXiv:1308.3054 [hep-ph]]; S. K. Garg, arXiv:1712.02212 [hep-ph].
- [18] B. Wang, J. Tang and X. Q. Li, Phys. Rev. D **88**, 073003 (2013) [arXiv:1303.1592 [hep-ph]]; I. Girardi, S. T. Petcov and A. V. Titov, Eur. Phys. J. C **75**, 345 (2015) [arXiv:1504.00658 [hep-ph]].
- [19] G. Altarelli, F. Feruglio and I. Masina, *Can neutrino mixings arise from the charged lepton sector?*, Nucl. Phys. B **689**, 157 (2004) [hep-ph/0402155]; A. Romanino, *Charged lepton contributions to the solar neutrino mixing and θ_{13}* , Phys. Rev. D **70**, 013003 (2004) [hep-ph/0402258]; S. Antusch and S. F. King, *Charged lepton corrections to neutrino mixing angles and CP phases revisited*, Phys. Lett. B **631**, 42 (2005) [hep-ph/0508044]; J. C. Gomez-Izquierdo and A. Perez-Lorenzana, Phys. Rev. D **77**, 113015 (2008) [arXiv:0711.0045 [hep-ph]]; J. C. Gomez-Izquierdo and A. Perez-Lorenzana, Phys. Rev. D **82**, 033008 (2010) [arXiv:0912.5210 [hep-ph]]. D. Marzocca, S. T. Petcov, A. Romanino and M. Spinrath, *Sizeable θ_{13} from the Charged Lepton Sector in $SU(5)$, (Tri-)Bimaximal Neutrino Mixing and Dirac CP Violation*, JHEP **1111**, 009 (2011) [arXiv:1108.0614 [hep-ph]]; S. Dev, S. Gupta and R. R. Gautam, *Parametrizing the Lepton Mixing Matrix in terms of Charged Lepton Corrections*, Phys. Lett. B **704**, 527 (2011) [arXiv:1107.1125 [hep-ph]]; D. Marzocca, S. T. Petcov, A. Romanino and M. C. Sevilla, *Nonzero $|U_{e3}|$ from Charged Lepton Corrections and the Atmospheric Neutrino Mixing Angle*, JHEP **1305**, 073 (2013) [arXiv:1302.0423 [hep-ph]]; S. Dev, R. R. Gautam and L. Singh, Phys. Rev. D **89**, 013006 (2014) [arXiv:1309.4219 [hep-ph]]; D. Zhuridov, arXiv:1304.4870 [hep-ph]; J. C. Gmez-Izquierdo, Eur. Phys. J. C **77**, no. 8, 551 (2017) [arXiv:1701.01747 [hep-ph]]; J. C. Gmez-Izquierdo, F. Gonzalez-Canales and M. Mondragn, Int. J. Mod. Phys. A **32**, no. 28-29, 1750171 (2017) [arXiv:1705.06324 [hep-ph]].
- [20] S. Pakvasa, W. Rodejohann and T. J. Weiler, *Unitary parametrization of perturbations to tribimaximal neutrino mixing*, Phys. Rev. Lett. **100**, 111801 (2008) [arXiv:0711.0052 [hep-ph]]; S. M. Boucenna, S. Morisi, M. Tortola and J. W. F. Valle, *Bi-large neutrino mixing and the Cabibbo angle*, Phys. Rev. D **86**, 051301 (2012) [arXiv:1206.2555 [hep-ph]]; B. Hu, *Neutrino Mixing: Perturbation, Parameterization and Trimaximal-Cabibbo Mixing*, Phys. Rev. D **87**, 053011 (2013) arXiv:1212.4079 [hep-ph].
- [21] H. Fritzsch and Z. -Z. Xing, Phys. Lett. B **372**, 265 (1996) [hep-ph/9509389]; H. Fritzsch and Z. -z. Xing, Phys. Lett. B **440**, 313 (1998) [hep-ph/9808272]; M. Fukugita, M. Tanimoto and T. Yanagida, Phys. Rev. D **57**, 4429 (1998) [hep-ph/9709388]; W. Rodejohann and Z. -z. Xing, Phys. Lett. B **601**, 176 (2004) [hep-ph/0408195]; T. Kitabayashi and M. Yasue, Phys. Lett. B **713** (2012) 206 [arXiv:1204.4523 [hep-ph]].
- [22] S. K. Garg “Study of Leptonic CP Phase in Perturbed Mixing Scenarios,” to appear soon.
- [23] B. Pontecorvo, Zh. Eksp. Teor. Fiz. (JTEP) **33**, 549 (1957); *ibid.* **34**, 247 (1958); *ibid.* **53**, 1717 (1967); Z. Maki, M. Nakagawa and S. Sakata, Prog. Theor. Phys. **28**, 870 (1962).