

Biprobability approach to CP phase degeneracy from non-standard neutrino interactions

Jeffrey M. Hyde*

*Physics & Astronomy, Center for Natural Sciences,
Goucher College, Baltimore, Maryland 21204, USA*

(Dated: December 14, 2024)

New physics beyond the Standard Model could appear as non-standard interactions (NSI) between neutrinos and matter at long baseline experiments. This would make determination of the CP-violating phase δ_{13} ambiguous due to interference with additional complex phases. In this work we show how plots in biprobability space provide a useful way to represent CP phase degeneracies for nonzero $\epsilon_{e\mu}$ and $\epsilon_{e\tau}$, and the extent to which the energy spectrum can help resolve them. In particular, numerical and analytic results show how NSI can increase or reduce the amount of apparent CP violation, and shifting the energy from the oscillation maximum can separate degenerate probabilities along the CP-conserving direction of biprobability space. Phase degeneracies and their breaking can be characterized in a way that depends on both δ_{13} and the sum $\delta_{13} + \delta_{e\mu}$ or $\delta_{13} + \delta_{e\tau}$. We apply this work to the experimental hints that suggest $\delta_{13} \sim -\pi/2$, which could also be consistent with $\delta_{13}, \delta_{e\tau} = 0$ or π , and show how both the baseline and energy range characteristic of DUNE help resolve this.

I. INTRODUCTION

An important goal of the current and upcoming generation of long-baseline neutrino oscillation experiments is to measure the phase δ_{13} in the mixing matrix, which violates CP symmetry if its value is not 0 or π . Determining the existence and nature of leptonic CP violation is an important step in understanding the mixing properties in the standard 3-neutrino picture, and could have further implications for early universe leptogenesis [1, 2]. However, neutrinos could experience beyond-Standard Model interactions with the matter in between source and detector. This possibility is often studied in a model-independent way as an addition to the matter potential parametrized by a set of non-standard interaction (NSI) parameters [3–8]. These NSI parameters include new CP-violating phases that contribute to oscillation probabilities along with δ_{13} , leading to potential ambiguity in determining the true underlying parameters.

It's possible, for instance, that for a given choice of underlying parameters and experimental setup (neutrino energy and baseline length), there could be significant CP violation present in the model but not

* jeffrey.hyde@goucher.edu

apparent in the data. In other words, nature chooses parameters which then imply oscillation probabilities $P(\nu_\mu \rightarrow \nu_e)$ and $P(\bar{\nu}_\mu \rightarrow \bar{\nu}_e)$, while we measure these probabilities which we hope will tell us about the parameters. But different underlying parameters can give the same or similar oscillation probabilities, leading to a parameter degeneracy.

Previous work has examined degeneracies that arise in the case of standard three-neutrino mixing without NSI [9–11], for instance, normal versus inverted hierarchy and the octant of θ_{23} . Degeneracies that arise due to NSI, especially CP phase degeneracies, have also been examined [12–29]. This work often presents results in the experimentally well-motivated form of events (essentially oscillation probability) as a function of neutrino energy, for instance in considering the potential of DUNE or T2HK to discover CP violation. Presently, experimental data does not rule out either mass ordering or any values of δ_{13} , but there are experimental hints for CP nonconservation [18, 30, 31]; we will return to this in Sec. V.

Computing the spectrum of events as a function of neutrino energy is well-defined, but working backward to interpret the result in terms of underlying parameters can be unintuitive. Therefore, it's desirable to understand how to organize the information in a way that promotes easy correspondence between experimental results and favored parameters or models. One method that has been useful for representing other degeneracies, and the situations where they are lifted, is to plot oscillation probability for antineutrinos, $\bar{P} \equiv \text{Prob}(\bar{\nu}_\mu \rightarrow \bar{\nu}_e)$, versus oscillation probability for neutrinos, $P \equiv \text{Prob}(\nu_\mu \rightarrow \nu_e)$, for values of δ_{13} ranging from $0 \rightarrow 2\pi$ [11]. This gives a curve that traces out an ellipse in biprobability space, and is a useful way to visualize degeneracies for a range of parameter values. An example of such for neutrino oscillations with standard interactions is shown by the solid curve in Fig. 1a.

The biprobability plot also provides a visualization of parameter degeneracies. This is apparent from the dashed curves in Fig. 1a, which show the result when $|\epsilon_{e\mu}| = 0.05$, for a few values of $\delta_{e\mu}$.¹ There are evidently some values of the neutrino and antineutrino probabilities that do not lead back to a unique choice of the underlying parameters. Fig. 1b shows that this is a problem in general: the solid curves are for the normal and inverted mass orderings with no NSI, and the dotted curves show biprobability ellipses for $|\epsilon_{e\mu}| = 0.05$ and $\delta_{e\mu}$ varying from 0 to 2π in steps of $\pi/4$. The point emphasized by Fig. 1 but not unique to its parameter choices is that measuring P and \bar{P} is not generally enough to uniquely distinguish the underlying parameters, in particular to distinguish δ_{13} from $\delta_{e\mu}$ or $\delta_{e\tau}$. Previous work has incorporated biprobability plots into studies of NSI. The ability of a combination of 3000 km and 7000 km baseline experiments to distinguish CP violation due to NSI was considered in [32]. This work also showed how biprobability plots are affected by NSI, but did not quantify degeneracies in the manner that the present paper does. Biprobability plots have also been used to represent degeneracies in the presence

¹ Parameters and the values used in this paper are defined in Sec. II.

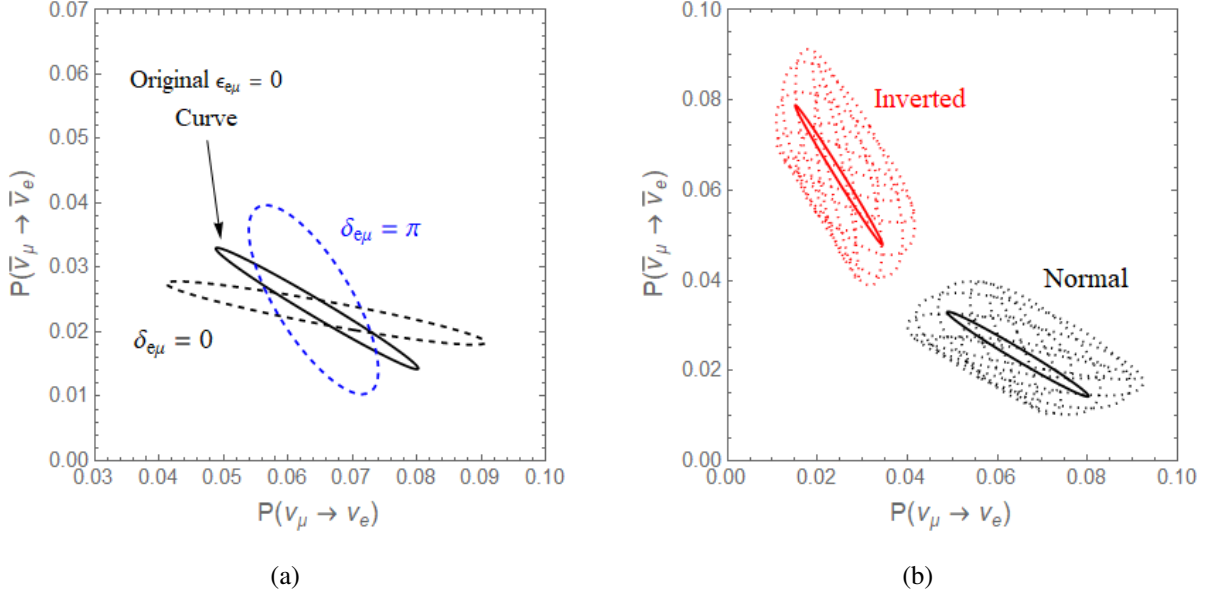


FIG. 1: Effect of nonzero NSI parameter $\epsilon_{e\mu}$ on biprobability plots (δ_{13} varies from 0 to 2π along each curve). The solid curves show the standard case with $\epsilon_{e\mu} = 0$, and the dashed curves show $|\epsilon_{e\mu}| = 0.05$ for several values of the CP violating phase $\delta_{e\mu}$. In Fig. 1a it is evident that a given P, \bar{P} could correspond to widely separated values of $\delta_{e\mu}$, and even the no-NSI case can be degenerate with them. Fig. 1b shows the range of possibilities by plotting dotted curves for values of $\delta_{e\mu}$ goin from 0 to 2π in steps of $\pi/4$. Both plots are for $L = 1300$ km and correspond to $\Delta_{31} = \pi/2$, and Fig. 1a shows only the normal mass hierarchy. Parameters and numerical methods are discussed in Sec. II.

of $\epsilon_{e\tau}$ at NO ν A, with examples of degenerate probabilities at NO ν A that are separated with the broader energy spectrum at DUNE [14]. Biprobability plots have also been used to help represent an analytic result, showing that any “apparent” δ_{13} and hierarchy in the standard case could correspond to $\delta_{13} = 0$ for some values of $\epsilon_{e\mu}$ and $\delta_{e\mu}$ (and similar for $\epsilon_{e\tau}$) [21]. Implications of nonzero $\epsilon_{e\tau}$, the effect on biprobability plots, and the ability of DUNE to distinguish some values of δ_{13} and $\delta_{e\tau}$ was also considered in [25, 33].

This paper shows how degeneracies and their breaking may be represented on the biprobability plots in $\mu \rightarrow e$ flavor neutrino and antineutrino oscillations, with emphasis on the role of each parameter in the resulting degeneracy. In particular, we apply this insight to study the degeneracy between δ_{13} and NSI phases $\delta_{e\mu}$, $\delta_{e\tau}$. In the absence of NSI, there is an approximate degeneracy between values of δ_{13} with the same $\sin \delta_{13}$. As mentioned above, other work in this area examines the spectrum of events as a function of energy. In the biprobability context, looking at energies away from the oscillation maximum (at Δ_{31} in terminology to be introduced in Sec. II) helps to break degeneracies, largely by increasing the separation between two points along the $P + \bar{P}$ direction on the biprobability plot. This carries over to the case

of nonzero NSI, where two points of the same $\sin \delta_{13}$ and the same $\delta_+ \equiv \delta_{13} + \delta_{e\mu}$ or $\delta_{13} + \delta_{e\tau}$ are approximately degenerate. This paper does not seek to make precise experimental predictions, but rather to gain an understanding that will be useful in future work relevant to specific experiments. As this paper was in preparation, [34] appeared which has some overlap with our work, in particular in its use of biprobability ellipses to represent $\epsilon_{e\tau}$ degeneracies relevant to an apparent $\delta_{13} \sim -\pi/2$.

Before we examine degeneracies, Sec. II will describe the numerical and analytic methods used in this paper. Then Sec. III will apply these to understand degeneracies and how they are represented on the biprobability plot and Sec. IV will show the role of the energy dependence in lifting the degeneracy in biprobability space. Sec. V applies these results to the interesting question of which degeneracies could be present if δ_{13} has apparently been measured as $3\pi/2$, and how this degeneracy breaking can be represented in biprobability space. Sec. VI summarizes the results and outlines future work that will build on the results presented here.

II. NUMERICAL AND ANALYTIC COMPUTATION OF OSCILLATION PROBABILITIES

In this section, we describe the specific methods and parameter choices used to compute oscillation probabilities in this paper. In particular, we consider NSI affecting propagation (i.e. matter potential) but not affecting interactions in the detector. In this case, NSI appear as parameters ϵ_{ij} in the flavor-basis interaction Hamiltonian²:

$$\mathcal{H}_{\text{int}} = \frac{1}{2E} \left(U \begin{pmatrix} 0 & & \\ & \Delta m_{21}^2 & \\ & & \Delta m_{31}^2 \end{pmatrix} U^\dagger + a \begin{pmatrix} 1 + \epsilon_{ee} & \epsilon_{e\mu} & \epsilon_{e\tau} \\ (\epsilon_{e\mu})^* & \epsilon_{\mu\mu} & \epsilon_{\mu\tau} \\ (\epsilon_{e\tau})^* & (\epsilon_{\mu\tau})^* & \epsilon_{\tau\tau} \end{pmatrix} \right) \quad (1)$$

where the off-diagonal elements have complex phases defined by $\epsilon_{ij} \equiv |\epsilon_{ij}| \exp(i\delta_{ij})$, the parameter encoding the matter potential is

$$a = 2\sqrt{2} G_F N_e E = (7.56 \times 10^{-5} \text{ eV}^2) \left(\frac{\rho}{\text{g/cm}^3} \right) \left(\frac{E}{\text{GeV}} \right) \quad (2)$$

and the mixing matrix in terms of $s_{ij} \equiv \sin \theta_{ij}$, $c_{ij} \equiv \cos \theta_{ij}$ is

$$U = \begin{pmatrix} 1 & 0 & 0 \\ 0 & c_{23} & s_{23} \\ 0 & -s_{23} & c_{23} \end{pmatrix} \begin{pmatrix} c_{13} & 0 & s_{13}e^{-i\delta_{13}} \\ 0 & 1 & 0 \\ -s_{13}e^{i\delta_{13}} & 0 & c_{13} \end{pmatrix} \begin{pmatrix} c_{12} & s_{12} & 0 \\ -s_{12} & c_{12} & 0 \\ 0 & 0 & 1 \end{pmatrix} \quad (3)$$

² In particular, the NSI parameters $\epsilon_{\alpha\beta}$ relevant to propagation through matter are weighted sums of the NSI couplings of neutrinos to the various fermions, see [17]. We also do not consider NSI affecting neutrino production or detection.

where L is the baseline length, E is the neutrino energy, N_e is the number density of electrons, ρ is the density of matter that neutrinos propagate through, and G_F is the Fermi constant. Table I gives the values of various neutrino oscillation parameters used for the calculations in this paper. These are based on the 2016 Particle Data Group (PDG) Review of Particle Physics [35]. In particular, one dimensionless combination that will come up often in the context of perturbation expansion is³

$$\frac{aL}{(\hbar c)E} = (3.83 \times 10^{-4}) L[\text{km}] \rho[\text{g/cm}^3]. \quad (4)$$

Since the purpose of this paper is to gain a general understanding of the behavior of biprobability plots within reasonable parameter ranges, not rigorous implementation experimental constraints or simulation of specific experiments or detectors, we examine a range of NSI parameters inspired by the different bounds listed in Table I. These are completely model-independent bounds (“NSI Range A”) and more restrictive but model-dependent bounds (“NSI Range B”) listed in section VI.A of [36]. In this work, we will examine $\epsilon_{e\mu}, \epsilon_{e\tau} \sim \mathcal{O}(0.01)$ to $\mathcal{O}(0.1)$. The reason for the lower limit is that for small enough $\epsilon_{\alpha\beta}$, CP phase degeneracies will not be significant, a point we will return to in Sec. III.

| Parameter | Value | NSI Range A | NSI Range B |
|-------------------|---|-------------------------------|---|
| θ_{12} | 0.587 | $ \epsilon_{ee} < 2.5$ | $-0.9 < \epsilon_{ee} < 0.75$ |
| θ_{23} | 0.80 | $ \epsilon_{\mu\mu} < 0.046$ | $-0.05 < \epsilon_{\mu\mu} < 0.08$ |
| θ_{13} | 0.145 | $ \epsilon_{\tau\tau} < 9.0$ | $ \epsilon_{\tau\tau} \lesssim 0.4$ |
| Δm_{21}^2 | $7.53 \times 10^{-5} \text{ eV}^2$ | $ \epsilon_{e\mu} < 0.21$ | $ \epsilon_{e\mu} \lesssim 3.8 \times 10^{-4}$ |
| Δm_{32}^2 | $2.45 \times 10^{-3} \text{ eV}^2$ | $ \epsilon_{e\tau} < 1.7$ | $ \epsilon_{e\tau} \lesssim 0.25$ |
| Δm_{31}^2 | $\Delta m_{21}^2 \pm \Delta m_{32}^2$ (NH/IH) | $ \epsilon_{\mu\tau} < 0.21$ | $ \epsilon_{\mu\tau} \lesssim 0.25$ |

TABLE I: The standard mixing parameters in the left column are based on the 2016 Particle Data Group (PDG) Review of Particle Physics [35]. The NSI parameter ranges are based on model-independent (“NSI Range A”) and more model-dependent (“NSI Range B”) bounds as described in section VI.A of [36].

In matter, P and \bar{P} may generally be found by numerical integration: the time-evolution (equivalently, distance-evolution) of amplitudes follows from the Hamiltonian. Oscillation probabilities shown in this paper are the result of such a numerical integration using the Hamiltonian Eq. (1), with matter density $\rho = 3.0 \text{ g/cm}^3$. Realistic variations in ρ will change the results quantitatively but not qualitatively. We will restrict our attention to the electron neutrino (antineutrino) appearance processes $\nu_\mu \rightarrow \nu_e$ ($\bar{\nu}_\mu \rightarrow \bar{\nu}_e$) studied at T2K, NO ν A, and DUNE. These experiments aim for a combination of baseline length and

³ Here “ $L[\text{km}]$ ” means the dimensionless numerical value of baseline length expressed in km, and similarly with ρ . For the rest of this paper, we will use L and ρ in this same manner, as dimensionless numbers in expressions for probabilities.

neutrino energy giving $\Delta_{31} \equiv \Delta m_{31}^2 L / (4E) \sim \pm 0.003 L[\text{km}] / E[\text{GeV}] = \pi/2$, near the oscillation maximum. Results in this paper use $L = 1300$ km when necessary in order to give a sense of the size of effect that may be relevant to DUNE, but this should not be interpreted as a precise statement of what will be measured at the DUNE experiment. Relating our results to the capabilities of specific experiments is left to future work.

As an alternative to the numerical approach, it is often convenient to treat the parameters $\Delta m_{21}^2 / \Delta m_{31}^2$, $\sin(\theta_{13})$, and $|\epsilon_{\alpha\beta}|$ as small parameters of the same order [9, 37, 38]. Then oscillation probabilities may be represented by approximate analytic solutions. While not exact, this approach is still helpful in illuminating trends seen in numerical results, as we will see in the remaining sections. Before we get to the full perturbative expressions, we will point out some important general features.

In vacuum, the Standard Model oscillation probabilities can be expressed in the form

$$\begin{aligned} \text{Prob}(\nu_\mu \rightarrow \nu_e) &\equiv P = N + C_{13} \cos \delta_{13} + S_{13} \sin \delta_{13}, \\ \text{Prob}(\bar{\nu}_\mu \rightarrow \bar{\nu}_e) &\equiv \bar{P} = \bar{N} + \bar{C}_{13} \cos \delta_{13} + \bar{S}_{13} \sin \delta_{13}, \end{aligned} \quad (5)$$

which is the parametric form for an ellipse in the P, \bar{P} plane as δ_{13} varies from 0 to 2π [11]. Using the perturbation expansion [37] in matter, the oscillation probabilities still take the form of Eq. (5), but with the coefficients N, C_{13} , etc. altered by the matter effects. In the perturbation expansion with NSI present, the form of Eq. (5) remains [38], i.e. varying δ_{13} still traces an ellipse in biprobability space. For later use in this paper, we will refer to the non-NSI results as P_0, \bar{P}_0 and the effect of NSI as a $\Delta P_{e\mu}, \Delta \bar{P}_{e\mu}$ or $\Delta P_{e\tau}, \Delta \bar{P}_{e\tau}$ that would be added to P_0, \bar{P}_0 :

$$P = P_0 + \Delta P_{e\mu}, \quad \bar{P} = \bar{P}_0 + \Delta \bar{P}_{e\mu} \quad (6)$$

and the same expression for $\epsilon_{e\tau}$ with $\Delta P_{e\mu} \rightarrow \Delta P_{e\tau}$. It's interesting to note that the probabilities can also be expressed in a form that factors out sines and cosines of the “hidden sector” phase $\delta_{e\mu}$ rather than δ_{13} :

$$\begin{aligned} P &= P_0 + \Delta S_{e\mu} \sin \delta_{e\mu} + \Delta C_{e\mu} \cos \delta_{e\mu} \\ \bar{P} &= \bar{P}_0 + \Delta \bar{S}_{e\mu} \sin \delta_{e\mu} + \Delta \bar{C}_{e\mu} \cos \delta_{e\mu} \end{aligned} \quad (7)$$

and the same can be done for $\delta_{e\tau}$. While the form of Eq. (5) is an ellipse along which δ_{13} continuously varies from 0 to 2π , Eq. (7) describes a biprobability ellipse along which $\delta_{e\mu}$ continuously varies for one constant value of δ_{13} . Examples of these “hidden sector” ellipses from numerical integration are shown in Fig. 3a, superposed on the standard biprobability ellipse that varies δ_{13} when $\epsilon_{e\mu} = 0$. Previous works have also used this form [25, 32, 33, 39], and in Sec. III we'll find it particularly useful for representing degeneracies.

In the absence of NSI, the perturbative expansion [9, 37, 38] gives probabilities

$$\begin{aligned}
P_0, \bar{P}_0 = & \left[\sin^2(2\theta_{13}) s_{23}^2 \sin^2(\Delta_{31}) + c_{23}^2 \sin^2(2\theta_{12}) \left(\frac{\Delta m_{21}^2}{\Delta m_{31}^2} \right)^2 \Delta_{31}^2 \right. \\
& \left. + 4J_r \left(\frac{\Delta m_{21}^2}{\Delta m_{31}^2} \right) \Delta_{31} \sin(2\Delta_{31}) \cos(\delta_{13}) \right] \\
& \pm \left[-8J_r \left(\frac{\Delta m_{21}^2}{\Delta m_{31}^2} \right) \Delta_{31} \sin^2(\Delta_{31}) \sin(\delta_{13}) + \frac{aL}{2E} s_{23}^2 \sin^2(2\theta_{13}) \left(\frac{\sin^2(\Delta_{31})}{\Delta_{31}} - \frac{1}{2} \sin(2\Delta_{31}) \right) \right], \quad (8)
\end{aligned}$$

where $+$ ($-$) corresponds to P_0 (\bar{P}_0). With $\epsilon_{e\mu} \neq 0$ but all other NSI parameters absent [38], the probabilities in Eq. (8) are adjusted by

$$\begin{aligned}
\Delta P_{e\mu}, \Delta \bar{P}_{e\mu} = & \frac{2aL}{E} |\epsilon_{e\mu}| \left[-s_{13}s_{23}c_{23}^2 \sin^2(\Delta_{31}) \sin(\delta_+) + c_{12}s_{12}c_{23}s_{23}^2 \left(\frac{\Delta m_{21}^2}{\Delta m_{31}^2} \right) \sin^2(\Delta_{31}) \sin(\delta_{e\mu}) \right] \\
& \pm \frac{2aL}{E} |\epsilon_{e\mu}| \left[s_{13}s_{23} \left(s_{23}^2 \frac{\sin^2(\Delta_{31})}{\Delta_{31}} - \frac{1}{2} c_{23}^2 \sin(2\Delta_{31}) \right) \cos(\delta_+) \right. \\
& \left. + c_{12}s_{12}c_{23} \left(\frac{\Delta m_{21}^2}{\Delta m_{31}^2} \right) \left(c_{23}^2 \Delta_{31} + \frac{1}{2} s_{23}^2 \sin(2\Delta_{31}) \right) \cos(\delta_{e\mu}) \right], \quad (9)
\end{aligned}$$

where $\delta_+ \equiv \delta_{13} + \delta_{e\mu}$. With $\epsilon_{e\tau} \neq 0$ but all other NSI parameters absent [38], the probabilities are adjusted by

$$\begin{aligned}
\Delta P_{e\tau}, \Delta \bar{P}_{e\tau} = & \frac{2aL}{E} |\epsilon_{e\tau}| \left[s_{13}c_{23}s_{23}^2 \sin^2(\Delta_{31}) \sin(\delta_+) + c_{12}s_{12}s_{23}c_{23}^2 \left(\frac{\Delta m_{21}^2}{\Delta m_{31}^2} \right) \sin^2(\Delta_{31}) \sin(\delta_{e\tau}) \right] \\
& \pm \frac{2aL}{E} |\epsilon_{e\tau}| \left[s_{13}c_{23}s_{23}^2 \left(\frac{\sin^2(\Delta_{31})}{\Delta_{31}} - \frac{1}{2} \sin(2\Delta_{31}) \right) \cos(\delta_+) \right. \\
& \left. - c_{12}s_{12}s_{23}c_{23}^2 \left(\frac{\Delta m_{21}^2}{\Delta m_{31}^2} \right) \left(\Delta_{31} - \frac{1}{2} \sin(2\Delta_{31}) \right) \cos(\delta_{e\tau}) \right], \quad (10)
\end{aligned}$$

where now $\delta_+ \equiv \delta_{13} + \delta_{e\tau}$. To keep the notation simple, we use δ_+ in the case of either nonzero $\epsilon_{e\mu}$ or $\epsilon_{e\tau}$. In this paper we will generally consider either one at a time to be nonzero, so from context the definition of δ_+ will be clear.

III. CP PHASE DEGENERACIES IN THE PRESENCE OF NSI

We will now use the methods discussed in Sec. II to understand degeneracies in the presence of NSI. In Sec. III.1 we will put the perturbative expressions into a more convenient form for the examination of CP Violation in biprobability space, and in Sec. III.2 we will use this along with numerical solution of probabilities in order to study degeneracies. Ref. [25] also used this combination of methods to study the effect of NSI as seen on biprobability plots and agrees with our results when there is overlap, but here we have a narrower scope and focus more on quantifying phase degeneracies and their breaking.

III.1. Applying the Perturbative Expressions

It will be convenient to note that P takes the schematic form of

$$\begin{aligned} P &= (\text{CP even terms}) + (\text{CP odd terms}), \\ \text{so } \bar{P} &= (\text{CP even terms}) - (\text{CP odd terms}). \end{aligned} \quad (11)$$

This suggests that the rotated coordinates

$$P^+ \equiv \frac{1}{\sqrt{2}}(P + \bar{P}), \quad P^- \equiv \frac{1}{\sqrt{2}}(P - \bar{P}) \quad (12)$$

are natural to look at in the context of CP violation, since

$$P^+ = \sqrt{2}(\text{CP even terms}), \quad P^- = \sqrt{2}(\text{CP odd terms}). \quad (13)$$

Naively it would seem that all CP violating effects are present in the ‘‘CP odd terms’’ collected in P^- (so that $P^- = 0$ would be equivalent to $\delta_{13} = 0, \pi$), but the presence of mutiple CP-odd effects (δ_{13} , $\delta_{e\mu}$ or $\delta_{e\tau}$, the normal matter potential) means that CP violating parameters may also affect P^+ if they occur in pairs.

We can see this explicitly using the perturbative expressions: Eq. (8) gives

$$\begin{aligned} P_0^+ &= \sqrt{2} \sin^2(2\theta_{13}) s_{23}^2 \sin^2(\Delta_{31}) + \sqrt{2} c_{23}^2 \sin^2(2\theta_{12}) \left(\frac{\Delta m_{21}^2}{\Delta m_{31}^2} \right)^2 \Delta_{31}^2 \\ &\quad + 4\sqrt{2} J_r \left(\frac{\Delta m_{21}^2}{\Delta m_{31}^2} \right) \Delta_{31} \sin(2\Delta_{31}) \cos(\delta_{13}) \\ P_0^- &= -8\sqrt{2} J_r \left(\frac{\Delta m_{21}^2}{\Delta m_{31}^2} \right) \Delta_{31} \sin^2(\Delta_{31}) \sin(\delta_{13}) + \frac{aL}{\sqrt{2}E} s_{23}^2 \sin^2(2\theta_{13}) \left(\frac{\sin^2(\Delta_{31})}{\Delta_{31}} - \frac{1}{2} \sin(2\Delta_{31}) \right), \end{aligned} \quad (14)$$

Eq. (9) gives

$$\begin{aligned} \Delta P_{e\mu}^+ &= \frac{2\sqrt{2}aL}{E} s_{23} c_{23} \sin^2(\Delta_{31}) |\epsilon_{e\mu}| \left[-s_{13} c_{23} \sin(\delta_+) + c_{12} s_{12} s_{23} \left(\frac{\Delta m_{21}^2}{\Delta m_{31}^2} \right) \sin(\delta_{e\mu}) \right], \\ \Delta P_{e\mu}^- &= \frac{2\sqrt{2}aL}{E} s_{23}^2 |\epsilon_{e\mu}| \left[s_{13} s_{23} \left(\frac{\sin^2(\Delta_{31})}{\Delta_{31}} - \frac{1}{2} \left(\frac{c_{23}}{s_{23}} \right)^2 \sin(2\Delta_{31}) \right) \cos(\delta_+) \right. \\ &\quad \left. + c_{12} s_{12} c_{23} \left(\frac{\Delta m_{21}^2}{\Delta m_{31}^2} \right) \left(\left(\frac{c_{23}}{s_{23}} \right)^2 \Delta_{31} + \frac{1}{2} \sin(2\Delta_{31}) \right) \cos(\delta_{e\mu}) \right], \end{aligned} \quad (15)$$

and Eq. (10) gives

$$\begin{aligned} \Delta P_{e\tau}^+ &= \frac{2\sqrt{2}aL}{E} c_{23} s_{23} \sin^2(\Delta_{31}) |\epsilon_{e\tau}| \left[s_{13} s_{23} \sin(\delta_+) + c_{12} s_{12} c_{23} \left(\frac{\Delta m_{21}^2}{\Delta m_{31}^2} \right) \sin(\delta_{e\tau}) \right], \\ \Delta P_{e\tau}^- &= \frac{2\sqrt{2}aL}{E} c_{23} s_{23} |\epsilon_{e\tau}| \left[s_{13} s_{23} \left(\frac{\sin^2(\Delta_{31})}{\Delta_{31}} - \frac{1}{2} \sin(2\Delta_{31}) \right) \cos(\delta_+) \right. \\ &\quad \left. - c_{12} s_{12} c_{23} \left(\frac{\Delta m_{21}^2}{\Delta m_{31}^2} \right) \left(\Delta_{31} - \frac{1}{2} \sin(2\Delta_{31}) \right) \cos(\delta_{e\tau}) \right]. \end{aligned} \quad (16)$$

Using the known values of some parameters as outlined in Table I, Eq. (14) becomes

$$\begin{aligned} P_0^+ &= 0.059 \sin^2(\Delta_{31}) + 0.00052 \Delta_{31}^2 + 0.0055 \Delta_{31} \sin(2\Delta_{31}) \cos(\delta_{13}) \\ P_0^- &= -0.011 \Delta_{31} \sin^2(\Delta_{31}) \sin(\delta_{13}) + (1.1 \times 10^{-5}) L \rho \left(\frac{\sin^2(\Delta_{31})}{\Delta_{31}} - \frac{1}{2} \sin(2\Delta_{31}) \right), \end{aligned} \quad (17)$$

Eq. (15) becomes

$$\begin{aligned} \Delta P_{e\mu}^+ &= (5.4 \times 10^{-5}) L \rho \sin^2(\Delta_{31}) |\epsilon_{e\mu}| [-\sin(\delta_+) + 0.099 \sin(\delta_{e\mu})], \\ \Delta P_{e\mu}^- &= (5.6 \times 10^{-5}) L \rho |\epsilon_{e\mu}| \left[\left(\frac{\sin^2(\Delta_{31})}{\Delta_{31}} - 0.47 \sin(2\Delta_{31}) \right) \cos(\delta_+) \right. \\ &\quad \left. + 0.048 (1.9 \Delta_{31} + \sin(2\Delta_{31})) \cos(\delta_{e\mu}) \right], \end{aligned} \quad (18)$$

and Eq. (16) becomes

$$\begin{aligned} \Delta P_{e\tau}^+ &= (5.4 \times 10^{-5}) L \rho \sin^2(\Delta_{31}) |\epsilon_{e\tau}| [\sin(\delta_+) + 0.096 \sin(\delta_{e\tau})], \\ \Delta P_{e\tau}^- &= (5.4 \times 10^{-5}) L \rho |\epsilon_{e\tau}| \left[\left(\frac{\sin^2(\Delta_{31})}{\Delta_{31}} - \frac{1}{2} \sin(2\Delta_{31}) \right) \cos(\delta_+) \right. \\ &\quad \left. - 0.096 \left(\Delta_{31} - \frac{1}{2} \sin(2\Delta_{31}) \right) \cos(\delta_{e\tau}) \right]. \end{aligned} \quad (19)$$

Since we focus on long-baseline experiments that aim for $\Delta_{31} \sim \pi/2$, the Δ_{31} and $1/\Delta_{31}$ terms above will be $\mathcal{O}(1)$ while $\sin(2\Delta_{31})$ will be equal or close to zero. Sec. IV will take a closer look at the effect of the Δ_{31} -dependent terms as the energy varies.

III.2. Representing and Quantifying Degeneracies

We are now in a better position to quantitatively study degeneracies using the results of Sec. III.1 and the “hidden sector” biprobability ellipses that vary $\delta_{e\mu}$ or $\delta_{e\tau}$ for some fixed value of δ_{13} . In this section, we will see that these are useful because to a good approximation, at $\Delta_{31} \approx \pi/2$ the “center” is determined by $\sin(\delta_{13})$ and the dimensions (i.e. major and minor axes) are determined by $\epsilon_{e\mu}$ or $\epsilon_{e\tau}$. In other words, hidden sector ellipses with the same magnitude NSI parameter and same δ_{13} or $\pi - \delta_{13}$ are approximately degenerate, and a given point on the ellipse only determines δ_+ . In Sec. IV, we will see that this degeneracy no longer holds for an energy-baseline combination away from $\Delta_{31} \approx \pi/2$.

From Eq. (17) it is apparent that, in the absence of NSI, the probabilities in the “CP-violating direction” P_0^- are controlled by both $\sin \delta_{13}$ and matter effects, while probabilities in the “non-CP-violating direction” are controlled by $\cos \delta_{13}$. Writing the probabilities in this form, we can see how matter effects help break the degeneracy between normal and inverted mass ordering. Under $\text{NH} \leftrightarrow \text{IH}$, Δ_{31} changes sign while the

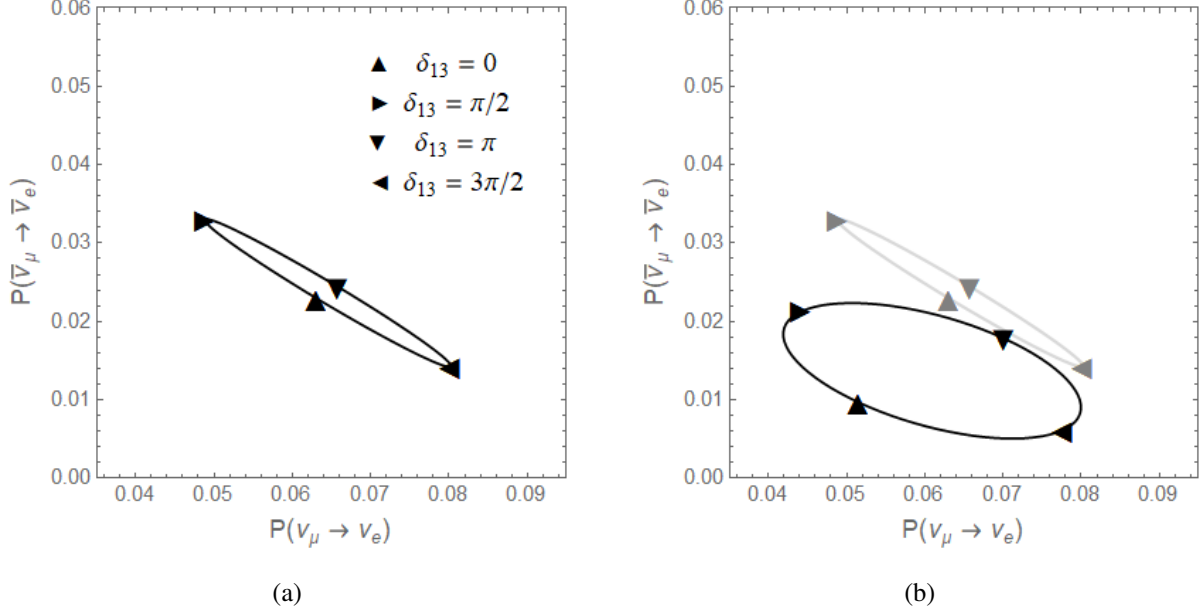


FIG. 2: Biprobability ellipse for $L = 1300$ km and $\epsilon_{e\mu} = \epsilon_{e\tau} = 0$ as δ_{13} varies continuously from 0 to 2π .

A few values of δ_{13} are marked (the triangular markers can be thought of as a clock hand going around once every 2π). Fig. 2a corresponds to $\Delta_{31} = \pi/2$. The degeneracies mentioned in Eq. (20) are evident.

Fig. 2b corresponds to $E = 2.0$ GeV, so Δ_{31} no longer equals $\pi/2$ (and $\sin(2\Delta_{31}) \neq 0$), and the degeneracy lifts. (The gray lines show the same values plotted in Fig. 2a for ease of comparison.)

magnitude is only slightly affected. Since both terms multiplying aL/E change sign under $\Delta_{31} \rightarrow -\Delta_{31}$ (Δ_{31} and $\sin(2\Delta_{31})$ change sign, while $\sin^2(\Delta_{31})$ does not), the effect at first order is just to reflect the ellipse across $P^- = 0$. This role of the matter effect was noted in [11] and is evident in the solid curves (where NSI is not present) in Fig. 1b of this paper.

Another insight from the case of standard interactions relates to δ_{13} . Taking as an example $L = 1300$ km and $\rho = 3$ g/cm³, Eq. (17) gives

$$P_0^+ = 0.060, \quad P_0^- = -0.017 \sin(\delta_{13}) + 0.027. \quad (20)$$

There is evidently a degeneracy between a given δ_{13} and $\pi - \delta_{13}$, since the sine of each is the same. Fig. 2a shows this approximate degeneracy (note that the approximate result giving Eq. (17) does not exactly predict P and \bar{P} , as they are not exactly degenerate, but it does accurately describe the general behavior). Now considering nonzero $\epsilon_{e\mu}$ or $\epsilon_{e\tau}$, in Eq. (18) the coefficient of the δ_+ term is appreciably greater than the coefficient of the $\delta_{e\mu}$ term, for both $\Delta P_{e\mu}^+$ and $\Delta P_{e\mu}^-$. The same is true in Eq. (19). This suggests that hidden sector ellipses (constant δ_{13} , $\delta_{e\mu}$ varying from 0 to 2π) with δ_{13} and $\pi - \delta_{13}$ should approximately overlap.

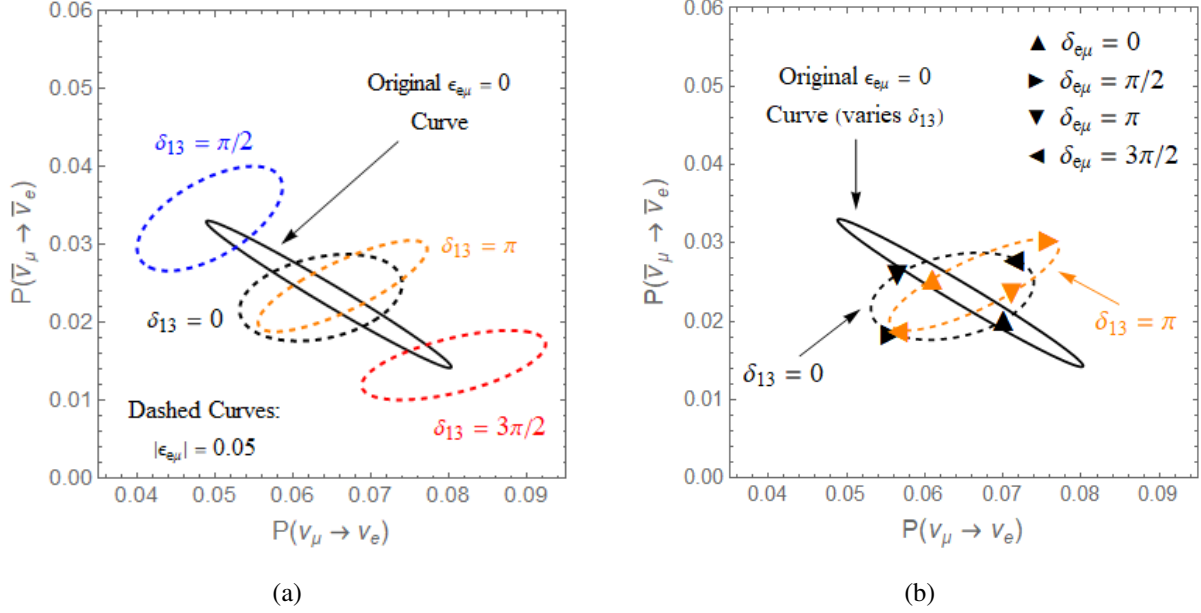


FIG. 3: Example of biprobability plots where solid curves correspond to the standard ellipse that varies δ_{13} , with $|\epsilon_{e\mu}| = 0$ and dashed curves correspond to the “hidden sector ellipse” that varies $\delta_{e\mu}$ with fixed δ_{13} , as discussed after Eq. (7). Fig. 3a shows (for NH) hidden sector ellipses for four values of δ_{13} ; these can be thought of as “how a given point on the biprobability curve changes due to NSI.” In particular, there is an approximate degeneracy between the $\delta_{13} = 0$ and $\delta_{13} = \pi$ curves, which Fig. 3b focuses on, also giving specific values of $\delta_{e\mu}$ as discussed in the text.

This can be seen more explicitly by looking at specific numbers, for instance $\delta_{13} = 0, \pi$. For energy and baseline length corresponding to $\Delta_{31} = \pi/2$, Eq. (18) gives $\Delta P_{e\mu}^+ \approx 0$, $\Delta P_{e\mu}^- \approx +0.007$ for both $\delta_{13} = 0, \delta_{e\mu} = 0$ and $\delta_{13} = \pi, \delta_{e\mu} = \pi$. Both correspond to the same $\delta_+ = 0$. Comparing this with two points that have $\delta_+ = \pi$, namely $\delta_{13} = 0, \delta_{e\mu} = \pi$ and $\delta_{13} = \pi, \delta_{e\mu} = 0$, Eq. (18) gives $\Delta P_{e\mu}^+ \approx 0$, $\Delta P_{e\mu}^- \approx -0.007$. This is supported by numerical results, as shown in Fig. 3b. It is evident that the points with $\delta_+ = 0, \pi$ have moved $\sim \pm 0.01$ in the P^- direction from the approximate position where $\delta_{13} = 0, \pi$ were located in the no-NSI case (Fig. 2a). For $\delta_+ = \pi/2, 3\pi/2$ the points are split in the $P_{e\mu}^+$ direction instead, as expected based on $\Delta P_{e\mu}^+ \sim -\sin \delta_+$, $\Delta P_{e\mu}^- \sim \cos \delta_+$. This is not specific to hidden sector ellipses with $\delta_{13} = 0, \pi$, as shown in Fig. 6a for $\delta_{13} = \pi/4, 3\pi/4$. We can see that the relationship suggested by Eq. (17), Eq. (18) and our above reasoning is only approximate, but does capture the general behavior.

The above discussion and Eq. (17), Eq. (18), Eq. (19) allow us to note some properties of the “hidden sector ellipses” of fixed δ_{13} and varying $\delta_{e\mu}$ or $\delta_{e\tau}$. The lowest-order terms have $\Delta P_{e\mu, e\tau}^+ \propto \sin(\delta_+)$, $\Delta P_{e\mu, e\tau}^- \propto \cos(\delta_+)$, i.e. the form of an ellipse whose major (minor) axis is aligned with the P^+ (P^-) axis.

As $\delta_{e\tau}$ varies with all other parameters fixed, points on the hidden sector ellipse vary between:

$$\begin{aligned}\Delta P_{e\mu}^+ &\approx \pm 0.21 |\epsilon_{e\mu}|, \\ \Delta P_{e\mu}^- &\approx \pm 0.14 |\epsilon_{e\mu}| \end{aligned} \quad (21)$$

for nonzero $\epsilon_{e\mu}$ and

$$\begin{aligned}\Delta P_{e\tau}^+ &\approx \pm 0.21 |\epsilon_{e\tau}|, \\ \Delta P_{e\tau}^- &\approx \pm 0.13 |\epsilon_{e\tau}| \end{aligned} \quad (22)$$

for nonzero $\epsilon_{e\tau}$, where the numerical values are obtained for $L = 1300$ km, $\rho = 3$ g/cm³ and $\Delta_{31} = \pi/2$. The approximate center of the ellipse (with $\Delta P_{e\mu, e\tau}^\pm = 0$) is determined by Eq. (20). Therefore, at the leading order the width of the hidden sector ellipses is determined by $\epsilon_{e\tau}$ and the center is determined by $\sin(\delta_{13})$. Therefore, one can say at this level of approximation that hidden sector ellipses of the same $\sin \delta_{13}$ are centered at the same point, and with the same $\epsilon_{e\mu}$ or $\epsilon_{e\tau}$ they have approximately the same major and minor axis, so they overlap.

It's interesting that the effect of NSI on probabilities depends so strongly on δ_+ , and we can gain some insight by noticing that the $\delta_{e\mu}$ or $\delta_{e\tau}$ terms in Eq. (15) or Eq. (16) are suppressed by a power of $\Delta m_{21}^2/\Delta m_{31}^2$. In the $\Delta m_{21}^2/\Delta m_{31}^2 \rightarrow 0$ limit the number of independent phases that control oscillation probabilities is reduced (see e.g. the phase reduction theorem in Section IV.C of [38]). In the absence of NSI, we can see from Eq. (14) that taking $\Delta m_{21}^2/\Delta m_{31}^2 \rightarrow 0$ eliminates the effects of δ_{13} , so there would be no intrinsic CP violation. With only one nonzero NSI element $\epsilon_{e\mu}$ or $\epsilon_{e\tau}$, taking the limit $\Delta m_{21}^2/\Delta m_{31}^2 \rightarrow 0$ would leave only one phase, $\delta_+ = \delta_{13} + \delta_{e\mu}$ or $\delta_{13} + \delta_{e\tau}$. Using the known values, though, the individual phases $\delta_{e\mu}$ or $\delta_{e\tau}$ are not absent but suppressed by small but nonzero $\Delta m_{21}^2/\Delta m_{31}^2$. Therefore, the result that hidden sector ellipses of constant δ_{13} , $\pi - \delta_{13}$ approximately overlap with a δ_+ degeneracy is a consequence of the mass hierarchy.⁴

The degeneracy depends on the magnitude $|\epsilon_{e\mu}|$ as well, as shown in Fig. 4. If $\epsilon_{e\mu}$ is “large enough” ($\gtrsim 0.01$), there are approximately overlapping hidden sector ellipses. (This is consistent with a similar observation in [25].) For $\epsilon_{e\mu} \sim 0.01$, the “low P^+ ” side of one approximately overlaps the “high P^+ ” side of the other. For “small enough” $\epsilon_{e\mu}$ ($\ll 0.01$) the hidden sector ellipses are about as well-separated in the P^+ direction as the original P_0^+ values. In this case the value of $\delta_{e\mu}$ does not significantly interfere with determination of δ_{13} (this is expected – as $\epsilon_{e\mu} \rightarrow 0$ in Eq. (18), the NSI effects $\Delta P_{e\mu}^\pm$ go away).

It is evident from Eq. (17), Eq. (18) and Eq. (19) that the qualitative behavior we have just described does not change under $\Delta_{31} \rightarrow -\Delta_{31}$, which well approximates the difference between normal and inverted

⁴ “Mass hierarchy” used in its original sense to mean difference in scales $|\Delta m_{21}^2/\Delta m_{31}^2| \ll 1$, not the common practice (that this paper also follows) referring to mass ordering, i.e. sign of Δm_{31}^2 .

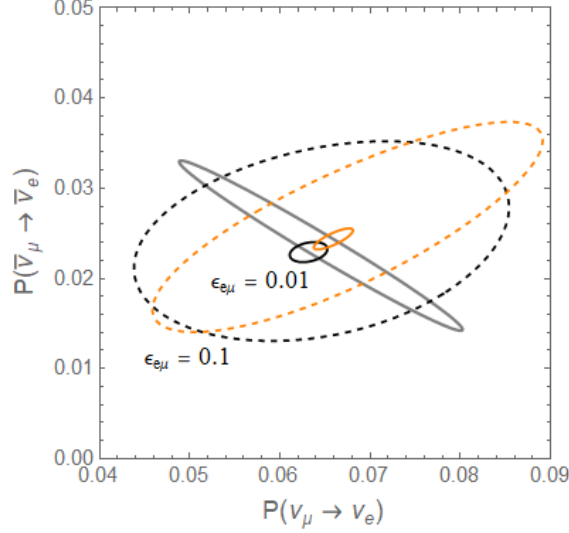


FIG. 4: Depending on the value of $\epsilon_{e\mu}$, the degeneracy may take different forms. For $\epsilon_{e\mu} \gtrsim 0.01$, there are approximately overlapping hidden sector ellipses. For $\epsilon_{e\mu} \sim 0.01$, the “low P^+ ” side of one approximately overlaps the “high P^+ ” side of the other. For $\epsilon_{e\mu} \ll 0.01$ the hidden sector ellipses are about as well-separated in the P^+ direction as the original P_0^+ values. In this case the value of $\delta_{e\mu}$ does not significantly interfere with determination of δ_{13} .

hierarchy. We have confirmed numerically that the same characteristics of degeneracies hold for the inverted hierarchy as suggested by the above reasoning. Furthermore, comparing the form of Eq. (18) with Eq. (19), we can see that the behavior just described for $\epsilon_{e\mu} \neq 0$, $\epsilon_{e\tau} = 0$ should carry over to the case where $\epsilon_{e\mu} = 0$, $\epsilon_{e\tau} \neq 0$. This is also supported by numerical solutions; an example is shown in Fig. 7a.

Thus, if one knows the presence of nonzero $\epsilon_{e\mu}$ or $\epsilon_{e\tau}$, there is at first order a degeneracy where only δ_+ is determined. A further complication in the degeneracy picture is not knowing whether $\epsilon_{e\mu}$ or $\epsilon_{e\tau}$ is nonzero. We saw this in Fig. 1 as overlap between biprobability ellipses with and without NSI. More quantitatively, comparison of Fig. 2a with Fig. 6a (showing hidden sector ellipses for $\delta_{13} = \pi/4$ and $3\pi/4$) shows that the point on the biprobability plot corresponding to $\epsilon_{e\mu} = 0$ and $\delta_{13} = \pi/2$ may also correspond to $\epsilon_{e\mu} = 0.05$ and either $\delta_{13} = \pi/4$, $\delta_{e\mu} \sim 5\pi/4$ (black curve) or $\delta_{13} = 3\pi/4$, $\delta_{e\mu} \sim 7\pi/4$ (blue curve). Other points on these hidden sector curves intersect the $\epsilon_{e\mu} = 0$ curve near $\delta_{13} = 0$ or π – if nonzero $\epsilon_{e\mu}$ isn’t suspected, this would simply look like there is little or no intrinsic CP violation in the leptonic sector. Returning to Eq. (18) and Eq. (19), we can see that the $\sin \delta_{13}$ and $\cos \delta_+$ terms compete to determine the position of a hidden sector ellipse in the P^- direction, while $\cos \delta_{13}$ and $\sin \delta_+$ compete in the P^+ direction. Since the δ_+ dependent terms are weighted by $\epsilon_{e\mu}$ or $\epsilon_{e\tau}$ the behavior as energy is varied will help resolve this degeneracy, as discussed in Sec. IV.

IV. LIFTING PHASE DEGENERACIES

As mentioned in Sec. I, variation in oscillation probabilities with neutrino energy can provide extra information that helps break some degeneracies. In this section, we use the perturbative and numerical solutions to see how the biprobability plot changes as E varies for a fixed baseline, and therefore gain an understanding of degeneracy breaking. For a given baseline length L we define E_0 as the neutrino energy for which $\Delta_{31} = \pi/2$; an arbitrary neutrino energy is then parametrized as

$$E = E_0 (1 + x) \quad (23)$$

so the parameter $x \equiv (E - E_0)/E_0$ is the fractional change in energy from Δ_{31} . To get a sense of the numbers involved, for a situation where $\Delta_{31} = \pi/2$ at an energy of 2.5 GeV, the parameter x will vary between $x = \pm 0.2$ as energy varies from 2.0 GeV to 3.0 GeV. This is motivated by DUNE, which will have a wide band of energies. By comparison, a narrow band beam like NO ν A is often well approximated as a single energy, as in [14] for example. With this in mind, we will expand to first order in x about $x = 0$ (expand about $E = E_0$) terms in P and \bar{P} that depend on Δ_{31} . We can make the exact substitutions

$$\Delta_{31} = \frac{\Delta m_{31}^2 L}{4\hbar c E_0} \frac{1}{1+x} = \frac{\pi}{2} \frac{1}{1+x}, \quad (24)$$

$$\text{or } \frac{1}{\Delta_{31}} = \frac{2}{\pi}(1+x), \quad (25)$$

and the first-order in x approximations:

$$\begin{aligned} \Delta_{31} &\approx \frac{\pi}{2} (1 - x) + \mathcal{O}(x^2) \\ \sin^2(\Delta_{31}) &\approx 1 + \mathcal{O}(x^2) \\ \sin(2\Delta_{31}) &\approx \pi x + \mathcal{O}(x^2) \\ \frac{\sin^2(\Delta_{31})}{\Delta_{31}} &\approx \frac{2}{\pi} (1 + x) + \mathcal{O}(x^2) \end{aligned} \quad (26)$$

Using Eq. (24) and the approximations Eq. (26), the previous expression Eq. (17) becomes

$$\begin{aligned} P_0^+ &\approx 0.059 + 0.0013 (1 - 2x) + 0.027x \cos(\delta_{13}) \\ P_0^- &\approx -0.018 (1 - x) \sin(\delta_{13}) + (1.1 \times 10^{-5}) L \rho (0.64 - 0.93x), \end{aligned} \quad (27)$$

Eq. (18) becomes

$$\begin{aligned} \Delta P_{e\mu}^+ &= (5.4 \times 10^{-5}) L \rho |\epsilon_{e\mu}| [-\sin(\delta_+) + 0.099 \sin(\delta_{e\mu})], \\ \Delta P_{e\mu}^- &= (5.6 \times 10^{-5}) L \rho |\epsilon_{e\mu}| [(0.64 - 0.84x) \cos(\delta_+) + (0.14 + 0.0077x) \cos(\delta_{e\mu})], \end{aligned} \quad (28)$$

and Eq. (19) becomes

$$\begin{aligned}\Delta P_{e\tau}^+ &= (5.4 \times 10^{-5}) L \rho |\epsilon_{e\tau}| [\sin(\delta_+) + 0.096 \sin(\delta_{e\tau})], \\ \Delta P_{e\tau}^- &= (5.4 \times 10^{-5}) L \rho |\epsilon_{e\tau}| [(0.64 - 0.93x) \cos(\delta_+) - (0.15 - 0.30x) \cos(\delta_{e\tau})].\end{aligned}\quad (29)$$

We can see from Eq. (27) that the δ_{13} , $\pi - \delta_{13}$ degeneracy is broken by increasing the separation in the P^+ direction, since $\sin(\delta_{13}) = \sin(\pi - \delta_{13})$ but $\cos(\delta_{13}) = -\cos(\pi - \delta_{13})$, so it is the cosine term in P^+ that is able to separate these points based on δ_{13} . For instance, $\delta_{13} = 0, \pi$ gives $\cos \delta_{13} = \pm 1$, so that $x \neq 0$ moves these in opposite directions along P^+ . Furthermore, since $(5.4 \times 10^{-5}) (1300 \text{ km}) (3 \text{ g/cm}^3) (0.05) \approx 0.011$ (and correspondingly less for smaller ϵ or L), it is the standard δ_{13} terms that dominate as the energy changes. Comparison with Fig. 2b shows the advantage and limitations of the perturbative solutions Eq. (27), Eq. (28), Eq. (29). The qualitative behavior agrees, with the δ_{13} degeneracy is broken by stretching the ellipse in the P^+ direction, but as expected with a first-order perturbative expansion, there are clearly higher-order effects missing that prevent the precise description of this behavior.

It is also evident from the perturbative results that decreasing the energy, so that the fraction x is negative, enhances the effect of $\sin \delta_{13}$, $\cos \delta_+$, and the matter effect due to the $\sim (1 - x)$ terms, while increasing the energy by a fraction will diminish these terms. This means that the energy spectrum below E_0 should be most useful in breaking degeneracies; this is also seen numerically in Fig. 5 and Fig. 6. The influence of the $x \cos \delta_{13}$ term in P_0^+ is evident, as $x < 0$ moves the $\delta_{13} = 0$ curve toward lower P^+ and the $\delta_{13} = \pi$ curve to higher P^+ relative to each other. Fig. 5 shows for the normal hierarchy how NSI ellipses with constant $\delta_{13} = 0$ and $\delta_{13} = \pi$ at $\Delta_{31} = \pi/2$ (Fig. 5a) are affected as the energy varies: increased by $x = +0.1$ in Fig. 5a, and decreased by $x = -0.1$ in Fig. 5b and $x = -0.2$ in Fig. 5d). Fig. 6 shows the same result for $\delta_{13} = \pi/4$ and $3\pi/4$.

Fig. 7 shows a similar result for hidden sector ellipse degeneracy with $\epsilon_{e\tau} = 0.05$. Fig. 7a has $\Delta_{31} = \pi/2$ and the hidden sector ellipses that vary $\delta_{e\tau}$ for fixed $\delta_{13} = \pi/4, 3\pi/4$ are approximately degenerate. As in the $\epsilon_{e\mu}$ case, and as suggested by Eq. (29), variation in the energy works to lift the degeneracy. This is shown in Fig. 7b, where the energy has been shifted by $x = -0.1$.

Finally, we point out how variations in P^\pm relate back to the spectrum of probabilities (or number of events at the detector) as a function of neutrino energy, which is likely to be more familiar. Neutrinos and antineutrinos having identical spectra would mean that for any energy, the location on the biprobability plot is along P^+ (i.e. on the $P^- = 0$ axis). Increasing along the P^+ direction means that the height of both neutrino and antineutrino spectra are increased equally, while increasing (decreasing) along the P^- direction means that for the given energy, the probabilities in the neutrino spectrum are increased

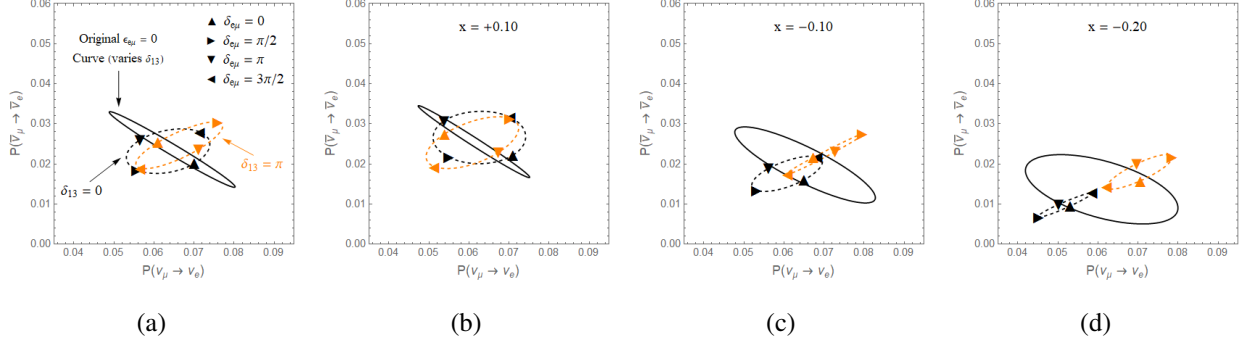


FIG. 5: Numerical solutions illustrating the same features as the perturbation result Eq. (27) and Eq. (28).

Fig. 5a shows the “hidden sector” biprobability curves for the normal hierarchy with $L = 1300$ km and $\Delta_{31} = \pi/2$. Fig. 5b shows the situation with energy increased from the peak by a fractional amount $x = 0.1$, while Fig. 5c and Fig. 5d show the energy reduced from the peak, they correspond to fractional changes of $x = -0.1$ and $x = -0.2$ respectively.

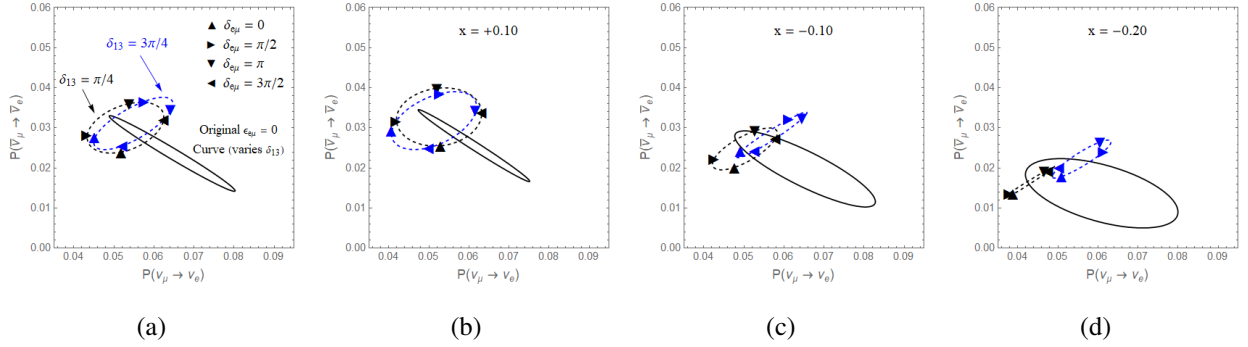


FIG. 6: Biprobability plots for $\delta_{13} = \pi/4$ and $\delta_{13} = 3\pi/4$ at $\Delta_{31} = \pi/2$ (Fig. 6a) are approximately degenerate, but increasing (Fig. 6b) or decreasing (Fig. 6c and Fig. 6d) the energy by fractional amounts $x = \pm 0.1$ or -0.2 works to lift the degeneracy.

(decreased) relative to the antineutrino spectrum.

V. DEGENERACIES FOR APPARENT $\delta_{13} \sim -\pi/2$

The results of the previous sections may now be applied to gain insight into a case of current interest: the implication of probabilities that suggest $\delta_{13} \approx -\pi/2$. While no values of δ_{13} have been ruled out experimentally, recent results from the T2K and NO ν A experiments favor $\delta_{13} \neq 0, \pi$. T2K gives δ_{13} in the range 1.06π to 1.86π at 90% confidence level [30], while NO ν A gives δ_{13} in the range 0 to 0.12π or 0.91π to 2π at 68.3% confidence level, with best fit 1.21π [31]. As previously stated, this paper does not

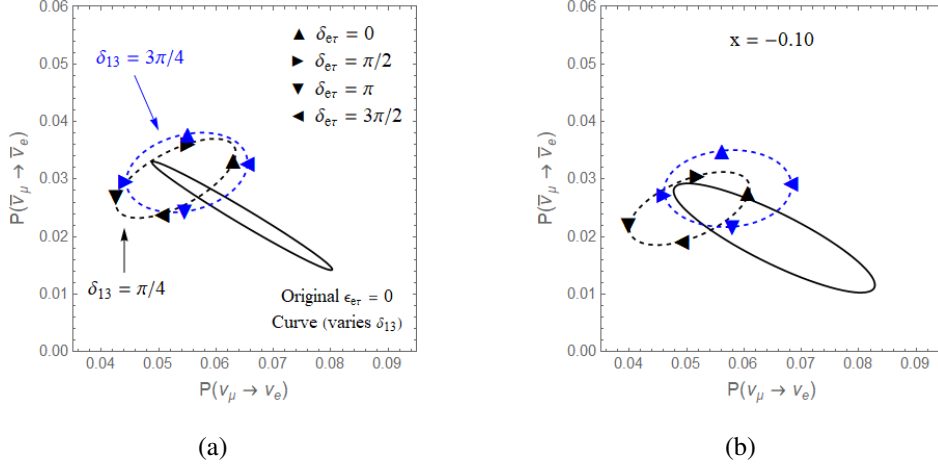


FIG. 7: Degeneracies and breaking are qualitatively the same for $\epsilon_{e\tau}$ as for $\epsilon_{e\mu}$, as suggested by the similar form of their perturbative expressions. This figure shows biprobability hidden sector ellipses for $\epsilon_{e\tau} = 0.05$, $\delta_{13} = \pi/4$ and $\delta_{13} = 3\pi/4$ at $\Delta_{31} = \pi/2$ (Fig. 6a) are approximately degenerate, but changing the energy by fractional amounts $x = \pm 0.1$ or -0.2 works to lift the degeneracy (Fig. 6c).

aim for precise analysis of any experiment, but we will take this as motivation to specifically point out the implications of our work for the P, \bar{P} points centered around $\delta_{13} = 3\pi/2$. Earlier results consistent with these have been discussed in [39], which shows a few examples of the biprobability curves that we have called “hidden sector” curves, corresponding to $\epsilon_{e\tau} = 0.3$ and $\delta_{13} = 0$ or π . They concluded that this particular choice of parameters is consistent with T2K and NO ν A results, i.e. there is a degeneracy of the type we have considered in this paper. This section presents results consistent with [39] for varying $\epsilon_{e\tau}$ and δ_{13} , and also considers degeneracy breaking. Other work has considered the implications of apparent $\delta_{13} = -\pi/2$ for NSI and the possibility of sterile neutrino mixing [18].

Recalling our previous discussion of the approximate $\delta_{13}, \pi - \delta_{13}$ degeneracy in the no-NSI case, the “endpoints” of the narrow biprobability ellipse at $\delta_{13} = \pm\pi$ are special cases because the approximate $\delta_{13}, \delta_{13} - \pi$ degeneracy goes away. However, the possibility of $\epsilon_{e\tau} \neq 0$ means the other degeneracies we’ve considered may still apply. Specifically, a hidden sector ellipse for some $\delta_{13} \neq 3\pi/2$ may overlap with point where no NSI predicts $\delta_{13} = 3\pi/2$. And as we’ve seen, this means that the $\pi - \delta_{13}$ hidden sector ellipse would also approximately overlap at this point. The larger $\epsilon_{e\tau}$ is, the farther this δ_{13} or $\pi - \delta_{13}$ would be from the apparent value of $3\pi/2$.

This is illustrated in Fig. 8a for $\epsilon_{e\tau} = 0.02, 0.05$. On each hidden sector curve, we’ve marked one specific point that happens to be close to the $\delta_{13} = 3\pi/2$ point of the standard no-NSI case. In general, it’s evident that larger $\epsilon_{e\tau}$ directly corresponds to larger deviation of δ_{13} from the apparent value. In this case,

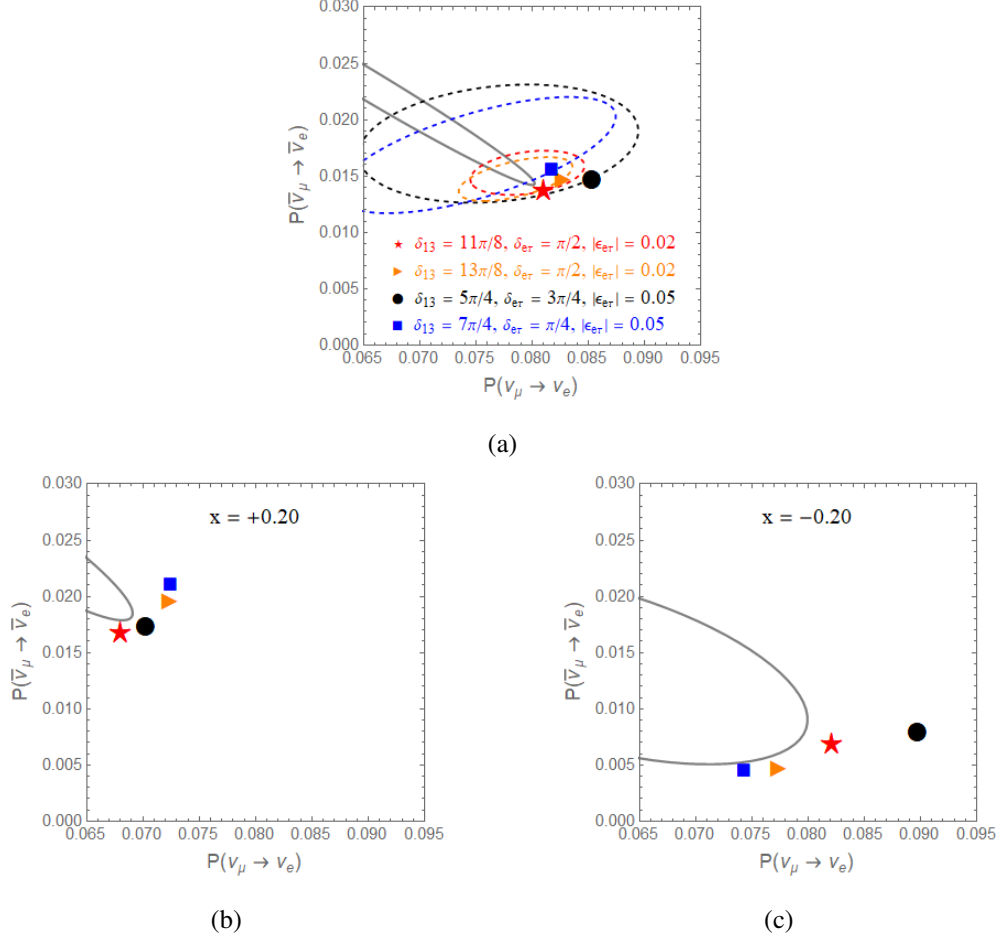


FIG. 8: Examples of degeneracy at the point where $\delta_{13} = 3\pi/2$ in the standard 3-neutrino picture.

all marked points have $\delta_+ \sim 2\pi \rightarrow 0$, so that none of the δ_+ dependent terms in the perturbation expansion help us distinguish the points by varying energy. Furthermore, the δ_{13} 's we consider are all within $\pi/4$ of the original point in question ($\delta_{13} = 3\pi/2$). (Larger $\epsilon_{e\tau}$ improves this situation.) This means the δ_{13} dependent terms, which are the dominant terms in the perturbation expansion, are also restricted in their use.

Varying the energy still does help break the degeneracy, as seen in Fig. 8b where the energy is increased by $x = +0.2$, and in Fig. 8c where the energy is decreased by $x = -0.2$. Looking at energies below the E_0 where $\Delta_{31} = \pi/2$ is still helpful in separating the points, but the close proximity of all of these points in parameter space of CP phases means that the first-order approximation we've used is less helpful. We leave the consideration of higher-order terms and their effect on this picture to future work.

An interesting situation is shown in Fig. 9. A measurement that apparently gives maximal CP violation in the standard picture would be consistent with nonzero NSI and no CP violation in *either* the standard or hidden sector. To illustrate this, a few points in Fig. 9 have “uncertainty disks” of biprobability radius 0.01

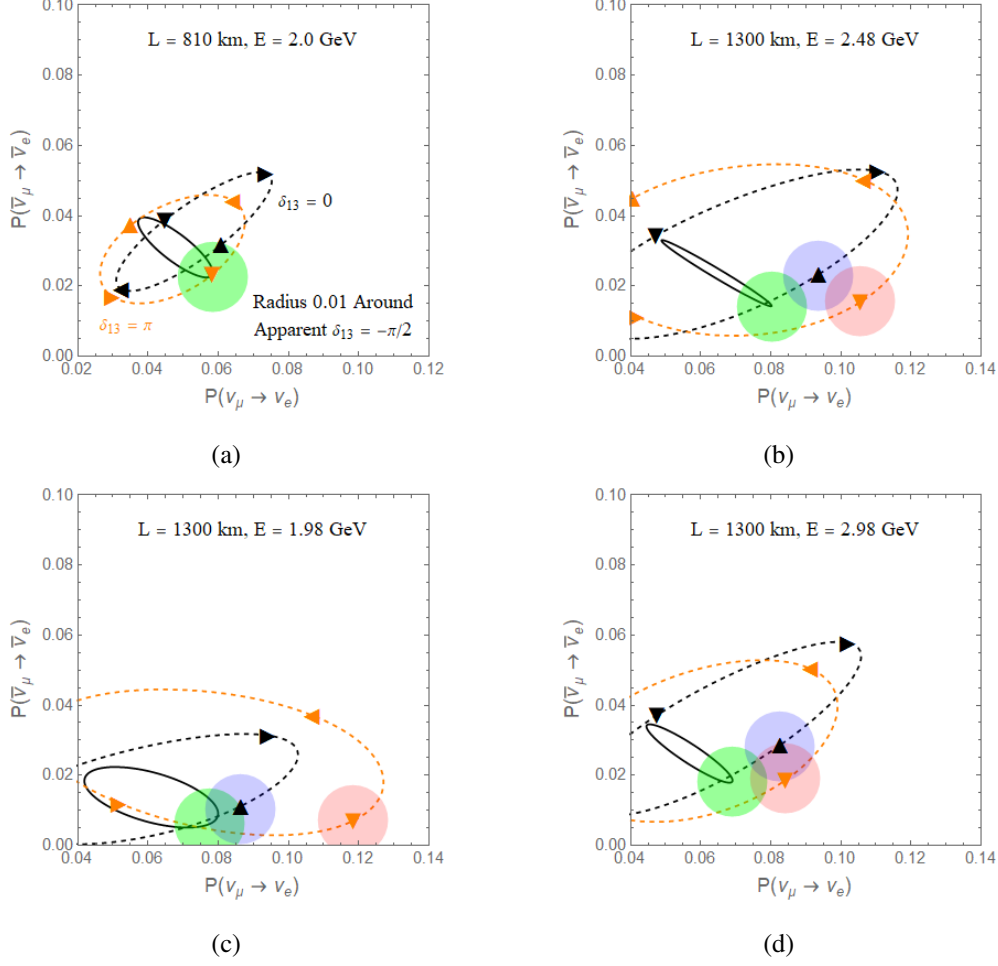


FIG. 9: Degeneracy for apparent $\delta_{13} = -\pi/2$ at NO ν A is somewhat broken by DUNE (for $\Delta_{31} = \pi/2$, i.e. $x = 0$) and further by DUNE with $x = -0.2$. DUNE with $x = +0.2$ doesn't help.

drawn around them.⁵ For apparent $\delta_{13} = -\pi/2$ at NO ν A, the point for $|\epsilon_{e\tau}| = 0.2$, $\delta_{13} = \pi$, $\delta_{e\tau} = \pi$ lies near the center of this disk, and $|\epsilon_{e\tau}| = 0.2$, $\delta_{13} = 0$, $\delta_{e\tau} = 0$ lies away from the center but within the disk. To within $\Delta P^\pm \approx 0.01$, the three points are indistinguishable. (This degeneracy has also been considered by [39].) At DUNE (with $x = 0$), these points separate in the P direction. However, there is still some overlap in the uncertainty disk around each point. Therefore, one could imagine DUNE giving a measurement in a region which could encompass two of these points of interest within $\Delta P^\pm \approx 0.01$. However, looking at $x = -0.2$, we see that $\delta_{13}, \delta_{e\tau} = \pi$ is well separated from the other two points.

This can be understood using the Eq. (17) and Eq. (19). At $\Delta_{31} = \pi/2$, the expressions for $P^\pm = P_0^\pm + \Delta P_{e\tau}^\pm$ approximately coincide for the above three parameter choices. Looking at the coefficients of x in the expressions will then reveal how varying the energy does or does not break this degeneracy. In

⁵ Of course this does not fully represent a particular experiment's ability to resolve various parameters, but is a useful point of comparison and consistent with previous work [14].

this case, it's convenient to return to the un-rotated coordinate $P = \frac{1}{\sqrt{2}}(P^+ + P^-)$ (using the definition Eq. (12)). Schematically, this expression looks like $P = (\dots) + \frac{1}{\sqrt{2}}x(\dots)$. For $\delta_{13} = -\pi/2$ and $\epsilon_{e\tau} = 0$ the term in parentheses multiplying x gives -0.058 , while for $\delta_{13} = 0$, $|\epsilon_{e\tau}| = 0.2$, $\delta_{e\tau} = 0$ this term has the similar value -0.053 . However, for $\delta_{13} = \pi$, $|\epsilon_{e\tau}| = 0.2$, $\delta_{e\tau} = \pi$ this term gives -0.11 , approximately twice the value for the other two. This is consistent with Fig. 9, where varying energy so that $x < 0$ splits the point corresponding to $\delta_{13}, \delta_{e\tau} = \pi$ away from the other two along the P direction. Taken together, the numerical results and the perturbation expansion illustrate the role of a broad energy spectrum in addition to different baseline lengths in breaking specific degeneracies.

VI. SUMMARY AND FUTURE WORK

Here we summarize the main features found in the body of this paper, and discuss future directions that aim to use this framework. In the absence of NSI, a given δ_{13} leads to probabilities approximately degenerate with $\pi - \delta_{13}$ when the baseline and neutrino energy are chosen to give $\Delta_{31} = \pi/2$. For fixed baseline, looking at neutrino energies away from the E_0 giving $\Delta_{31} = \pi/2$ works to break this degeneracy. On a biprobability plot, decreasing the energy ($x < 0$) from E_0 works best to increase separation in the P^+ direction, improving the possibility for resolving different parameters.

In the presence of nonzero NSI parameter $\epsilon_{e\mu}$ (or $\epsilon_{e\tau}$), the effect on the oscillation probabilities is dominated by the sum $\delta_+ = \delta_{13} + \delta_{e\mu}$ (or $\delta_{13} + \delta_{e\tau}$), with a smaller contribution from $\delta_{e\mu}$ (or $\delta_{e\tau}$) alone. In combination with the first result listed above, when $\epsilon_{e\mu} \gtrsim 0.01$, there is an approximate degeneracy among pairs of “hidden sector” ellipses with δ_{13} and $\pi - \delta_{13}$, as seen in Fig. 5 and Fig. 6 for $\epsilon_{e\mu}$, and Fig. 7 for $\epsilon_{e\tau}$. At leading order, these hidden sector ellipses have a center determined by $\sin(\delta_{13})$ and major/minor axis length determined by $|\epsilon_{e\mu}|$ or $|\epsilon_{e\tau}|$. As in the non-NSI case, looking at neutrino energies below the E_0 corresponding to $\Delta_{31} = \pi/2$ tends to increase separation between two previously-degenerate points in the P^+ direction of a biprobability plot. These results are consistent with previous work on degeneracies in the presence of nonzero $\epsilon_{e\tau}$ [21], but provide further insight into how individual parameters affect the degeneracy as presented in biprobability space.

For probabilities consistent with $\delta_{13} \sim -\pi/2$ in the no-NSI case, nonzero $\epsilon_{e\tau}$ can produce the same oscillation probabilities for certain values of δ_{13} and $\delta_{e\tau}$. The larger $\epsilon_{e\tau}$ is, the more δ_{13} can vary away from the apparent value of $-\pi/2$. In particular, apparent $\delta_{13} = -\pi/2$ is also consistent with $|\epsilon_{e\tau}| = 0.2$ and $\delta_{13}, \delta_{e\tau} = 0$ or $\delta_{13}, \delta_{e\tau} = \pi$. For experimental parameters of DUNE, these points are more easily distinguishable than at NO ν A. In particular, both numerical results and the perturbative approach in this paper show that the $\delta_{13}, \delta_{e\tau} = \pi$ point becomes well-separated as energy varies, but the $\delta_{13}, \delta_{e\tau} = 0$ point

remains more difficult to distinguish from maximal CP violation in the standard scenario. This is consistent with results presented in [14, 39], but specifically addresses the degeneracy between maximal, standard CP violation and NSI without CP violation while providing a clear relationship between the underlying parameters and their effect on degeneracies as energy is varied.

The perturbative solutions have provided insight that supports each of these observations, but the first-order solutions presented in [9, 37, 38] only take us so far. It may also be useful to examine the next-order terms in [38], but this is probably not consistent as long as the assumption that θ_{13} is small remains. Removing this assumption leads to perturbative expressions that can adjust the previous results by ~ 0.001 to 0.01 for the L and E that interest us, and this is the same order as some effects we’ve considered here [40].

This paper has considered approximate degeneracies and discussed how looking at varying energies tends to break degeneracies as viewed on a biprobability plot. This is a valid approximation for now because the difference between the black and blue curves in Fig. 7a, for example, is much finer than any current experiment can distinguish. The use of an “uncertainty disk” of radius 0.01 on the biprobability plot was used in Fig. 9 to help give context to the implications of how far separated biprobability points are. However, we’ve specifically avoided precise statements that characterize exactly when two parameters are degenerate because the answer depends on further experimental details. A thorough examination of this for experiments such as DUNE is an important next step to build on this work.

ACKNOWLEDGMENTS

I am very grateful to Cecilia Lunardini, Tanmay Vachaspati, Pilar Coloma, and Henry Lamm for useful conversations during early stages of this work, and I thank the referee for useful comments that have improved the work.

-
- [1] G. C. Branco, R. G. Felipe, and F. R. Joaquim, *Rev. Mod. Phys.* **84**, 515 (2012), [arXiv:1111.5332 \[hep-ph\]](#).
 - [2] C. Hagedorn, R. N. Mohapatra, E. Molinaro, C. C. Nishi, and S. T. Petcov, *Int. J. Mod. Phys.* **A33**, 1842006 (2018), [arXiv:1711.02866 \[hep-ph\]](#).
 - [3] Y. Grossman, *Phys. Lett.* **B359**, 141 (1995), [arXiv:hep-ph/9507344 \[hep-ph\]](#).
 - [4] A. Friedland, C. Lunardini, and C. Pena-Garay, *Phys. Lett.* **B594**, 347 (2004), [arXiv:hep-ph/0402266 \[hep-ph\]](#).
 - [5] A. Friedland, C. Lunardini, and M. Maltoni, *Phys. Rev.* **D70**, 111301 (2004), [arXiv:hep-ph/0408264 \[hep-ph\]](#).
 - [6] S. Antusch, J. P. Baumann, and E. Fernandez-Martinez, *Nucl. Phys.* **B810**, 369 (2009), [arXiv:0807.1003 \[hep-ph\]](#).
 - [7] O. G. Miranda and H. Nunokawa, *New J. Phys.* **17**, 095002 (2015), [arXiv:1505.06254 \[hep-ph\]](#).

- [8] Y. Farzan and I. M. Shoemaker, *JHEP* **07**, 033 (2016), [arXiv:1512.09147 \[hep-ph\]](#).
- [9] J. Arafune, M. Koike, and J. Sato, *Phys. Rev.* **D56**, 3093 (1997), [Erratum: *Phys. Rev.* **D60**, 119905(1999)], [arXiv:hep-ph/9703351 \[hep-ph\]](#).
- [10] V. Barger, D. Marfatia, and K. Whisnant, *Phys. Rev.* **D65**, 073023 (2002), [arXiv:hep-ph/0112119 \[hep-ph\]](#).
- [11] H. Minakata and H. Nunokawa, *JHEP* **10**, 001 (2001), [arXiv:hep-ph/0108085 \[hep-ph\]](#).
- [12] M. C. Gonzalez-Garcia, Y. Grossman, A. Gusso, and Y. Nir, *Phys. Rev.* **D64**, 096006 (2001), [arXiv:hep-ph/0105159 \[hep-ph\]](#).
- [13] P. Coloma, A. Donini, J. Lopez-Pavon, and H. Minakata, *JHEP* **08**, 036 (2011), [arXiv:1105.5936 \[hep-ph\]](#).
- [14] A. Friedland and I. M. Shoemaker, (2012), [arXiv:1207.6642 \[hep-ph\]](#).
- [15] Z. Rahman, A. Dasgupta, and R. Adhikari, *J. Phys.* **G42**, 065001 (2015), [arXiv:1503.03248 \[hep-ph\]](#).
- [16] M. Masud, A. Chatterjee, and P. Mehta, *J. Phys.* **G43**, 095005 (2016), [arXiv:1510.08261 \[hep-ph\]](#).
- [17] P. Coloma, *JHEP* **03**, 016 (2016), [arXiv:1511.06357 \[hep-ph\]](#).
- [18] A. Palazzo, *Phys. Lett.* **B757**, 142 (2016), [arXiv:1509.03148 \[hep-ph\]](#).
- [19] A. de Gouvêa and K. J. Kelly, *Nucl. Phys.* **B908**, 318 (2016), [arXiv:1511.05562 \[hep-ph\]](#).
- [20] M. Masud and P. Mehta, *Phys. Rev.* **D94**, 013014 (2016), [arXiv:1603.01380 \[hep-ph\]](#).
- [21] J. Liao, D. Marfatia, and K. Whisnant, *Phys. Rev.* **D93**, 093016 (2016), [arXiv:1601.00927 \[hep-ph\]](#).
- [22] A. de Gouvêa and K. J. Kelly, (2016), [arXiv:1605.09376 \[hep-ph\]](#).
- [23] J. Liao, D. Marfatia, and K. Whisnant, *JHEP* **01**, 071 (2017), [arXiv:1612.01443 \[hep-ph\]](#).
- [24] S.-F. Ge and A. Yu. Smirnov, *JHEP* **10**, 138 (2016), [arXiv:1607.08513 \[hep-ph\]](#).
- [25] S. K. Agarwalla, S. S. Chatterjee, and A. Palazzo, *Phys. Lett.* **B762**, 64 (2016), [arXiv:1607.01745 \[hep-ph\]](#).
- [26] S. Fukasawa, M. Ghosh, and O. Yasuda, *Phys. Rev.* **D95**, 055005 (2017), [arXiv:1611.06141 \[hep-ph\]](#).
- [27] K. N. Deepthi, S. Goswami, and N. Nath, *Phys. Rev.* **D96**, 075023 (2017), [arXiv:1612.00784 \[hep-ph\]](#).
- [28] A. de Gouvêa and K. J. Kelly, *Phys. Rev.* **D96**, 095018 (2017), [arXiv:1709.06090 \[hep-ph\]](#).
- [29] K. N. Deepthi, S. Goswami, and N. Nath, (2017), [arXiv:1711.04840 \[hep-ph\]](#).
- [30] K. Abe *et al.* (T2K), *Phys. Rev.* **D96**, 092006 (2017), [arXiv:1707.01048 \[hep-ex\]](#).
- [31] M. A. Acero *et al.* (NOvA), (2018), [arXiv:1806.00096 \[hep-ex\]](#).
- [32] A. M. Gago, H. Minakata, H. Nunokawa, S. Uchinami, and R. Zukanovich Funchal, *JHEP* **01**, 049 (2010), [arXiv:0904.3360 \[hep-ph\]](#).
- [33] C. Soumya and R. Mohanta, (2016), [arXiv:1603.02184 \[hep-ph\]](#).
- [34] L. J. Flores, E. A. Garcés, and O. G. Miranda, (2018), [arXiv:1806.07951 \[hep-ph\]](#).
- [35] C. Patrignani *et al.* (Particle Data Group), *Chin. Phys.* **C40**, 100001 (2016).
- [36] T. Ohlsson, *Rept. Prog. Phys.* **76**, 044201 (2013), [arXiv:1209.2710 \[hep-ph\]](#).
- [37] A. Cervera, A. Donini, M. B. Gavela, J. J. Gomez Cadenas, P. Hernandez, O. Mena, and S. Rigolin, *Nucl. Phys.* **B579**, 17 (2000), [Erratum: *Nucl. Phys.* **B593**, 731(2001)], [arXiv:hep-ph/0002108 \[hep-ph\]](#).
- [38] T. Kikuchi, H. Minakata, and S. Uchinami, *JHEP* **03**, 114 (2009), [arXiv:0809.3312 \[hep-ph\]](#).
- [39] D. V. Forero and P. Huber, *Phys. Rev. Lett.* **117**, 031801 (2016), [arXiv:1601.03736 \[hep-ph\]](#).
- [40] K. Asano and H. Minakata, *JHEP* **06**, 022 (2011), [arXiv:1103.4387 \[hep-ph\]](#).