

Weak pion production off the nucleon in covariant chiral perturbation theory

De-Liang Yao,^{1,*} Luis Alvarez-Ruso,^{1,†} Astrid N. Hiller Blin,^{2,‡} and M. J. Vicente Vacas^{1,§}

¹*Departamento de Física Teórica and Instituto de Física Corpuscular (IFIC),
Centro Mixto CSIC-UV, Institutos de Investigación de Paterna, E-46071, Valencia, Spain*

²*Institut für Kernphysik & PRISMA Cluster of Excellence,
Johannes Gutenberg Universität, D-55099 Mainz, Germany*

(Dated: December 14, 2024)

Abstract

Weak pion production off the nucleon at low energies has been systematically investigated in manifestly relativistic baryon chiral perturbation theory with explicit inclusion of the $\Delta(1232)$ resonance. Most of the involved low-energy constants have been previously determined in other processes such as pion-nucleon elastic scattering and electromagnetic pion production off the nucleon. For numerical estimates, the few remaining constants are set to be of natural size. As a result, the total cross sections for single pion production on neutrons and protons, induced either by neutrino or antineutrino, are predicted. Our results are consistent with the scarce existing experimental data except in the $\nu_\mu n \rightarrow \mu^- n \pi^+$ channel, where higher-order contributions might still be significant. The Δ resonance mechanisms lead to sizeable contributions in all channels, especially in $\nu_\mu p \rightarrow \mu^- p \pi^+$, even though the considered energies are close to the production threshold. The present study provides a well founded low-energy benchmark for phenomenological models aimed at the description of weak pion production processes in the broad kinematic range of interest for current and future neutrino-oscillation experiments.

*Electronic address: Deliang.Yao@ific.uv.es

†Electronic address: Luis.Alvarez@ific.uv.es

‡Electronic address: Hillerbl@uni-mainz.de

§Electronic address: Manuel.J.Vicente@ific.uv.es

I. INTRODUCTION

Neutrino interactions with matter are at the heart of many relevant phenomena in astrophysics, nuclear and particle physics. Among them, neutrino oscillations have revealed that neutrinos are massive, providing evidence of physics beyond the Standard Model. Precision studies of neutrino-oscillation parameters demand a good understanding and accurate modeling of neutrino interactions with nucleons and nuclei [1–3]. In this context, weak pion production has been actively investigated.

Single-pion production amounts to one of the leading contributions to the inclusive (anti)neutrino-nucleus cross section in the energy range of interest for ongoing and future oscillation experiments. As such, it can be part of the signal or a background that should be precisely constrained. Single charged pion production in charged-current interactions is a source of events that can be misidentified as quasielastic $[\nu_l(\bar{\nu}_l)N \rightarrow l^\mp N']$ ones if the pion is not identified, introducing a bias in the kinematic neutrino energy reconstruction¹. Furthermore neutral-current π^0 production events in Cherenkov detectors contribute to the electron-like background in $\nu_\mu \rightarrow \nu_e$ measurements. In spite of the progress, 20-30% errors are currently taken for single-pion production in oscillation analyses due to conflicts between data sets and models [4].

It was early acknowledged that, at low and intermediate energies, weak pion production should proceed predominantly through the excitation of the $\Delta(1232)3/2^+$ resonance (see Ref. [5] and references therein). Isobar models accounting for heavier nucleon resonances were subsequently developed [6, 7]. The nucleon-to-resonance transitions were parametrized in terms of real form factors obtained from quark models [7–10] or phenomenology. In the later case, owing to the symmetry of the conserved vector current under isospin rotations, vector transition form factors can be related to electromagnetic ones extracted from electron scattering data while the partial conservation of the axial current (PCAC) allows to derive the off-diagonal Goldberger-Treiman (GT) relation for the leading axial couplings [6, 11–13]. Additional, but rather limited, information on the transition axial form factors can be obtained from available weak pion-production bubble-chamber data on hydrogen and deuterium [14–16]. Non-resonant mechanisms were added to the resonant ones in Refs. [6, 17, 18], and further extended to fulfill chiral symmetry constraints at threshold in Ref. [19]. In these studies, the range of applicability of the Born terms is expanded by the introduction of form factors. In the approach of Ref. [19] (denoted as HNV from now on), a good agreement with bubble chamber data was achieved at the price of introducing tensions in the value of the leading $N - \Delta(1232)$ axial coupling, C_5^A in the notation of Ref. [5], with respect to the GT value at a 2σ level [15]². The two values could be reconciled by imposing Watson’s theorem in the dominant partial wave [22]. The importance of a consistent treatment of the $\Delta(1232)$ was stressed in Refs. [23, 24], also accounted for in the HNV model by the introduction of new contact terms that absorb the unphysical spin-1/2 components in the Δ propagator [25]. Extensions of the HNV model to higher energies have been developed

¹ Neutrino fluxes are not monochromatic. Therefore, the neutrino energy, on which oscillation probabilities depend, is not known on an event-by-event basis but can be approximately reconstructed from the final-lepton kinematics in quasielastic events.

² Deviations from the $N - \Delta(1232)$ off-diagonal GT relation are expected only at the few-% level, as they arise from chiral symmetry breaking. Systematic studies of the corrections to this GT relation using chiral perturbation theory have been reported in Refs. [20, 21].

by enlarging the resonant content of the model beyond the $\Delta(1232)$ [26–28] and by applying Regge phenomenological corrections to the non-resonant contribution [27]. A power counting was introduced in Ref. [29] in an effective model with pion, nucleons, $\Delta(1232)$ but also scalar (σ) and vector (ρ , ω) mesons as degrees of freedom. Next-to-leading order (NLO) (but only tree-level) corrections to weak pion production were investigated. In the dynamical model of Ref. [30], the amplitudes are obtained by solving the Lippmann-Schwinger equation in coupled channels, fulfilling Watson’s theorem by construction. In this model, PCAC is used to partially constrain the axial current in terms of the pion-nucleon scattering amplitude fitted to data.

Chiral perturbation theory (ChPT) [31–34], the effective field theory of QCD at low energies, plays a prominent role in the systematic and model independent study of modern hadronic physics. Initially developed for the description of the interactions among the Goldstone bosons originating from the spontaneous breaking of the $SU(3)_L \times SU(3)_R$ chiral symmetry of QCD, it has achieved a remarkable level of precision in the description of a multitude of low-energy observables involving mesons and baryons [35, 36]. Amid the large collection of processes successfully described by ChPT we should mention pion photo- and electroproduction off the nucleon. The wealth of precise data available for these reactions has led to an intense theoretical research, reaching a very sophisticated and accurate description of the low energy data; see, e.g., Ref. [37] and references therein for a recent experimental and theoretical review.

However, beyond leading-order (LO) tree level amplitudes, the systematic application of ChPT to neutrino-induced pion production has been rare. To our knowledge, it is limited to several low-energy theorems that have been derived for weak pion production, including one-loop corrections, using the heavy-baryon formalism [38]. We report here the first systematic study of weak pion production up to next-to-next-to-leading order (NNLO) in covariant ChPT with nucleons and $\Delta(1232)$. The information gathered in the study in pion production with electromagnetic probes and pion-nucleon scattering within the same framework provides valuable input for weak pion production. By construction, the amplitudes obtained in ChPT fulfill perturbative unitarity and Watson’s theorem. As emphasized in Ref. [38], ChPT brings about corrections to the axial current that cannot be derived using PCAC. Furthermore, unlike most phenomenological models, it does not require *ad hoc* assumptions about the form factors to enforce the (partial) conservation of the (axial) vector current [39]. The predictive power of ChPT calculations is limited to the threshold region but nonetheless they can be very valuable for the neutrino cross-section program [3] as a benchmark for phenomenological models that aim to describe weak pion production in wider energy regions.

This paper is organized as follows. In section II, the generic formalism of weak pion production is presented. In section III, the hadronic tensor is systematically studied in the ChPT framework. Specifically, we discuss the power counting rule in subsection III A and then display all the relevant pieces of the Lagrangian in subsection III B. The calculation of the hadronic transition amplitude and its renormalization are carried out in subsections III C and III D, respectively. Section IV comprises numerical results: the total cross sections are shown in subsection IV B after the parameter values are specified. We summarize in section V. Furthermore, the explicit expressions of the transition amplitude at tree level are compiled in appendix A. We also display the axial-vector operators in an alternative basis, well suited for chiral expansions, in appendix B and the renormalization factors as well as β functions in appendix C.

II. FORMALISM

A. Kinematics, Lorentz and isospin decompositions

Charged-current weak pion production off the nucleon consists of processes of the type

$$\left. \begin{matrix} \nu_\ell(k_1) \\ \bar{\nu}_\ell(k_1) \end{matrix} \right\} + N(p_1) \rightarrow \left. \begin{matrix} \ell^-(k_2) \\ \ell^+(k_2) \end{matrix} \right\} + N'(p_2) + \pi^b(q) , \quad (1)$$

induced either by neutrinos ν_ℓ or antineutrinos $\bar{\nu}_\ell$; see Ref. [40] for a classic review of electroweak pion production. This reaction is described by the Lorentz-invariant amplitude \mathcal{T}_{fi} , which is defined by

$${}_{\text{out}} \langle \ell(k_2) N'(p_2) \pi^b(q) | \nu_\ell(k_1) N(p_1) \rangle_{\text{in}} = i(2\pi)^4 \delta^{(4)}(k_1 + p_1 - k_2 - p_2 - q) \mathcal{T}_{fi} . \quad (2)$$

In the antineutrino case, one replaces $\nu_\ell \rightarrow \bar{\nu}_\ell$ and $\ell^- \rightarrow \ell^+$ in the above definition. The amplitude \mathcal{T}_{fi} is a function of the following six Mandelstam variables,

$$\begin{aligned} s &\equiv (k_1 + p_1)^2 , & s_1 &\equiv (k_2 + p_2)^2 , & s_2 &\equiv (q + p_2)^2 , \\ t_1 &\equiv (k_1 - k_2)^2 , & t_2 &\equiv (k_1 - q)^2 , & t &\equiv (p_1 - p_2)^2 , \end{aligned} \quad (3)$$

which fulfill the constraint

$$m_N^2 + s + t_1 + t_2 = t + s_1 + s_2 , \quad (4)$$

where the neutrino mass has been approximated to zero. We work in the isospin limit so the mass of all nucleons (pions) has been set to m_N (M_π). Henceforth, t is always given in terms of the other five invariants.

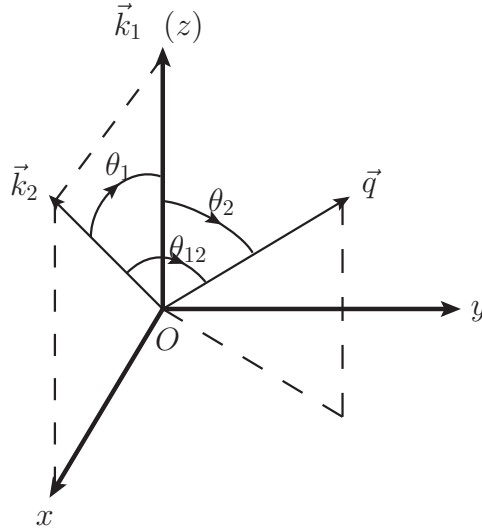


FIG. 1: Kinematics and reference frame.

In the limit $|t_1| \ll M_W^2$, where M_W is the vector W-boson mass, the scattering amplitude \mathcal{T}_{fi} can be written as

$$\mathcal{T}_{fi} = \frac{G_F}{\sqrt{2}} |V_{ud}| L^\mu H_\mu , \quad (5)$$

where the leptonic and hadronic currents, denoted by L^μ and H_μ , respectively, are given by

$$L^\mu \equiv \begin{cases} \bar{u}_\ell(k_2)\gamma^\mu(1-\gamma_5)u_{\nu_\ell}(k_1) , & \text{neutrino} \\ \bar{v}_{\nu_\ell}(k_1)\gamma^\mu(1-\gamma_5)v_\ell(k_2) , & \text{antineutrino} \end{cases} \quad (6)$$

$$H_\mu^{ba} \equiv \langle N'(p_2)\pi^b(q)|V_\mu^a(0)-A_\mu^a(0)|N(p_1)\rangle , \quad (7)$$

in terms of the isovector vector and axial-vector currents V_μ^a and A_μ^a ; H_μ depends only on variables s_2 , t_1 and t . Its isospin structure has the form

$$H_\mu^{ba}(s_2, t, t_1) = \chi_f^\dagger \left[\frac{1}{2} \{\tau^b, \tau^a\} H_\mu^+ + \frac{1}{2} [\tau^b, \tau^a] H_\mu^- \right] \chi_i , \quad (8)$$

where χ_i and χ_f are isospinors of the initial and final nucleon states, respectively. Furthermore, the Lorentz decomposition reads

$$H_\mu^\pm(s_2, t, t_1) = \sum_{i=1}^8 \bar{u}_{N'}(p_2) \left\{ A_i^\pm(s_2, t, t_1) \mathcal{O}_{\mu,i}^A + V_i^\pm(s_2, t, t_1) \mathcal{O}_{\mu,i}^V \right\} u_N(p_1) , \quad (9)$$

with the Lorentz axial-vector operators ³

$$\begin{aligned} \mathcal{O}_{\mu,1}^A &= q_\mu , & \mathcal{O}_{\mu,2}^A &= p_{1,\mu} , & \mathcal{O}_{\mu,3}^A &= p_{2,\mu} , \\ \mathcal{O}_{\mu,4}^A &= \not{q} q_\mu , & \mathcal{O}_{\mu,5}^A &= \not{q} p_{1,\mu} , & \mathcal{O}_{\mu,6}^A &= \not{q} p_{2,\mu} , \\ \mathcal{O}_{\mu,7}^A &= \gamma_\mu \not{q} , & \mathcal{O}_{\mu,8}^A &= \gamma_\mu , \end{aligned} \quad (10)$$

and Lorentz vector operators

$$\mathcal{O}_{\mu,i}^V = \mathcal{O}_{\mu,i}^A \gamma_5 , \quad i = 1, \dots, 8 . \quad (11)$$

The set of vector operators is complete but they are not independent if the conservation of the vector current is imposed. To be specific, there exist two constraints on V_i :

$$\begin{aligned} k \cdot q V_1 + k \cdot p_1 V_2 + k \cdot p_2 V_3 + (M_\pi^2 - 2p_1 \cdot q) V_7 + 2m_N V_8 &= 0 , \\ k \cdot q V_4 + k \cdot p_1 V_5 + k \cdot p_2 V_6 + V_8 &= 0 , \end{aligned} \quad (12)$$

with $k \equiv k_1 - k_2$. Eventually, once the functions H_μ^\pm are determined, the hadronic transition amplitudes for the various physical weak pion production processes can be readily obtained through

$$\begin{aligned} H_\mu(\nu_\ell p \rightarrow \ell^- \pi^+ p) &= H_\mu(\bar{\nu}_\ell n \rightarrow \ell^+ \pi^- n) = H_\mu^+ - H_\mu^- , \\ H_\mu(\nu_\ell n \rightarrow \ell^- \pi^+ n) &= H_\mu(\bar{\nu}_\ell p \rightarrow \ell^+ \pi^- p) = H_\mu^+ + H_\mu^- , \\ H_\mu(\nu_\ell n \rightarrow \ell^- \pi^0 p) &= H_\mu(\bar{\nu}_\ell p \rightarrow \ell^+ \pi^0 n) = -\sqrt{2} H_\mu^- . \end{aligned} \quad (13)$$

³ This simple basis can be easily related to the ones in Ref. [40] or Ref. [19], if needed.

B. Cross section

Unless otherwise stated, the energies and momenta are defined in the center-of-mass frame of the initial (anti)neutrino and nucleon. The directions of pion and lepton three-momenta directions are specified in the reference frame depicted in Fig. 1. By construction, Oxz is the lepton scattering plane.

The total cross section reads

$$\sigma(s) = \frac{1}{(4\pi)^4 \sqrt{s} |\mathbf{k}_1|} \int_{\omega_\ell^-}^{\omega_\ell^+} d\omega_\ell \int_{\omega_\pi^-}^{\omega_\pi^+} d\omega_\pi \int_{-1}^{+1} dx_1 \int_0^\pi d\phi_{12} |\mathcal{T}_{fi}|^2, \quad (14)$$

where $x_1 = \cos \theta_1$ and ϕ_{12} is the angle between the Oxz plane and the one spanned by \vec{k}_2 and \vec{q} . Here, the limits for the lepton energy ω_ℓ are given by

$$\omega_\ell^- = m_\ell, \quad \omega_\ell^+ = \frac{(\sqrt{s} - M_\pi)^2 + m_\ell^2 - m_N^2}{2(\sqrt{s} - M_\pi)}, \quad (15)$$

and the ones for the pion energy ω_π are

$$\begin{aligned} \omega_\pi^\pm &= \frac{1}{2(s - 2\omega_\ell \sqrt{s} + m_\ell^2)} \left\{ (\sqrt{s} - \omega_\ell)(s - 2\omega_\ell \sqrt{s} + m_\ell^2 + M_\pi^2 - m_N^2) \right. \\ &\quad \left. \pm (\omega_\ell^2 - m_\ell^2) \sqrt{[s - 2\omega_\ell \sqrt{s} + m_\ell^2 - M_\pi^2 - m_N^2]^2 - 4M_\pi^2 m_N^2} \right\}, \end{aligned} \quad (16)$$

In the above, m_ℓ denotes the outgoing-lepton mass. The invariant amplitude squared can be written as

$$|\mathcal{T}_{fi}|^2 = \frac{G_F^2}{2} |V_{ud}|^2 L_{\mu\nu} H^{\mu\nu}, \quad (17)$$

in terms of the conventional leptonic and hadronic tensors. From Eq. (6) the leptonic tensor for a neutrino-induced process is given by

$$\begin{aligned} L_{\mu\nu} &= \text{Tr}[\not{k}_1 \gamma_\mu (1 - \gamma_5) (\not{k}_2 + m_\ell) \gamma_\nu (1 - \gamma_5)] \\ &= 8[k_{1,\mu} k_{2,\nu} + k_{1,\nu} k_{2,\mu} - g_{\mu\nu} k_1 \cdot k_2 + i\epsilon_{\mu\nu\alpha\beta} k_1^\alpha k_2^\beta], \end{aligned} \quad (18)$$

with $\epsilon_{0123} = +1$. For the corresponding antineutrino reaction, the term proportional to the fully anti-symmetric tensor gets a minus sign. On the other hand, the hadronic tensor $H_{\mu\nu}$ reads

$$H_{\mu\nu} = \frac{1}{2} \text{Tr}[(\not{p}_1 + m_N) \tilde{H}_\mu (\not{p}_2 + m_N) H_\nu], \quad (19)$$

where $\tilde{H}_\mu = \gamma_0 H_\mu^\dagger \gamma_0$. The hadronic transition amplitudes H_μ are those introduced in Eq. (13).

The total cross section is a function of only s , so that the other four Mandelstam variables should be expressed in terms of s and the integration variables:

$$\begin{aligned} s_1(s, \omega_\pi) &= s - 2\sqrt{s} \omega_\pi + M_\pi^2, \\ s_2(s, \omega_\ell) &= s - 2\sqrt{s} \omega_\ell + m_\ell^2, \end{aligned}$$

$$\begin{aligned}
t_1(s, \omega_\ell, x_1) &= m_\nu^2 + m_\ell^2 - 2\omega_\nu \omega_\ell + 2|\vec{k}_1||\vec{k}_2| x_1 , \\
t_2(s, \omega_\ell, \omega_\pi, x_1, \phi_{12}) &= m_\nu^2 + M_\pi^2 - 2\omega_\nu \omega_\pi + 2|\vec{k}_1||\vec{q}| x_2 ,
\end{aligned} \tag{20}$$

where $x_i \equiv \cos \theta_i$ and the moduli of the three momenta are

$$|\vec{q}| = \sqrt{\omega_\pi^2 - M_\pi^2} , \quad |\vec{k}_2| = \sqrt{\omega_\ell^2 - m_\ell^2} , \quad |\vec{k}_1| = \omega_\nu , \tag{21}$$

with $\omega_\nu = (s - m_N^2)/(2\sqrt{s})$. Furthermore, $x_2 = x_1 x_{12} + \sqrt{(1 - x_1^2)(1 - x_{12}^2)} \cos \phi_{12}$, and x_{12} is obtained from

$$|\vec{k}_2||\vec{q}| x_{12} = \frac{1}{2}(m_\ell^2 + M_\pi^2 - m_N^2 + s) - \sqrt{s}(\omega_\ell + \omega_\pi) + \omega_\ell \omega_\pi . \tag{22}$$

The invariant s can be related to the energy of the neutrino in the laboratory frame, E_ν , by

$$s = m_N^2 + 2m_N E_\nu , \tag{23}$$

so that the total cross section can be expressed as a function of E_ν .

III. SYSTEMATIC ANALYSIS OF THE HADRONIC TENSOR IN CHPT

In this section, the different ingredients required to obtain the hadronic current in ChPT are presented.

A. Power counting

As an expansion in powers of momenta and light-quark masses, ChPT relies on a hierarchy of the contributions (diagrams) known as power counting. The presence of matter fields as explicit degrees of freedom introduces new scales that do not vanish in the chiral limit, causing the presence of power counting breaking (PCB) terms [41] in the diagrams with loops. To remedy this problem, various approaches have been proposed in the past thirty years: e.g., the heavy baryon (HB) formalism [42, 43], the infrared regularization (IR) prescription [44, 45], and the extended-on-mass-shell (EOMS) scheme [46–48].⁴

For ChPT in the one-baryon sector, denoted in short as BChPT, the EOMS scheme has proven to be a very effective tool. It is covariant and preserves the analytic structure of the calculated physical quantities with correct power counting. When the proper limits are taken, EOMS reproduces the results obtained using the HB or the IR formalisms but usually offers a faster chiral convergence. Due to the above-mentioned facts, the EOMS scheme is gaining a widespread acceptance and has been applied to many relevant processes, e.g. pion-nucleon scattering [50–53] and pion photoproduction [54–56], among others. Furthermore, the EOMS scheme has also been extended beyond the low-energy region [57] and to heavy-light systems [58–60].

The explicit inclusion in BChPT of baryon states heavier than the nucleon, such as the Δ resonance, is not trivial. The $\Delta(1232)$ excitation is the lightest baryon resonance,

⁴ See also Refs. [36, 49] for further discussion on this topic.

located only ~ 200 MeV above the πN threshold, and hence crucial for a good description of the πN physics even at low energies. In BChPT with $\Delta(1232)$, apart from the external momenta p and the pion mass M_π , an additional small parameter appears, namely the mass difference $\delta = m_\Delta - m_N \sim 300$ MeV. Different assumptions about the expansion parameters lead to different power-counting rules. In the small scale expansion (SSE) scheme proposed in Refs. [61, 62], both δ and M_π are counted as $\mathcal{O}(p)$. Instead, in the so-called δ -counting, developed in Ref. [63], a different counting, $\delta \sim \mathcal{O}(p^{\frac{1}{2}})$, is introduced in order to preserve the hierarchy $p/\Lambda_{\chi\text{SB}} \sim M_\pi/\Lambda_{\chi\text{SB}} \sim (\delta/\Lambda_{\chi\text{SB}})^2$, with $\Lambda_{\chi\text{SB}} \sim 1$ GeV being the chiral symmetry breaking scale.

In the present work, we are interested in the energy range from the production threshold $E_\nu^{\text{thr.}} (\simeq 276.5$ MeV for $\ell = \mu$) to $E_\nu \sim E_\nu^{\text{thr.}} + M_\pi (\simeq 415$ MeV for $\ell = \mu$), where the invariant mass of the final hadronic πN system, denoted as $\sqrt{s_2}$, is well below the Δ -resonance peak. Hence, we prefer to employ the δ -counting rule. Specifically, for a given Feynman diagram with L loops, $V^{(k)}$ vertices of $\mathcal{O}(p^k)$, I_π internal pions, I_N nucleon propagators and I_Δ Δ -propagators, its chiral dimension D is obtained according to the rule

$$D = 4L + \sum_k k V^{(k)} - 2I_\pi - I_N - \frac{1}{2}I_\Delta. \quad (24)$$

Here, we aim to perform a calculation of the hadronic transition amplitude up to the chiral order $\mathcal{O}(p^3)$, i.e. $\mathcal{O}(p^D/\Lambda_{\chi\text{SB}}^D)$ with $D = 3$.

B. Chiral effective Lagrangians

Given our working accuracy and according to the power counting rule (24), the following chiral Lagrangians are needed for our calculation,

$$\mathcal{L}_{\text{eff}} = \sum_{i=1}^2 \mathcal{L}_{\pi\pi}^{(2i)} + \sum_{j=1}^3 \mathcal{L}_{\pi N}^{(j)} + \sum_{k=1}^2 \left[\mathcal{L}_{\pi\Delta}^{(k)} + \mathcal{L}_{\pi N\Delta}^{(k)} \right], \quad (25)$$

where superscripts represent chiral orders while subscripts denote the relevant degrees of freedom. For clarity, the effective Lagrangian is classified in three parts: the purely pionic sector, the pion-nucleon sector and the one involving Δ resonances.

1. Pionic interactions

The required terms in the purely pionic sector are given by [32, 41]

$$\mathcal{L}_{\pi\pi}^{(2)} = \frac{F^2}{4} \text{Tr}[D_\mu U (D^\mu U)^\dagger + \chi U^\dagger + U \chi^\dagger], \quad (26)$$

$$\begin{aligned} \mathcal{L}_{\pi\pi}^{(4)} = & \frac{\ell_3 + \ell_4}{16} [\text{Tr}(\chi U^\dagger + U \chi^\dagger)]^2 + \frac{\ell_4}{8} \text{Tr}[D_\mu U (D^\mu U)^\dagger] \text{Tr}[\chi U^\dagger + U \chi^\dagger] \\ & + i \frac{\ell_6}{2} \text{Tr}[F_{\mu\nu}^L (D^\mu U)^\dagger D^\nu U], \end{aligned} \quad (27)$$

where $F_{\mu\nu}^L = \partial_\mu l_\nu - \partial_\nu l_\mu - i[l_\mu, l_\nu]$ is the left-handed field-strength tensor; $l_\mu = -g_W V_{ud} l_\mu^a \tau^a / 2$ is the left-handed external field and τ^a ($a = 1, 2, 3$) are the Pauli matrices.⁵ Here $\chi = \text{diag}\{M^2, M^2\}$ is the mass matrix with M being the pion mass in the isospin limit. $\text{Tr}[\dots]$ denotes the trace in flavor space. Furthermore, F is the pion decay constant in the chiral limit and $\ell_{3,4,6}$ are mesonic low-energy constants (LECs). The Goldstone pion fields are collected in the 2×2 matrix U

$$U = u^2 = \exp\left(\frac{i\tau^b \pi^b}{F}\right), \quad D_\mu U = \partial_\mu U + iU l_\mu, \quad (28)$$

where the corresponding covariant derivative has also been defined.

2. Interactions with nucleons

The relevant terms describing the interactions between pions, or external fields l_μ , and nucleons read [64]

$$\mathcal{L}_{\pi N}^{(1)} = \bar{\Psi}_N \{i\not{D} - m + \frac{g}{2} \not{u} \gamma_5\} \Psi_N, \quad (29)$$

$$\begin{aligned} \mathcal{L}_{\pi N}^{(2)} = & \bar{\Psi}_N \left\{ c_1 \text{Tr}[\chi_+] - \frac{c_2}{4m^2} \text{Tr}[u^\mu u^\nu] (D_\mu D_\nu + h.c.) + \frac{c_3}{2} \text{Tr}[u^\mu u_\mu] \right. \\ & \left. + \left[\frac{ic_4}{4} [u_\mu, u_\nu] + \frac{c_6}{8m} F_{\mu\nu}^+ \right] \sigma^{\mu\nu} \right\} \Psi_N, \end{aligned} \quad (30)$$

$$\begin{aligned} \mathcal{L}_{\pi N}^{(3)} = & \bar{\Psi}_N \left\{ -\frac{d_1}{2m} ([u_\mu, [D_\nu, u^\mu]] D^\nu + h.c.) - \frac{d_2}{2m} ([u_\mu, [D^\mu, u_\nu]] D^\nu + h.c.) \right. \\ & + \frac{d_3}{12m^3} ([u_\mu, [D_\nu, u_\lambda]] (D^\mu D^\nu D^\lambda + \text{sym.}) + h.c.) + \frac{d_5}{2m} (i[\chi_-, u_\mu] D^\mu + h.c.) \\ & + \frac{d_6}{2m} (i[D^\mu, \tilde{F}_{\mu\nu}^+] D^\nu + h.c.) + \frac{d_8}{2m} (i\epsilon^{\mu\nu\alpha\beta} \text{Tr}[\tilde{F}_{\mu\nu}^+ u_\alpha] D_\beta + h.c.) \\ & + \frac{d_{14}}{4m} (i\sigma^{\mu\nu} \text{Tr}[[D_\lambda, u_\mu] u_\nu] D^\lambda + h.c.) + \frac{d_{15}}{4m} (i\sigma^{\mu\nu} \text{Tr}[u_\mu [D_\nu, u_\lambda]] D^\lambda + h.c.) \\ & + \frac{d_{16}}{2} \gamma^\mu \gamma^5 \text{Tr}[\chi_+] u_\mu + \frac{d_{18}}{2} i\gamma^\mu \gamma^5 [D_\mu, \chi_-] - \frac{d_{20}}{8m^2} (i\gamma^\mu \gamma_5 [\tilde{F}_{\mu\nu}^+, u_\lambda] D^{\lambda\nu} + h.c.) \\ & \left. + \frac{d_{21}}{2} i\gamma^\mu \gamma_5 [\tilde{F}_{\mu\nu}^+, u^\nu] + \frac{d_{22}}{2} \gamma^\mu \gamma_5 [D^\nu, F_{\mu\nu}^-] + \frac{d_{23}}{2} \gamma_\mu \gamma_5 \epsilon^{\mu\nu\alpha\beta} \text{Tr}[u_\nu F_{\alpha\beta}^-] \right\} \Psi_N, \end{aligned} \quad (31)$$

with the nucleon doublet $\Psi_N = (p, n)^T$. Here, m and g are the nucleon mass and axial charge in the chiral limit. The LECs c_i and d_j have units of GeV^{-1} and GeV^{-2} , respectively. The involved chiral blocks are given by

$$u_\mu = iu^\dagger \partial_\mu U u^\dagger + iu l_\mu u^\dagger, \quad \Gamma_\mu = \frac{1}{2} [u^\dagger, \partial_\mu u] - \frac{i}{2} u l_\mu u^\dagger, \quad D_\mu = \partial_\mu + \Gamma_\mu, \quad (32)$$

⁵ We identify $l_\mu^1 = \mathcal{W}_\mu^1$, $l_\mu^2 = \mathcal{W}_\mu^2$ and $l_\mu^3 = 0$, to which the physical weak-boson fields \mathcal{W}_μ^\pm are related via $\mathcal{W}_\mu^\pm = (\mathcal{W}_\mu^1 \mp i\mathcal{W}_\mu^2)/\sqrt{2}$. Note that, to be consistent with Eq. (5), we always factorize out the combination $-g_W/(2\sqrt{2}) V_{ud}$ from the hadronic transition amplitude H_μ calculated in subsection III C. Furthermore, the factor $g_W/(2\sqrt{2})$, together with an identical one from the lepton sector, is absorbed in the Fermi constant as $G_F = \sqrt{2} \frac{g_W^2}{8M_W^2}$, where M_W denotes the mass of the vector W boson.

$$\chi_{\pm} = u^{\dagger}\chi u^{\dagger} \pm u\chi^{\dagger}u, \quad F_{\mu\nu}^{\pm} = \pm uF_{\mu\nu}^L u^{\dagger}, \quad \tilde{F}_{\mu\nu}^{+} = F_{\mu\nu}^{+} - \frac{1}{2}\text{Tr}[F_{\mu\nu}^{+}]. \quad (33)$$

In practice, the Levi-Civita tensor can be expressed in terms of Dirac gamma matrices: $\epsilon^{\mu\nu\alpha\beta} = -\frac{i}{8}[[\gamma^{\mu}, \gamma^{\nu}], \gamma^{\alpha}]\gamma^{\beta}\gamma_5$. In such a manner, the Lorentz structure of the hadronic transition amplitude can be readily expressed in terms of the operators given in Eqs. (10) and (11).

3. Interactions with Δ

The Δ -resonance is a state of spin-3/2, which can be represented by a vector-spinor Ψ_{μ} in the Rarita-Schwinger formalism [65]. It is also a field of isospin-3/2, thus, it can be described by a vector-spinor isovector-isospinor field Ψ_{μ}^i , with μ and i being the Lorentz vector and isovector indices, respectively. We refer the reader to Ref. [62] for the so-called isospurion formulation where the relations between the field Ψ_{μ}^i and the physical $\Delta(1232)$ states, Δ^{++} , Δ^{+} , Δ^0 and Δ^{-} , are presented. The interactions of Δ resonances with pions read

$$\mathcal{L}_{\pi\Delta}^{(1)} = \bar{\Psi}_{\mu}^i \xi_{ij}^{\frac{3}{2}} (i\gamma_{\mu\nu\alpha} D_{jk}^{\alpha} - m_{\Delta} \gamma_{\mu\nu} \delta^{jk}) \xi_{kl}^{\frac{3}{2}} \Psi_{\nu}^l, \quad (34)$$

$$\mathcal{L}_{\pi\Delta}^{(2)} = \bar{\Psi}_{\mu}^i \xi_{ij}^{\frac{3}{2}} (a_1 \text{Tr}[\chi_{+}] \delta^{jk} g^{\mu\nu}) \xi_{kl}^{\frac{3}{2}} \Psi_{\nu}^l, \quad (35)$$

where m_{Δ} is the Δ bare mass and a_1 a bare coupling constant; the covariant derivative is defined by

$$\mathcal{D}_{\mu,ij} = (\partial_{\mu} + \Gamma_{\mu})\delta_{ij} - i\epsilon_{ijk}\text{Tr}[\tau_k \Gamma_{\mu}]. \quad (36)$$

Furthermore, $\xi_{ij}^{\frac{3}{2}} = \delta_{ij} - \frac{1}{3}\tau_i\tau_j$ is the isospin-3/2 projection operator; the Dirac matrices with multiple Lorentz indices are defined as

$$\gamma_{\mu\nu\alpha} = \frac{1}{4}[[\gamma_{\mu}, \gamma_{\nu}], \gamma_{\alpha}], \quad \gamma_{\mu\nu} = \frac{1}{2}[\gamma_{\mu}, \gamma_{\nu}]. \quad (37)$$

Finally, the effective Lagrangian for pion-nucleon- Δ interaction has the form [61, 62, 66]

$$\mathcal{L}_{\pi N\Delta}^{(1)} = h_A \bar{\Psi}_{\alpha}^i \xi_{ij}^{\frac{3}{2}} \omega_{\alpha}^j \Psi_N + h.c., \quad (38)$$

$$\begin{aligned} \mathcal{L}_{\pi N\Delta}^{(2)} = & \bar{\Psi}_{\alpha}^i \xi_{ij}^{\frac{3}{2}} \left\{ -i\frac{b_1}{2} F_{\alpha\beta}^{+,j} \gamma_5 \gamma^{\beta} + ib_2 F_{\alpha\beta}^{-,j} \gamma^{\beta} + ib_3 \omega_{\alpha\beta}^j \gamma^{\beta} \right. \\ & \left. + i\frac{b_7}{m} F_{\alpha\beta}^{-,j} iD^{\beta} + i\frac{b_8}{m} \omega_{\alpha\beta}^j iD^{\beta} \right\} \Psi_N + h.c., \end{aligned} \quad (39)$$

where h_A denotes the LO axial coupling constant, b_k are NLO LECs, and the chiral blocks with isovector index i are defined as

$$F_{\mu\nu}^{\pm,i} = \frac{1}{2}\text{Tr}[\tau^i F_{\mu\nu}^{\pm}], \quad \omega_{\mu}^i = \frac{1}{2}\text{Tr}[\tau^i u_{\mu}], \quad \omega_{\mu\nu}^i = \frac{1}{2}\text{Tr}[\tau^i [D_{\mu}, u_{\nu}]]. \quad (40)$$

In fact, as pointed out in Ref. [67], the b_2 and b_7 terms can be eliminated thanks to the identity, $F_{\mu\nu}^{-} = [D_{\mu}, u_{\nu}] - [D_{\nu}, u_{\mu}]$. Furthermore, the b_3 and b_8 terms are redundant too [67, 68], which has been explicitly checked in πN scattering [52], showing that their contributions can be absorbed in the LO Δ -exchange and contact terms. Therefore, for $\mathcal{L}_{\pi N\Delta}^{(2)}$, we only need to take the b_1 term into consideration.

C. Hadronic transition amplitudes

The tree-level diagrams relevant to our calculation up to $\mathcal{O}(p^3)$ are depicted in Fig. 2. They are labeled according to the scheme shown in Table II in Appendix A. Therein, the chiral order of each tree-level contribution is specified, as well, for convenience. The explicit expressions for the corresponding amplitudes are listed diagram by diagram in this appendix.

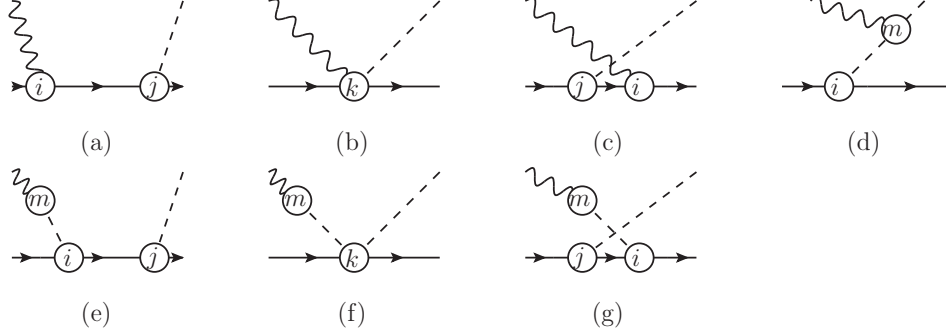


FIG. 2: Topologies of tree-level diagrams. The solid, dashed and wiggled lines represent nucleons, pions and left-hand currents. The letters in the circles mark the possible chiral orders of the vertices. Diagrams with Δ -exchange are obtained by replacing internal nucleon lines by Δ propagators. Diagrams with mass insertions in the internal pion, nucleon and Δ propagators are not shown explicitly.

In Fig. 2, the diagrams with mass insertions in the internal pion, nucleon and Δ propagators are not shown. Such amplitudes with mass insertions in internal nucleon and Δ lines, which are generated by terms proportional to c_1 term in $\mathcal{L}_{\pi N}^{(2)}$ and the a_1 term in $\mathcal{L}_{\pi\Delta}^{(2)}$, can be taken into account by the following replacement in the nucleon and Δ propagators:

$$\begin{aligned} m &\rightarrow m_2 = m - 4c_1 M^2, \\ m_\Delta &\rightarrow m_{\Delta,2} = m_\Delta - 4a_1 M^2. \end{aligned} \quad (41)$$

On the other hand, the insertions in pion propagators, generated by the l_3 and l_4 terms in $\mathcal{L}_{\pi\pi}^{(4)}$, contain momentum-dependent pieces. Hence, their contribution can not be incorporated as in the nucleon and Δ cases. Instead, the contribution of a diagram with one insertion in a pion line results from the substitution

$$H_\mu^\pm \rightarrow \xi(q_\pi^2) H_\mu^\pm, \quad (42)$$

with

$$\xi(q_\pi^2) = -\frac{2M^2}{F^2} \left(l_4 + l_3 \frac{M^2}{M^2 - q_\pi^2} \right), \quad (43)$$

where q_π is the momentum transferred in the pion propagator. Note that, up to the order we are working in, the pion-insertions for diagrams T_{12}^D , T_{112}^E , T_{12}^F and T_{112}^G need to be taken into consideration only once, since $\xi(q_\pi^2)$ is of order $\mathcal{O}(p^2)$.

For the calculation of loop contributions, we need all the diagrams generated from the topologies shown in Fig. 3. In total, there are 89 diagrams. An example of how to generate

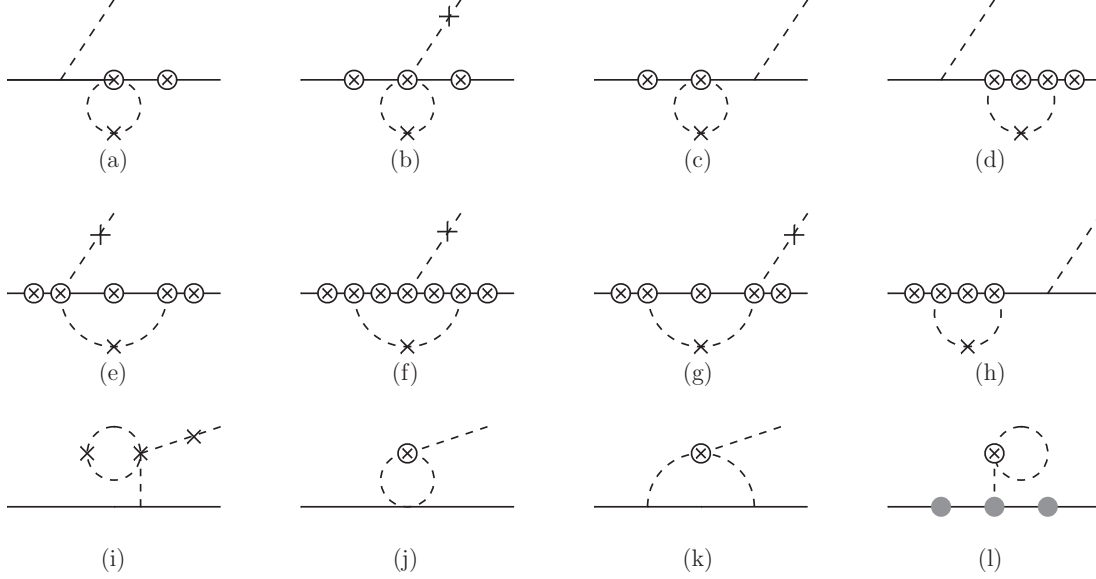


FIG. 3: Topologies from which one-loop diagrams are generated. Topologies leading to corrections on the external pion and nucleon legs are not shown because the corresponding contributions are taken into account by wave-function renormalization. The solid lines represent nucleons, while the dashed ones stand for the pions. Vertices with crosses, circles and grey dots denote positions at which incoming left-hand currents, incoming pions and outgoing pions, respectively, can be inserted. Incoming pions are always coupled to left-hand currents.

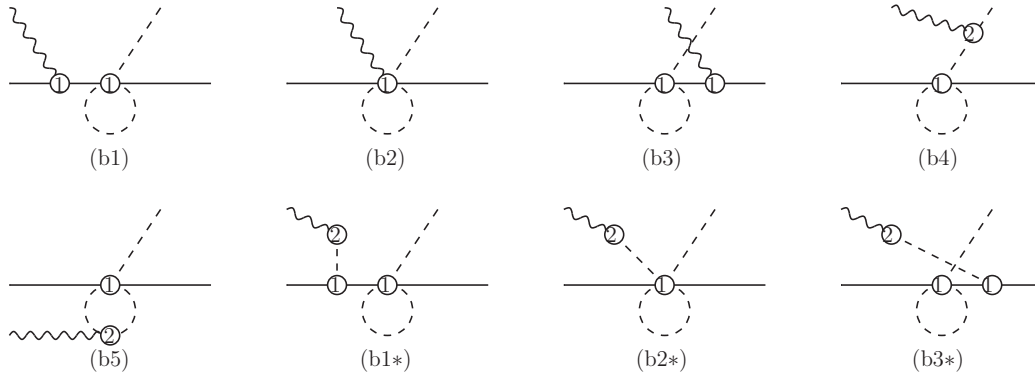


FIG. 4: One-loop diagrams generated from topology (b) of Figure 3. The solid, dashed and wiggled lines represent nucleons, pions and left-hand currents. Circled numbers mark the chiral orders of the vertices.

them from topology (b) of Fig.3 is shown in Fig. 4. The calculation of these one-loop amplitudes is straightforward but yields lengthy analytical expressions, which we do not show explicitly here. Finally, the contributions of diagrams corresponding to loop corrections on the external legs are included through wave function renormalization, which is discussed in the next section.

D. Renormalization

In the above subsection, we have described the calculation of the hadronic transition amplitudes up to $\mathcal{O}(p^3)$, corresponding to the Feynman diagrams excluding corrections at external pion and nucleon legs. In fact, the sum of all their contributions yields the amputated amplitude, \hat{H}_μ , for which the superscripts ‘ \pm ’ are suppressed for brevity. According to the Lehmann-Symanzik-Zimmermann (LSZ) reduction formula [69], the full amplitude is related to the amputated one through

$$H_\mu(s_2, t, t_1) = \mathcal{Z}_\pi^{\frac{1}{2}} \mathcal{Z}_N \hat{H}_\mu(s_2, t, t_1) , \quad (44)$$

where \mathcal{Z}_π and \mathcal{Z}_N are wave function renormalization functions of the pion and nucleon fields, respectively. Their explicit expressions are given in Appendix C.

In the full amplitude, the loop contributions are evaluated using dimensional regularization. The ultraviolet (UV) divergences stemming from the loops are subtracted using the modified minimal subtraction ($\overline{\text{MS}}$ -1) scheme and absorbed by the LECs appearing in the counter terms generated by the effective Lagrangian. That is, we split the bare LECs in the following way,

$$X = X^r + \frac{\beta_X}{16\pi^2} R , \quad X \in \{m, g, c_i, d_j, l_k\} , \quad (45)$$

where $R = 2/(d-4) + \gamma_E - 1 - \ln(4\pi)$, d the number of space-time dimension, and γ_E the Euler constant. We refer to the effective Lagrangians, in Eqs. (30), (31) and (27), for the values of the indices i, j, k . Furthermore, β_X are beta functions.

As already mentioned in the beginning of this section, there exist PCB terms due to the appearance of nucleon internal lines in the loop diagrams. To restore the power counting, we apply the EOMS scheme. Therefore, after the cancellation of the UV divergences, one has to perform additional finite shifts for the $\mathcal{O}(p)$ and $\mathcal{O}(p^2)$ UV renormalized LECs as

$$X^r = \tilde{X} + \frac{m \tilde{\beta}_X}{16\pi^2 F^2} , \quad X \in \{m, g, c_i\} , \quad (46)$$

with $\tilde{\beta}_X$ being the beta functions for this finite renormalization.

The verification of the cancellation of UV divergences and PCB terms is delicate. The vector and axial-vector operators given in Eqs (10) and (11) are not well suited to perform a chiral expansion, due to the fact that sometimes the chiral order of their combination is underestimated. For instance, the chiral orders of $\mathcal{O}_{\mu,5}^A$ and $\mathcal{O}_{\mu,6}^A$ are both assigned to be $\mathcal{O}(p)$. Consequently, the combination $\mathcal{O}_{\mu,5}^A - \mathcal{O}_{\mu,6}^A$ is naively counted as $\mathcal{O}(p)$. However, its actual chiral order should be $\mathcal{O}(p^2)$, since $(p_{1,\mu} - p_{2,\mu})$ gives an additional contribution of $\mathcal{O}(p)$. Therefore, to overcome such issues during renormalization, we have chosen a chiral-expansion-suited (CES) basis, see Eq. (B1) and Eq. (B2) in Appendix B. Another advantage of the CES basis is that vector current conservation is automatically implemented. With the help of the CES basis, we remove the UV divergences and PCB terms order by order in the chiral expansion, and obtain the explicit expressions for the β functions, namely β_X and $\tilde{\beta}_X$ in Eqs (45) and (46), which are relegated to Appendix C.

All the parameters in the renormalized full amplitude are UV finite. For practical convenience, we write F , M , \tilde{m} and \tilde{g} in terms of their corresponding physical values, F_π , M_π , m_N and g_A by using the relations specified in Eq. (C7) and Eq. (C9). The terms of $\mathcal{O}(p^4)$ and higher orders generated by the above substitutions, as well as by the wave function renormalization in Eq. (44) are neglected.

IV. NUMERICAL RESULTS AND DISCUSSION

A. Low energy constants

The available data for neutrino-induced charged-current single pion production on nucleons at low energies are very scarce. In fact, they are limited to the early experimental measurements at the ANL [70, 71] and the BNL [72, 73] hydrogen- and deuterium-filled bubble chambers. Muon neutrino beams were used for both ANL and BNL with average energies around 1 GeV and 1.6 GeV, respectively. Although events for all allowed channels induced by muon neutrinos were detected, almost all the data are beyond the energy region where ChPT is expected to be valid. This is also the case for the data on muon antineutrino-induced processes measured at CERN-PS [74]. Therefore, the task of fixing the unknown LECs present in the hadronic transition amplitudes calculated above by fitting the above mentioned $\nu - \bar{\nu}$ data is unattainable. Nonetheless, most of the required LECs are known, as they have been obtained in the analysis of other processes or physical quantities. We take their values from the studies of πN scattering [50–52] and the axial radius of the nucleon [75], which used the EOMS scheme as in the present calculation.

For the parameters appearing in the LO Lagrangians, i.e., $\mathcal{L}_{\pi\pi}^{(2)}$, $\mathcal{L}_{\pi N}^{(1)}$, $\mathcal{L}_{\pi\Delta}^{(1)}$ and $\mathcal{L}_{\pi N\Delta}^{(1)}$ [Eqs. (26), (29), (34) and (38)], the values of their corresponding physical counterparts are set to [76, 77]

$$\begin{aligned} F_\pi &= 92.21 \text{ MeV} , \quad g_A = 1.27 , \quad h_A = 1.43 \pm 0.02 , \\ M_\pi &= 138.04 \text{ MeV} , \quad m_N = 938.9 \text{ MeV} , \quad m_\Delta = 1232 \text{ MeV} , \end{aligned} \quad (47)$$

where h_A is determined from the strong decay width of $\Delta \rightarrow \pi N$ ($\Gamma_\Delta^{\text{str.}} = 118 \pm 2 \text{ MeV}$ [76]). See Ref. [77] for details.

TABLE I: Values of the LECs determined from other processes. Details on the different sources are explained in the text. Here $d_{1+2}^r = d_1^r + d_2^r$ and $d_{14-15}^r = d_{14}^r - d_{15}^r$.

	LEC	Value	Source
$\mathcal{L}_{\pi\pi}^{(4)}$	$\bar{\ell}_6$	16.5 ± 1.1	$\langle r^2 \rangle_\pi$ [32]
$\mathcal{L}_{\pi N}^{(2)}$	\tilde{c}_1	-1.00 ± 0.04	πN scattering [50]
	\tilde{c}_2	1.01 ± 0.04	
	\tilde{c}_3	-3.04 ± 0.02	
	\tilde{c}_4	2.02 ± 0.01	
	\tilde{c}_6	1.35 ± 0.04	
$\mathcal{L}_{\pi N}^{(3)}$	d_{1+2}^r	0.15 ± 0.20	πN scattering [50]
	d_3^r	-0.23 ± 0.27	
	d_5^r	0.47 ± 0.07	
	d_{14-15}^r	-0.50 ± 0.50	
	d_{18}^r	-0.20 ± 0.80	
	d_{22}^r	0.96 ± 0.03	
$\mathcal{L}_{\pi N\Delta}^{(2)}$	b_1	$(4.98 \pm 0.27)/m_N$	$\langle r_A^2 \rangle_N$ [75]
			$\Gamma_\Delta^{\text{em}}$ [77]

In the higher-order effective Lagrangians relevant to our calculation, there are in total 22 LECs. Three of them, ℓ_3^r , ℓ_4^r and d_{16}^r , become irrelevant after the procedure of renormalization

and replacement of the LO parameters by their physical ones as discussed in the previous section. Furthermore, as shown in Table I, most of them are pinned down in processes other than weak pion production. The so-called scale-independent parameter $\bar{\ell}_6$ was extracted from the electromagnetic charge radius of the pion $\langle r^2 \rangle_\pi$ at $\mathcal{O}(p^4)$ in Ref. [32]. The value of ℓ_6 at the renormalization scale μ , denoted by ℓ_6^r in Eq. (45), can be obtained through the following renormalization group equation [32]

$$\ell_6^r = \frac{\beta_{\ell_6}}{16\pi^2} \left[\bar{\ell}_6 + \ln \frac{M^2}{\mu^2} \right], \quad (48)$$

with $M^2 = B_0(m_u + m_d) \simeq M_\pi^2$, where B_0 is a constant related to the quark condensate and $\beta_{\ell_6} = -1/6$ as can be seen from Eq. (C11). As usual in BChPT, we set $\mu = m_N$, which yields

$$\ell_6^r = (-1.34 \pm 1.74) \times 10^{-2}. \quad (49)$$

LECs \tilde{c}_i 's and d_j^r 's displayed in Table I, except \tilde{c}_6 and d_{22}^r , have been fixed in pion-nucleon scattering, calculated up to $\mathcal{O}(p^3)$ using the δ -counting within the EOMS scheme [50]. This is exactly the same approach employed in the present study. The model was fitted to the experimental phase shifts from Ref. [79]. On the other hand, the value of \tilde{c}_6 has been obtained in Ref. [78] by adjusting the corresponding chiral results for the magnetic moments of protons and neutrons, μ_p and μ_n , to their empirical values from Ref. [76]. There are two determinations of this parameter in Ref. [78]: one is obtained without and the other with explicit Δ 's which are present only in loops. We have chosen the former determination as the central value for \tilde{c}_6 , since in the adopted power-counting rule loops with internal Δ 's are of higher order and beyond our consideration. The difference between the two determinations is then assigned to the error of \tilde{c}_6 . Specifically, we have $\tilde{c}_6 = (1.35 \pm 0.04) \text{ GeV}^{-1}$ in the end⁶. As for d_{22}^r , it is pinned down in the extraction of the nucleon axial charge and radius from lattice QCD results in Ref. [75]. Similarly to \tilde{c}_6 , the Δ resonance is involved in the axial form factor only at loop level, hence we employ its value from the Δ -less fit therein.

Finally, as demonstrated in Ref. [77], the electromagnetic width of the Δ resonance can be expressed in terms of the NLO $\pi N \Delta$ coupling b_1 . Given that $\Gamma^{\text{em}}/(\Gamma^{\text{em}} + \Gamma^{\text{str}}) = 0.55 - 0.65\%$ with $\Gamma_\Delta^{\text{str}} = 118 \pm 2 \text{ MeV}$ [76], the value of b_1 is fixed to be $b_1 = (4.98 \pm 0.27)/m_N$. As mentioned in Ref. [77], the sign of b_1 remains undetermined, but here we have chosen a positive sign as further discussed in the next subsection.

Apart from the known parameters discussed above, there are still 7 unknown LECs: d_1^r , d_6^r , d_8^r , d_{14}^r , d_{20}^r , d_{21}^r and d_{23}^r .⁷ In our numerical computation, we assume them to be of natural size, namely $d_j^r = 0.0 \pm 1.0 \text{ GeV}^{-2}$ with $j \in \{1, 6, 8, 14, 20, 21, 23\}$. In view of the values of the known d_j 's in Table I, our assumption seems quite reasonable. Note that the d_2^r and d_{15}^r can be obtained from d_{1+2}^r and d_{14-15}^r in Table I with the help of the assumed d_1^r and d_{14}^r values, while the errors are propagated in quadrature.

⁶ In Ref. [78], the ρ meson is explicitly included in the calculation and the combination $\bar{c}_6 = c_6 + c_6^\rho$ is determined, where $c_6^\rho = -G_\rho/(2g_\rho)$ is the part saturated by the ρ , given in terms of parameters G_ρ , g_ρ , related to ρ interactions. In our case, without explicit ρ meson, this ρ contribution is absorbed by the LEC. Therefore, we identify our \tilde{c}_6 with \bar{c}_6 rather than c_6 .

⁷ Some of these LECs, d_8 , d_9 , d_{20} and d_{21} , also appear in pion electroproduction on the nucleon. Their values have been determined in the analysis of that process in Ref. [37]. Although Ref. [37] uses the EOMS scheme, we cannot use their results directly because the Δ is not included in the calculation.

B. Total cross sections

Once the parameters in the hadronic transition amplitudes have been specified, we are now in the position to make predictions for experimental observables. First, the (anti)neutrino-induced pion-production cross sections are calculated up to $\mathcal{O}(p^3)$. The convergence properties of our results are then discussed. We consider the muon flavor, for which the available measurements have been performed. As previously explained in subsection III A, we expect our model to be reliable up to energies $E_\nu \simeq 415$ MeV, so that we are relatively far from the Δ pole and the δ counting is appropriate.

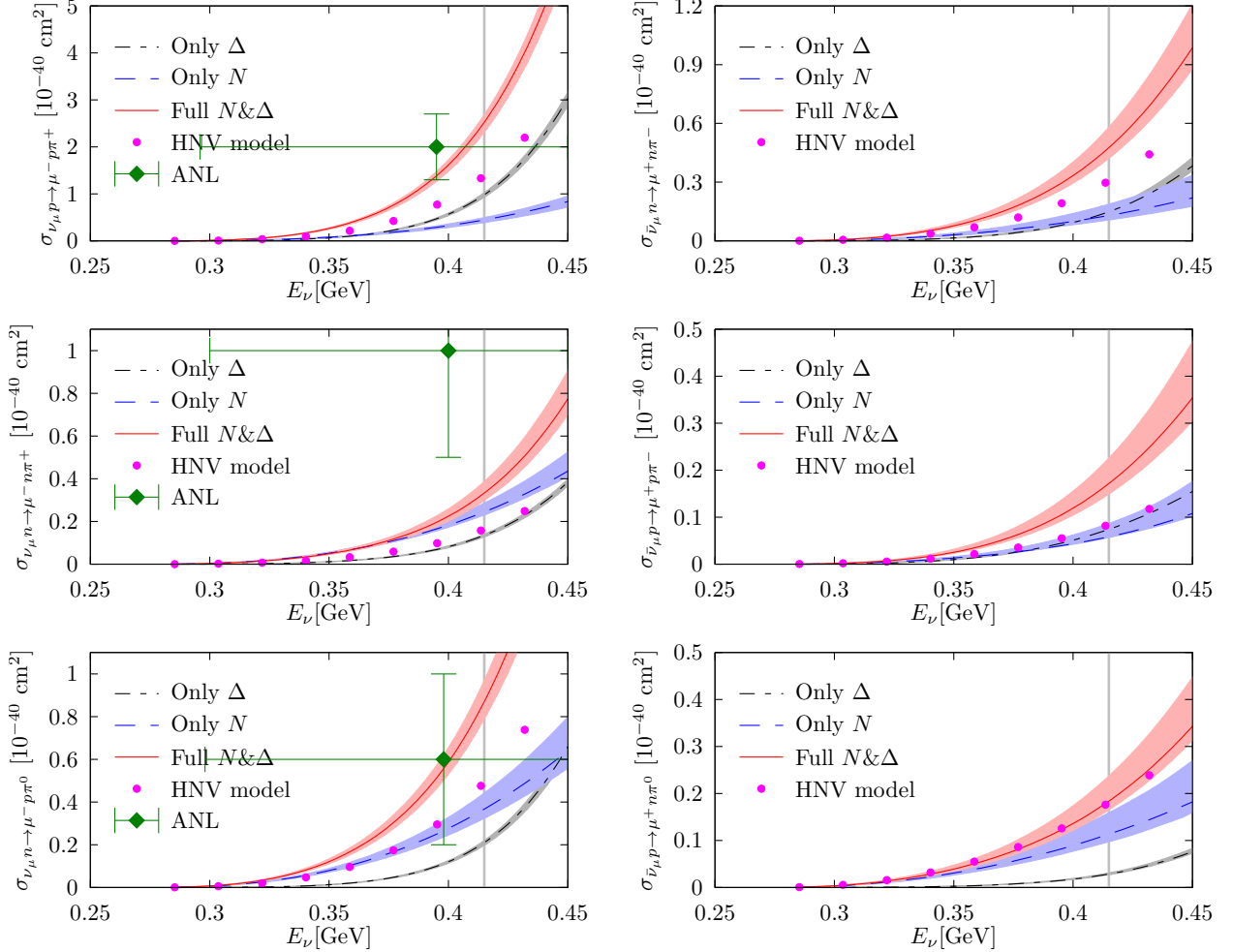


FIG. 5: Cross sections for weak pion production. The grey vertical line corresponds to $E_\nu = 0.415$ GeV. Dots correspond to the HNV model [19].

In the left (right) column of Fig. 5, the results are shown for neutrino (antineutrino)-induced pion production, respectively. The plots are displayed up to $E_\nu = 450$ MeV, slightly above our validity limit, to better show the trends of the curves. The Δ -width effect is taken into account as well by means of Eq (A4), though its contribution is of higher order. Furthermore, its effects are really minor in the energy region we are concerned with. Its implementation enables us to eventually extend our results smoothly to higher energies,

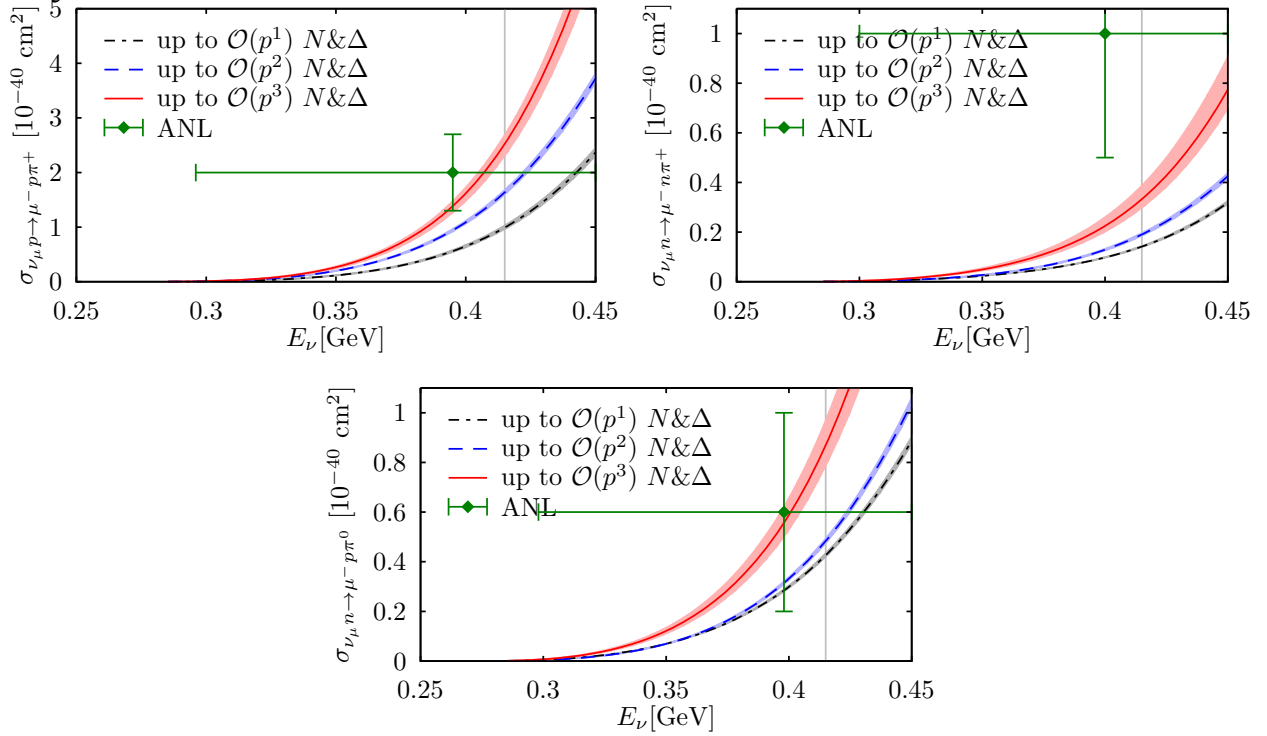


FIG. 6: Total cross sections for neutrino-induced pion production at different chiral orders. The grey vertical line corresponds to $E_\nu = 415 \text{ MeV}$.

even passing the Δ -peak. Due to the nearby existence of the Δ pole, the Δ contribution (black dash-dotted line) increases rapidly in the region above $E_\nu \simeq 415 \text{ MeV}$, as can be observed especially from the plot for the reaction $\nu_\mu p \rightarrow \mu^- p \pi^+$. Meanwhile, except for this latter channel, the nucleonic contribution (blue dashed line) grows steadily and dominates the total cross sections in the region below $E_\nu \simeq 415 \text{ MeV}$. The bands in the plots show the uncertainty associated to the error estimations of the LECs discussed in the previous section.

In the considered energy region, there is only one experimental data point from the ANL measurements [70, 71] for each neutrino-induced reaction channel. As can be seen in Fig. 5, our full chiral predictions (red lines with bands), at $E_\nu \sim 400 \text{ MeV}$, are in good agreement with the ANL data in the channels of $\nu_\mu p \rightarrow \mu^- p \pi^+$ and $\nu_\mu n \rightarrow \mu^- p \pi^0$. However, the theoretical cross section for the $\nu_\mu n \rightarrow \mu^- n \pi^+$ reaction is smaller than the central value of the experiment. Nevertheless, the chiral calculation for this latter channel is still consistent with data due to the large experimental uncertainties. Unfortunately, for the antineutrino processes, so far there are no available data at low energies, preventing us from assessing our predictions.

We also compare our results with those of the HNV model [19], which allows for a simple but meaningful comparison: the HNV phenomenological model, gives a good description of the weak pion production process for a wider range of neutrino energies well above 1 GeV. This model incorporates both the contributions from the Δ pole mechanisms and non-resonant terms constrained by chiral symmetry and given by the tree diagrams of Fig. 2 at their lowest order. The counterparts of those diagrams in ChPT are represented by the LO

Δ -less tree diagrams of $\mathcal{O}(p)$ and the Δ -exchange ones of $\mathcal{O}(p^{3/2+5/2})$. In particular, for the Δ contribution, we find the following correspondence

$$C_{5A}(0) = \sqrt{\frac{2}{3}}h_A, \quad C_{3V}(0) = \frac{b_1 m_N}{\sqrt{6}}, \quad (50)$$

where C_{5A} and C_{3V} are two of the Adler $N \rightarrow \Delta$ axial and vector form factors that are conventionally used in the literature [5, 80] including the HNV model. Imposing the values of h_A and b_1 specified in the above subsection, we obtain $C_{5A}(0) \simeq 1.17 \pm 0.02$ and $C_{3V}(0) \simeq 2.01 \pm 0.11$, which are comparable to $C_{5A}(0) = 1.2$, as obtained with an off-diagonal Goldberger-Treiman relation, and $C_{3V}(0) = 2.13$ from pion photoproduction. This observation also supports the choice of a positive b_1 . Note, that while HNV does not obey a systematic power counting neither includes loop diagrams, some higher-order corrections are implemented through phenomenological form factors for the vertices in the axial and vector weak currents⁸. Our results are systematically larger than the HNV ones. This is mainly due to the inclusion of the $\mathcal{O}(p^3)$ terms coming both from tree and loop diagrams. The enhancement improves the agreement with data though the large error bars preclude any strong claim. Particularly interesting is the $\nu_\mu n \rightarrow \mu^- n \pi^+$ channel where there is a large contribution of the $\mathcal{O}(p^3)$ terms but the results are still below data.

In Fig. 6, we display the total cross sections for the neutrino reactions order by order, in order to show the convergence properties of the chiral series⁹. For all the channels, a calculation with a higher chiral order brings the predictions closer to the experimental data. Moreover, the resulting contribution when stepping from $\mathcal{O}(p^2)$ up to $\mathcal{O}(p^3)$ is quite significant in the improvement of the predictions. On the other hand, it seems clear that next order effects could still be relevant. In fact, it has been shown for $\nu_\mu n \rightarrow \mu^- n \pi^+$, that the failure on the description of the ANL data might be cured by partially restoring unitarity [22]. This can be approximately done by imposing Watson's theorem for the dominant vector and axial multipoles [22]. In a systematic ChPT calculation, this corresponds to the inclusion of higher-order loops: especially those whose internal pion and nucleon lines can be put on shell. Another possible solution has been suggested in Ref. [25] and amounts to the need of extra higher-order contact terms.

V. SUMMARY AND OUTLOOK

Charged current (anti)neutrino-induced pion production off the nucleon at low energies has been systematically studied for the first time within the framework of manifestly relativistic baryon chiral perturbation theory up to $\mathcal{O}(p^3)$, (NNLO), for the low-energy chiral representation of the hadronic-transition amplitude. The $\Delta(1232)$ resonance has been included explicitly using the δ -counting rule. To tackle the power-counting violation of the nucleon loops we have performed the renormalization in the EOMS approach [46–48] in

⁸ In particular, some additional higher order Δ couplings such as C_{4A} , C_{4V} or C_{5V} are present. We do not consider them here as they would appear, together with many other contributions, in a higher order calculation.

⁹ Note that there is no need to discuss the chiral series for the antineutrino reactions due to the fact that neutrinos and antineutrinos share the same hadronic transition amplitude.

which the power counting is restored by means of finite shifts of the LEC values in the chiral effective Lagrangians after the conventional UV subtraction in the $\overline{\text{MS}}$ -1 scheme.

Remarkably, at this order, most of the involved LECs (15 out of 22) have been previously determined in other processes such as pion-nucleon scattering. Furthermore, another 4 of the remaining unknown LECs in the $\mathcal{O}(p^3)$ πN Lagrangian may be obtained in the future from available pion electroproduction data. For numerical estimates, the unknown LECs have been assumed to be of natural size. Consequently, we have predicted the total cross sections in all the physical reaction channels, both for neutrino- and antineutrino-induced pion production. We have also estimated the theoretical uncertainties due to the limited knowledge of some LECs. Our results are expected to be reliable up to the neutrino laboratory energy of $E_\nu = 415$ MeV, which is relatively close to the threshold and well below the Δ peak. Hence, the energy range is well suited for the adopted δ -counting. Nonetheless, mechanisms involving the Δ resonance contribute significantly to all production channels, especially to the $\nu_\mu p \rightarrow \mu^- p \pi^+$ one.

It has been found that our predictions are consistent with the few existing experimental ANL data for the neutrino-induced processes except $\nu_\mu n \rightarrow \mu^- n \pi^+$. This might indicate that higher-order contributions are still relevant for this channel as suggested by the more phenomenological study of Ref. [25]. Lacking a full calculation, such higher-order contributions might be approximated by unitarity corrections or some extra contact counterterms. So far there are no low-energy experimental data for antineutrino-induced pion production on nucleons. Our results for these processes provide a set of theoretical predictions that fully rely on ChPT.

Finally, our chiral representation of weak pion production can be applied to study various low-energy theorems in the future. It can also be adapted to analyze pion photo- and electro-production by further incorporating the isoscalar vector part of the hadronic currents. Most importantly, the present study provides a well founded low-energy benchmark for phenomenological models aimed at the description of weak pion production processes in the broad kinematic range of interest for current and future neutrino-oscillation experiments.

Acknowledgments

This research has been supported by the Spanish Ministerio de Economía y Competitividad (MINECO) and the European Regional Development Fund (ERDF), under contracts FIS2014-51948-C2-1-P, FIS2014-51948-C2-2-P, FIS2017-84038-C2-1-P, FIS2017-84038-C2-2-P, SEV-2014-0398, and by Generalitat Valenciana under contract PROMETEOII/2014/0068. It has also been supported by the Deutsche Forschungsgemeinschaft (DFG).

Appendix A: Chiral hadronic amplitudes at tree level

In what follows, all the tree amplitudes corresponding to the diagrams specified in Table II are listed. We use the abbreviations:

$$\Sigma_x = x - m_N^2 + M_\pi^2, \quad \Sigma'_x = x - m_N^2 + t_1, \quad (\text{A1})$$

$$\Delta_x = x - m_N^2 - M_\pi^2, \quad \Delta'_x = x - m_N^2 - t_1, \quad (\text{A2})$$

with $x \in \{s_2, u\}$. The Mandelstam variable u is defined as $u \equiv (p_1 - q)^2$, and hence can be written in terms of the variables in Eq. (3) via $u = 2m_N^2 - s_2 - t - t_1$. Hereafter, the Lorentz indices of the axial and vector operators are suppressed. Furthermore, we shall use the shorthands:

$$O_{i\pm j\pm k\pm\dots}^{A,V} = O_i^{A,V} \pm O_j^{A,V} \pm O_k^{A,V} \pm \dots, i, j, k \in \{1, \dots, 8\}. \quad (\text{A3})$$

As for the Δ -exchange diagrams, the Δ -width effect can be included through the following substitution:

$$\frac{1}{m_\Delta^2 - s_\Delta} \rightarrow \frac{1}{m_\Delta^2 - i m_\Delta \Gamma_\Delta(s_\Delta) - s_\Delta}, \quad s_\Delta \equiv p_\Delta^2, \quad (\text{A4})$$

with the energy-dependent width given by [81]

$$\Gamma_\Delta(s_\Delta) = \frac{h_A^2 \lambda^{\frac{3}{2}}(s_\Delta, M_\pi^2, m_N^2)}{192\pi F_\pi^2 s_\Delta^3} [(s_\Delta - M_\pi^2 + m_N^2)m_\Delta + 2s_\Delta m_N] \theta(\sqrt{s_\Delta - m_N - M_\pi}), \quad (\text{A5})$$

being $\lambda(a, b, c) \equiv a^2 + b^2 + c^2 - 2ab - 2ac - 2bc$ the Källén function and $\theta(x)$ the step function.

TABLE II: Labels for tree diagrams.

Topology	Label	Δ -less diagram			Δ -exchange diagram	
		$\mathcal{O}(p)$	$\mathcal{O}(p^2)$	$\mathcal{O}(p^3)$	$\mathcal{O}(p^{3/2})$	$\mathcal{O}(p^{5/2})$
Type (a)	$T_{ij}^{A(\Delta)}$	T_{11}^A	T_{21}^A	T_{31}^A, T_{13}^A	$T_{11}^{A\Delta}$	$T_{21}^{A\Delta}$
Type (b)	$T_k^{B(\Delta)}$	T_1^B	T_2^B	T_3^B		
Type (c)	$T_{ij}^{C(\Delta)}$	T_{11}^C	T_{12}^C	T_{13}^C, T_{31}^C	$T_{11}^{C\Delta}$	$T_{12}^{C\Delta}$
Type (d)	$T_{im}^{D(\Delta)}$	T_{12}^D		T_{14}^D, T_{32}^D		
Type (e)	$T_{ijm}^{E(\Delta)}$	T_{112}^E		$T_{114}^E, T_{132}^E, T_{312}^E$	$T_{112}^{E\Delta}$	
Type (f)	$T_{km}^{F(\Delta)}$	T_{12}^F	T_{22}^F	T_{32}^F, T_{14}^F		
Type (g)	$T_{ijm}^{G(\Delta)}$	T_{112}^G		$T_{114}^G, T_{312}^G, T_{132}^G$	$T_{112}^{G\Delta}$	

In the following $H_\mu^\pm = -2\sqrt{2}\mathcal{H}_\mu^\pm$.

1. At $\mathcal{O}(p)$:

- Diagram T_{11}^A :

$$\begin{aligned} \mathcal{H}_\mu^\pm &= \frac{g}{8F(m^2 - s_2)} \left\{ g[(m + m_N)(2\mathcal{O}_1^A - \mathcal{O}_7^A) + (m_N^2 - s_2)\mathcal{O}_8^A] \right. \\ &\quad \left. - [(m + m_N)(2\mathcal{O}_1^V - \mathcal{O}_7^V) + (m_N^2 - s_2)\mathcal{O}_8^V] \right\}. \end{aligned} \quad (\text{A6})$$

- Diagram T_1^B :

$$\mathcal{H}_\mu^+ = 0, \quad \mathcal{H}_\mu^- = -\frac{1}{4F} \left\{ \mathcal{O}_8^A - g\mathcal{O}_8^V \right\}. \quad (\text{A7})$$

- Diagram T_{11}^C :

$$\begin{aligned}\mathcal{H}_\mu^+ &= \frac{g}{8F(m^2 - u)} \left\{ g[(m + m_N)\mathcal{O}_7^A - (m_N^2 - u)\mathcal{O}_8^A] \right. \\ &+ \left. [(m + m_N)\mathcal{O}_7^V + (m_N^2 - u)\mathcal{O}_8^V] \right\} = -\mathcal{H}_\mu^- .\end{aligned}\quad (\text{A8})$$

- Diagram T_{12}^D :

$$\mathcal{H}_\mu^+ = 0 , \quad \mathcal{H}_\mu^- = \frac{g m_N \mathcal{O}_{1+2-3}^V}{2F(M^2 - t)} . \quad (\text{A9})$$

- Diagram T_{112}^E :

$$\begin{aligned}\mathcal{H}_\mu^\pm &= \frac{g^2}{8F(t_1 - M^2)(m^2 - s_2)} \left\{ 2m_N(m_N^2 - s_2)\mathcal{O}_{1-2+3}^A \right. \\ &+ \left. (3m_N^2 + s_2)\mathcal{O}_{4-5+6}^A \right\} .\end{aligned}\quad (\text{A10})$$

- Diagram T_{12}^F :

$$\mathcal{H}_\mu^+ = 0 , \quad \mathcal{H}_\mu^- = -\frac{\mathcal{O}_{4-5+6}^A}{4F(M^2 - t_1)} . \quad (\text{A11})$$

- Diagram T_{112}^G :

$$\begin{aligned}\mathcal{H}_\mu^+ &= \frac{g^2}{8F(t_1 - M^2)(m^2 - u)} \left\{ 2m_N(m_N^2 - u)\mathcal{O}_{1-2+3}^A \right. \\ &- \left. (3m_N^2 + u)\mathcal{O}_{4-5+6}^A \right\} = -\mathcal{H}_\mu^- .\end{aligned}\quad (\text{A12})$$

2. At $\mathcal{O}(p^2)$:

- Diagram T_{21}^A :

$$\begin{aligned}\mathcal{H}_\mu^\pm &= \frac{c_6 g_A}{16F_\pi m_N (s_2 - m_N^2)} \left\{ m_N^2 (7\mathcal{O}_1^V + \mathcal{O}_{2+3}^V - 3\mathcal{O}_7^V) \right. \\ &+ \left. 2m_N [\mathcal{O}_{4+5+6}^V + (m_N^2 - s_2)\mathcal{O}_8^V] + s_2 \mathcal{O}_{1-2-3-7}^V \right\} .\end{aligned}\quad (\text{A13})$$

- Diagram T_2^B :

$$\begin{aligned}\mathcal{H}_\mu^+ &= \frac{1}{4m_N^2 F_\pi} \left\{ c_2 [\Delta_u \mathcal{O}_2^A \Delta_{s_2} \mathcal{O}_3^A] - 4c_3 m_N^2 \mathcal{O}_1^A \right\} , \\ \mathcal{H}_\mu^- &= \frac{1}{8F_\pi m_N} \left\{ 4c_4 m_N \mathcal{O}_{1-7}^A + c_6 (\mathcal{O}_{1-2-3-7}^A + 2m_N \mathcal{O}_8^A) \right\} .\end{aligned}\quad (\text{A14})$$

- Diagram T_{12}^C :

$$\begin{aligned}\mathcal{H}_\mu^+ &= -H_\mu^- = \frac{c_6 g_A}{16F_\pi m_N(m_N^2 - u)} \left\{ m_N^2(\mathcal{O}_{1-2-3}^V + 3\mathcal{O}_7^V) \right. \\ &\quad \left. + 2m_N(m_N^2 - u)\mathcal{O}_8^V - u\mathcal{O}_{1-2-3-7}^V + 2m_N\mathcal{O}_{4-5-6}^V \right\}. \end{aligned} \quad (\text{A15})$$

- Diagram T_{22}^F :

$$\begin{aligned}\mathcal{H}_\mu^+ &= \frac{\mathcal{O}_{1-2+3}^A}{8F_\pi m_N^2(M_\pi^2 - t_1)} \left\{ 16c_1 m_N^2 M_\pi^2 - 4c_3 m_N^2(M_\pi^2 - t + t_1) \right. \\ &\quad \left. - c_2[(s_2 + u)(t_1 + M_\pi^2) - 2(s_2 u + M_\pi^2 t_1) + 2m_N^2(m_N^2 - t)] \right\}, \\ \mathcal{H}_\mu^- &= \frac{c_4}{4F_\pi(M_\pi^2 - t_1)} \left\{ (s_2 - u)\mathcal{O}_{1-2+3}^A - 4m_N\mathcal{O}_{4-5+6}^A \right\}. \end{aligned} \quad (\text{A16})$$

3. At $\mathcal{O}(p^3)$:

- Diagram T_{31}^A :

$$\begin{aligned}\mathcal{H}_\mu^\pm &= -\frac{g_A}{8F_\pi m_N(m_N^2 - s_2)} \left\{ 4d_{16}m_N M_\pi^2 [-2m_N(2\mathcal{O}_1^A - \mathcal{O}_7^A) + \mathcal{O}_8^A(s_2 - m_N^2)] \right. \\ &\quad + d_6[2(2m_N\mathcal{O}_5^V + \mathcal{O}_2^V(m_N^2 - s_2))t_1 - \Delta'_{s_2}(2m_N\mathcal{O}_{4-5+6}^V + \mathcal{O}_{1-2+3}^V(m_N^2 - s_2))] \\ &\quad - d_{22}m_N[\mathcal{O}_{4-5+6}^A(3m_N^2 + s_2) + 2m_N(2\mathcal{O}_1^A - \mathcal{O}_7^A)t_1 \\ &\quad \left. + (m_N^2 - s_2)(2m_N\mathcal{O}_{1-2+3}^A + \mathcal{O}_8^A t_1)] \right\}. \end{aligned} \quad (\text{A17})$$

- Diagram T_{13}^A :

$$\begin{aligned}\mathcal{H}_\mu^\pm &= -\frac{(d_{18} - 2d_{16})M_\pi^2}{4F_\pi(m_N^2 - s)} \left\{ g_A[2m_N(2\mathcal{O}_1^A - \mathcal{O}_7^A) + (m_N^2 - s_2)\mathcal{O}_8^A] \right. \\ &\quad \left. - [2m_N(2\mathcal{O}_1^V - \mathcal{O}_7^V) + (m_N^2 - s_2)\mathcal{O}_8^V] \right\}. \end{aligned} \quad (\text{A18})$$

- Diagram T_3^B :

$$\begin{aligned}\mathcal{H}_\mu^+ &= \frac{d_8}{F_\pi m_N} \left\{ \Delta_{s_2}\mathcal{O}_2^V - 2m_N\mathcal{O}_{5+6}^V - \mathcal{O}_{1-7}^V(4m_N^2 - t) - \mathcal{O}_3^V(\Delta'_{s_2} + t) \right. \\ &\quad \left. + m_N\mathcal{O}_8^V(\Delta_{s_2} + \Delta'_{s_2} + t) \right\} + \frac{d_{14}(s_2 - u)}{4F_\pi m_N} \mathcal{O}_{1-7}^A \\ &\quad + \frac{d_{15}}{8F_\pi m_N} \left\{ 4m_N\mathcal{O}_{5+6}^A - \mathcal{O}_{1+2+3-7}^A(\Delta_{s_2} + \Delta'_{s_2} + t) \right\} \\ &\quad - \frac{d_{23}}{2F_\pi} \left\{ 2\mathcal{O}_{5+6}^A - \mathcal{O}_8^A(\Delta_{s_2} + \Delta'_{s_2} + t) \right\}, \end{aligned}$$

$$\begin{aligned}
\mathcal{H}_\mu^- = & -\frac{d_1(s_2 - u)}{2F_\pi m_N} \mathcal{O}_1^A + \frac{d_2}{4F_\pi m_N} \left\{ \mathcal{O}_1^A(u - s_2) - \mathcal{O}_{2+3}^A(M_\pi^2 - t + t_1) \right\} \\
& -\frac{d_3}{12F_\pi m_N^3} \left\{ \Delta_{s_2}(2\Delta_{s_2} + t)\mathcal{O}_3^A + (2\Delta'_{s_2} + t)(\Delta'_{s_2} + t)\mathcal{O}_2^A \right\} - \frac{d_5 M_\pi^2}{F_\pi m_N} \mathcal{O}_{2+3}^A \\
& + \frac{d_6}{4F_\pi m_N} [(\Delta_{s_2} + t)\mathcal{O}_2^A - \Delta'_{s_2} \mathcal{O}_3^A] + \frac{(2d_{16} - d_{18})M_\pi^2 \mathcal{O}_8^V}{2F_\pi} \\
& - \frac{d_{20}}{16F_\pi m_N^2} \left\{ 2(2m_N \mathcal{O}_3^V + \mathcal{O}_6^V)\Delta_{s_2} + 2(2m_N \mathcal{O}_2^V + \mathcal{O}_5^V)(\Delta'_{s_2} + t) \right. \\
& \left. - \mathcal{O}_8^V((\Delta_{s_2} + \Delta'_{s_2})(\Delta_{s_2} + \Delta'_{s_2} + t + m_N^2) + 2\Delta_{s_2}(t_1 - s_2) - m_N^2(M_\pi^2 - t_1)) \right\} \\
& - \frac{d_{21}}{4F_\pi} [4m_N \mathcal{O}_1^V + 2\mathcal{O}_4^V - \mathcal{O}_8^V(M_\pi^2 - t + t_1)] \\
& + \frac{d_{22}}{8F_\pi} [4m_N \mathcal{O}_{2-3}^V + 2\mathcal{O}_{5-6}^V - \mathcal{O}_8^V(M_\pi^2 - t - t_1)]. \tag{A19}
\end{aligned}$$

- Diagram T_{13}^C :

$$\begin{aligned}
\mathcal{H}_\mu^+ = & -\frac{g_A}{8F_\pi m_N(m_N^2 - u)} \left\{ 4d_{16}m_N M_\pi^2 [2m_N \mathcal{O}_7^A - (m_N^2 - u)\mathcal{O}_8^A] \right. \\
& + d_{22}m_N [m_N(2\mathcal{O}_7^A t_1 + m_N(2m_N \mathcal{O}_{1-2+3}^A - 3\mathcal{O}_{4-5+6}^A - \mathcal{O}_8^A t_1)) \\
& - (2m_N \mathcal{O}_{1-2+3}^A + \mathcal{O}_{4-5+6}^A - \mathcal{O}_8^A t_1)u] + d_6 [m_N^3(m_N \mathcal{O}_{1-2+3}^V + 2\mathcal{O}_{4-5+6}^V) \\
& + m_N(m_N \mathcal{O}_{1-2-3}^V + 2\mathcal{O}_{4-5-6}^V)t_1 - (2m_N(m_N \mathcal{O}_{1-2+3}^V + \mathcal{O}_{4-5+6}^V) \\
& \left. + \mathcal{O}_{1-2-3}^V t_1)u + \mathcal{O}_{1-2+3}^V u^2] \right\} = -\mathcal{H}_\mu^-. \tag{A20}
\end{aligned}$$

- Diagram T_{31}^C :

$$\begin{aligned}
\mathcal{H}_\mu^+ = & \frac{(d_{18} - 2d_{16})M_\pi^2}{4F_\pi(m_N^2 - u)} \left\{ g_A [2m_N \mathcal{O}_7^A - (m_N^2 - u)\mathcal{O}_8^A] \right. \\
& + [2m_N \mathcal{O}_7^V + (m_N^2 - u)\mathcal{O}_8^V] \left. \right\} = -\mathcal{H}_\mu^-. \tag{A21}
\end{aligned}$$

- Diagram T_{14}^D :

$$\begin{aligned}
\mathcal{H}_\mu^+ &= 0, \\
\mathcal{H}_\mu^- &= \frac{g_A m_N}{2F_\pi^3(M_\pi^2 - t)} \left\{ l_6(t - M_\pi^2)\mathcal{O}_{1-2+3}^V + (l_6 t_1 - 2l_6 M_\pi^2)\mathcal{O}_{1+2-3}^V \right\}. \tag{A22}
\end{aligned}$$

- Diagram T_{32}^D :

$$\mathcal{H}_\mu^+ = 0, \quad H_\mu^- = -\frac{(2d_{16} - d_{18})M_\pi^2 m_N \mathcal{O}_{1+2-3}^V}{F_\pi(M_\pi^2 - t)}. \tag{A23}$$

- Diagram $T_{114}^E + T_{312}^E + T_{132}^E$:

$$\mathcal{H}_\mu^\pm = -\frac{[2g_A F_\pi^2(2d_{16} - d_{18}) + g_A^2 l_4] M_\pi^2}{4F_\pi^3(m_N^2 - s_2)(M_\pi^2 - t_1)}$$

$$\times \left\{ 2m_N(m_N^2 - s_2)\mathcal{O}_{1-2+3}^A + (s_2 + 3m_N^2)\mathcal{O}_{4-5+6}^A \right\}. \quad (\text{A24})$$

- Diagram T_{14}^F :

$$\mathcal{H}_\mu^+ = 0, \quad H_\mu^- = -\frac{l_4 M_\pi^2 \mathcal{O}_{4-5+6}^A}{2F_\pi^3(M_\pi^2 - t_1)}. \quad (\text{A25})$$

- Diagram T_{32}^F :

$$\begin{aligned} \mathcal{H}_\mu^+ &= \frac{(d_{14} - d_{15})(u - s_2)}{8F_\pi m_N(M_\pi^2 - t_1)} \left\{ 4m_N \mathcal{O}_{4-5+6}^A + (\Delta_u + \Delta'_u + t)\mathcal{O}_{1-2+3}^A \right\}, \\ \mathcal{H}_\mu^- &= \frac{u - s_2}{16F_\pi m_N^3(M_\pi^2 - t_1)} \mathcal{O}_{1-2+3}^A \left\{ 16d_5 m_N^2 M_\pi^2 + 4(d_1 + d_2)m_N^2(M_\pi^2 - t + t_1) \right. \\ &\quad + d_3[(2s_2(s_2 + t) - (2s_2 + t)t_1 + 2t_1^2 - 2m_N^2(\Delta_{s_2} + \Delta'_{s_2} + t + m_N^2)) \\ &\quad \left. - M_\pi^2(-2M_\pi^2 + 2s_2 + t + 2t_1)] \right\}. \end{aligned} \quad (\text{A26})$$

- Diagram $T_{114}^G + T_{132}^G + T_{312}^G$:

$$\begin{aligned} \mathcal{H}_\mu^+ = -H_\mu^- &= -\frac{[2g_A F_\pi^2(2d_{16} - d_{18}) + g_A^2 l_4] M_\pi^2}{(4F_\pi^3(M_\pi^2 - t_1)(m_N^2 - u))} \\ &\quad \times \left\{ 2m_N(m_N^2 - u)\mathcal{O}_{1-2+3}^A - (3m_N^2 + u)\mathcal{O}_{4-5+6}^A \right\}. \end{aligned} \quad (\text{A27})$$

4. At $\mathcal{O}(p^{3/2})$:

- Diagram $T_{11}^{A\Delta}$:

$$\begin{aligned} \mathcal{H}_\mu^+ = -2H_\mu^- &= \frac{h_A^2}{18F_\pi m_\Delta^2(m_\Delta^2 - s_2)} \left\{ 2m_\Delta^3 \mathcal{O}_{1+7}^A - 2(m_N \mathcal{O}_{1+3}^A + \mathcal{O}_{4+6}^A) \Sigma_{s_2} \right. \\ &\quad + m_\Delta^2 [4\mathcal{O}_4^A - 2\mathcal{O}_6^A + 2m_N \mathcal{O}_{1+7}^A + \mathcal{O}_8^A \Delta_{s_2}] \\ &\quad \left. + m_\Delta [\Sigma_{s_2}(2\mathcal{O}_3^A + \mathcal{O}_7^A - m_N \mathcal{O}_8^A) + 2M_\pi^2 \mathcal{O}_{1+3}^A + 2m_N \mathcal{O}_{4+6}^A] \right\} \end{aligned} \quad (\text{A28})$$

- Diagram $T_{11}^{C\Delta}$:

$$\begin{aligned} \mathcal{H}_\mu^+ = 2H_\mu^- &= \frac{h_A^2}{18F_\pi m_\Delta^2(m_\Delta^2 - u)} \left\{ 2m_\Delta^3 (3\mathcal{O}_1^A - \mathcal{O}_7^A) - 2(m_N \mathcal{O}_{1-2}^A - \mathcal{O}_{4-5}^A) \Sigma_u \right. \\ &\quad + m_\Delta^2 [2m_N (3\mathcal{O}_1^A - \mathcal{O}_7^A) - 2(2\mathcal{O}_4^A + \mathcal{O}_5^A) - \mathcal{O}_8^A \Delta_u] \\ &\quad - m_\Delta [-2M_\pi^2 \mathcal{O}_{1-2}^A + 2m_N \mathcal{O}_{4-5}^A \\ &\quad \left. - (2\mathcal{O}_{1-2}^A - \mathcal{O}_7^A + m_N \mathcal{O}_8^A) \Sigma_u] \right\}. \end{aligned} \quad (\text{A29})$$

- Diagram $T_{112}^{E\Delta}$:

$$\begin{aligned}\mathcal{H}_\mu^+ = -2H_\mu^- &= \frac{h_A^2}{18F_\pi m_\Delta^2 (m_\Delta^2 - s_2)(t_1 - M_\pi^2)} \left\{ [m_N \mathcal{O}_{1-2+3}^A + \mathcal{O}_{4-5+6}^A] \Sigma_{s_2} \Sigma'_{s_2} \right. \\ &\quad - m_\Delta^3 [4m_N \mathcal{O}_{4-5+6}^A + \mathcal{O}_{1-2+3}^A (s_2 + 3u - 4m_N^2)] \\ &\quad - m_\Delta^2 [\mathcal{O}_{4-5+6}^A (2s_2 - t + 2u) - m_N \mathcal{O}_{1-2+3}^A (3u + s_2 - 4m_N^2)] \\ &\quad + m_\Delta [m_N \mathcal{O}_{4-5+6}^A (\Sigma_{s_2} + s_2 + t_1 - m_N^2) \\ &\quad \left. + \mathcal{O}_{1-2+3}^A (\Sigma_{s_2} t_1 + \Sigma'_{s_2} M_\pi^2)] \right\}. \quad (\text{A30})\end{aligned}$$

- Diagram $T_{112}^{G\Delta}$:

$$\begin{aligned}\mathcal{H}_\mu^+ = 2H_\mu^- &= -\frac{h_A^2}{18F_\pi m_\Delta^2 (m_\Delta^2 - u)(t_1 - M_\pi^2)} \left\{ [m_N \mathcal{O}_{1-2+3}^A + \mathcal{O}_{4-5+6}^A] \Sigma_u \Sigma'_u \right. \\ &\quad + m_\Delta^3 [-4m_N \mathcal{O}_{4-5+6}^A + \mathcal{O}_{1-2+3}^A (3s_2 + u - 4m_N^2)] \\ &\quad + m_\Delta^2 [\mathcal{O}_{4-5+6}^A (t - 2s_2 - 2u) + m_N \mathcal{O}_{1-2+3}^A (3s_2 + u - 4m_N^2)] \\ &\quad + m_\Delta [m_N \mathcal{O}_{4-5+6}^A (\Sigma_u + u + t_1 - m_N^2) \\ &\quad \left. - \mathcal{O}_{1-2+3}^A (\Sigma_u t_1 + \Sigma'_u M_\pi^2)] \right\}. \quad (\text{A31})\end{aligned}$$

5. At $\mathcal{O}(p^{7/2})$:

- Diagram $T_{21}^{A\Delta}$:

$$\begin{aligned}\mathcal{H}_\mu^+ &= \frac{h_A b_1}{36F_\pi m_\Delta^2 (m_\Delta^2 - s_2)} \left\{ 2[m_\Delta m_N (\Delta_{s_2} + t_1 - 2m_\Delta^2) \right. \\ &\quad + \Sigma_{s_2} (t_1 - 2m_N^2) + m_\Delta^2 (t - 2u)] \mathcal{O}_1^V + 2m_\Delta (m_\Delta \Delta_{s_2} + m_N \Sigma_{s_2}) \mathcal{O}_2^V \\ &\quad - 2[(m_\Delta + m_N)(m_\Delta M_\pi^2 + m_N \Sigma_{s_2}) + (s_2 + m_\Delta m_N) \Sigma_{s_2}] \mathcal{O}_3^V \\ &\quad + 2[m_N (m_\Delta^2 - \Sigma_{s_2}) + m_\Delta (m_\Delta^2 - M_\pi^2)] \mathcal{O}_4^V + 2m_\Delta [\Sigma_{s_2} - 2m_\Delta (m_\Delta + m_N)] \mathcal{O}_5^V \\ &\quad - 2[m_\Delta (2m_\Delta^2 + M_\pi^2) + m_N (2m_\Delta^2 + \Sigma_{s_2})] \mathcal{O}_6^V + [8m_\Delta^2 m_N (m_\Delta + m_N) \\ &\quad - m_\Delta m_N (2\Sigma_{s_2} + \Sigma'_{s_2}) - \Sigma_{s_2} \Sigma'_{s_2} + m_\Delta^2 (\Sigma_{s_2} - 3t + 2t_1)] \mathcal{O}_7^V \\ &\quad + [m_\Delta^2 (m_\Delta + m_N) (3\Delta_{s_2} + \Delta'_{s_2} + 3t - 2t_1) + m_N \Sigma_{s_2} \Sigma'_{s_2} \\ &\quad \left. - m_\Delta ((m_N^2 - s_2)^2 - (M_\pi^2 + \Sigma_{s_2}) t_1)] \mathcal{O}_8^V \right\} = -2\mathcal{H}_\mu^-. \quad (\text{A32})\end{aligned}$$

- Diagram $T_{12}^{C\Delta}$:

$$\begin{aligned}\mathcal{H}_\mu^+ &= \frac{h_A b_1}{36F_\pi m_\Delta^2 (m_\Delta^2 - u)} \left\{ 2[6m_\Delta^3 m_N + 3m_\Delta^2 (2m_N^2 - M_\pi^2 + \Sigma_u)] \mathcal{O}_1^V \right. \\ &\quad + 2[m_\Delta^2 M_\pi^2 + m_\Delta m_N (M_\pi^2 + 2\Sigma_u) + \Sigma_u (m_N^2 + u)] \mathcal{O}_{2-1}^V \\ &\quad - 2m_\Delta (m_N \Sigma_u + m_\Delta \Delta_u) \mathcal{O}_3^V + 2[m_\Delta (m_\Delta^2 - M_\pi^2) + m_N (m_\Delta^2 - \Sigma_u)] \mathcal{O}_4^V \\ &\quad \left. + 2[2m_\Delta^2 (m_\Delta + m_N) + m_N \Sigma_u + m_\Delta M_\pi^2] \mathcal{O}_5^V + 2m_\Delta [2m_\Delta (m_\Delta + m_N) - \Sigma_u] \mathcal{O}_6^V \right\}\end{aligned}$$

$$\begin{aligned}
& - \left[m_\Delta m_N (8m_\Delta^2 + M_\pi^2 - t_1 - 3\Sigma_u) + m_\Delta^2 (8m_N^2 - 3t + 2t_1 + \Sigma_u) - \Sigma_u \Sigma'_u \right] \mathcal{O}_7^V \\
& + \left[m_\Delta^2 (2m_N^2 - 3s_2 + u)(m_\Delta + m_N) + m_N \Sigma_u \Sigma'_u \right. \\
& \quad \left. - m_\Delta ((m_N^2 - u)^2 - t_1(M_\pi^2 + \Sigma_u)) \right] \mathcal{O}_8^V \Big\} = 2\mathcal{H}_\mu^- .
\end{aligned} \tag{A33}$$

Appendix B: Chiral-expansion-suited operators

As mentioned in Section III D, the vector and axial-vector operators given in Eqs. (10) and (11) are not suited to perform a chiral expansion. In practice, we prefer to use the following axial-vector operators

$$\begin{aligned}
\tilde{\mathcal{O}}_{\mu,1}^A &= q_\mu , \quad \tilde{\mathcal{O}}_{\mu,2}^A = k_\mu , \quad \tilde{\mathcal{O}}_{\mu,3}^A = P_\mu , \\
\tilde{\mathcal{O}}_{\mu,4}^A &= \frac{1}{2}[\not{k}, \not{q}] q_\mu , \quad \tilde{\mathcal{O}}_{\mu,5}^A = \frac{1}{2}[\not{k}, \not{q}] k_\mu , \quad \tilde{\mathcal{O}}_{\mu,6}^A = \frac{1}{2}[\not{k}, \not{q}] P_\mu , \\
\tilde{\mathcal{O}}_{\mu,7}^A &= \frac{1}{2}[\gamma_\mu, \not{q}] , \quad \tilde{\mathcal{O}}_{\mu,8}^A = \frac{1}{2}[\gamma_\mu, \not{k}] ,
\end{aligned} \tag{B1}$$

with $P^\mu \equiv (p_1^\mu + p_2^\mu)/2$. For vector operators, we follow the basis proposed in Ref. [40]:

$$\begin{aligned}
\tilde{\mathcal{O}}_{\mu,1}^V &= \frac{1}{2}\gamma_5[\gamma_\mu, \not{k}] , \\
\tilde{\mathcal{O}}_{\mu,2}^V &= 2\gamma_5(P_\mu q \cdot k - P \cdot k q_\mu) , \\
\tilde{\mathcal{O}}_{\mu,3}^V &= \gamma_5(\gamma_\mu q \cdot k - \not{k} q_\mu) , \\
\tilde{\mathcal{O}}_{\mu,4}^V &= 2\gamma_5\{(\gamma_\mu P \cdot k - \not{k} P_\mu) - \frac{1}{2}m_N[\gamma_\mu, \not{k}]\} , \\
\tilde{\mathcal{O}}_{\mu,5}^V &= \gamma_5(k_\mu q \cdot k - k^2 q_\mu) , \\
\tilde{\mathcal{O}}_{\mu,6}^V &= \gamma_5(k_\mu \not{k} - k^2 \gamma_\mu) ,
\end{aligned} \tag{B2}$$

for which the vector-conservation assumption is automatically implemented. The axial-vector structure functions in the new basis can be obtained through

$$\begin{aligned}
\tilde{A}_1 &= A_1 + \frac{1}{2}(A_2 - A_3) + A_7 + \frac{s_2 - u}{8m_N}(2A_4 + A_5 - A_6) , \\
\tilde{A}_2 &= \frac{1}{2}(A_2 + A_3) - \frac{s_2 - u}{8m_N}(A_5 - A_6) , \\
\tilde{A}_3 &= A_2 + A_3 + \frac{s_2 - u}{4m_N}(A_5 + A_6) + \frac{1}{m_N}A_8 , \\
\tilde{A}_4 &= \frac{1}{4m_N}(2A_4 + A_5 - A_6) , \\
\tilde{A}_5 &= -\frac{1}{4m_N}(A_5 - A_6) , \\
\tilde{A}_6 &= \frac{1}{2m_N}(A_5 + A_6) , \\
\tilde{A}_7 &= A_7 + \frac{1}{2m_N}A_8 ,
\end{aligned}$$

$$\tilde{A}_8 = -\frac{1}{2m_N}A_8, \quad (\text{B3})$$

while the vector structure functions are

$$\begin{aligned} \tilde{V}_1 &= \frac{(M_\pi^2 - t + t_1)}{2(m_N^2 - u)}(V_1 - 2m_N V_4) + \frac{(M_\pi^2 - t - t_1)}{4(m_N^2 - u)}(V_2 - V_3) \\ &\quad + \frac{(s_2 - u)}{4(m_N^2 - u)}(V_2 + V_3) + \frac{m_N(t - M_\pi^2)}{m_N^2 - u}V_5 - \frac{m_N t_1}{m_N^2 - u}V_6, \\ \tilde{V}_2 &= \frac{1}{m_N^2 - u}(2m_N V_4 - V_1) + \frac{(M_\pi^2 - t)(2m_N V_5 - V_2) + t_1(2m_N V_6 - V_3)}{(M_\pi^2 - t + t_1)(m_N^2 - u)}, \\ \tilde{V}_3 &= V_4 + \frac{1}{2}(V_5 - V_6), \\ \tilde{V}_4 &= \frac{1}{2}(V_5 + V_6), \\ \tilde{V}_5 &= \frac{V_3 - V_2 + 2m_N(V_5 - V_6)}{M_\pi^2 - t + t_1}, \\ \tilde{V}_6 &= \frac{1}{2}(V_5 - V_6). \end{aligned} \quad (\text{B4})$$

In the chiral expansion of Δ -less amplitudes, we treat

$$\begin{aligned} \tilde{\mathcal{O}}_{\mu,3}^A &\sim \mathcal{O}(1), \quad \tilde{\mathcal{O}}_{\mu,1,2,7,8}^A \sim \tilde{\mathcal{O}}_{\mu,1,4}^V \sim \mathcal{O}(p), \quad \tilde{\mathcal{O}}_{\mu,6}^A \sim \tilde{\mathcal{O}}_{\mu,3,6}^V \sim \mathcal{O}(p^2), \\ \tilde{\mathcal{O}}_{\mu,4,5}^A &\sim \tilde{\mathcal{O}}_{\mu,2}^V \sim \mathcal{O}(p^3), \quad \tilde{\mathcal{O}}_{\mu,5}^V \sim \mathcal{O}(p^4), \end{aligned} \quad (\text{B5})$$

and

$$m_N \sim \mathcal{O}(1), \quad s_2 - m_N^2 \sim u - m_N^2 \sim \mathcal{O}(p), \quad M_\pi^2 \sim t_1 \sim t \sim \mathcal{O}(p^2). \quad (\text{B6})$$

Appendix C: Renormalization factors and β functions

1. Renormalization factors

The relevant scalar loop functions are defined by

$$\begin{aligned} A_0[m_a^2] &= \frac{(2\pi\mu^{4-d})}{i\pi^2} \int \frac{d^d k}{k^2 - m_a^2}, \\ B_0[p^2, m_a^2, m_b^2] &= \frac{(2\pi\mu^{4-d})}{i\pi^2} \int \frac{d^d k}{[k^2 - m_a^2][(k+p)^2 - m_b^2]}, \end{aligned} \quad (\text{C1})$$

with μ being the renormalization scale introduced in dimensional regularization. The explicit form for the one-point one-loop function reads

$$A_0[m_a^2] = -m_a^2 \left(R + \ln \frac{m_a^2}{\mu^2} \right), \quad (\text{C2})$$

and the scalar two-point one-loop integral has the following analytical form

$$B_0[p^2, m_a^2, m_b^2] = -R + 1 - \ln \frac{m_b^2}{\mu^2} + \frac{m_a^2 - m_b^2 + p^2}{2p^2} \ln \frac{m_b^2}{m_a^2}$$

$$+ \frac{p^2 - (m_a - m_b)^2}{p^2} \rho_{ab}(p^2) \ln \frac{\rho_{ab}(p^2) - 1}{\rho_{ab}(p^2) + 1} , \quad (C3)$$

with

$$\rho_{ab}(p^2) \equiv \sqrt{\frac{p^2 - (m_a + m_b)^2}{p^2 - (m_a - m_b)^2}} . \quad (C4)$$

The UV divergence is contained in the quantity $R = 2/(d-4) + \gamma_E - 1 - \ln(4\pi)$, being γ_E the Euler constant. We denote A_0 and B_0 loop integrals with removed UV-divergent parts (multiples of R) by \bar{A}_0 and \bar{B}_0 , respectively.

To proceed, the nucleon and pion wave function renormalization constants can be written as

$$\mathcal{Z}_N = 1 + \delta_{\mathcal{Z}_N}^{(2)} , \quad \mathcal{Z}_\pi = 1 + \delta_{\mathcal{Z}_\pi}^{(2)} , \quad (C5)$$

respectively, where the $\mathcal{O}(p^2)$ parts are

$$\begin{aligned} \delta_{\mathcal{Z}_N}^{(2)} &= -\frac{3g_A^2}{64\pi^2 F_\pi^2 (M_\pi^2 - 4m_N^2)} \left\{ (12m_N^2 - 5M_\pi^2) A_0[M_\pi^2] + 4M_\pi^2 (-m_N^2 + A_0[m_N^2]) \right. \\ &\quad \left. + (M_\pi^2 - 3m_N^2) B_0[m_N^2, M_\pi^2, m_N^2] \right\} , \\ \delta_{\mathcal{Z}_\pi}^{(2)} &= -\frac{2}{3F_\pi^2} \left\{ 3l_4 M_\pi^2 + \frac{A_0[M_\pi^2]}{16\pi^2} \right\} . \end{aligned} \quad (C6)$$

The relations between the renormalized (or chiral limit) masses and the physical ones read

$$m_N = \tilde{m} - 4\tilde{c}_1 M_\pi^2 + \delta_{m_N}^{(3)} , \quad M_\pi^2 = M^2 (1 + \delta_{M_\pi^2}^{(2)}) , \quad (C7)$$

with

$$\begin{aligned} \delta_{M_\pi^2}^{(2)} &= \frac{2l_3^r M_\pi^2}{F_\pi^2} - \frac{\bar{A}_0[M_\pi^2]}{32\pi^2 F_\pi^2} , \\ \delta_{m_N}^{(3)} &= \frac{3g_A^2 m_N M_\pi^2}{32\pi^2 F_\pi^2} \left\{ \bar{B}_0[m_N^2, M_\pi^2, m_N^2] - \left(1 + \frac{\bar{A}_0[m_N^2]}{m_N^2} \right) \right\} . \end{aligned} \quad (C8)$$

Likewise, for the leading couplings g_A and F_π , one has

$$g_A = \tilde{g} \left(1 + \frac{4d_{16}^r M_\pi^2}{g_A} + \delta_{g_A}^{(2)} \right) , \quad F_\pi = F (1 + \delta_{F_\pi}^{(2)}) , \quad (C9)$$

with

$$\begin{aligned} \delta_{F_\pi}^{(2)} &= \frac{l_4^r M_\pi^2}{F_\pi^2} + \frac{\bar{A}_0[M_\pi^2]}{16\pi^2 F_\pi^2} , \\ \delta_{g_A}^{(2)} &= \frac{1}{16\pi^2 F_\pi^2 (M_\pi^2 - 4m_N^2)} \left\{ [(1 + 4g_A^2) M_\pi^2 - 4(1 + 2g_A^2) m_N^2] \bar{A}_0[M_\pi^2] + M_\pi^2 [4g_A^2 m_N^2 \right. \\ &\quad \left. - 4g_A^2 \bar{A}_0[m_N^2] + (8(1 + g_A^2) m_N^2 - (2 + 3g_A^2) M_\pi^2) \bar{B}_0[m_N^2, M_\pi^2, m_N^2]] \right\} . \end{aligned} \quad (C10)$$

2. UV- β functions

In Eq. (45), the β -functions corresponding to the infinite parts of counter terms for the pionic LECs l_i ($i = 3, 4, 6$) are

$$\beta_{l_3} = -\frac{1}{4} , \quad \beta_{l_4} = 1 , \quad \beta_{l_6} = -\frac{1}{6} . \quad (\text{C11})$$

For the constants appearing in the LO πN Lagrangian, we get

$$\beta_m = \frac{3g^2 m^3}{2F^2} , \quad \beta_g = \frac{g(-2 + g^2)m^2}{F^2} . \quad (\text{C12})$$

The ones for c_j read

$$\begin{aligned} \beta_{c_1} &= -\frac{3g^2 m}{8F^2} , \quad \beta_{c_2} = \frac{(-1 + g^2)^2 m}{2F^2} , \\ \beta_{c_3} &= \frac{(1 - 6g^2 + g^4)m}{4F^2} , \quad \beta_{c_4} = \frac{(-1 - 2g^2 + 3g^4)m}{4F^2} , \quad \beta_{c_6} = 0 , \end{aligned} \quad (\text{C13})$$

and the ones for d_k are given by

$$\begin{aligned} 4\beta_{d_1} &= \beta_{d_{14}} = \frac{1}{2}\beta_{d_{15}} = \beta_{d_{23}} = -\frac{(-1 + g^2)^2}{4F^2} , \\ \beta_{d_2} &= \frac{2 - 5g^2 + 3g^4}{24F^2} , \\ \beta_{d_3} &= \beta_{d_8} = \beta_{d_{18}} = \beta_{d_{20}} = \beta_{d_{21}} = \beta_{d_{22}} = 0 , \\ 4\beta_{d_5} &= -\beta_{d_6} = -\frac{1}{3g}\beta_{d_{16}} = -\frac{-1 + g^2}{12F^2} . \end{aligned} \quad (\text{C14})$$

3. EOMS- $\tilde{\beta}$ functions

In Eq. (46), the EOMS- $\bar{\beta}$ functions are responsible for the finite shifts of the LECs, which as a result cancel the PCB terms from loops. Only for the LECs in $\mathcal{L}_{\pi N}^{(1)}$ and $\mathcal{L}_{\pi N}^{(2)}$ one needs to carry out finite shifts. For the LO pion-nucleon parameters, the $\bar{\beta}$ functions are

$$\begin{aligned} \tilde{\beta}_{g_A} &= g^3 m + \frac{g(2 - g^2)}{m} \bar{A}_0[m^2] , \\ \tilde{\beta}_m &= -\frac{3}{2}g^2 \bar{A}_0[m^2] , \end{aligned} \quad (\text{C15})$$

while the NLO ones read

$$\begin{aligned} \tilde{\beta}_{c_1} &= \frac{3}{8}g^2 + \frac{3g^2}{8m^2} \bar{A}_0[m^2] , \\ \tilde{\beta}_{c_2} &= -\frac{2 + g^4}{2} - \frac{(g^2 - 1)^2}{2m^2} \bar{A}_0[m^2] , \end{aligned}$$

$$\begin{aligned}
\tilde{\beta}_{c_3} &= \frac{9}{4}g^4 - \frac{1 - 6g^2 + g^4}{4m^2}\bar{A}_0[m^2] , \\
\tilde{\beta}_{c_4} &= -\frac{1}{4}g^2(5 + g^2) + \frac{1 + 2g^2 - 3g^4}{4m^2}\bar{A}_0[m^2] , \\
\tilde{\beta}_{c_6} &= 0 .
\end{aligned}
\tag{C16}$$

-
- [1] J. A. Formaggio and G. P. Zeller, *Rev. Mod. Phys.* **84**, 1307 (2012), 1305.7513.
 - [2] L. Alvarez-Ruso, Y. Hayato, and J. Nieves, *New J. Phys.* **16**, 075015 (2014), 1403.2673.
 - [3] L. Alvarez-Ruso et al., *Prog. Part. Nucl. Phys.* **100**, 1 (2018), 1706.03621.
 - [4] T. Katori and M. Martini, *J. Phys.* **G45**, 013001 (2018), 1611.07770.
 - [5] C. H. Llewellyn Smith, *Phys. Rept.* **3**, 261 (1972).
 - [6] G. L. Fogli and G. Nardulli, *Nucl. Phys.* **B160**, 116 (1979).
 - [7] D. Rein and L. M. Sehgal, *Annals Phys.* **133**, 79 (1981).
 - [8] T. R. Hemmert, B. R. Holstein, and N. C. Mukhopadhyay, *Phys. Rev.* **D51**, 158 (1995), hep-ph/9409323.
 - [9] B. Golli, S. Sirca, L. Amoreira, and M. Fiolhais, *Phys. Lett.* **B553**, 51 (2003), hep-ph/0210014.
 - [10] D. Barquilla-Cano, A. J. Buchmann, and E. Hernandez, *Phys. Rev.* **C75**, 065203 (2007), [Erratum: *Phys. Rev.* **C77**, 019903(2008)], 0705.3297.
 - [11] O. Lalakulich, E. A. Paschos, and G. Piranishvili, *Phys. Rev.* **D74**, 014009 (2006), hep-ph/0602210.
 - [12] T. Leitner, O. Buss, L. Alvarez-Ruso, and U. Mosel, *Phys. Rev.* **C79**, 034601 (2009), 0812.0587.
 - [13] M. Rafi Alam, M. Sajjad Athar, S. Chauhan, and S. K. Singh, *Int. J. Mod. Phys.* **E25**, 1650010 (2016), 1509.08622.
 - [14] P. A. Schreiner and F. Von Hippel, *Phys. Rev. Lett.* **30**, 339 (1973).
 - [15] E. Hernandez, J. Nieves, M. Valverde, and M. J. Vicente Vacas, *Phys. Rev.* **D81**, 085046 (2010), 1001.4416.
 - [16] K. M. Graczyk, J. Zmuda, and J. T. Sobczyk, *Phys. Rev.* **D90**, 093001 (2014), 1407.5445.
 - [17] J. Bijtebier, *Nucl. Phys.* **B21**, 158 (1970).
 - [18] T. Alevizos, A. Celikel, and N. Dombey, *J. Phys.* **G3**, 1179 (1977).
 - [19] E. Hernandez, J. Nieves, and M. Valverde, *Phys. Rev.* **D76**, 033005 (2007), hep-ph/0701149.
 - [20] L. S. Geng, J. Martin Camalich, L. Alvarez-Ruso, and M. J. Vicente Vacas, *Phys. Rev.* **D78**, 014011 (2008), 0801.4495.
 - [21] M. Procura, *Phys. Rev.* **D78**, 094021 (2008), 0803.4291.
 - [22] L. Alvarez-Ruso, E. Hernández, J. Nieves, and M. J. Vicente Vacas, *Phys. Rev.* **D93**, 014016 (2016), 1510.06266.
 - [23] C. Barbero, G. Lopez Castro, and A. Mariano, *Phys. Lett.* **B664**, 70 (2008).
 - [24] C. Barbero, G. López Castro, and A. Mariano, *Phys. Lett.* **B728**, 282 (2014), 1311.3542.
 - [25] E. Hernández and J. Nieves, *Phys. Rev.* **D95**, 053007 (2017), 1612.02343.
 - [26] E. Hernández, J. Nieves, and M. J. Vicente Vacas, *Phys. Rev.* **D87**, 113009 (2013), 1304.1320.
 - [27] R. González-Jiménez, N. Jachowicz, K. Niewczas, J. Nys, V. Pandey, T. Van Cuyck, and N. Van Dessel, *Phys. Rev.* **D95**, 113007 (2017), 1612.05511.
 - [28] M. Kabirnezhad, *Phys. Rev.* **D97**, 013002 (2018), 1711.02403.

- [29] B. D. Serot and X. Zhang, Phys. Rev. **C86**, 015501 (2012), 1206.3812.
- [30] S. X. Nakamura, H. Kamano, and T. Sato, Phys. Rev. **D92**, 074024 (2015), 1506.03403.
- [31] S. Weinberg, Physica **A96**, 327 (1979).
- [32] J. Gasser and H. Leutwyler, Annals Phys. **158**, 142 (1984).
- [33] J. Gasser and H. Leutwyler, Nucl. Phys. **B250**, 465 (1985).
- [34] S. Scherer and M. R. Schindler, Lect. Notes Phys. **830**, pp.1 (2012).
- [35] J. Bijnens and G. Ecker, Ann. Rev. Nucl. Part. Sci. **64**, 149 (2014), 1405.6488.
- [36] V. Bernard, Prog. Part. Nucl. Phys. **60**, 82 (2008), 0706.0312.
- [37] M. Hilt, B. C. Lehnhart, S. Scherer, and L. Tiator, Phys. Rev. **C88**, 055207 (2013), 1309.3385.
- [38] V. Bernard, N. Kaiser, and U. G. Meißner, Phys. Lett. **B331**, 137 (1994), hep-ph/9312307.
- [39] J. H. Koch, V. Pascalutsa, and S. Scherer, Phys. Rev. **C65**, 045202 (2002), nucl-th/0108044.
- [40] S. L. Adler, Annals Phys. **50**, 189 (1968), [,225(1968)].
- [41] J. Gasser, M. E. Sainio, and A. Svarc, Nucl. Phys. **B307**, 779 (1988).
- [42] E. E. Jenkins and A. V. Manohar, Phys. Lett. **B255**, 558 (1991).
- [43] V. Bernard, N. Kaiser, J. Kambor, and U. G. Meißner, Nucl. Phys. **B388**, 315 (1992).
- [44] P. J. Ellis and H.-B. Tang, Phys. Rev. **C57**, 3356 (1998), hep-ph/9709354.
- [45] T. Becher and H. Leutwyler, Eur. Phys. J. **C9**, 643 (1999), hep-ph/9901384.
- [46] J. Gegelia and G. Japaridze, Phys. Rev. **D60**, 114038 (1999), hep-ph/9908377.
- [47] J. Gegelia, G. Japaridze, and X. Q. Wang, J. Phys. **G29**, 2303 (2003), hep-ph/9910260.
- [48] T. Fuchs, J. Gegelia, G. Japaridze, and S. Scherer, Phys. Rev. **D68**, 056005 (2003), hep-ph/0302117.
- [49] L. Geng, Front. Phys.(Beijing) **8**, 328 (2013), 1301.6815.
- [50] J. M. Alarcon, J. Martin Camalich, and J. A. Oller, Annals Phys. **336**, 413 (2013), 1210.4450.
- [51] Y.-H. Chen, D.-L. Yao, and H. Q. Zheng, Phys. Rev. **D87**, 054019 (2013), 1212.1893.
- [52] D.-L. Yao, D. Siemens, V. Bernard, E. Epelbaum, A. M. Gasparyan, J. Gegelia, H. Krebs, and U.-G. Meißner, JHEP **05**, 038 (2016), 1603.03638.
- [53] D. Siemens, V. Bernard, E. Epelbaum, A. Gasparyan, H. Krebs, and U.-G. Meißner, Phys. Rev. **C94**, 014620 (2016), 1602.02640.
- [54] M. Hilt, S. Scherer, and L. Tiator, Phys. Rev. **C87**, 045204 (2013), 1301.5576.
- [55] A. N. Hiller Blin, T. Ledwig, and M. J. Vicente Vacas, Phys. Lett. **B747**, 217 (2015), 1412.4083.
- [56] A. N. Hiller Blin, T. Ledwig, and M. J. Vicente Vacas, Phys. Rev. **D93**, 094018 (2016), 1602.08967.
- [57] E. Epelbaum, J. Gegelia, U.-G. Meißner, and D.-L. Yao, Eur. Phys. J. **C75**, 499 (2015), 1510.02388.
- [58] L. S. Geng, N. Kaiser, J. Martin-Camalich, and W. Weise, Phys. Rev. **D82**, 054022 (2010), 1008.0383.
- [59] D.-L. Yao, M.-L. Du, F.-K. Guo, and U.-G. Meißner, JHEP **11**, 058 (2015), 1502.05981.
- [60] M.-L. Du, F.-K. Guo, U.-G. Meißner, and D.-L. Yao, Eur. Phys. J. **C77**, 728 (2017), 1703.10836.
- [61] T. R. Hemmert, B. R. Holstein, and J. Kambor, Phys. Lett. **B395**, 89 (1997), hep-ph/9606456.
- [62] T. R. Hemmert, B. R. Holstein, and J. Kambor, J. Phys. **G24**, 1831 (1998), hep-ph/9712496.
- [63] V. Pascalutsa and D. R. Phillips, Phys. Rev. **C67**, 055202 (2003), nucl-th/0212024.
- [64] N. Fettes, U.-G. Meißner, M. Mojzsis, and S. Steininger, Annals Phys. **283**, 273 (2000), [Erratum: Annals Phys.288,249(2001)], hep-ph/0001308.
- [65] W. Rarita and J. Schwinger, Phys. Rev. **60**, 61 (1941).

- [66] N. Fettes and U. G. Meißner, Nucl. Phys. **A679**, 629 (2001), hep-ph/0006299.
- [67] S.-Z. Jiang, Y.-R. Liu, and H.-Q. Wang, Phys. Rev. **D97**, 014002 (2018), 1707.09690.
- [68] B. Long and V. Lensky, Phys. Rev. **C83**, 045206 (2011), 1010.2738.
- [69] H. Lehmann, K. Symanzik, and W. Zimmermann, Nuovo Cim. **1**, 205 (1955).
- [70] G. M. Radecky et al., Phys. Rev. **D25**, 1161 (1982), [Erratum: Phys. Rev.D26,3297(1982)].
- [71] S. J. Barish et al., Phys. Rev. **D19**, 2521 (1979).
- [72] T. Kitagaki et al., Phys. Rev. **D34**, 2554 (1986).
- [73] T. Kitagaki et al., Phys. Rev. **D42**, 1331 (1990).
- [74] T. Bolognese, J. P. Engel, J. L. Guyonnet, and J. L. Riester, Phys. Lett. **81B**, 393 (1979).
- [75] D.-L. Yao, L. Alvarez-Ruso, and M. J. Vicente-Vacas, Phys. Rev. **D96**, 116022 (2017), 1708.08776.
- [76] C. Patrignani et al. (Particle Data Group), Chin. Phys. **C40**, 100001 (2016).
- [77] V. Bernard, E. Epelbaum, H. Krebs, and U.-G. Meißner, Phys. Rev. **D87**, 054032 (2013), 1209.2523.
- [78] T. Bauer, J. C. Bernauer, and S. Scherer, Phys. Rev. **C86**, 065206 (2012), 1209.3872.
- [79] R. A. Arndt, W. J. Briscoe, I. I. Strakovsky, and R. L. Workman, Phys. Rev. **C74**, 045205 (2006), nucl-th/0605082.
- [80] P. A. Schreiner and F. Von Hippel, Nucl. Phys. **B58**, 333 (1973).
- [81] J. Gegelia, U.-G. Meißner, D. Siemens, and D.-L. Yao, Phys. Lett. **B763**, 1 (2016), 1608.00517.