

Cosmological adiabatic conversion between the QCD axion and ALP dark matter

Shu-Yu Ho^{1*}, Ken'ichi Saikawa^{2†}, and Fuminobu Takahashi^{1,3,4‡}

¹ *Department of Physics, Tohoku University,
Sendai, Miyagi 980-8578, Japan*

² *Max-Planck-Institut für Physik (Werner-Heisenberg-Institut),
Föhringer Ring 6, D-80805 München, Germany*

³ *Kavli Institute for the Physics and Mathematics of the Universe (Kavli IPMU),
UTIAS, WPI, The University of Tokyo, Kashiwa, Chiba 277-8568, Japan*

⁴ *Center for Theoretical Physics, Massachusetts Institute of Technology,
Cambridge, MA 02139, U.S.A.*

Abstract

We study the adiabatic conversion between the QCD axion and axion-like particle (ALP) at level crossing which occurs when their masses become close to each other in the early universe. This is similar to the Mikheyev-Smirnov-Wolfenstein effect in neutrino oscillations. After clarifying the conditions for the adiabatic conversion to occur, we focus on a scenario where the ALP produced by the adiabatic conversion of the QCD axion explains the observed dark matter abundance. Interestingly, we find that the ALP decay constant can be much smaller than the ordinary case in which the ALP is produced by the realignment mechanism. As a consequence, the ALP-photon coupling is enhanced by a few orders of magnitude, which is advantageous for the on-going and future axion search experiments using the axion-photon coupling.

*ho.shu-yu.q5@dc.tohoku.ac.jp

†saikawa@mpp.mpg.de

‡fumi@tohoku.ac.jp

Contents

1	Introduction	2
2	Level crossing between the QCD axion and ALP	3
2.1	QCD axion DM	3
2.2	ALP DM	5
2.3	Mass mixing between the QCD axion and ALP	6
3	Adiabatic conversion and cosmological axion abundances	9
3.1	Adiabatic conversion of the QCD axion and ALP	9
3.2	Dark matter abundance	13
4	Implications for the axion search experiments	16
5	Discussion and Conclusions	19

1 Introduction

Dark matter (DM) is one of the outstanding mysteries in astronomy, cosmology, and particle physics. Since its nature is hardly explained within the framework of the standard model of particle physics, it is highly expected that there exists some new physics beyond the standard model that provides a solution to the DM puzzle. Among various possibilities proposed in the literature, the axion and more generally axion-like particles (ALPs) remain the best-motivated candidates for DM.

The axion is a hypothetical particle, whose existence was originally postulated in the context of the strong CP problem of quantum chromodynamics (QCD). The Lagrangian of QCD includes a term that violates CP symmetry, whose effect is characterized by a dimensionless parameter θ_{QCD} . Since CP is not a symmetry of nature, the magnitude of this parameter is expected to be an order of unity. However, measurements of the neutron electric dipole moment limit $|\theta_{\text{QCD}}| \lesssim 10^{-10}$ [1]. Such a small θ_{QCD} is unnatural and calls for an explanation of why QCD preserves CP symmetry to very high accuracy.

One of the attractive solutions to the strong CP problem is the Peccei-Quinn (PQ) mechanism [2, 3]. In this mechanism, one introduces a spontaneously broken global axial U(1) symmetry (called the PQ symmetry) such that the θ_{QCD} parameter is replaced with a dynamical variable. This variable is identified as the axion (or hereafter, the QCD axion), which is a pseudo-Nambu-Goldstone boson associated with a spontaneous breakdown of the PQ symmetry [4, 5]. It acquires a potential due to non-perturbative effects of QCD and settles down at a CP-conserving point, solving the strong CP problem. Furthermore, a coherent oscillation of the axion field settling down to the minimum of the potential can account for DM [6–8].

The notion of the QCD axion can be straightforwardly generalized to the case of many ALPs, which may appear as low energy consequences of some fundamental theory such as string theory [9, 10]. The ALPs have similar properties to the QCD axion but do not directly interact with QCD gluons. Furthermore, they do not necessarily have any particular relation between their mass and decay constant, which opens up a wide range of possibilities for searching them in laboratories and astrophysical phenomena. It should also be noted that the dynamics of the ALP field can account for DM in a similar way to the QCD axion [11, 12]. See e.g. [13–18] for recent reviews on the theory, phenomenology, and experimental searches for the QCD axion and ALPs.

In most of the previous works on the QCD axion DM or ALP DM, the cosmological dynamics of the QCD axion and ALPs was considered separately as if there were no connection between them.

However, there is no particular reason to exclude the possibility that both the QCD axion and ALPs co-exist and that there is some non-trivial interplay between them. In this paper, we concentrate on a cosmological evolution of the QCD axion and an ALP when they have a nonzero mass mixing. Since the QCD axion mass vanishes at high temperatures and becomes nonzero around the QCD phase transition, there will be a level crossing of the axion mass eigenvalues, if the ALP mass is lighter than the QCD axion mass at the zero temperature.¹ In this case, the adiabatic conversion of the QCD axion into the ALP (and vice versa) could take place [19–22], which is analogous to the Mikheyev-Smirnov-Wolfenstein effect in neutrino physics [23–25]. The adiabatic conversion between the QCD axion and ALP and the related topics were studied in Refs. [20–22], but its experimental implications, as well as the precise condition for the adiabatic conversion to take place, were not fully explored.

The purpose of this paper is twofold. First, we renew the condition of the adiabatic conversion, and we will confirm it numerically. The other is to propose a scenario where the ALP produced by the adiabatic conversion of the QCD axion explains the observed DM abundance. In this case, the ALP abundance can be enhanced compared to the case without the mass mixing, which enables the ALP with a relatively small decay constant to be the main component of DM.

The rest of this paper is organized as follows. In Sec. 2, we briefly review the QCD axion and ALP, and classify their evolution according to the mass eigenvalues and mass eigenstates. In particular, we clarify when the level crossing takes place. In Sec. 3, we study cosmological evolutions of the QCD axion and ALP to estimate their relic abundance. In Sec. 4, we show the viable parameter space in the plane of the axion mass and coupling to photons, and discuss its implications for the on-going and future axion search experiments. The last section is devoted to discussion and conclusions.

2 Level crossing between the QCD axion and ALP

In this section, we describe some basic properties of the QCD axion and ALP(s). First, we briefly summarize the known properties of the QCD axion DM in Sec. 2.1. We then introduce ALPs and discuss their similarities and differences to the QCD axion in Sec. 2.2. The effect of the possible mass mixing between the QCD axion and ALP is discussed in Sec. 2.3. In particular, we define the level crossing between the QCD axion and ALP and clarify its peculiarity.

2.1 QCD axion DM

The QCD axion, a , is a pseudo-Nambu-Goldstone boson associated with the spontaneous break-down of global axial U(1) PQ symmetry. At energies below the scale of the PQ symmetry breaking and above that of the QCD phase transition, it couples to gluons through the following effective interaction,

$$\mathcal{L}_{agg} = -\frac{\alpha_s}{8\pi} \frac{a}{f_a} G_{\mu\nu}^b \tilde{G}^{b\mu\nu}, \quad (2.1)$$

where α_s denotes the strong fine structure constant, f_a the axion decay constant, and $G_{\mu\nu}^b$ and $\tilde{G}_{\mu\nu}^b$ a field strength of the gluon field and its dual, respectively. Due to the existence of the interaction (2.1), topological fluctuations of the gluon fields in QCD induce the following effective potential for the axion field,

$$V_{\text{QCD}}(a) = \chi(T) \left[1 - \cos \left(\frac{a}{f_a} \right) \right], \quad (2.2)$$

¹In addition, as we shall see later, the ALP decay constant must be smaller than the QCD axion decay constant for the level crossing to occur.

where $\chi(T)$ is the topological susceptibility, which depends on the temperature T of background radiations. In particular, $\chi(T)$ takes some finite value at low temperatures, while it goes to zero at temperatures much higher than the QCD confinement scale. At low temperatures, the potential has a minimum at $\theta_{\text{QCD}} = \langle a \rangle / f_a = 0$, which provides a dynamical solution to the strong CP problem, where $\langle a \rangle$ is the vacuum expectation value of the axion field.

The effective potential (2.2) induces the mass of the QCD axion,

$$m_a^2(T) = \frac{\chi(T)}{f_a^2}, \quad (2.3)$$

which depends on the temperature. Here we model the temperature dependence of the QCD axion mass as a power-law function:

$$m_a(T) \simeq \begin{cases} \frac{\sqrt{\chi_0}}{f_a} \left(\frac{T_{\text{QCD}}}{T} \right)^n & T > T_{\text{QCD}} \\ m_a \equiv m_a(T \rightarrow 0) & T < T_{\text{QCD}} \end{cases}, \quad (2.4)$$

where the parameters χ_0 and T_{QCD} are chosen such that they reproduce the correct magnitude of $m_a(T)$ and that the value of $m_a(T)$ is matched with the zero temperature value m_a at $T = T_{\text{QCD}}$. A recent detailed analysis gives the following numerical result on the zero temperature mass [26]:

$$m_a = 57.0(7) \mu\text{eV} \left(\frac{10^{11} \text{ GeV}}{f_a} \right). \quad (2.5)$$

On the other hand, in order to know the temperature dependence of $m_a(T)$ at high temperatures, it is necessary to analyze non-perturbative effects in QCD. In this paper, we adopt a value of $n = 4.08$ based on one of the latest lattice QCD result [27].²

The QCD axion is produced in the early universe via the realignment mechanism [6–8]. If the axion field has an initial value, $a_0 = f_a \theta_0$, at the very early stage of the universe,³ it starts to oscillate around the minimum of the potential (2.2) when its mass $m_a(T)$ becomes comparable to the cosmic expansion rate $H(T)$. Such a coherently oscillating axion field can serve as cold DM in the universe. The relic abundance of the QCD axion DM, Ω_a , from the realignment mechanism in the regime $|\theta_0| \ll \pi$ reads [39]⁴

$$\Omega_a h^2 \simeq 0.35 \left(\frac{\theta_0}{0.001} \right)^2 \times \begin{cases} \left(\frac{f_a}{3 \times 10^{17} \text{ GeV}} \right)^{1.17} & f_a \lesssim 3 \times 10^{17} \text{ GeV} \\ \left(\frac{f_a}{3 \times 10^{17} \text{ GeV}} \right)^{1.54} & f_a \gtrsim 3 \times 10^{17} \text{ GeV} \end{cases}, \quad (2.6)$$

where h is the normalized Hubble constant, and the first (second) line corresponds to the case in which the axion begins to oscillate before (after) $m_a(T)$ reaches the zero temperature value.

²Recently, the temperature dependence of the axion mass has been directly investigated in lattice QCD by several groups. Recent calculations by other groups [28–31] found similar behavior. (See however Ref. [32] which obtained a different result.)

³Here we assume that the axion field has a spatially uniform value $f_a \theta_0$ throughout the observable universe. This is guaranteed if the PQ symmetry was broken before inflation and never restored afterwards, but it does not hold if the PQ symmetry was restored and got spontaneously broken after inflation. In the latter case, we must take account of the effect of the collapse of strings and domain walls rather than the realignment mechanism [33–38].

⁴ See Ref. [40] for the anharmonic effect.

The interactions of the QCD axion with the standard model particles are suppressed by the decay constant f_a . The lower bound on $f_a \gtrsim 4 \times 10^8 \text{ GeV}$ guarantees the stability of the QCD axion DM on a cosmological time scale [41–43]. The axion coupling to photons is given by

$$\mathcal{L}_{a\gamma\gamma} = -\frac{g_{a\gamma\gamma}}{4} a F_{\mu\nu} \tilde{F}^{\mu\nu}, \quad (2.7)$$

where $F_{\mu\nu}$ is the electromagnetic field strength tensor and $\tilde{F}_{\mu\nu}$ its dual. The coupling coefficient $g_{a\gamma\gamma}$ reads [26]

$$g_{a\gamma\gamma} = \frac{\alpha}{2\pi f_a} C_{a\gamma}, \quad C_{a\gamma} = -1.92(4) + \frac{\mathcal{E}}{\mathcal{N}}, \quad (2.8)$$

where α is the electromagnetic fine-structure constant. The coefficient in Eq. (2.8) contains a model-independent contribution from the axion-pion mixing (the first term in $C_{a\gamma}$) as well as a model-dependent contribution (the second term in $C_{a\gamma}$) given by the electromagnetic anomaly \mathcal{E} and the color anomaly \mathcal{N} of the PQ symmetry. The existence of the axion-photon coupling provides a promising way for various direct detection experiments of axion DM [18].

2.2 ALP DM

The considerations on the QCD axion described in the previous subsection can be generalized to the case where there exist multiple axions, φ_j , in the low energy effective theory. In particular, we can allow for their couplings to gluons and photons,

$$\mathcal{L}_{\text{gluons}} = -\left(\sum_{j=1}^{n_{\text{ax}}} C_{jg} \frac{\alpha_s}{8\pi} \frac{\varphi_j}{f_{\varphi_j}}\right) G_{\mu\nu}^b \tilde{G}^{b\mu\nu}, \quad \mathcal{L}_{\text{photons}} = -\left(\sum_{j=1}^{n_{\text{ax}}} C_{j\gamma} \frac{\alpha}{8\pi} \frac{\varphi_j}{f_{\varphi_j}}\right) F_{\mu\nu} \tilde{F}^{\mu\nu}, \quad (2.9)$$

where C_{jg} and $C_{j\gamma}$ are model-dependent constants of φ_j , and n_{ax} is the number of axions. Then, it is possible to define a field, $a/f_a \equiv \sum_j C_{jg} \varphi_j / f_{\varphi_j}$, which directly couples to gluons, while the rest of the axions orthogonal to a do not couple to gluons but may still have interactions with photons. In this case, we loosely refer to the former as the QCD axion and the latter as ALPs. Note however that, as we shall consider shortly, they are not necessarily the mass eigenstates, in general. We hereafter consider the case with $n_{\text{ax}} = 2$ where we have the QCD axion a and the ALP φ , and φ has no coupling to gluons.

In contrast to the QCD axion, ALPs do not acquire a mass from the QCD effects. Instead, they may acquire a mass from high energy physics, such as effects of some hidden confining gauge interactions. Here we focus on their low energy phenomenology and simply treat their mass m_φ as an arbitrary constant.

The ALP-photon coupling can be written as

$$\mathcal{L}_{\varphi\gamma\gamma} = -\frac{g_{\varphi\gamma\gamma}}{4} \varphi F_{\mu\nu} \tilde{F}^{\mu\nu}, \quad g_{\varphi\gamma\gamma} = \frac{\alpha}{2\pi f_\varphi} C_{\varphi\gamma}, \quad (2.10)$$

where f_φ is the ALP decay constant, and $C_{\varphi\gamma}$ is a model-dependent coefficient. Note that the ALP-photon coupling contains the model-dependent contribution only, which should be contrasted to the axion-photon coupling (2.8) which includes the model-independent contribution.

The ALP is also produced in the early universe via the realignment mechanism and it can account for cold DM for certain values of the parameters [11, 12]. Let us assume that the ALP field φ is a

mass eigenstate with an eigenvalue m_φ , which is orthogonal to the state corresponding to the QCD axion. Then, the ALP abundance is estimated as [12]

$$\Omega_\varphi h^2 \simeq 0.3 \theta_{\varphi,0}^2 \left(\frac{m_\varphi}{1 \text{ eV}} \right)^{1/2} \left(\frac{f_\varphi}{10^{12} \text{ GeV}} \right)^2, \quad (2.11)$$

where $\theta_{\varphi,0} \equiv \varphi_0/f_\varphi$ is an initial misalignment angle of the ALP field. Note that, in contrast to the QCD axion, the ALP mass is independent of the decay constant f_φ .

2.3 Mass mixing between the QCD axion and ALP

In the previous subsection, we have assumed that the ALP field φ is a mass eigenstate orthogonal to the QCD axion a . However, in light of the general consideration mentioned below Eq. (2.9), it is not unreasonable to expect that the two fields a and φ are not orthogonal to each other, and that effects of new physics might induce a potential for a linear combination of a and φ . As a concrete example, let us consider the following potential,

$$V_{\text{mix}}(a, \varphi) = m_\varphi^2 f_\varphi^2 \left[1 - \cos \left(\frac{a}{f_a} + \frac{\varphi}{f_\varphi} \right) \right] \quad (2.12)$$

in addition to the QCD potential (2.2). The above potential induces a mass mixing between the QCD axion and ALP, which causes several non-trivial effects as discussed below. Note that m_φ is just a parameter and does not necessarily coincide with the mass eigenvalue. As we shall see, it coincides with the mass eigenvalue only at high temperatures if $f_\varphi \ll f_a$.

Expanding potentials (2.2) and (2.12) up to quadratic order in a/f_a and φ/f_φ , we yield the mass mixing matrix,

$$M_{\varphi a}^2 = m_\varphi^2 \begin{pmatrix} 1 & f_\varphi/f_a \\ f_\varphi/f_a & (f_\varphi/f_a)^2 \end{pmatrix} + \begin{pmatrix} 0 & 0 \\ 0 & m_a^2(T) \end{pmatrix}. \quad (2.13)$$

Upon diagonalizing $M_{\varphi a}^2$, we obtain the heavy and light mass eigenstates a_H and a_L and their respective masses $m_H(T)$ and $m_L(T)$:

$$a_H = \varphi \cos \xi + a \sin \xi, \quad a_L = -\varphi \sin \xi + a \cos \xi, \quad (2.14)$$

$$m_{H,L}^2(T) = \frac{1}{2} m_a^2(T) \left\{ 1 + \mathcal{R}_m^2 \frac{m_a^2}{m_a^2(T)} \left[1 + \mathcal{R}_f^2 \pm \sqrt{\left(1 - \mathcal{R}_f^2 - \frac{1}{\mathcal{R}_m^2} \frac{m_a^2(T)}{m_a^2} \right)^2 + 4\mathcal{R}_f^2} \right] \right\}, \quad (2.15)$$

where we have defined the following parameters,

$$\boxed{\mathcal{R}_f \equiv \frac{f_\varphi}{f_a}, \quad \mathcal{R}_m \equiv \frac{m_\varphi}{m_a}} \quad (2.16)$$

which parametrize the ALP decay constant and mass relative to the QCD axion. The mixing angle $\xi = \xi(T)$ satisfies $0 < \xi < \pi/2$, and is given by

$$\cos \xi = \sqrt{\frac{1}{2} \left[1 + \frac{\sin(2\xi)}{\tan(2\xi)} \right]} \quad (2.17)$$

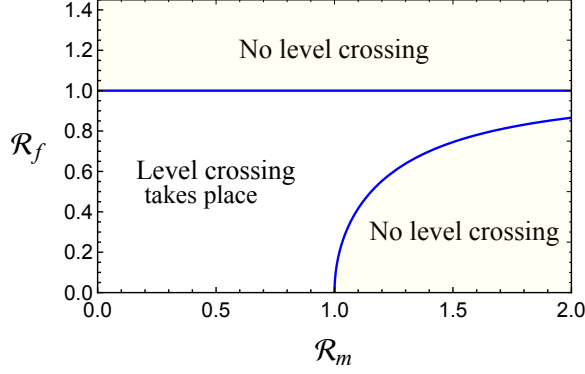


Figure 1: The level crossing takes place in the region between the two blue lines. See Eq. (2.20).

with

$$\tan(2\xi) = \frac{2\mathcal{R}_f}{1 - \mathcal{R}_f^2 - (1/\mathcal{R}_m^2)[m_a^2(T)/m_a^2]} , \quad \sin(2\xi) = \frac{2\mathcal{R}_f m_\varphi^2}{m_H^2(T) - m_L^2(T)} . \quad (2.18)$$

One interesting consequence of the mass mixing is that, as the cosmic temperature decreases, the values of $m_H^2(T)$ and $m_L^2(T)$ approach to each other at high temperatures and move away from each other at low temperatures under certain conditions. Let us call such behavior the level crossing. More formally, we define the level crossing as a situation in which the mass squared difference $m_H^2(T) - m_L^2(T)$ takes a minimum value for some finite value of T . From the condition, $d[m_H^2(T) - m_L^2(T)]/dT = 0$, we find that the temperature at the level crossing T_{lc} is given by

$$\frac{m_a^2(T_{lc})}{m_a^2} = \mathcal{R}_m^2 (1 - \mathcal{R}_f^2) . \quad (2.19)$$

Note that the above equation has a solution for $0 < m_a^2(T_{lc})/m_a^2 < 1$ if⁵

$$\mathcal{R}_f < 1 \quad \text{and} \quad \mathcal{R}_m < \frac{1}{\sqrt{1 - \mathcal{R}_f^2}} . \quad (2.20)$$

Therefore, the level crossing takes place only for the parameters satisfying Eq. (2.20). See Fig. 1. In particular, if $\mathcal{R}_f \ll 1$, the above conditions are reduced to $\mathcal{R}_m < 1$ and $\mathcal{R}_f \ll 1$, i.e. both the ALP mass m_φ and its decay constant f_φ should be smaller than those of the QCD axion.

To identify the peculiarity of the parameter region where the level crossing occurs, let us see how the mass eigenstates behave asymptotically both at high and low temperatures. For $m_a(T) \ll m_\varphi$ (i.e. at high temperatures), the mass eigenvalues from Eq. (2.15) can be approximated as

$$m_H^2(T) \simeq (1 + \mathcal{R}_f^2) m_\varphi^2 \simeq \begin{cases} m_\varphi^2 & \mathcal{R}_f \ll 1 \\ \mathcal{R}_f^2 m_\varphi^2 & \mathcal{R}_f \gg 1 \end{cases} , \quad (2.21)$$

$$m_L^2(T) \simeq \frac{m_a^2(T)}{1 + \mathcal{R}_f^2} \simeq \begin{cases} m_a^2(T) & \mathcal{R}_f \ll 1 \\ \mathcal{R}_f^{-2} m_a^2(T) & \mathcal{R}_f \gg 1 \end{cases} . \quad (2.22)$$

⁵ $\mathcal{R}_f < 1$ and $\mathcal{R}_m < 1$ were derived in Ref. [22].

Note that, for $\mathcal{R}_f \gg 1$, $m_H(T)$ becomes much larger than m_φ , and $m_L(T)$ becomes much smaller than $m_a(T)$. From Eqs. (2.17) and (2.18), we can also obtain the asymptotic behavior of the mixing angle at high temperatures as

$$\cos \xi(T) \simeq \frac{1}{\sqrt{1 + \mathcal{R}_f^2}} \simeq \begin{cases} 1 - \frac{1}{2}\mathcal{R}_f^2 & \mathcal{R}_f \ll 1 \\ \mathcal{R}_f^{-1} & \mathcal{R}_f \gg 1 \end{cases}. \quad (2.23)$$

On the other hand, the mass eigenvalues at zero temperature can be approximated as

$$m_H^2(T \rightarrow 0) \simeq \begin{cases} m_a^2 & \mathcal{R}_f \ll \mathcal{R}_m^{-1} \text{ and } \mathcal{R}_m \ll 1 \\ m_\varphi^2 & \mathcal{R}_f \ll \mathcal{R}_m^{-1} \text{ and } \mathcal{R}_m \gg 1 \\ (1 + \mathcal{R}_f^2)m_\varphi^2 & \mathcal{R}_f \gg \mathcal{R}_m^{-1} \end{cases}, \quad (2.24)$$

$$m_L^2(T \rightarrow 0) \simeq \begin{cases} m_\varphi^2 & \mathcal{R}_f \ll \mathcal{R}_m^{-1} \text{ and } \mathcal{R}_m \ll 1 \\ m_a^2 & \mathcal{R}_f \ll \mathcal{R}_m^{-1} \text{ and } \mathcal{R}_m \gg 1 \\ \frac{m_a^2}{1 + \mathcal{R}_f^2} & \mathcal{R}_f \gg \mathcal{R}_m^{-1} \end{cases}. \quad (2.25)$$

Finally, the asymptotic behavior of the mixing angle at zero temperature is given by

$$\cos \xi(T \rightarrow 0) \simeq \begin{cases} \mathcal{R}_m^2 \mathcal{R}_f & \mathcal{R}_f \ll \mathcal{R}_m^{-1} \text{ and } \mathcal{R}_m \ll 1 \\ 1 - \frac{1}{2}\mathcal{R}_f^2 & \mathcal{R}_f \ll \mathcal{R}_m^{-1} \text{ and } \mathcal{R}_m \gg 1 \\ \frac{1}{\sqrt{1 + \mathcal{R}_f^2}} & \mathcal{R}_f \gg \mathcal{R}_m^{-1} \end{cases}. \quad (2.26)$$

According to Eqs. (2.21)-(2.26), we can classify the behavior of the mass eigenvalues into the four different cases as summarized in Table 1. The regions corresponding to the four cases are also shown in Fig. 2. In the following sections, only the cases (i) and (ii) are relevant for our purpose.

Table 1: Asymptotic behavior of the mass eigenstates and eigenvalues from high to low temperatures for the four different cases (i)-(iv).

Cases	a_H	a_L	$m_H(T)$	$m_L(T)$
(i) $\mathcal{R}_f \ll 1 \ll \mathcal{R}_m^{-1}$	$\varphi \rightarrow a$	$a \rightarrow -\varphi$	$m_\varphi \rightarrow m_a$	$m_a(T) \rightarrow m_\varphi$
(ii) $1 \ll \mathcal{R}_f \ll \mathcal{R}_m^{-1}$	$a \rightarrow a$	$-\varphi \rightarrow -\varphi$	$\mathcal{R}_f m_\varphi \rightarrow m_a$	$\mathcal{R}_f^{-1} m_a(T) \rightarrow m_\varphi$
(iii) $\mathcal{R}_f \ll 1$ and $\mathcal{R}_m \gg 1$	$\varphi \rightarrow \varphi$	$a \rightarrow a$	$m_\varphi \rightarrow m_\varphi$	$m_a(T) \rightarrow m_a$
(iv) $\mathcal{R}_f \gg 1$ and $\mathcal{R}_f \gg \mathcal{R}_m^{-1}$	$a \rightarrow a$	$-\varphi \rightarrow -\varphi$	$\mathcal{R}_f m_\varphi \rightarrow \mathcal{R}_f m_\varphi$	$\mathcal{R}_f^{-1} m_a(T) \rightarrow \mathcal{R}_f^{-1} m_a$

In Figs. 3 and 4, we show how the two mass eigenvalues and the mixing angle $\cos \xi$ evolve with the cosmic temperature. Among these four cases, only the case (i) exhibits a peculiar behavior that the composition of the mass eigenstates drastically changes as they evolve from high to low temperatures. Indeed, the level crossing necessarily takes places in the parameter region ($\mathcal{R}_f \ll 1 \ll \mathcal{R}_m^{-1}$) for the

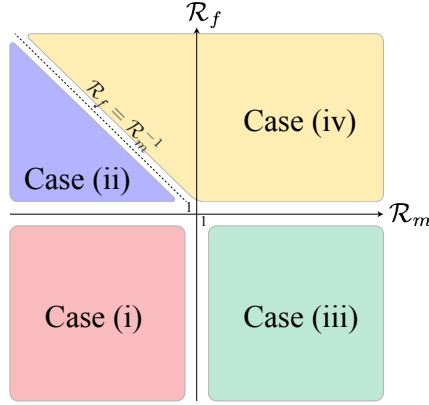


Figure 2: The regions corresponding to the cases (i)-(iv) in the $(\mathcal{R}_m, \mathcal{R}_f)$ plane on a log-log scale. The level crossing occurs mostly in the case (i). The cases (i) and (ii) are relevant for the discussion in Sec. 3.

case (i). See Eq. (2.20). From Eqs. (2.17), (2.18) and (2.19), we see that the mixing becomes maximal at the level crossing,

$$\cos \xi \big|_{T=T_{\text{lc}}} = \frac{1}{\sqrt{2}} , \quad (2.27)$$

while the mixing remains small otherwise. Furthermore, the difference between the two mass eigenvalues at the level crossing reads

$$m_H^2(T_{\text{lc}}) - m_L^2(T_{\text{lc}}) = 2\mathcal{R}_f m_\varphi^2 , \quad (2.28)$$

which becomes much smaller than m_a^2 and m_φ^2 for $\mathcal{R}_f \ll 1$ and $\mathcal{R}_m \ll 1$. As we will see in the next section, these properties are essential to realizing the adiabatic conversion between two mass eigenstates.

3 Adiabatic conversion and cosmological axion abundances

In this section, we study the cosmological evolution of the QCD axion and ALP to evaluate their densities and delineate the region in the parameter space where the sum of their contributions explain the observed DM abundance. In doing so, we clarify the conditions for the adiabatic conversion to take place, which plays an important role to determine their abundances.

3.1 Adiabatic conversion of the QCD axion and ALP

The equations of motion for a and φ are given by

$$\ddot{a} + 3H\dot{a} + m_a^2(T)f_a \sin\left(\frac{a}{f_a}\right) + \frac{m_\varphi^2 f_\varphi^2}{f_a} \sin\left(\frac{a}{f_a} + \frac{\varphi}{f_\varphi}\right) = 0 , \quad (3.1)$$

$$\ddot{\varphi} + 3H\dot{\varphi} + m_\varphi^2 f_\varphi \sin\left(\frac{a}{f_a} + \frac{\varphi}{f_\varphi}\right) = 0 . \quad (3.2)$$

Here and in what follows we focus on the evolution of the homogenous QCD axion and ALP fields in the radiation-dominated universe. For convenience, we introduce the effective angles, θ and Θ ,

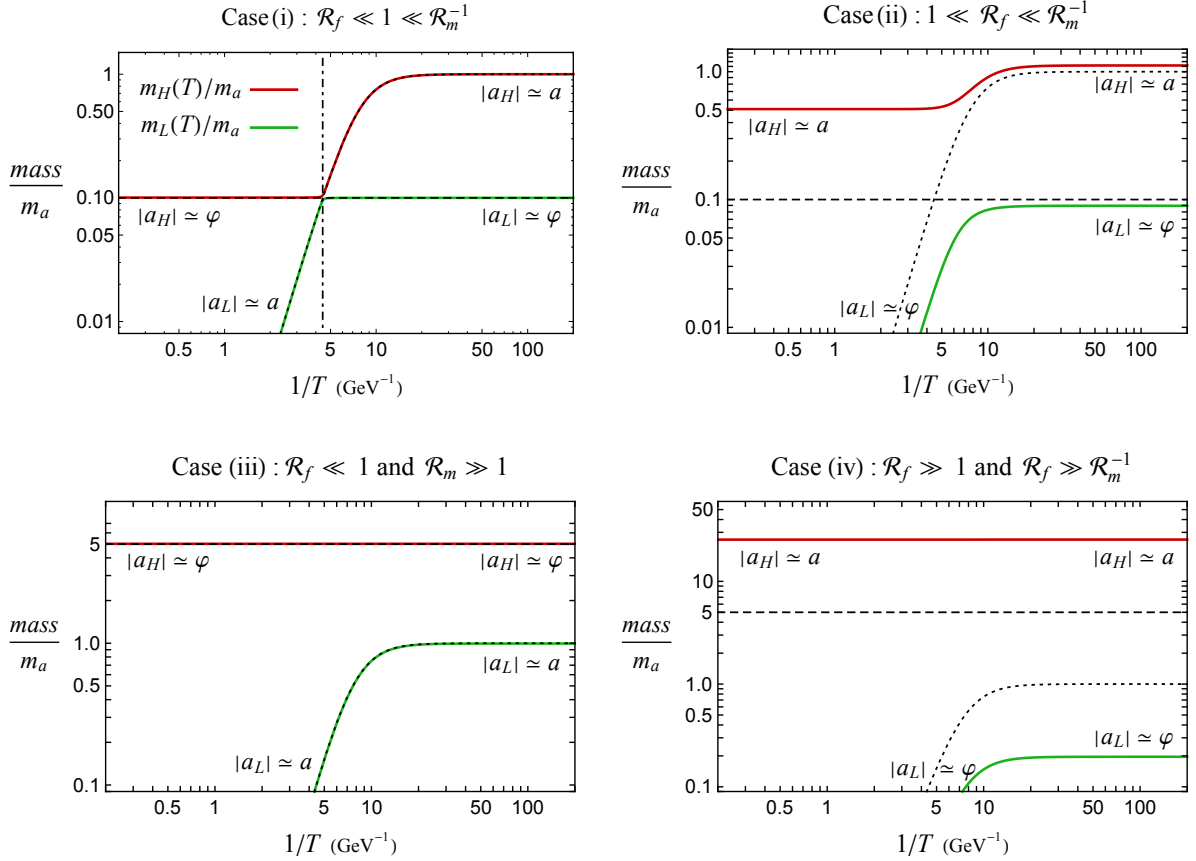


Figure 3: Evolution of the mass eigenvalues as functions of temperature. In these panels, the red (green) solid line represents the heavier (lighter) mass eigenvalue, the dotted (dashed) black line denotes $m_a(T)$ (m_φ), and the dot-dashed black line indicates the temperature at the level crossing. Here, all the masses are normalized by the zero temperature QCD axion mass, m_a . For each plot, we have set (i) $\mathcal{R}_m = 0.1, \mathcal{R}_f = 0.1$, (ii) $\mathcal{R}_m = 0.1, \mathcal{R}_f = 5$, (iii) $\mathcal{R}_m = 5, \mathcal{R}_f = 0.1$, and (iv) $\mathcal{R}_m = 5, \mathcal{R}_f = 5$, which approximately correspond to the four different cases in Table 1. (Mild hierarchies among the parameters are chosen for illustration purpose.)

defined by

$$\theta = \frac{a}{f_a}, \quad \Theta = \frac{a}{f_a} + \frac{\varphi}{f_\varphi}. \quad (3.3)$$

In terms of the effective angles, the equations of motion read

$$\ddot{\theta} + 3H\dot{\theta} + m_a^2(T) \sin \theta + m_\varphi^2 \mathcal{R}_f^2 \sin \Theta = 0, \quad (3.4)$$

$$\ddot{\Theta} + 3H\dot{\Theta} + m_a^2(T) \sin \theta + m_\varphi^2 (1 + \mathcal{R}_f^2) \sin \Theta = 0, \quad (3.5)$$

which we will numerically solve under the initial conditions, $\theta(t_0) = \theta_0, \Theta(t_0) = \Theta_0$, and $\dot{\theta}(t_0) = \dot{\Theta}(t_0) = 0$, where t_0 is some initial time well before the QCD axion or ALP starts to oscillate.

After the QCD axion and ALP start to oscillate, i.e., $H < m_L(T), m_H(T)$, the potential can be well approximated by the quadratic one since their oscillation amplitudes decrease with the cosmic expansion.⁶ Let us define the comoving axion numbers of the heavy and light mass eigenstates, N_H

⁶ This is not always the case. If the axion starts to oscillate at around the level crossing, the axion may go over

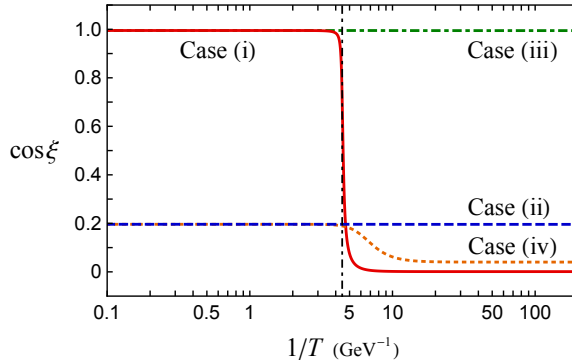


Figure 4: Evolution of the mixing angle as functions of temperature for the four different cases in Fig. 3: solid for case (i), dashed for case (ii), dash-dotted for case (iii), and dotted for case (iv).

and N_L as

$$N_H(T) \equiv \frac{\rho_H(T)}{m_H(T)s(T)}, \quad N_L(T) \equiv \frac{\rho_L(T)}{m_L(T)s(T)}, \quad (3.6)$$

where $s(T) = 2\pi^2 g_s(T) T^3/45$ is the entropy density with $g_s(T)$ being the effective entropic degrees of freedom, and $\rho_{H,L}(T)$ is the energy density of the heavy or light mass eigenstate. If there were not for the mass mixing, then both N_H and N_L would be adiabatic invariants and so they would be separately conserved. In the presence of the mixing, however, the situation is more involved since there are multiple time scales over which the potential changes. In addition to the mass eigenvalues, the mixing angle is also time-dependent, and in particular, it exhibits a very sharp transition at the level crossing (see Fig. 4).

The time evolution of the adiabatic invariants for multiple harmonic oscillators was studied in Ref. [44]. Let t_{ext} denote the typical time scale over which the oscillation frequencies change significantly. The authors of Ref. [44] studied the time evolution of the quanta number of each oscillation eigenmode (like N_H and N_L) using the Glauber variables. It was shown there that the total quanta number (which corresponds to $N_H + N_L$ in our case) is conserved if t_{ext} is much longer than the oscillation period of each eigenmode. Even in this case, each quanta number (i.e. N_H or N_L in our case) is not necessarily conserved, if t_{ext} is shorter than or comparable to the time scale determined by the difference of the angular frequencies, i.e., the beat frequency of the two harmonic oscillators.⁷

Now, let t_{ext} be the time scale over which the potential changes significantly. If there are multiple time scales, t_{ext} is chosen to be the shortest one among them. t_{ext} itself depends on time; e.g., in the case where the level crossing takes place, it is of order the Hubble time for most of the time, but it is given by the time scale for the mixing angle to change at the level crossing. Note that both time scales are proportional to the Hubble time, as the cosmic expansion is the only source of the time-dependence. Applying the above argument to the present case, the adiabatic condition for both

the potential hill at the level crossing and continue to run until it is trapped by one of the potential minima, *the axion roulette* [21, 22].

⁷ The Glauber variables are the analog of the annihilation and creation operators, (α, α^*) . They are written in terms of the canonical variables of the harmonic oscillator(s), (q, p) , as $\alpha \sim \sqrt{\omega}q + ip/\sqrt{\omega}$, where ω is the angular frequency. For a constant ω , α evolves like $\alpha \sim e^{-i\omega t}$. For multiple harmonic oscillators, the quanta number of the n -th eigenmode is given by $\alpha_n^* \alpha_n$. When the angular frequencies depend on time, $d\alpha_n/dt$ involves terms including α_m and α_m^* with $m \neq n$. Therefore, the time evolution of the quanta number of the n -th eigenmode, $d|\alpha_n|^2/dt$, naturally involves differences between the angular frequencies, $\omega_n - \omega_m$, for $m \neq n$.

N_H and N_L to be conserved reads

$$t_{\text{ext}} \gg \max \left[\frac{2\pi}{m_L(T)}, \frac{2\pi}{m_H(T) - m_L(T)} \right]. \quad (3.7)$$

In the present set-up, while $N_H + N_L$ is conserved after both the QCD axion and ALP start to oscillate, $N_H - N_L$ is not necessarily conserved. The non-conservation of $N_H - N_L$ is usually seen at the level crossing when $m_H^2 - m_L^2$ takes the minimal value.

The adiabatic conversion takes place if both N_H and N_L are separately conserved at the level crossing. At the level crossing, t_{ext} is given by

$$t_{\text{ext}} = \left| \frac{1}{\cos \xi(T)} \frac{d \cos \xi(T)}{dt} \right|_{T=T_{\text{lc}}}^{-1}. \quad (3.8)$$

The second term in the right-handed side of Eq. (3.7) gives the dominant contribution in this case, for $\mathcal{R}_f \ll 1$, it reads

$$\frac{2\pi}{m_H(T_{\text{lc}}) - m_L(T_{\text{lc}})} \simeq \frac{2\pi}{\mathcal{R}_f m_\varphi}. \quad (3.9)$$

Using Eqs. (2.4) and (2.17), and $\mathcal{R}_f \ll 1$, we derive the adiabatic condition at the level crossing as

$$\boxed{\gamma \equiv \beta \mathcal{R}_f \sqrt{\frac{m_\varphi}{H(T_{\text{lc}})}} \gg 1} \quad (3.10)$$

where we define

$$\beta \equiv \sqrt{\frac{1}{n\pi} \left[1 + \frac{1}{3} \frac{d \ln g_s(T)}{d \ln T} \right]} \Big|_{T=T_{\text{lc}}}. \quad (3.11)$$

In the previous work [20], the adiabatic condition was considered to be $m_\varphi/H(T_{\text{lc}}) \gg 1$. However, the refined condition (3.10) contains a factor of \mathcal{R}_f apart from the numerical coefficient β . This is because we have included the beat frequency in addition to the angular frequency of each mass eigenstate in the adiabatic condition. This implies that, even if $m_\varphi/H(T_{\text{lc}}) \gg 1$, the adiabatic condition could be broken if \mathcal{R}_f is sufficiently small.

Note that the adiabatic condition (3.10) makes sense only for the parameters satisfying Eq. (2.20) (or the case (i) in the previous section), since the level crossing occurs only in this case. In the other cases (ii), (iii), and (iv) (see Fig. 2 and Table 1), the original condition (3.7) is trivially satisfied after the QCD axion and ALP start to oscillate. Since the level crossing does not take place in these cases, their time evolution is simple and nothing more than just the two oscillating scalar fields.

In Fig. 5, we show our numerical results of the comoving axion numbers as functions of the temperature for several choices of the parameters satisfying Eq. (2.20). In these plots, we omit the scale in the vertical axes since the overall normalization of the comoving axion number is arbitrary. As expected, the comoving axion numbers are not conserved at the level crossing when $\gamma \lesssim 1$. (Note that they are not conserved in the second panel even if $m_\varphi/H(T_{\text{lc}}) \sim 10 \gg 1$.) The adiabatic conversion takes place in the first panel. In spite of the rapid change of the mixing angle at the level crossing, the comoving axion numbers are conserved. In this case, the quantity N_L (N_H) initially identified as the number of the QCD axion (ALP) is converted into that of the ALP (QCD axion) until the present time [see case (i) in Table 1], which affects their cosmological abundance significantly as we shall see next.

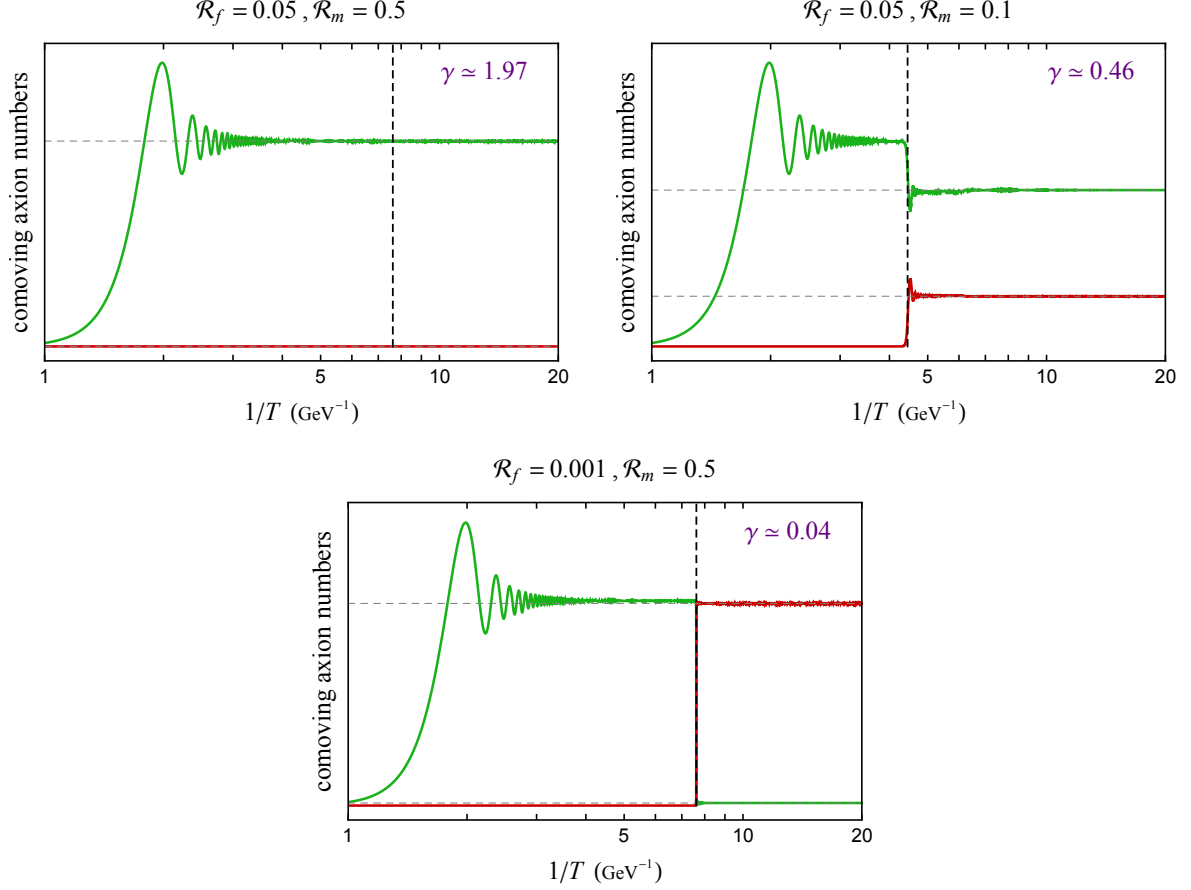


Figure 5: Evolution of the comoving axion numbers as functions of temperature for various values of the parameters satisfying Eq. (2.20). The values of γ evaluated from Eq. (3.10) is also shown. The red (green) solid line represents N_H (N_L), and the vertical dashed black line is the level crossing point defined by Eq. (2.19). Here we have fixed $\theta_0 = 1$, $\Theta_0 = 0$, and $f_a = 10^{13}$ GeV.

3.2 Dark matter abundance

Now let us evaluate the DM abundance. In our model both the QCD axion and ALP contribute to DM, and the total DM abundance is given by the sum of their contributions,

$$\Omega_{\text{DM}} h^2 = \Omega_H h^2 + \Omega_L h^2, \quad (3.12)$$

$$\Omega_H h^2 = \frac{m_H s_0}{\rho_{c,0}} N_H, \quad \Omega_L h^2 = \frac{m_L s_0}{\rho_{c,0}} N_L, \quad (3.13)$$

where $m_{H,L} \equiv m_{H,L}(T \rightarrow 0)$, and $\rho_{c,0}(s_0)$ is the present critical (entropy) density. Note that N_H and N_L in Eq. (3.13) must be evaluated well after the level crossing since the adiabatic condition may be broken during the level crossing.

The adiabatic conversion has a significant impact on the DM abundance. Let us first consider the case (i) with $\mathcal{R}_f \ll 1$ and $\mathcal{R}_m \ll 1$, as the level crossing mostly takes place in this case. We focus on the evolution of the light mass eigenstate, a_L . What is peculiar is that a_L behaves like the QCD axion before the level crossing, but it behaves like the ALP after the level crossing (see Table 1). In particular, its mass is equal to m_φ in the present universe. If the adiabatic conversion takes place at

the level crossing, the comoving axion number N_L is conserved. Therefore, the contribution of a_L to the DM abundance is smaller by the mass ratio, $\mathcal{R}_m = m_\varphi/m_a$, than without the mass mixing. This is because the QCD axion with the similar comoving number would obtain the mass m_a if there were not for the mixing.

We have numerically followed the evolution of the QCD axion and ALP for a broad range of \mathcal{R}_f and \mathcal{R}_m and calculated their abundances.⁸ In Fig. 6, we show the contours of the DM abundance, $\Omega_{\text{DM}}h^2 = 0.12, 0.5$, and 1.5 in the left panel and the contours of the relative fraction of the heavy eigenstates,

$$r_H = \frac{\Omega_H}{\Omega_L + \Omega_H}, \quad (3.14)$$

in the right panel. To see if the QCD axion abundance is indeed suppressed by the mass ratio, we adopt $f_a = 10^{13}$ GeV for which in the absence of the mass mixing the QCD axion generated by the realignment mechanism would give a too large contribution to DM unless the initial angle is smaller than unity. In other words, there would be no allowed parameter region if there were not for the mass mixing. We also adopt the initial condition $\theta_0 = 1$ and $\Theta_0 = 0$ for which a_H is already at the potential minimum at sufficiently high temperatures.⁹ This enables us to focus on the evolution of a_L . We shall see later how the results are modified for different initial conditions.

As one can see from the left panel of Fig. 6, there is a triangle-shaped region where one can explain DM. In fact, the DM is dominated by a_L except for some region near $\mathcal{R}_f = 1$ along the left boundary (see the right panel of Fig. 6). Such viable region appears (partly) due to the adiabatic conversion. We explain below how the boundary of the region is determined.

First, we notice that the viable region is fully contained in the region $\mathcal{R}_m < 1$ and $\mathcal{R}_f < \mathcal{R}_m^{-1}$, which roughly correspond to the cases (i) and (ii). We can split the region into $\mathcal{R}_f < 1$ (case (i)) and $\mathcal{R}_f > 1$ (case (ii)). Let us begin with the region with $\mathcal{R}_f < 1$. In order to suppress the axion abundance by the adiabatic conversion, the mass ratio \mathcal{R}_m needs to be less than unity. If we decrease the value of \mathcal{R}_m from unity for fixed $\mathcal{R}_f (< 1)$, at some point the suppression becomes sufficient to explain the observed DM abundance. This corresponds to the right vertical contours shown in Fig. 6. Then, if we further decrease the value of \mathcal{R}_m , the abundance becomes more suppressed, but at a certain point, the adiabatic condition becomes violated, since γ defined in Eq. (3.10) decreases as m_φ decreases for fixed \mathcal{R}_f . (Note that $H(T_{\text{lc}})$ increases as m_φ decreases.) Once the adiabatic condition is broken, N_L is no longer conserved, and its large fraction is converted to N_H . For the adopted parameters, the production of the heavy mode leads to the DM overproduction, which explains the bottom-left part of the contours. Indeed, the bottom-left boundary runs in parallel with the line of $\gamma = 1$, below which the adiabatic condition is violated. The production of the heavy mode in the region $\gamma < 1$ can also be seen in Fig. 6.

Next, let us consider the region with $\mathcal{R}_f > 1$. In this case, the level crossing does not take place and the adiabatic condition is trivial. In other words, N_H and N_L are separately conserved after both axions start to oscillate. Therefore, it is important to know when and how much those heavy and light axions are produced.

We start with the upper-right region of the triangle-shaped boundary. The heavy mass eigenvalue is given by $\mathcal{R}_f m_\varphi$ at high temperatures, and it grows as $m_a(T)$ at low temperatures. They satisfy $\mathcal{R}_f m_\varphi < m_a$ in the region we consider. Near the upper-right boundary, the heavy axion mass becomes equal to the Hubble parameter well before the temperature-dependent axion mass, $m_a(T)$, turns on. For the present choice of the initial condition, the heavy axion already sits at the potential

⁸ It is m_φ and f_φ that are actually varied in the plane of $(\mathcal{R}_m, \mathcal{R}_f)$ as we fix f_a in the following.

⁹ Precisely speaking, this is the case only if the heavy mass eigenvalue becomes equal to the Hubble parameter before the temperature-dependent axion mass $m_a(T)$ becomes relevant.

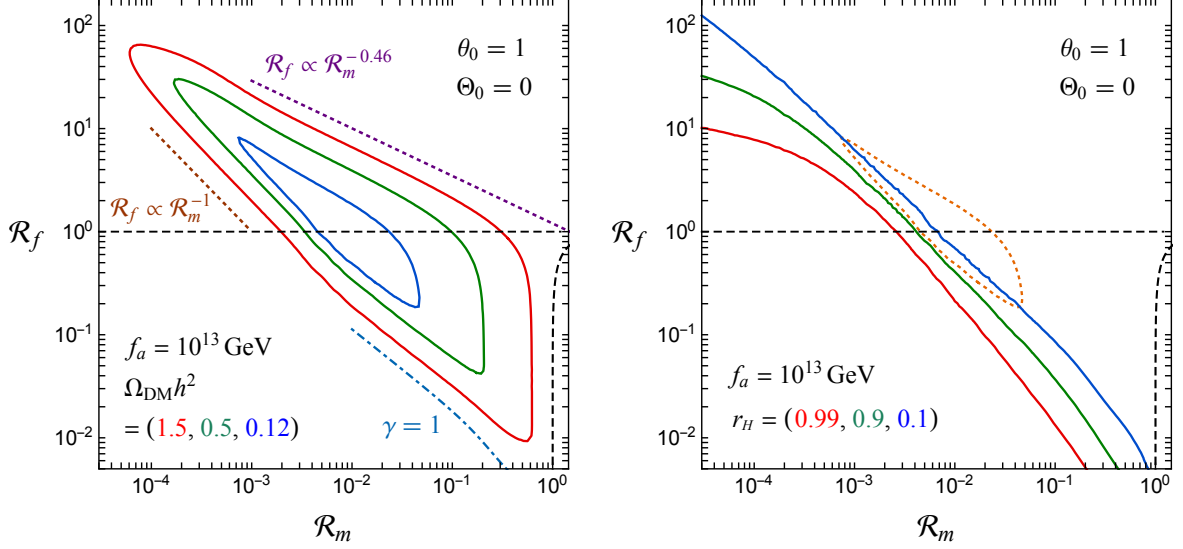


Figure 6: Contours of the DM abundance $\Omega_{\text{DM}} h^2 = 1.5, 0.5$, and 0.12 (left) from outermost to innermost and the relative fraction of the heavy axion $r_H = 0.99, 0.9$, and 0.1 (right) from left to right. We set $f_a = 10^{13}$ GeV and adopt the initial condition $\theta_0 = 1$ and $\Theta_0 = 0$. In both panels, we also show the condition (2.20) for the level crossing as the black dashed line. In the left panel, we show the adiabatic condition $\gamma = 1$, $\mathcal{R}_f \propto \mathcal{R}_m^{-0.46}$, and $\mathcal{R}_f \propto \mathcal{R}_m^{-1}$, which explain the shape of the contours (see the text). In the right panel, the orange dashed contour represents $\Omega_{\text{DM}} h^2 = 0.12$.

minimum (in the limit of $m_a(T) \rightarrow 0$), and so, the heavy axion has a negligible abundance. This can also be seen in the right panel of Fig. 6. So let us focus on the light axion whose mass evolves as $\mathcal{R}_f^{-1} m_a(T)$ at high temperatures, and asymptotes to m_φ at low temperatures. When the light axion mass becomes comparable to the Hubble parameter, the light axion starts to oscillate. Let us denote as H_{osc} the Hubble parameter at the onset of the oscillation. Afterwards, $N_L \propto H_{\text{osc}}^{-1/2} f_\varphi^2$ is conserved. Therefore, the DM abundance is proportional to $m_\varphi H_{\text{osc}}^{-1/2} f_\varphi^2 \propto m_\varphi f_\varphi^{(2n+5)/(n+2)}$, where $n = 4.08$ is given in Eq. (2.4). This explains the dependence of the upper-right boundary, $\mathcal{R}_f \propto \mathcal{R}_m^{-0.46}$.

Finally, let us consider what happens if one decreases \mathcal{R}_m from the upper-right boundary for a fixed \mathcal{R}_f . In this case, the heavy axion mass becomes lighter, and at a certain point, it becomes equal to the Hubble parameter after the QCD axion mass turns on. So it starts to oscillate when $m_a(T) \sim H$, and it oscillates along the QCD axion a . For $f_a = 10^{13}$ GeV, thus produced QCD axion exceeds the observed DM abundance for the oscillation amplitude of order unity, and therefore, there will be no allowed region once the heavy axion starts to oscillate when $m_a(T) \sim H$. The critical point is where $\mathcal{R}_f m_\varphi \sim m_a(T) \sim H$. Since the middle and right-handed side of this relation are independent of f_φ or m_φ , the upper-left boundary satisfies $\mathcal{R}_f \propto \mathcal{R}_m^{-1}$. Around the critical point, the heavy axion is slightly produced by the realignment mechanism explained above. Since the boundary is determined by the heavy axion abundance, it sensitively depends on the initial condition in contrast to the other boundaries. We will see below how this boundary is modified for different initial conditions.

In the right panel of Fig. 6, we show the contours of $r_H = 0.99, 0.9$, and 0.1 , as well as the contour of $\Omega_{\text{DM}} = 0.12$ (orange dashed line). If one looks at the left-boundary of the dashed line, one can see that the fraction of the heavy axion increases from 0.1 to 0.9 as \mathcal{R}_f increases to unity, and then decreases from 0.9 to 0.1 as \mathcal{R}_f further increases from unity. This behavior may be understood as

follows.¹⁰ For $\mathcal{R}_f \lesssim 1$, the light axion abundance becomes more suppressed as \mathcal{R}_m decreases, and so, the heavy axion needs to compensate it to explain the observed DM abundance. This explains why r_H increases along the orange dashed line as \mathcal{R}_f increases (or \mathcal{R}_m decreases). On the other hand, for $\mathcal{R}_f \gtrsim 1$, the light axion abundance is proportional to $m_\varphi f_\varphi^{(2n+5)/(n+2)}$, which increases along the orange dashed line which scales as $\mathcal{R}_f \propto \mathcal{R}_m^{-1}$. Therefore, the heavy axion fraction decreases along the orange dashed line as \mathcal{R}_f increases (or \mathcal{R}_m decreases). The heavy axion can be produced either by the weak violation of the adiabatic condition or by a small contribution of the realignment mechanism.

In Fig. 7 we show the contours of $\Omega_{\text{DM}} h^2 = 0.12$ for different values of $f_a = (3, 5, 10) \times 10^{12}$ GeV. The region expands as f_a decreases since the required suppression of the axion abundance becomes smaller.

We show the contour of $\Omega_{\text{DM}} h^2 = 2$ for different initial conditions in Fig. 8. To ease the comparison we choose such initial conditions that only the heavy axion is varied, while the light one along the minimum of the potential (2.12) remains the same. This is realized by varying Θ_0 with $\theta_0 = 1 + [\mathcal{R}_f^2/(1 + \mathcal{R}_f^2)]\Theta_0$. As one can see from Fig. 8, the boundaries are almost the same for the three cases where they are determined by the light axion abundance. The exception is the left boundary with $\mathcal{R}_f > 1$ where it is determined by the heavy axion abundance. For $\Theta_0 = 0.3$, the heavy axion abundance increases relative to $\Theta_0 = 0$, since its effective amplitude is determined by θ_0 . For $\Theta_0 = -0.3$, the heavy axion abundance decreases relative to $\Theta_0 = 0$, and the total abundance falls short of $\Omega_{\text{DM}} h^2 = 2$. This explains the behavior of the blue dotted line in Fig. 8. In the region between the blue dotted lines, the DM abundance is approximately constant, and it is given by $\Omega_{\text{DM}} h^2 \simeq 1.2$. This is because the DM is dominated by the heavy axion, i.e. the QCD axion whose abundance is independent of m_φ and f_φ . We have also confirmed that the boundaries of the contours of $\Omega_{\text{DM}} h^2 = 0.12$ are almost the same except for a slight change in the left boundary with $\mathcal{R}_f > 1$. Therefore, our results are robust against the choice of different initial conditions.

In summary, the adiabatic conversion suppresses the axion abundance by the mass ratio, which can expand the viable parameter space. In particular, even for a moderately large QCD axion decay constant which usually leads to the overproduction of the QCD axion by the realignment mechanism, there appears a viable parameter region where one can explain the observed DM. For this, the ALP mass must be smaller than the QCD axion mass, while the ALP decay constant can be a few orders of magnitude smaller than the QCD axion.

4 Implications for the axion search experiments

Many axion search experiments rely on the axion coupling to photons, which is induced by loop diagrams. From Eqs. (2.7) and (2.10), the Lagrangian describing the interactions between the axions and photons is given as

$$\mathcal{L}_{\text{axion-}\gamma\text{-}\gamma} = -\frac{\alpha}{8\pi} \left(C_{a\gamma} \frac{a}{f_a} + C_{\varphi\gamma} \frac{\varphi}{f_\varphi} \right) F_{\mu\nu} \tilde{F}^{\mu\nu} \quad (4.1)$$

$$= -\frac{1}{4} (g_{L\gamma\gamma} a_H + g_{H\gamma\gamma} a_L) F_{\mu\nu} \tilde{F}^{\mu\nu}, \quad (4.2)$$

where $g_{H\gamma\gamma}$ and $g_{L\gamma\gamma}$ are the coupling constants in the mass eigenbasis,

$$g_{L\gamma\gamma} = \frac{\alpha}{2\pi f_a} \left(C_{a\gamma} \cos \xi_0 - C_{\varphi\gamma} \frac{\sin \xi_0}{\mathcal{R}_f} \right), \quad g_{H\gamma\gamma} = \frac{\alpha}{2\pi f_a} \left(C_{a\gamma} \sin \xi_0 + C_{\varphi\gamma} \frac{\cos \xi_0}{\mathcal{R}_f} \right), \quad (4.3)$$

¹⁰ While our estimate on the axion abundance could be modified near $\mathcal{R}_f = 1$ as this is the boundary of the cases (i) and (ii), the interpretation given here should hold when \mathcal{R}_f much larger or smaller than unity.

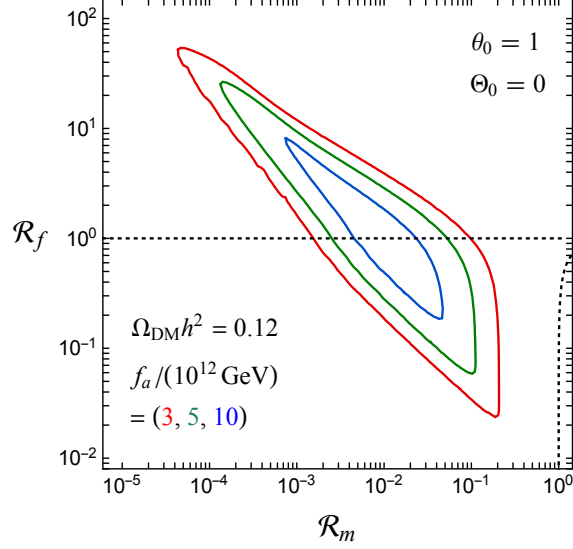


Figure 7: Contours of the DM abundance $\Omega_{\text{DM}} h^2 = 0.12$ for $f_a = (3, 5, 10) \times 10^{12} \text{ GeV}$ and the initial conditions $\theta_0 = 1$ and $\Theta_0 = 0$.

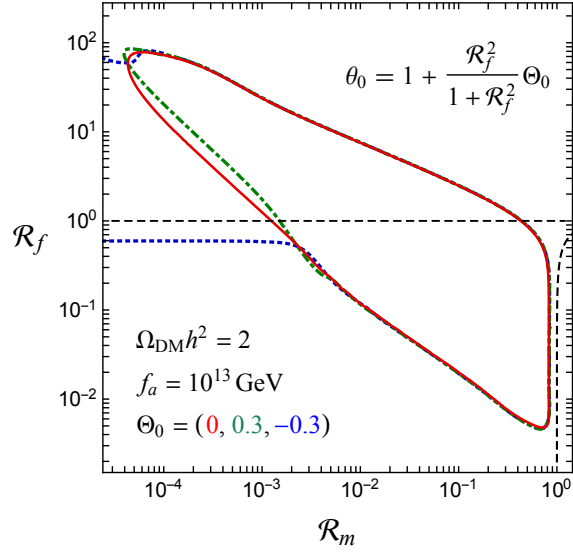


Figure 8: Contours of the DM abundance $\Omega_{\text{DM}} h^2 = 2$ for different initial conditions, $\Theta_0 = -0.3, 0$, and 0.3 . We also vary θ_0 as $\theta_0 = 1 + [\mathcal{R}_f^2/(1 + \mathcal{R}_f^2)]\Theta_0$, and adopt $f_a = 10^{13} \text{ GeV}$. The choice of $\Omega_{\text{DM}} h^2 = 2$ is for illustration purpose. The contours of $\Omega_{\text{DM}} h^2 = 0.12$ for the above initial conditions look very similar, implying that our results are robust.

where we have defined $\xi_0 \equiv \xi(T \rightarrow 0)$. In our numerical study, we adopt $C_{a\gamma} = C_{\varphi\gamma} = 1$ as fiducial values.

We map the viable regions in Fig. 7 into the plane of $(m_L, g_{L\gamma\gamma})$ using Eqs. (4.3) and (2.15). The result is shown in Fig. 9, together with various experimental and astrophysical limits on the axion-

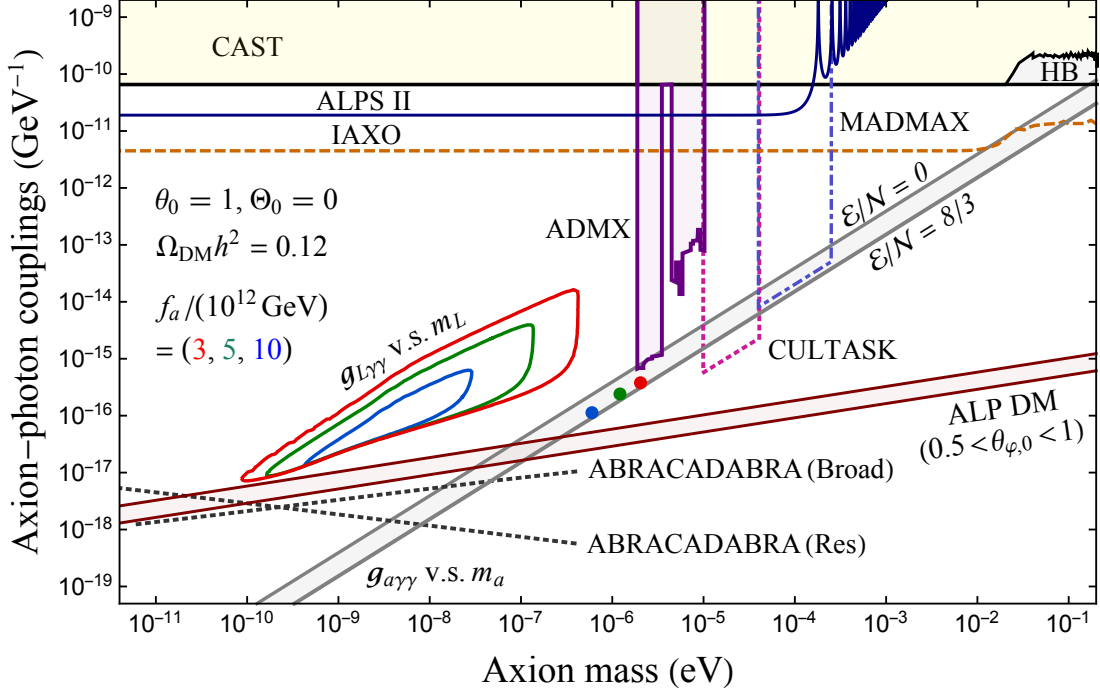


Figure 9: The predicted axion-photon couplings as a function of the light axion mass for $f_a = (3, 5, 10) \times 10^{12}$ GeV. Red, green, and blue lines represent the predictions for the mass and coupling of the light axion, and dots represent the corresponding ones of the heavy axion. We also show experimental and astrophysical constraints on the coupling, projected sensitivities of future experiments, the QCD axion coupling with $\mathcal{E}/\mathcal{N} = 0$ and $8/3$ (see Eq. (2.7)), and the region where the ALP explains DM without a mass mixing (brown diagonal band).

photon coupling as a function of the axion mass. We show the current constraints by ADMX [45–47] and CAST [48] and the future sensitivity regions by CULTASK [49], MADMAX [50], ABRACADABRA [51], ALPS II [52], and IAXO [53]. For comparison, we show as the brown diagonal band the ALP-photon coupling $g_{\varphi\gamma\gamma}$ with $C_{\varphi\gamma} = 1$ where the ALP abundance (2.11) explains DM for the initial angle between 0.5 and 1. The gray solid diagonal lines show the QCD axion-photon coupling $g_{a\gamma\gamma}$ with $\mathcal{E}/\mathcal{N} = 0$ for the KSVZ model [54, 55] and $\mathcal{E}/\mathcal{N} = 8/3$ for the DFSZ model [56, 57].

As expected, the axion-photon coupling in our model is enhanced by a few orders of magnitude compared with the prediction of the single ALP DM shown as the brown band. Note that the sum of the QCD axion and ALP abundances explain DM on the contours. The QCD axion exists, but its abundance is suppressed due to the adiabatic conversion. The enhancement of the ALP-photon coupling is advantageous for the next generation axion-DM search experiments such as ABRACADABRA [51]. We also note that the three contours have an overlapping on the bottom of the triangle region. This is because here the mixing angle is so small, $\cos \xi_0 \simeq 0$ and $\sin \xi_0 \simeq 1$, that $|g_{L\gamma\gamma}| \simeq \alpha/(2\pi f_\varphi)$ is independent of f_a . (The contours in Fig. 7 were for different values of f_a). The smallness of the mixing angle also implies that the ALP-nucleon couplings are suppressed, which makes it difficult to detect DM in experiments that make use of nucleon couplings.

5 Discussion and Conclusions

So far we have assumed that the QCD axion and ALP are spatially homogeneous, but they can acquire quantum fluctuations during inflation, which induce isocurvature perturbations. There is a stringent limit on the isocurvature perturbations [58]. The isocurvature perturbation of the QCD axion is usually given by the ratio of the Hubble parameter during inflation to the decay constant, and one way to satisfy the isocurvature limit is to consider low-scale inflation. In our scenario, we can explain the DM abundance for a larger f_a compared to the case without the mass mixing, the isocurvature constraint on the inflation scale can be relaxed. In the case without the mass mixing, the ALP coupling to photons can be enhanced by considering the anharmonic effect. However, it simultaneously enhances the isocurvature perturbation as well as its non-Gaussianity [40].

Another way to avoid the isocurvature limit is to assume that the corresponding global U(1) symmetries are restored during or after inflation. In this case, topological defects such as cosmic strings and domain walls are formed after the symmetries get spontaneously broken. In the presence of multiple axions with the mass mixings, the strings and walls are considered to form a complicated network [59, 60]. Such a structure naturally appears in the QCD axion with a clockwork (or alignment) structure [61, 62]. In the present model, however, we have only two axions, and the two kinds of the cosmic strings will be attached to each other once the heavy axion starts to oscillate and domain walls are formed. If $m_\varphi \gg m_a$, they behave as the ordinary cosmic strings for the QCD axion, and the subsequent evolution is similar to the usual scenario without the mass mixing. On the other hand, if $m_\varphi < m_a$, one needs to consider both the string dynamics and the adiabatic conversion during and after the QCD phase transition, which is beyond the scope of this paper.

In this paper, we have studied the scenario where the QCD axion and ALP have a mass mixing, focusing on the adiabatic conversion between them. We have fully explored the parameter space to find the condition for the level crossing to take place, and refined the adiabatic condition for the comoving axion numbers, N_H and N_L , to be separately conserved. Compared to the previous work [20], we have found that the adiabatic condition involves the ratio of the decay constants, f_φ/f_a , and numerically confirmed that our refined condition indeed provides the boundary of the viable parameter region where the DM is explained by the QCD axion and ALP. In the latter part of this paper, we considered a scenario where the DM mainly consists of the ALP produced by the adiabatic conversion. We have shown that the adiabatic conversion indeed suppresses the axion abundance by the mass ratio, opening up a new parameter space, which was impossible without the mixing unless the initial angles are fine-tuned or temperature dependence of the ALP mass is introduced. Interestingly, the ALP has a larger coupling to photons in the new parameter region compared to the conventional scenario without the mixing for the same mass range. In this scenario, both the QCD axion and ALP will be within the reach of the future axion search experiments.

Acknowledgments

We thank Andreas Ringwald and Georg Raffelt for useful comments. F.T. thanks the hospitality of MIT Center for Theoretical Physics where a part of this work was done. K.S. acknowledges partial support by the Deutsche Forschungsgemeinschaft through Grant No. EXC 153 (Excellence Cluster “Universe”) and Grant No. SFB 1258 (Collaborative Research Center “Neutrinos, Dark Matter, Messengers”) as well as by the European Union through Grant No. H2020-MSCA-ITN-2015/674896 (Innovative Training Network “Elusives”). This work is partially supported by JSPS KAKENHI Grant Numbers JP15H05889 (F.T.), JP15K21733 (F.T.), JP17H02878 (F.T.), and JP17H02875 (F.T.), Leading Young Researcher Overseas Visit Program at Tohoku University (F.T.), and by World Premier International Research Center Initiative (WPI Initiative), MEXT, Japan (F.T.).

References

- [1] B. Graner, Y. Chen, E. G. Lindahl and B. R. Heckel, Phys. Rev. Lett. **116**, no. 16, 161601 (2016) Erratum: [Phys. Rev. Lett. **119**, no. 11, 119901 (2017)] [arXiv:1601.04339 [physics.atom-ph]].
- [2] R. D. Peccei and H. R. Quinn, Phys. Rev. Lett. **38**, 1440 (1977).
- [3] R. D. Peccei and H. R. Quinn, Phys. Rev. D **16**, 1791 (1977).
- [4] S. Weinberg, Phys. Rev. Lett. **40**, 223 (1978).
- [5] F. Wilczek, Phys. Rev. Lett. **40**, 279 (1978).
- [6] J. Preskill, M. B. Wise and F. Wilczek, Phys. Lett. B **120**, 127 (1983).
- [7] L. F. Abbott and P. Sikivie, Phys. Lett. B **120**, 133 (1983).
- [8] M. Dine and W. Fischler, Phys. Lett. B **120**, 137 (1983).
- [9] A. Arvanitaki, S. Dimopoulos, S. Dubovsky, N. Kaloper and J. March-Russell, Phys. Rev. D **81**, 123530 (2010) [arXiv:0905.4720 [hep-th]].
- [10] M. Cicoli, M. Goodsell and A. Ringwald, JHEP **1210**, 146 (2012) [arXiv:1206.0819 [hep-th]].
- [11] D. Cadamuro and J. Redondo, JCAP **1202**, 032 (2012) [arXiv:1110.2895 [hep-ph]].
- [12] P. Arias, D. Cadamuro, M. Goodsell, J. Jaeckel, J. Redondo and A. Ringwald, JCAP **1206**, 013 (2012) [arXiv:1201.5902 [hep-ph]].
- [13] J. E. Kim and G. Carosi, “Axions and the Strong CP Problem,” Rev. Mod. Phys. **82**, 557 (2010) [arXiv:0807.3125 [hep-ph]].
- [14] O. Wantz and E. P. S. Shellard, “Axion Cosmology Revisited,” Phys. Rev. D **82**, 123508 (2010) [arXiv:0910.1066 [astro-ph.CO]].
- [15] A. Ringwald, “Exploring the Role of Axions and Other WISPs in the Dark Universe,” Phys. Dark Univ. **1**, 116 (2012) [arXiv:1210.5081 [hep-ph]].
- [16] M. Kawasaki and K. Nakayama, “Axions: Theory and Cosmological Role,” Ann. Rev. Nucl. Part. Sci. **63**, 69 (2013) [arXiv:1301.1123 [hep-ph]].
- [17] D. J. E. Marsh, “Axion Cosmology,” Phys. Rept. **643**, 1 (2016) [arXiv:1510.07633 [astro-ph.CO]].
- [18] I. G. Irastorza and J. Redondo, arXiv:1801.08127 [hep-ph].
- [19] C. T. Hill and G. G. Ross, Nucl. Phys. B **311**, 253 (1988).
- [20] N. Kitajima and F. Takahashi, JCAP **1501**, no. 01, 032 (2015) [arXiv:1411.2011 [hep-ph]].
- [21] R. Daido, N. Kitajima and F. Takahashi, Phys. Rev. D **92**, no. 6, 063512 (2015) [arXiv:1505.07670 [hep-ph]].
- [22] R. Daido, N. Kitajima and F. Takahashi, Phys. Rev. D **93**, no. 7, 075027 (2016) [arXiv:1510.06675 [hep-ph]].

- [23] L. Wolfenstein, Phys. Rev. D **17**, 2369 (1978).
- [24] S. P. Mikheev and A. Y. Smirnov, Sov. J. Nucl. Phys. **42**, 913 (1985) [Yad. Fiz. **42**, 1441 (1985)].
- [25] S. P. Mikheev and A. Y. Smirnov, Nuovo Cim. C **9**, 17 (1986).
- [26] G. Grilli di Cortona, E. Hardy, J. Pardo Vega and G. Villadoro, JHEP **1601**, 034 (2016) [arXiv:1511.02867 [hep-ph]].
- [27] S. Borsanyi *et al.*, Nature **539**, no. 7627, 69 (2016) [arXiv:1606.07494 [hep-lat]].
- [28] E. Berkowitz, M. I. Buchoff and E. Rinaldi, Phys. Rev. D **92**, no. 3, 034507 (2015) [arXiv:1505.07455 [hep-ph]].
- [29] P. Petreczky, H. P. Schadler and S. Sharma, Phys. Lett. B **762**, 498 (2016) [arXiv:1606.03145 [hep-lat]].
- [30] J. Frison, R. Kitano, H. Matsufuru, S. Mori and N. Yamada, JHEP **1609**, 021 (2016) [arXiv:1606.07175 [hep-lat]].
- [31] Y. Taniguchi, K. Kanaya, H. Suzuki and T. Umeda, Phys. Rev. D **95**, no. 5, 054502 (2017) [arXiv:1611.02411 [hep-lat]].
- [32] C. Bonati, M. D'Elia, M. Mariti, G. Martinelli, M. Mesiti, F. Negro, F. Sanfilippo and G. Villadoro, JHEP **1603**, 155 (2016) [arXiv:1512.06746 [hep-lat]].
- [33] T. Hiramatsu, M. Kawasaki, K. Saikawa and T. Sekiguchi, Phys. Rev. D **85**, 105020 (2012) Erratum: [Phys. Rev. D **86**, 089902 (2012)] [arXiv:1202.5851 [hep-ph]].
- [34] M. Kawasaki, K. Saikawa and T. Sekiguchi, Phys. Rev. D **91**, no. 6, 065014 (2015) [arXiv:1412.0789 [hep-ph]].
- [35] L. Fleury and G. D. Moore, JCAP **1601**, 004 (2016) [arXiv:1509.00026 [hep-ph]].
- [36] V. B. Klaer and G. D. Moore, JCAP **1711**, no. 11, 049 (2017) [arXiv:1708.07521 [hep-ph]].
- [37] M. Gorghetto, E. Hardy and G. Villadoro, arXiv:1806.04677 [hep-ph].
- [38] M. Kawasaki, T. Sekiguchi, M. Yamaguchi and J. Yokoyama, arXiv:1806.05566 [hep-ph].
- [39] G. Ballesteros, J. Redondo, A. Ringwald and C. Tamarit, JCAP **1708**, no. 08, 001 (2017) [arXiv:1610.01639 [hep-ph]].
- [40] T. Kobayashi, R. Kurematsu and F. Takahashi, JCAP **1309**, 032 (2013) [arXiv:1304.0922 [hep-ph]].
- [41] R. Mayle, J. R. Wilson, J. R. Ellis, K. A. Olive, D. N. Schramm and G. Steigman, Phys. Lett. B **203**, 188 (1988).
- [42] G. Raffelt and D. Seckel, Phys. Rev. Lett. **60**, 1793 (1988).
- [43] M. S. Turner, Phys. Rev. Lett. **60**, 1797 (1988).
- [44] M. Devaud, V. Leroy, J-C. Bacri, and T. Hocquet, <https://hal.archives-ouvertes.fr/hal-00197565>, 2007.

- [45] S. J. Asztalos *et al.* [ADMX Collaboration], Phys. Rev. D **69**, 011101 (2004) [astro-ph/0310042].
- [46] S. J. Asztalos *et al.* [ADMX Collaboration], Phys. Rev. Lett. **104**, 041301 (2010) [arXiv:0910.5914 [astro-ph.CO]].
- [47] G. Carosi, A. Friedland, M. Giannotti, M. J. Pivovarov, J. Ruz and J. K. Vogel, arXiv:1309.7035 [hep-ph].
- [48] V. Anastassopoulos *et al.* [CAST Collaboration], Nature Phys. **13** (2017) 584 [arXiv:1705.02290 [hep-ex]].
- [49] E. Petrakou [CAPP/IBS Collaboration], EPJ Web Conf. **164**, 01012 (2017) [arXiv:1702.03664 [physics.ins-det]].
- [50] A. Caldwell *et al.* [MADMAX Working Group], Phys. Rev. Lett. **118**, no. 9, 091801 (2017) [arXiv:1611.05865 [physics.ins-det]].
- [51] Y. Kahn, B. R. Safdi and J. Thaler, Phys. Rev. Lett. **117**, no. 14, 141801 (2016) [arXiv:1602.01086 [hep-ph]].
- [52] R. Bähre *et al.*, JINST **8**, T09001 (2013) [arXiv:1302.5647 [physics.ins-det]].
- [53] E. Armengaud *et al.*, JINST **9**, T05002 (2014) [arXiv:1401.3233 [physics.ins-det]].
- [54] J. E. Kim, Phys. Rev. Lett. **43**, 103 (1979).
- [55] M. A. Shifman, A. I. Vainshtein and V. I. Zakharov, Nucl. Phys. B **166**, 493 (1980).
- [56] M. Dine, W. Fischler and M. Srednicki, Phys. Lett. **104B**, 199 (1981).
- [57] A. R. Zhitnitsky, Sov. J. Nucl. Phys. **31**, 260 (1980) [Yad. Fiz. **31**, 497 (1980)].
- [58] P. A. R. Ade *et al.* [Planck Collaboration], Astron. Astrophys. **594**, A20 (2016) [arXiv:1502.02114 [astro-ph.CO]].
- [59] T. Higaki, K. S. Jeong, N. Kitajima, T. Sekiguchi and F. Takahashi, JHEP **1608**, 044 (2016) [arXiv:1606.05552 [hep-ph]].
- [60] A. J. Long, arXiv:1803.07086 [hep-ph].
- [61] T. Higaki, K. S. Jeong, N. Kitajima and F. Takahashi, Phys. Lett. B **755**, 13 (2016) [arXiv:1512.05295 [hep-ph]].
- [62] T. Higaki, K. S. Jeong, N. Kitajima and F. Takahashi, JHEP **1606**, 150 (2016) [arXiv:1603.02090 [hep-ph]].