

An Influence Network Model to Study Discrepancies in Expressed and Private Opinions [★]

Mengbin Ye ^a, Yuzhen Qin ^b, Alain Govaert ^b, Brian D.O. Anderson ^{a,c,d}, Ming Cao ^b

^a*Research School of Engineering, the Australian National University, Canberra, A.C.T. 2601, Australia*

^b*Faculty of Mathematics and Natural Sciences, University of Groningen, The Netherlands*

^c*School of Automation, Hangzhou Dianzi University, Hangzhou 310018, China*

^d*Data61-CSIRO, Canberra, A.C.T. 2601, Australia*

Abstract

In many social situations, a discrepancy arises between an individual's private and expressed opinions on a given topic. Motivated by Solomon Asch's seminal experiments on social conformity and other related socio-psychological works, we propose a novel opinion dynamics model to study how such a discrepancy can arise in general social networks of interpersonal influence. Each individual in the network has *both a private and an expressed opinion*: an individual's private opinion evolves under social influence from the expressed opinions of the individual's neighbours, while the individual determines his or her expressed opinion under a pressure to conform to the group average opinion, termed the *public opinion*. General conditions on the network that guarantee exponentially fast convergence of the opinions to a limit are obtained. Further analysis of the limit yields several semi-quantitative conclusions, which have insightful social interpretations, including the establishing of conditions that ensure every individual in the network has such a discrepancy. Last, we show the generality and validity of the model by using it to explain and predict the results of Solomon Asch's seminal experiments.

Key words: opinion dynamics; social network analysis; networked systems; agent-based model; conformity

1 Introduction

The study of dynamic models of opinion evolution on social networks has recently become of particular interest to the systems and control community. Most models are agent-based, in which the opinion(s) of each individual (agent) evolve via interaction and communication of opinions with neighbouring individuals; such models share many similarities and parallels with works on coordination of multi-agent systems. Models of opinion evolution have also greatly interested researchers from sociology, computer science, and physics, among others. In this paper, we are interested in developing an opinion dynamics model as a general theoretical framework to study how discrepancies in individuals' private and ex-

pressed opinions arise due to conformity, stubbornness, and interpersonal influence in arbitrary social networks. The aim is to bridge the current gap between existing static models on conformity and dynamic models of interpersonal influence, and we will therefore make no attempt to review the vast number of other models that are designed to capture other social phenomena. We refer the reader to [1,2] for tutorials from the systems and control perspective, and [3] for a survey of opinion dynamics models from the sociology community.

Discrepancies in the private and expressed opinions of individuals can arise in many situations. Over one third of jurors in criminal trials would have, privately, voted against the final decision of their jury [4]. Large differences between the civilian population's private and expressed opinions can create discontent and tension, a factor associated with the Arab Spring movement [5] and the fall of the Soviet Union [6]. Access to the public action of individuals, without being able to observe their thoughts, can create informational cascades where all successive individuals select the wrong action [7]. In-

[★] This paper was not presented at any IFAC meeting. Corresponding author: M. Ye.

Email addresses: mengbin.ye@anu.edu.au (Mengbin Ye), y.z.qin@rug.nl (Yuzhen Qin), a.govaert@rug.nl (Alain Govaert), brian.anderson@anu.edu.au (Brian D.O. Anderson), m.cao@rug.nl (Ming Cao).

terest in such discrepancies has been sustained over the years, in no small part due to the wide range of scenarios in which it can be encountered (the above gives but a small sample). Furthermore, a variety of phenomena of interest can be linked to such discrepancies, from pluralistic ignorance (where individuals privately reject a view but believe the majority of other individuals accept it) [8], to the “spiral of silence” [9,21], and enforcement of unpopular social norms [10,11]. Whether occurring in a jury panel, a company boardroom or in the general population for a sensitive political issue, the potential societal ramifications of large and persistent discrepancies in private and expressed opinions are clear, and serve as a key motivator for our investigations.

1.1 Conformity: Empirical Data and Static Models

One common reason such discrepancies arise is a pressure on an individual to conform in a group situation; formal study of such phenomena goes back over six decades. In 1951, Solomon E. Asch’s seminal paper [12] showed that for some individuals, their public support for an indisputable fact could be distorted due to the pressure to conform to a unanimous group of others opposing this fact. Other individuals publicly conceded to the group, but privately supported the fact, while yet others were uninfluenced by the unanimous group and maintained public support for the fact. Asch’s work was among the many studies examining the effects of pressures to conform to the group standard or opinion, using both controlled laboratory experiments and data gathered from field studies. Many of the lab experiments focus on Asch-like studies, perhaps with various modifications, such as adjusting the size of the unanimous majority. A meta-analysis of 125 such studies was presented in [13]. Other studies found that high productivity factory workers can be pressured to lower their production rates to conform with factory averages [14]. Pluralistic ignorance, often due to normative pressures to conform [8], occurs among university students concerning their attitudes to alcohol drinking culture on campus [15], and among white Americans, concerning their attitudes to racial segregation in the 1960s [16].

Driven by the empirical data, theoretical models of conformity were developed to explain and model the observations. With a focus on the seminal Asch experiments, a number of *static* models were proposed to describe a single individual conforming to a unanimous majority, including the Social Influence Model [17], Other-Total Ratio [18], and Norm Influence Model [19]. These models have some common limitations. They cannot be easily generalised to more complicated scenarios, such as multiple large groups influencing one individual, nor can the models take into account *social networks*, in which individuals only interact with a few neighbours as opposed to every other person in the group, even though network topology has been identified as playing a large role in

how opinions and norms spread over larger groups [20]. Importantly, these *static* models are *unable to capture temporal aspects of conformity*, which can be significant. The “spiral of silence” [9,21] focuses on how individuals may become less willing to express opinions *due to the majority’s views shifting over time*, while Prentice and Miller [22] observed that “many consequences of pluralistic ignorance occur *over time* ... lead individuals to change their personal beliefs and opinions”.

1.2 Agent-Based Opinion Dynamics Models

Agent-based models (ABMs) have proved to be both versatile and powerful, being able to describe a variety of different social phenomena by combining agent-level dynamics with network-level interactions, and their analysis allows the identification and explanation of the network properties and socio-psychological processes that give rise to different phenomena over a network. The seminal French–DeGroot model [23,24] showed that a network of individuals can reach a consensus of opinions via weighted averaging of their opinions, a mechanism modelling “social influence”. Indeed, the term “influence network” arose to reflect the social influence exerted via the interpersonal network. Bounded-confidence models [25] were used to capture homophily, which is the tendency for individuals to only interact with those having a similar opinion; the network could split into clusters of individuals who within each cluster had the same final opinion value. The roles of bias assimilation [26], social distancing [27], and antagonistic interactions [28,29] in polarising the opinions in the social network have also been studied. Individuals who remain somewhat attached to their initial opinions were introduced in the Friedkin–Johnsen model [30] to explain the persistent disagreements observed in real communities. However, a key assumption in most existing ABMs (including those above), is that *each individual has a single opinion* for a given topic of discussion. These models are unable to capture phenomena in which an individual holds, for the same topic, a private opinion different to the opinion he or she expresses.

A few ABMs do exist in which each agent has both an expressed opinion and a private opinion for the same topic. The work [10] studies norm enforcement and assumes that each individual has two binary variables representing private and public acceptance or rejection of a norm. While binary variables work well to capture norm enforcement, we are motivated to consider opinions as continuous variables to better capture *differences* in expressed and private opinions, and because for many topics, an individual’s opinion can range in its intensity. The Influence, Susceptibility, and Conformity (ISC) model [31] assumes each agent has expressed and private opinions taking on values in a continuous interval. However, the ISC model is extremely complex and nonlinear, with a large number of parameters for each agent. The prop-

erties of the ISC model can therefore only be characterised by exhaustive simulation-based analysis, which is computationally expensive.

ABMs that are of relatively low complexity, but still accurate enough to capture relevant social phenomena, are desirable for several obvious reasons. Such models can be studied theoretically, as opposed to only by simulation. Often, and as we will show in this paper, insightful and illuminating social interpretations are secured. Importantly, a minimal number of parameters per agent makes data fitting and parameter estimation in experimental validations a tractable process. This is highlighted by the numerous successful validations of the Friedkin–Johnsen model [32,33,34], whereas experiments for more complicated models are rare. We are thus motivated to go beyond the works of [10] and [31] to build an ABM of low complexity that is still powerful enough to capture how discrepancies in expressed and private opinions might evolve in social networks.

1.3 Contributions of This Paper

In this paper, we aim to bridge the gap between the literature on conformity (which includes empirical studies, qualitative analysis, and static models) and the dynamic ABMs of social influence, by simultaneously building on both. We do this by proposing a networked ABM, where each individual (agent) has both a private and an expressed opinion. Inspired by the empirically validated Friedkin–Johnsen model, we propose that an individual’s private opinion evolves under social influence exerted by the individual’s network neighbours’ expressed opinions, but each individual remains attached his or her initial opinion with a level of stubbornness. Then, and inspired by existing works on how pressure to conform manifests in a group situation, we propose that each individual has some resilience to this pressure, and each individual expresses an opinion *altered* from his or her private opinion to be closer to the group average opinion.

Beyond the proposing of the model, we present a rigorous analysis of the model to draw a number of semi-quantitative conclusions which yield insightful social interpretations. We show that for strongly connected networks and for almost all parameter values for stubbornness and resilience to conformity, individuals’ opinions converge exponentially fast to a steady-state of persistent disagreement that depends on the individuals’ initial private opinions, but not their initial expressed opinions. Importantly, we identify that, for any given individual and most parameter values, the combination of (i) stubborn attachment to initial opinion, (ii) resilience to pressure to conform, and (iii) connectivity of the interaction network leads to that individual having a discrepancy between his or her limiting expressed and private opinions. We give a method for underbounding the disagreement among the limiting private opinions given

knowledge of the spread of disagreement among limiting expressed opinions and estimates of individuals’ resiliences. Last, we identify that a change in an individual’s resilience to the pressure has a propagating effect, changing every other individual’s final expressed opinion in a predictable manner. These results build a deeper and richer understanding of the key factors determining the behaviour of the network, beyond works such as [10,31] that use simulation. We then apply our general model to the seminal experiments on conformity by Asch [12]. Asch recorded 3 different types of responses among test individuals faced with choosing between expressing support for an indisputable fact and siding with a unanimous majority claiming the fact to be false. We are able to identify model parameters for all 3 responses, attributing each reaction to the individual having values of stubbornness and resilience in certain ranges; this capturing of all 3 responses is a first among ABMs, and underlines our model’s strength as a general framework for studying the evolution of expressed and private opinions.

Our work therefore extends from (i) the static models of conformity inspired by Asch’s experiments, by generalising to dynamic opinion evolution on arbitrary networks, and (ii) the dynamic agent-based models, by introducing mechanisms inspired by socio-psychological literature to model the expressed and private opinions of each individual separately. The result is a general modelling framework, which is shown to be consistent with empirical data, and may be used to further the study of phenomena involving discrepancies in private and expressed opinions in social networks.

The rest of the paper is structured as follows. Section 2 introduces notation and graph theory. The model is presented in Section 3, with theoretical results detailed in Section 4. Section 5 applies the model to Asch’s experiments, with concluding remarks given in Section 6.

2 Notations and Preliminaries

In this section, we briefly define the notation to be used in this paper, and introduce graphs, which will be used to model the social network of interpersonal influence.

2.1 Notations and Definitions

The n -column vector of all ones and zeros is given by $\mathbf{1}_n$ and $\mathbf{0}_n$ respectively. The $n \times n$ identity matrix is given by \mathbf{I}_n . We denote the i^{th} canonical base unit vector of \mathbb{R}^n as \mathbf{e}_i , i.e. $\mathbf{e}_i \in \mathbb{R}^n$ has one in its i^{th} entry and zeros elsewhere. For a matrix $\mathbf{A} \in \mathbb{R}^{n \times m}$ (respectively a vector $\mathbf{a} \in \mathbb{R}^n$), we denote the $(i, j)^{\text{th}}$ element as a_{ij} (respectively the i^{th} element as a_i). A matrix \mathbf{A} is said to be nonnegative, denoted by $\mathbf{A} \geq 0$ (respectively positive, denoted by $\mathbf{A} > 0$) if all of its entries a_{ij} are non-negative (respectively positive). A nonnegative matrix

\mathbf{A} is said to be row-substochastic (row-stochastic) if, for all i , there holds $\sum_{j=1}^n a_{ij} \leq 1$ ($\sum_{j=1}^n a_{ij} = 1$). For two nonnegative matrices $\mathbf{A}, \mathbf{B} \geq 0$, we say $\mathbf{A} \in \mathbb{R}^{n \times m}$ and $\mathbf{B} \in \mathbb{R}^{n \times m}$ are of the same type, denoted by $\mathbf{A} \sim \mathbf{B}$, if \mathbf{A} and \mathbf{B} have strictly positive elements at the same positions. The spectral radius of a square matrix $\mathbf{A} \in \mathbb{R}^{n \times n}$ is given by $\rho(\mathbf{A})$.

2.2 Graph Theory

Given any square nonnegative matrix $\mathbf{A} \in \mathbb{R}^{n \times n}$, we can associate with it a graph $\mathcal{G}[\mathbf{A}] = (\mathcal{V}, \mathcal{E}[\mathbf{A}], \mathbf{A})$. Here, $\mathcal{V} = \{v_1, \dots, v_n\}$ is the set of nodes of the graph $\mathcal{G}[\mathbf{A}]$, with index set $\mathcal{I} = \{1, \dots, n\}$. An edge $e_{ij} = (v_i, v_j)$ is in the set of ordered edges $\mathcal{E}[\mathbf{A}] \subseteq \mathcal{V} \times \mathcal{V}$ if and only if $a_{ji} > 0$. The edge e_{ij} is said to be incoming with respect to j and outgoing with respect to i . Because \mathbf{A} is not assumed to be symmetric, in general, existence of e_{ij} does not imply existence of e_{ji} (and vice versa). We allow self-loops, i.e. e_{ii} is allowed to be in \mathcal{E} , and thus $a_{ii} > 0$ is allowed. The neighbour set of v_i is denoted by $\mathcal{N}_i = \{v_j \in \mathcal{V} : (v_j, v_i) \in \mathcal{E}\}$, and records the nodes j with edges incoming to i . Because we allow self-loops, v_i may be in \mathcal{N}_i . A directed path is a sequence of edges of the form $(v_{p_2}, v_{p_1}), (v_{p_3}, v_{p_2}), \dots$, where $v_{p_i} \in \mathcal{V}, e_{p_j p_k} \in \mathcal{E}$. Node i is reachable from node j if there exists a directed path from v_j to v_i . A graph $\mathcal{G}[\mathbf{A}]$ is strongly connected if and only if there is a path from every node to every other node [35]. A matrix is irreducible if it is not similar via a permutation to a block upper triangular matrix, and a graph $\mathcal{G}[\mathbf{A}]$ is *strongly connected* if and only if \mathbf{A} is *irreducible* [35]. A cycle is a directed path that starts and ends at the same vertex, and contains no repeated vertex except the initial (which is also the final) vertex. The length of a cycle is the number of edges in the cyclic path. A directed graph is *aperiodic* if there exists no integer $k > 1$ that divides the length of every cycle of the graph [36].

3 A Novel Model of Opinion Evolution Under Pressure to Conform

We now propose an agent-based model of opinion evolution to study how expressed and private opinions evolve via interpersonal influence. For a population of n individuals, let $y_i(t)$ and $\hat{y}_i(t)$, $i = 1, \dots, n$, represent, at time $t = 0, 1, \dots$, individual i 's private and expressed opinions on a given topic, respectively. In general, $y_i(t)$ and $\hat{y}_i(t)$ are not the same, and we regard y_i as *individual i 's true opinion*. Individual i may refrain from expressing $y_i(t)$ for many reasons, e.g. political correctness when discussing a sensitive topic. For instance, *preference falsification* [37] occurs when an individual falsifies his or her view due to social pressure (be it imaginary or real), or deliberately, e.g. by a politician seeking to garner votes. In our model, an individual falsifies his or her opinion due to a pressure to conform to the group

average opinion. As is common in agent-based opinion models [24,32] we assume that the opinions take continuous values (i.e. in \mathbb{R}). The terms ‘‘opinion’’, ‘‘belief’’, and ‘‘attitude’’ all appear in the literature, with various related definitions¹. Our model is general enough to cover all these terms, since in all such instances, one can scale the opinion $y_i(t), \hat{y}_i(t)$ to be in some real interval $[a, b]$, where a and b represent the two extreme positions on the topic. For consistency, we will *only use ‘‘opinion’’* unless explicitly stated otherwise.

The individuals discuss their expressed opinions $\hat{y}_i(t)$ over a network described by a graph $\mathcal{G}[\mathbf{W}]$, and as a result, their private and expressed opinions, $y_i(t)$ and $\hat{y}_i(t)$ evolve in a process qualitatively described in Fig. 1, and formally defined in Eq. (1) and Eq. (2) below. The model for the evolution of $y_i(t)$ is inspired by the Friedkin–Johnsen model, while the model for how individual i determines expressed opinion $\hat{y}_i(t)$ is proposed to reflect observations in the literature [12,39] of how individuals deal with pressure to conform to a group norm or standard. Formally, individual i 's private opinion evolves as

$$y_i(t+1) = \lambda_i w_{ii} y_i(t) + \lambda_i \sum_{j \neq i}^n w_{ij} \hat{y}_j(t) + (1 - \lambda_i) y_i(0) \quad (1)$$

and expressed opinion $\hat{y}_i(t)$ is determined according to

$$\hat{y}_i(t) = \phi_i y_i(t) + (1 - \phi_i) \hat{y}_{\text{avg}}(t - 1) \quad (2)$$

The nonnegative w_{ij} is the influence weight that individual i accords to individual j 's expressed opinion $\hat{y}_j(t)$. In particular, if $w_{ij} > 0$, then there is an edge (v_j, v_i) in $\mathcal{G}[\mathbf{W}]$, and the edge connotes that individual i learns of, and is influenced by the expressed opinion \hat{y}_j of individual j . If $w_{ii} > 0$, then individual i is influenced by i 's own private opinion. We assume that for any i , $\sum_{j=1}^n w_{ij} = 1$. The constant $\lambda_i \in [0, 1]$ represents individual i 's *susceptibility to interpersonal influence* changing i 's private opinion ($1 - \lambda_i$ is thus i 's stubbornness regarding initial opinion $y_i(0)$). An individual is maximally susceptible if $\lambda_i = 1$, and minimally susceptible if $\lambda_i = 0$. The quantity $\hat{y}_{\text{avg}}(t) = \frac{1}{n} \sum_{j=1}^n \hat{y}_j(t)$ is termed the *public opinion* of the influence network, and represents the group standard or norm at time t . The constant $\phi_i \in [0, 1]$ encodes individual i 's *resilience to pressures to conform* to the public opinion (maximally 1, and minimally 0), or *resilience* for short. The initial expressed opinion is set to be equal to the initial private opinion, i.e. $\hat{y}_i(0) = y_i(0)$, which means Eq. (1) comes into effect for $t = 1$. As it turns out, under mild assumptions

¹ The different definitions arise because the topics are often classified to be an intellectual statement i.e. provably true or false, or a subjective question, i.e. for which no exact answer exists. An intellectual topic might be ‘‘smoking tobacco damage your lungs’’ while ‘‘was the 2003 US-led invasion of Iraq justified [38]?’’ would be a subjective question.

on λ_i , the final opinion values are dependent on $y_i(0)$ but independent of $\hat{y}_i(0)$. As a consequence, one could also select other initialisations for $\hat{y}_i(0)$ depending on the scenario being modelled and the final opinions would be unchanged (though the transient would change). Because $\sum_{j=1}^n w_{ij} = 1$ and $\lambda_i \in [0, 1]$, Eq. (1) indicates that $y_i(t+1)$ is a convex combination of 1) individual i 's initial private opinion $y_i(0)$, 2) i 's current private opinion $y_i(t)$, and 3) the expressed opinions of i 's neighbours, $\hat{y}_j(t)$. Similarly, $\hat{y}_i(t)$ is a convex combination of $y_i(t)$ and the public opinion at the previous time step, $\hat{y}_{\text{avg}}(t-1)$. The influences that act to change individual i 's private and expressed opinions are shown in Fig. 2.

Sociology literature indicates that the pressure to conform causes an individual to express an opinion that is in the direction of the group standard [12,39,21], which in our model is $\hat{y}_{\text{avg}}(t)$. Some pressures of conformity may derive from unspoken traditions [40], or a fear or being different [12], and others arise because of a desire to be in the group, driven by e.g. monetary incentives, status or rewards [41]. Thus, we propose Eq. (2) to capture individual i expressing an opinion equal to i 's private opinion *modified or altered due to normative pressure* (proportional to $1 - \phi_i$) to be closer to the public opinion, which exerts a “force” $(1 - \phi_i)\hat{y}_{\text{avg}}(t-1)$. Heterogeneous ϕ_i captures the fact that some individuals are less inhibited or reserved than others when expressing their opinions. In addition, pressures are exerted (or perceived to be exerted), differentially for individuals, e.g. due to status [42,39].

Remark 1 A key feature in our model is the defining of two states y_i, \hat{y}_i for each individual and the restriction that only other \hat{y}_j (and no y_j) may be available to individual i . This paper therefore departs from many established models, which assume only one opinion variable per individual e.g. [24,25,26,27] (we covered a variety of works in the introduction). However, notice that setting $\phi_i = 1$ for all i recovers the Friedkin–Johnsen model, which has been empirically verified for small- to medium-sized networks [32,33]. Setting $\phi_i = \lambda_i = 1$, for all i , recovers the DeGroot model [24], which was empirically studied in e.g. [43]. One may also notice the time-shift in Eq. (2) of $\hat{y}_{\text{avg}}(t-1)$. The time-shift, which can be straightforwardly dealt with, is required because otherwise use of $\hat{y}_{\text{avg}}(t)$ would result in both the left and right hand side of Eq. (2) being dependent on $\hat{y}_i(t)$, which does not make sense and would create an inconsistent equation. Eq. (2) is also consistent with the process described in Figure 1.

Remark 2 Let us briefly discuss some possible extensions of the model. The assumed constants ϕ_i, λ_i may be expanded to be nonlinear functions of the states y_i, \hat{y}_i . For example, there is evidence in the literature [4,12,42] that ϕ_i may, among other possibilities, be state- and time-dependent, i.e. $\phi_i = \phi_i(y_i, \hat{y}_1, \dots, \hat{y}_n, t)$. The pressure may be proportional to the difference between an individual's opinion and the public opinion, $|y_i - \hat{y}_{\text{avg}}|$ [39,42].

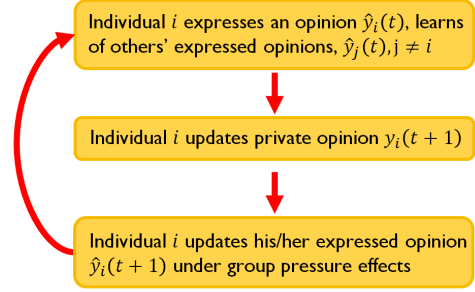


Fig. 1. The discussion process. Each individual i , at time step t , expresses opinion $\hat{y}_i(t)$ and learns of others' expressed opinions $\hat{y}_j(t), j \neq i$. Next, the privately held opinion $y_i(t+1)$ evolves under the influence of i 's own private opinion $y_i(t)$ and the expressed opinions of others $\hat{y}_j(t)$, according to Eq. (1). After this, individual i then determines the new $\hat{y}_i(t+1)$ to be expressed in the next round of discussion, according to Eq. (2).

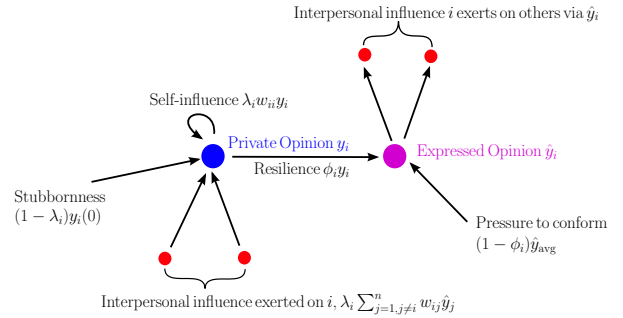


Fig. 2. Individual i 's private opinion $y_i(t)$ and expressed opinion $\hat{y}_i(t)$ are represented by the blue node and purple node, respectively. The edges represent an influence exerted on i 's private or expressed opinion. In particular, $y_i(t)$ is changed due to influence from others' expressed opinion $\hat{y}_j(t)$ individuals in the influence network, i 's self-weight (if there is a self-loop) and an attachment to initial opinion $y_i(0)$. The private opinion $y_i(t)$ exerts an influence on i 's expressed opinion $\hat{y}_i(t)$ via a resilience, while the public opinion $\hat{y}_{\text{avg}}(t-1)$ exerts a pressure to conform. Individual i exerts an influence on others in the network via i 's expressed opinion \hat{y}_i .

Pressure may also increase over time if an individual fails to conform to the public opinion [4]. It is well known that differences between y_i and \hat{y}_i generate discontent in individual i , so that an individual who initially conformed, $\phi_i \approx 0$, may become openly rebellious, $\phi_i \approx 1$ [37], e.g. ϕ_i might be a switching function with a state-dependent threshold. Moreover, asynchronous or gossip based versions of this model may more accurately depict real-world interactions, where people do not interact in a synchronised manner [44]. Finally, concepts already studied in other opinion dynamics models, such as homophily [25,27,31], antagonistic interactions [28], and social distancing [27] may be used to describe how the influence weights w_{ij} change with the states $\mathbf{y}, \hat{\mathbf{y}}$ (and thus $w_{ij}(t)$ are time-varying). We leave such investigations for future work.

3.1 Obtaining a Compact System

We now obtain a compact system model for the evolution of all individuals' opinions on the network. Let $\mathbf{y} = [y_1, y_2, \dots, y_n]^\top$ and $\hat{\mathbf{y}} = [\hat{y}_1, \hat{y}_2, \dots, \hat{y}_n]^\top$ be the stacked vectors of private and expressed opinions y_i and \hat{y}_i of the n individuals in the influence network, respectively. The influence matrix \mathbf{W} can be decomposed as $\mathbf{W} = \widetilde{\mathbf{W}} + \widehat{\mathbf{W}}$ where $\widetilde{\mathbf{W}} = \text{diag}(w_{ii})$, i.e. a diagonal matrix with diagonal entries w_{ii} . The matrix $\widehat{\mathbf{W}}$ has zero diagonal entries and the same offdiagonal entries as \mathbf{W} . That is, $\widehat{w}_{ij} = w_{ij}$ for all $j \neq i$ and $\widehat{w}_{ii} = 0$ for all i . Define $\mathbf{\Lambda} = \text{diag}(\lambda_i)$ and $\mathbf{\Phi} = \text{diag}(\phi_i)$. Substituting $\hat{y}_j(t)$ from Eq. (2) into Eq. (1), and recalling that $\hat{y}_{\text{avg}} = \hat{\mathbf{y}}^\top \mathbf{1}_n / n$, yields

$$y_i(t+1) = \lambda_i w_{ii} y_i(t) + \lambda_i \sum_{j \neq i} w_{ij} \phi_j \hat{y}_j(t) + (1 - \lambda_i) y_i(0) + \frac{\lambda_i}{n} \sum_{j \neq i} w_{ij} (1 - \phi_j) \mathbf{1}_n^\top \hat{\mathbf{y}}(t-1) \quad (3)$$

From Eq. (3) and Eq. (2), one can verify that the compact form of the opinion dynamical system is

$$\begin{bmatrix} \mathbf{y}(t+1) \\ \hat{\mathbf{y}}(t) \end{bmatrix} = \mathbf{P} \begin{bmatrix} \mathbf{y}(t) \\ \hat{\mathbf{y}}(t-1) \end{bmatrix} + \begin{bmatrix} (\mathbf{I}_n - \mathbf{\Lambda}) \mathbf{y}(0) \\ \mathbf{0}_n \end{bmatrix}, \quad (4)$$

where \mathbf{P} consists of the following block matrices

$$\begin{bmatrix} \mathbf{\Lambda} (\widetilde{\mathbf{W}} + \widehat{\mathbf{W}} \mathbf{\Phi}) & \mathbf{\Lambda} \widehat{\mathbf{W}} (\mathbf{I}_n - \mathbf{\Phi}) \frac{\mathbf{1}_n \mathbf{1}_n^\top}{n} \\ \mathbf{\Phi} & (\mathbf{I}_n - \mathbf{\Phi}) \frac{\mathbf{1}_n \mathbf{1}_n^\top}{n} \end{bmatrix} = \begin{bmatrix} \mathbf{P}_{11} & \mathbf{P}_{12} \\ \mathbf{P}_{21} & \mathbf{P}_{22} \end{bmatrix} \quad (5)$$

As stated above, we set the initialisation as $\hat{\mathbf{y}}(0) = \mathbf{y}(0)$. We therefore have, for all $i \in \mathcal{I}$,

$$y_i(1) = \lambda_i w_{ii} y_i(0) + \lambda_i \sum_{j \neq i} w_{ij} y_j(0) + (1 - \lambda_i) y_i(0) \quad (6)$$

and Eq. (4) is used for $t \geq 1$. The appearance of different time arguments within the one vector can be dealt with by defining $\mathbf{x}_1(k) = \mathbf{y}(t)$ and $\mathbf{x}_2(k) = \hat{\mathbf{y}}(t-1)$ and setting $\mathbf{x}_2(1) = \mathbf{x}_1(0)$ to give $\mathbf{x}_1(1) = \mathbf{\Lambda} \mathbf{W} \mathbf{x}_1(0) + (\mathbf{I}_n - \mathbf{\Lambda}) \mathbf{x}_1(0)$. One would then study $\mathbf{x}(k) = [\mathbf{x}_1(k)^\top, \mathbf{x}_2(k)^\top]^\top$ for $k = 1, 2, \dots$. An interpretation of the system Eq. (4) as an influence network is given in Fig. 3.

3.2 Local Public Opinions

In small networks, e.g. a boardroom of 10 people, the quantity \hat{y}_{avg} is likely to be discernible to every individual. For large networks, such information may come from

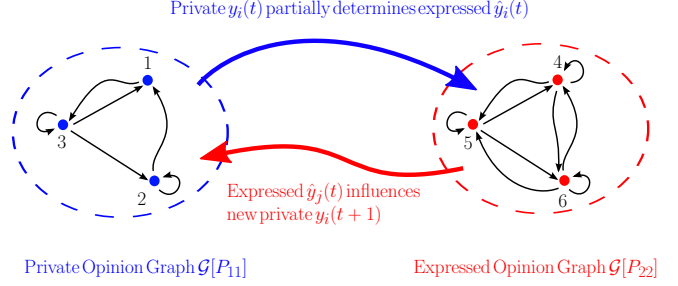


Fig. 3. The influence network $\mathcal{G}[\mathbf{W}]$ of n individuals, with each individual having opinion model Eq. (1) and Eq. (2), is equivalent to the influence network $\mathcal{G}[\mathbf{P}]$ with $2n$ nodes, evolving according to the system dynamics Eq. (4). Here, we illustrate with an example $n = 3$. Nodes $\mathcal{V}_p = \{v_1, \dots, v_n\}$ are associated with the private opinions \mathbf{y} , and induce the *private opinion subgraph* $\mathcal{G}[\mathbf{P}_{11}]$. Nodes $\mathcal{V}_e = \{v_{n+1}, \dots, v_{2n}\}$ are associated with the expressed opinions $\hat{\mathbf{y}}$, and induce the *expressed opinion subgraph* $\mathcal{G}[\mathbf{P}_{22}]$. The terms \mathbf{P}_{12} and \mathbf{P}_{21} describe influences (edges) between nodes in \mathcal{V}_p and \mathcal{V}_e .

opinion polls or social media trends. As an alternative, we also study the model where Eq. (2) is replaced by

$$\hat{y}_i(t) = \phi_i y_i(t) + (1 - \phi_i) \hat{y}_{i, \text{lavg}}(t-1) \quad (7)$$

where $\hat{y}_{i, \text{lavg}}(t) = \sum_{j \in \mathcal{N}_i} a_{ij} \hat{y}_j(t)$ is the *local public opinion* specific to individual i , and includes only the expressed $\hat{y}_j(t)$ of i 's neighbours, with general weight a_{ij} satisfying $w_{ij} = 0 \Leftrightarrow a_{ij} = 0$ and $w_{ij} > 0 \Leftrightarrow a_{ij} = \frac{1}{|\mathcal{N}_i|}$. A natural choice is $a_{ij} = |\mathcal{N}_i|^{-1}$, while one potential, and reasonable, alternative is to set $a_{ij} = w_{ij}, \forall i, j \in \mathcal{I}$. From here on, we refer to \hat{y}_{avg} as the *global public opinion* if there is a need to differentiate from the local public opinion $\hat{y}_{i, \text{lavg}}$.

Straightforward calculations show that the evolution of opinions over the influence network, with Eq. (7) replacing Eq. (2) for every individual, is the same as Eq. (4) but with \mathbf{P} replaced by \mathbf{Z} , where

$$\mathbf{Z} = \begin{bmatrix} \mathbf{\Lambda} (\widetilde{\mathbf{W}} + \widehat{\mathbf{W}} \mathbf{\Phi}) & \mathbf{\Lambda} \widehat{\mathbf{W}} (\mathbf{I}_n - \mathbf{\Phi}) \mathbf{A} \\ \mathbf{\Phi} & (\mathbf{I}_n - \mathbf{\Phi}) \mathbf{A} \end{bmatrix}. \quad (8)$$

Here, the row-stochastic \mathbf{A} satisfies $\mathbf{A} \sim \mathbf{W}$, see Section 2.1. Thus, $\mathcal{G}[\mathbf{A}]$ has the same connectivity properties as $\mathcal{G}[\mathbf{W}]$, and so the conditions for convergence of the networked system do not depend on the choice of weights of the local public opinion. Preliminary simulations indicate that significant differences in the limiting opinion distributions of the network can arise depending on whether Eq. (2) or Eq. (7) is used to model $\hat{y}_i(t)$; we leave further investigations to future work.

4 Analysis of the Opinion Dynamical System

We now investigate the temporal evolution of $y_i(t)$ and $\hat{y}_i(t)$, according to Eq. (1) and Eq. (2), for the n individuals interacting on the influence network $\mathcal{G}[\mathbf{W}]$. In order to place the focus on giving interpretations in a social context, we first present the theorem statement, and then discuss their conclusions. All the proofs are deferred to the Appendix. The key focus of this section is to secure conclusions via analysis of Eq. (4) regarding the *discrepancies between expressed and private opinions* that evolve over time. Throughout this section, we make the following assumption on the social network.

Assumption 1 *The network $\mathcal{G}[\mathbf{W}]$ is strongly connected and aperiodic, and the influence matrix \mathbf{W} is row-stochastic. Furthermore, there holds $\lambda_i, \phi_i \in (0, 1)$, for all $i \in \mathcal{I}$.*

It should be noted that for the purpose of convergence analysis, this assumption can almost certainly be relaxed to include graphs which are not strongly connected, and for values of ϕ_i, λ_i in the closed interval $[0, 1]$. Relaxation of Assumption 1 would be interesting future work, but the focus in this paper is to gain deeper insight into the social processes governing the opinion evolution, for which Assumption 1 is suitable. First, we establish that given a set of initial conditions $\mathbf{y}(0)$, the set

$$\mathcal{S} = \{y_i, \hat{y}_i : \min_{k \in \mathcal{I}} y_k(0) \leq y_i, \hat{y}_i \leq \max_{j \in \mathcal{I}} y_j(0), i \in \mathcal{I}\} \quad (9)$$

is a positive invariant set of the system Eq. (4). This is a desirable property for any opinion dynamics model. Suppose that y_i is scaled so that $a, b \in \mathbb{R}$ represent the two extremes of the opinion spectrum (see the second paragraph of Section 3). Then, if $y_i(0) \in [a, b]$ and the model has the below property, $y_i(t) \in [a, b]$ for all $t \geq 0$. The opinions are therefore always well defined (it does not make sense for $y_i < a$ or $y_i > b$ if a, b are the extremes).

Lemma 1 (Invariant Set) *Consider a network $\mathcal{G}[\mathbf{W}]$ where each individual i 's opinions $y_i(t)$ and $\hat{y}_i(t)$ update according to Eq. (1) and Eq. (2), respectively. Suppose Assumption 1 holds, and that $\mathbf{y}(0) = \hat{\mathbf{y}}(0)$. Then, for all $t \geq 0$, there holds*

$$\max_{i,j \in \mathcal{I}} \{y_i(t), \hat{y}_j(t)\} \leq \max_{i \in \mathcal{I}} y_i(0) = \max_{i \in \mathcal{I}} \hat{y}_i(0), \quad (10)$$

$$\min_{i,j \in \mathcal{I}} \{y_i(t), \hat{y}_j(t)\} \geq \min_{i \in \mathcal{I}} y_i(0) = \min_{i \in \mathcal{I}} \hat{y}_i(0). \quad (11)$$

In the Appendix, a simple simulation counterexample is given to show that *there need not hold*

$$\max_{i,j \in \mathcal{I}} \{y_i(t), \hat{y}_j(t)\} \geq \max_{i,j \in \mathcal{I}} \{y_i(t+1), \hat{y}_j(t+1)\} \quad (12)$$

$$\min_{i,j \in \mathcal{I}} \{y_i(t), \hat{y}_j(t)\} \leq \min_{i,j \in \mathcal{I}} \{y_i(t+1), \hat{y}_j(t+1)\} \quad (13)$$

for all $t \geq 0$. This is a semi-contractive property held by the DeGroot model, and Hegselmann–Krause model, see e.g. [1].

4.1 Convergence

The main convergence theorem, and a subsequent corollary for a condition to guarantee a consensus of opinions, are now presented.

Theorem 1 (Exponential Convergence) *Consider a network $\mathcal{G}[\mathbf{W}]$ where each individual i 's opinions $y_i(t)$ and $\hat{y}_i(t)$ evolve according to Eq. (1) and Eq. (2), respectively. Suppose Assumption 1 holds. Then, the system Eq. (4) converges exponentially fast to the limit*

$$\lim_{t \rightarrow \infty} \mathbf{y}(t) \triangleq \mathbf{y}^* = \mathbf{R}\mathbf{y}(0) \quad (14)$$

$$\lim_{t \rightarrow \infty} \hat{\mathbf{y}}(t) \triangleq \hat{\mathbf{y}}^* = \mathbf{S}\mathbf{y}^*, \quad (15)$$

where $\mathbf{R} = (\mathbf{I}_n - (\mathbf{P}_{11} + \mathbf{P}_{12}\mathbf{S}))^{-1}(\mathbf{I}_n - \mathbf{\Lambda})$ and $\mathbf{S} = (\mathbf{I}_n - \mathbf{P}_{22})^{-1}\mathbf{P}_{21}$ are positive and row-stochastic, with \mathbf{P}_{ij} defined in Eq. (5).

This result indicates that the final private and expressed opinions depend on the initial private opinions, while the initial expressed $\hat{\mathbf{y}}(0)$ are forgotten exponentially fast. Thus, one could initialise $\hat{\mathbf{y}}(0)$ arbitrarily, and the final steady-state will be the same, though the transient will differ and the conclusions of Lemma 1 may no longer apply. The row-stochastic nature of \mathbf{R} and \mathbf{S} implies that the final private opinions (respectively final expressed opinions) are a convex combination of the initial private opinions (respectively the final private opinions). Additionally, positivity of \mathbf{R} and \mathbf{S} means every individual i 's initial $y_i(0)$ has an influence in the determination of any other individual j 's final opinions y_j^* and \hat{y}_j^* , a reflection of the strong connectedness of the network interactions. The following corollary establishes a condition for consensus of opinions, though it must be noted that part of the hypothesis for Theorem 1 is discarded.

Corollary 1 (Consensus of Opinions) *Suppose that $\phi_i \in (0, 1)$, and $\lambda_i = 1$, for all $i \in \mathcal{I}$. Suppose further that $\mathcal{G}[\mathbf{W}]$ is strongly connected and aperiodic. Then, for the system Eq. (4), all opinions converge exponentially fast to a consensus, i.e. $\lim_{t \rightarrow \infty} \mathbf{y}(t) = \lim_{t \rightarrow \infty} \hat{\mathbf{y}}(t) = \alpha \mathbf{1}_n$ for some $\alpha \in \mathbb{R}$.*

4.2 Causes of Persistent Disagreement and Differences in Opinions

This section establishes how disagreement among the opinions at steady state may arise. A key conclusion is that stubbornness and resilience create a discrepancy in the expressed and private opinions of the an individual. In the following theorem, let $z_{\max} \triangleq \max_{i=1, \dots, n} z_i$ and

$z_{\min} \triangleq \min_{i=1,\dots,n} z_i$ denote the largest and smallest element of $\mathbf{z} \in \mathbb{R}^n$.

Theorem 2 *Suppose that the hypotheses in Theorem 1 hold. If there is no consensus of the initial private opinions, i.e. $\mathbf{y}(0) \neq \alpha \mathbf{1}_n$ for some $\alpha \in \mathbb{R}$, then the final opinions obey the following inequalities*

$$y(0)_{\max} > y_{\max}^* > \hat{y}_{\max}^* \quad (16a)$$

$$y(0)_{\min} < y_{\min}^* < \hat{y}_{\min}^* \quad (16b)$$

and $\hat{y}_{\min}^* \neq \hat{y}_{\max}^*$. Moreover, given a network $\mathcal{G}[\mathbf{W}]$ and parameter vectors $\boldsymbol{\phi} = [\phi_1, \dots, \phi_n]^\top$ and $\boldsymbol{\lambda} = [\lambda_1, \dots, \lambda_n]^\top$, the set of initial conditions $\mathbf{y}(0)$ for which precisely $m > 0$ individuals $i_j \in \{i_1, \dots, i_m\} \subseteq \mathcal{I}$ have $y_{i_j}^* = \hat{y}_{i_j}^*$, i.e. $m \triangleq |\{i \in \mathcal{I} : y_i^* = \hat{y}_i^*\}|$, lies in a subspace of \mathbb{R}^n with dimension at most $\min\{n - m + 1, n - 1\}$.

This result shows that for generic initial conditions there is a persistent disagreement of opinions at the steady-state. This is a consequence of individuals not being maximally susceptible to influence, $\lambda_i < 1 \forall i \in \mathcal{I}$. If on the other hand $\lambda_i = 1$ for all $i \in \mathcal{I}$ then a consensus of opinions is reached exponentially fast (see Corollary 1). One of the key conclusions of this paper is that for *any* individual i in the network, $y_i^* \neq \hat{y}_i^*$ with probability 1, which is a subtle but significant difference from the result stated in Eq. (16). More precisely, *the presence of both stubbornness and pressure to conform, and the strong connectedness of the network creates a discrepancy between the private and expressed opinions of an individual* in generic networks and with generic initial conditions (See Remark 3 below for further comments). Without stubbornness ($\lambda_i = 1, \forall i$), a consensus of opinions is reached, and without a pressure to conform ($\phi_i = 1$), an individual has the same private and expressed opinions. Without strong connectedness, some individuals will not be influenced to change opinions.

One further consequence of Eq. (16) is that $y_{\max}^* - y_{\min}^* > \hat{y}_{\max}^* - \hat{y}_{\min}^*$, which implies that the *level of agreement is greater* among the expressed opinions when compared to the private opinions. In other words, individuals are more willing to agree with others when they are expressing their opinions in a social network due to a pressure to conform. Moreover, the extreme final expressed opinions are upper and lower bounded by the final private opinions, which are in turn upper and lower bounded by the extreme initial private opinions, showing the effects of interpersonal influence and a pressure to conform.

Remark 3 *From Theorem 2, one can say that for generic networks and generic initial conditions, there will be no two individuals who have the same final private opinions, and no individual will have the same final private and expressed opinion. Suppose that the parameters defining the network are given, i.e. \mathbf{W} , $\boldsymbol{\phi}$ and $\boldsymbol{\lambda}$. Suppose*

further that each $y_i(0), i \in \mathcal{I}$ is sampled from some continuous distribution (which might be uniform, normal, beta, etc.). If the distribution is over a non-degenerate interval² (which may be infinite), it is straightforward to see that, with probability zero, there will be $m > 0$ individuals that have $y_i^ = \hat{y}_i^*$. In other words, if one runs p experiments in which one independently selects initial condition vectors $\mathbf{y}(0)$ from a non-degenerate distribution, and if q is the number of those experiments which result in $y_i^* = \hat{y}_i^*$ for some $i \in \mathcal{I}$, then $\lim_{p \rightarrow \infty} q/p = 0$. This can be viewed from another perspective: the set of $\mathbf{y}(0)$ for which $y_i^* = \hat{y}_i^*$ for some $i \in \mathcal{I}$ belongs in a subspace of \mathbb{R}^n of at most dimension $n - 1$, and any such subspace has a Lebesgue measure of zero. The same can be said for the initial conditions which lead to $y_i^* = y_j^*$ for $i \neq j$.*

4.3 Estimating Disagreement in the Private Opinions

We now give a quantitative method for underbounding the disagreement in the steady-state private opinions.

Corollary 2 *Let $\kappa(\boldsymbol{\phi}) = 1 - \frac{\phi_{\min}}{\phi_{\max}}(1 - \phi_{\max}) \in (0, 1)$ and $\phi_{\max} = \max_{i \in \mathcal{I}} \phi_i$, $\phi_{\min} = \min_{i \in \mathcal{I}} \phi_i$. Suppose that the hypotheses in Theorem 1 hold. Then,*

$$\frac{\hat{y}_{\max}^* - \hat{y}_{\min}^*}{\kappa(\boldsymbol{\phi})} \leq y_{\max}^* - y_{\min}^* \quad (17)$$

For the purposes of monitoring the level of unvoiced discontent in a network (e.g. to prevent drastic and unforeseen actions or violence [5,6,31]), it is of interest to obtain more knowledge about the level of disagreement among the private opinions of the individuals in the network. This can be represented by $y_{\max}^* - y_{\min}^*$. A fundamental issue is that such information is unlikely to be obtainable (by definition private opinions are not readily observable except in certain situations like the post-experimental interviews conducted by Asch in his experiments, see Section 5). On the other hand, for a given influence network, one expects that the level of disagreement $\hat{y}_{\max}^* - \hat{y}_{\min}^*$ is readily available (by definition opinions are expressed). While one cannot expect to know every ϕ_i , we argue that ϕ_{\max} and ϕ_{\min} might be obtained, if not accurately then approximately. Corollary 2 therefore gives a method for computing a *lower bound* on the level of private disagreement given limited knowledge of (i) the final expressed opinions, and (ii) an estimate of the resilience levels of the individuals.

It is obvious that if $\kappa(\boldsymbol{\phi})$ is small (if ϕ_{\max} is small and the ratio ϕ_{\min}/ϕ_{\max} is close to 1), then even strong agreement among the expressed opinions (a small $\hat{y}_{\max}^* - \hat{y}_{\min}^*$)

² A statistical distribution is degenerate if the cumulative distribution function $F(x, k_0) = 0$ if $x < k_0$ and $F(x, k_0) = 1$ if $x \geq k_0$.

does not preclude significant disagreement in the final private opinions of the individuals. This might occur in e.g., an authoritarian government. The tightness of the bound Eq. (17) depends on the ratio ϕ_{\min}/ϕ_{\max} ; the closer the ratio is to one (i.e. as the “force” of the pressure to conform felt by each individual becomes more uniform), the tighter the bound. If $\phi_i \forall i$ are known, one can obtain $\mathbf{y}^* = \mathbf{S}^{-1}\hat{\mathbf{y}}^*$ precisely.

Remark 4 (Tightness of the bound) *The tightness of the bound Eq. (17) depends on the ratio ϕ_{\min}/ϕ_{\max} ; the closer the ratio is to one (i.e. as the “force” of the pressure to conform felt by each individual becomes more uniform), the tighter the bound. If $\phi_i \forall i$ are known, one can obtain $\mathbf{y}^* = \mathbf{S}^{-1}\hat{\mathbf{y}}^*$ precisely.*

4.4 An Individual’s Resilience Affects Everyone

An interesting result is now presented, that shows how individual i ’s resilience ϕ_i , has a effect on the final expressed opinions of all other individuals. In particular, i ’s resilience is propagated through the public opinion and the strongly connected network.

Corollary 3 (Individual Resilience) *Suppose that the hypotheses in Theorem 1 hold. Then, the matrix $\mathbf{S} \in \mathbb{R}^{n \times n}$ appearing in Eq. (15) is a function of $\phi_i, i \in \mathcal{I}$ and has partial derivative $\frac{\partial(\mathbf{S})}{\partial\phi_i} \in \mathbb{R}^{n \times n}$ with the following sign pattern*

$$\frac{\partial(\mathbf{S})}{\partial\phi_i} = \begin{matrix} & i^{th} column \\ \begin{bmatrix} - & \dots & - & + & - & \dots & - \\ - & \dots & - & + & - & \dots & - \\ \vdots & \ddots & \vdots & \vdots & \vdots & \ddots & \vdots \\ - & \dots & - & + & - & \dots & - \\ - & \dots & - & + & - & \dots & - \end{bmatrix} \end{matrix} \quad (18)$$

That is, $\frac{\partial(\mathbf{S})}{\partial\phi_i}$ has positive entries in the i^{th} column and all other entries are negative.

From the fact that $\hat{\mathbf{y}}^* = \mathbf{S}\mathbf{y}^*$, where \mathbf{S} is positive and row-stochastic, it follows that individual k ’s final expressed opinion \hat{y}_k^* is a convex combination of all individuals’ final private opinions y_j^* , with convex weights s_{kj} , $j = 1, \dots, n$. Intuitively, increasing ϕ_k makes individual k more resilient to the pressure to conform, and this is confirmed by the above; $\frac{\partial s_{kk}}{\partial\phi_k} > 0$ and $\frac{\partial s_{kj}}{\partial\phi_k} < 0$ for any $j \neq k$ and thus $\hat{y}_k^* \rightarrow y_k^*$.

More importantly, the above result yields a surprising and nontrivial fact; *every entry* of the k^{th} column of $\frac{\partial(\mathbf{S})}{\partial\phi_k}$ is strictly positive, and all other entries of $\frac{\partial(\mathbf{S})}{\partial\phi_k}$ are strictly negative. In context, any change in individual k ’s resilience directly impacts every other individual’s final expressed opinion due to the network of interpersonal influences. In particular, as ϕ_k increases (decreases), an

individual j ’s final expressed opinion \hat{y}_j^* becomes closer to (further from) the final private opinion y_k^* of individual k due to the convex weight s_{jk} increasing, since $\frac{\partial s_{jk}}{\partial\phi_k} > 0$ (decreasing, since $\frac{\partial s_{jk}}{\partial\phi_k} < 0$). Thus, one concludes that an individual (agent) level process of being resilient to conforming to a group norm can have wide reaching consequences on network-level dynamics.

4.5 Local Public Opinion Variant

As detailed in Section 3.2, one can consider a variant of the model where the global public opinion \hat{y}_{avg} is unavailable, but a local, individual specific, public opinion $\hat{y}_{i,\text{lavg}}$ is available. In other words, Eq. (2) is replaced by Eq. (7). The previously detailed theoretical results all continue to hold with obvious adjustments to the statements, except for Corollary 2. No proofs are given, but some comments pointing out major differences in analysis are provided in the Appendix.

A key difference is that when \hat{y}_{avg} is used, \mathbf{S} in Eq. (15) is dependent only on $\phi = [\phi_1, \dots, \phi_n]^T$. When local public opinion updating is used, i.e. $\hat{y}_{i,\text{lavg}}$, then \mathbf{S} becomes also dependent on \mathbf{A} , and in turn \mathbf{A} is dependent on \mathbf{W} because $\mathbf{A} \sim \mathbf{W}$. That is, the distribution of the final expressed opinions depends on the structure of the interpersonal influence network $\mathcal{G}[\mathbf{W}]$. Preliminary investigations using simulations show that the effects of changes in \mathbf{A} can be substantial, and we leave this for future work.

Corollary 2 was proved using nontrivial calculations that made explicit use of the fact that the global public opinion \hat{y}_{avg} is captured by an all-to-all (or complete) interaction network $\mathcal{G}[\frac{1_n 1_n^T}{n}]$ (see the Appendix). With $\hat{y}_{i,\text{lavg}}$, these calculations no longer hold. This suggests that obtaining a similar result, but for local public opinion updating, might be extremely difficult, but not necessarily impossible and may be a future direction of research.

4.6 Simulations

Two simulations are now presented to illustrate the theoretical results. A 3-regular network³ $\mathcal{G}[\mathbf{W}]$ with $n = 18$ is generated. Self-loops are added to each node (to ensure $\mathcal{G}[\mathbf{W}]$ is aperiodic), and the influence weights w_{ij} are obtained as follows. The value of each w_{ij} is drawn randomly from a uniform distribution in the interval $(0, 1)$ if $(v_j, v_i) \in \mathcal{E}$, and once all w_{ij} are determined, the weights are normalised by dividing all entries in row i by $\sum_{j=1}^n w_{ij}$. This ensures that \mathbf{W} is row-stochastic and nonnegative. For $i \neq j$, it is not required that $w_{ij} = w_{ji}$

³ A k -regular graph is one which every node v_i has k neighbours, i.e. $|\mathcal{N}_i| = k \forall i \in \mathcal{I}$.

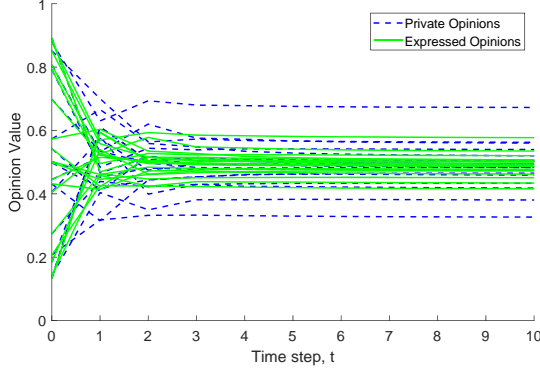


Fig. 4. Temporal evolution of opinions for 18 individuals in an influence network. The green and dotted blue lines represent the expressed and private opinions of the individuals, respectively.

(which would result in an undirected graph), but for simplicity and convenience the simulations impose⁴ that $w_{ij} > 0 \Leftrightarrow w_{ji} > 0$. The values of $y_i(0)$, ϕ_i , and λ_i , are selected from beta distributions, which have two parameters α and β . For $\alpha, \beta > 1$, a beta distribution of the variable x is unimodal and satisfies $x \in (0, 1)$, which is precisely what is required to satisfy Assumption 1 regarding ϕ_i, λ_i . The beta distribution parameters are (i) $\alpha = 2, \beta = 2$ for $y_i(0)$, (ii) $\alpha = 2, \beta = 2$ for ϕ_i , and (iii) $\alpha = 2, \beta = 8$ for λ_i .

The temporal evolution of opinions is shown in Fig. 4. Several of the results detailed in this section can be observed. In particular, it is clear that Eq. (15) holds. That is, there is no consensus of the limiting expressed or private opinions. Moreover, the disagreement among the final expressed opinions, $\hat{y}_{\max}^* - \hat{y}_{\min}^*$, is strictly smaller than the disagreement among the final private opinions, $y_{\max}^* - y_{\min}^*$. Separate to this, the final private opinions enclose the final expressed opinions from above and below. For the given simulation, the largest and smallest resilience values are $\phi_{\max} = 0.9437$ and $\phi_{\min} = 0.1994$, respectively. This implies that $\kappa(\phi) = 0.9881$. One can also obtain that $\hat{y}_{\max}^* - \hat{y}_{\min}^* = 0.1613$. From Eq. (17), this indicates that $y_{\max}^* - y_{\min}^* \geq 0.163$. The simulation result is consistent with the lower bound, in that $y_{\max}^* - y_{\min}^* = 0.3455$. Also, the bound is not tight, since ϕ_{\min}/ϕ_{\max} is far from 1 (see Remark 4).

For the same $\mathcal{G}[\mathbf{W}]$, with the same initial conditions $y_i(0)$ and resilience ϕ_i , a second simulation is run with $\lambda_i = 1, \forall i \in \mathcal{I}$. As shown in Fig. 5, the opinions converge to a consensus $\mathbf{y}^* = \hat{\mathbf{y}}^* = \alpha \mathbf{1}_n$, for some $\alpha \in \mathbb{R}$, which illustrates Corollary 1.

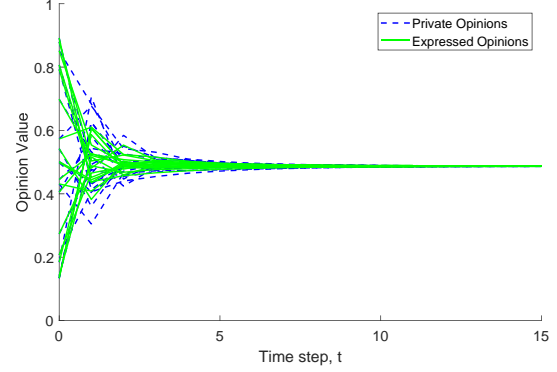


Fig. 5. Temporal evolution of opinions for 18 individuals in an influence network. The green and dotted blue lines represent the expressed and private opinions of the individuals, respectively. The lack of stubbornness, $\lambda_i = 1, \forall i$, means that all opinions reach a consensus.

5 Application to Asch's Experiments

We now revisit Solomon E. Asch's seminal experiments on conformity [12] by applying the model to study how an individual's private and expressed opinions evolved during those experiments. There are at least two objectives. For one, successfully capturing Asch's empirical data constitutes a form of validation for the model. Second, we aim to identify the values of the individual's susceptibility λ_i and resilience ϕ_i that determine the individual's reaction to a unanimous majority's pressure to conform, and thus give an agent-based model explanation of the observed phenomena. In order for the reader to fully appreciate and understand the results, a brief overview of Asch's conformity experiments and its results are now given, and the reader is referred to [12] for full details on the results. In summary, the Asch experiments studied an individual's response to "two contradictory and irreconcilable forces" [12] of (i) a clear and indisputable fact, and (ii) a unanimous majority of the others who take positions opposing this fact.

In the experiments, eight individuals are instructed to judge a series of line lengths. Of the eight individuals, one is in fact the test subject, and the other seven "confederates"⁵ have been told a priori about what they should do. . An example of the line length judging experiment is shown in Figure 6. There are three lines of unequal length, and the group has open discussions concerning which one of the lines A, B, C is equal in length to the green line. Each individual is required to independently declare his choice, and the confederates (blue individuals) unanimously select a wrong answer, e.g. B . The reactions of the test individual (red node) are then recorded, followed by a post-experiment interview to evaluate the test individual's private belief.

⁴ Such an assumption is not needed for the theoretical results, but is a simple way to ensure that all directed graphs generated using the MATLAB package are strongly connected.

⁵ These other individuals have become referred to as "con-




Fig. 6. Example of the Asch experiment. The individuals openly discuss their individual beliefs as to which one of A, B, C has the same length as the green line. Clearly A is equal in length to the green line. The test individual is the red node. The confederates (seven blue nodes) unanimously express belief in the same wrong answer, e.g. B .

In order to apply our model, and with Fig. 6 as an illustrative example, we frame $y_i, \hat{y}_i \in [0, 1]$ to be individual i 's belief⁶ in the statement “the green line is of the same length as line A .” Thus, $y_i = 1$ (respectively $y_i = 0$) implies individual i is maximally certain the statement is true (respectively, maximally certain the statement is false). Asch found close to 100% of individuals in control groups had $y_i(0) = 1$. Thus, and without loss of generality, we denote the test individual as individual 1 and set $y_1(0) = \hat{y}_1(0) = 1$. The $n - 1$ confederates are set to have $y_i(0) = \hat{y}_i(0) = 0$, for $i = 2, \dots, n$, with $\lambda_i = 0$ and $\phi_i = 1$. That is, the confederates consistently express maximal certainty that “the green line of the same length as line A ” is **false**.

It should be noted that in the experiments, Asch never assigned values of susceptibility λ_i , and resilience ϕ_i to the individuals because the quantitatively measured data by Asch was the number of incorrect answers over 12 iterations per group, and the behaviour of the individual being tested. However, based on his written description of individuals (including excerpts of the interviews), it was clear to the authors of this paper what the approximate range of values of the parameters λ_i, ϕ_i should be for each type of individual. (Some of these descriptions and excerpts will be provided immediately below). Also, the experiments did not attempt to determine the influence matrix \mathbf{W} (at the time, influence network theory in the sense of DeGroot etc. had not yet been developed). The qualitative observations made in this section are invariant to the weights w_{ij} , and focus is instead placed on examining Asch's experimental results from the perspective of our model. In the following Section 5.2, the impact of \mathbf{W} (and in particular the weight w_{11}), and parameters ϕ_1 and λ_1 , are shown using analytic calculations.

federates” in later literature.

⁶ In this section, we refer to y_i, \hat{y}_i as beliefs, as the variables represent individual i 's certainty on an issue that is provably true or false. As noted in Section 3, our model is general enough to cover both subjective and intellectual topics.

5.1 Types of Individuals

Asch observed three broad types of individuals. In particular, he divided the test individuals as: (i) independent individuals, (ii) yielding individuals with distortion of judgment, and (iii) yielding individuals with distortion of action. The assigned values for the parameters λ_1 and ϕ_1 for each type of individual are summarised in Table. 1. Values of ϕ_1, λ_1 in this neighbourhood generate responses that are qualitatively the same at a high level; the differences lie in the exact values of the final opinions.

Independent individuals can be divided further into different subgroups depending on the reasoning behind their independence, but this will not be considered because we focus only on the final outcome or observed result and not the reasons for independence. Asch identified an independent individual as someone who was strongly confident that A was correct. This individual did not change his expressed belief, i.e. did not yield to the confederates' unanimous declaration that A was incorrect, despite the confederates insistently questioning the individual. Asch's descriptions indicate that the test individual is extremely stubborn (i.e. closed to influence) and confident his belief is correct, and is resilient to the group pressure. It is then obvious that one would assign to such individuals values of λ_1 close to zero and ϕ_1 close to one. With the framing of the experiments given above, our model would be said to accurately capture an independent individual if test individual 1 with parameter values of λ_1 close to zero and ϕ_1 close to one, has final beliefs $\hat{y}_1^*, y_1^* \approx 1$.

Asch also identified *yielding* individuals, who could be divided into two groups. Those who experienced a distortion of *judgment/perception* either (i) lacked confidence, assumed the group was correct and thus concluded A was incorrect, or (ii) did not realise he had been influenced by the group at all and changed his private belief to be certain that A was incorrect. This indicates that the individual is open to influence (i.e. not stubborn in $y_1(0) = 1$) and is highly affected by the group pressure (i.e. not resilient). One concludes that for such individuals λ_1 is likely to be close to one, and ϕ_1 to be close to zero. As shown in the sequel, it turns out that the value of ϕ_1 plays only a minor role for such an individual because he is already extremely susceptible to influence. For our model to accurately capture such an individual, then for λ_1 close to one, and ϕ_1 close to zero, one expects $y_1^*, \hat{y}_1^* \approx 0$.

Other yielding individuals experienced a *distortion of action*. This type of individual, on being interviewed (and before being informed of the true nature of the experiment) stated that he remained privately certain that A was the correct answer, but suppressed his observations as to not publicly generate friction with the group. Such

Table 1

Types of test individuals and their susceptibility and resilience parameters

	λ_1	ϕ_1
Independent	low	high
Yielding, judgment distortion	high	any
Yielding, action distortion	low	low

an individual has full *awareness of the difference* between the truth and the majority's position. This individual is closed to influence (i.e. stubborn) but not resilient, and it is predicted that such individuals will have λ_1 and ϕ_1 both close to zero. If our model were to accurately capture such an individual, then the final beliefs would be expected to be $y_1^* \approx 1$ and $\hat{y}_1^* \approx 0$.

5.2 Theoretical Analysis

This section will present theoretical calculations of Asch's experiments in the framework of the our model, showing how y_1, \hat{y}_1 vary with \mathbf{W} , $\lambda_1 \in [0, 1]$ and $\phi_1 \in [0, 1]$. Analysis will be conducted for $n \geq 2$, to investigate the effects of the majority size on the belief evolution. We make the mild assumption that $w_{11} \in (0, 1)$, which implies that individual 1 considers his/her own private belief during the discussions.

Because $\lambda_i = 0$ and $\phi_i = 1$ for all $i = 2, \dots, n$, one concludes from Eq. (1) and Eq. (2) that $y_i(t) = \hat{y}_i(t) = 0$ for all t . With $\mathbf{y}(0) = [1, 0, \dots, 0]^\top$, it follows that test individual 1's belief evolves as

$$\begin{bmatrix} y_1(t+1) \\ \hat{y}_1(t) \end{bmatrix} = \mathbf{V} \begin{bmatrix} y_1(t) \\ \hat{y}_1(t-1) \end{bmatrix} + \begin{bmatrix} 1 - \lambda_1 \\ 0 \end{bmatrix}. \quad (19)$$

where

$$\mathbf{V} = \begin{bmatrix} \lambda_1 w_{11} & 0 \\ \phi_1 & \frac{1}{n}(1 - \phi_1) \end{bmatrix}. \quad (20)$$

From the fact that $n \geq 2$, $\lambda_1 \in [0, 1]$, $w_{11} \in (0, 1)$, and $\phi_1 \in [0, 1]$, it follows that \mathbf{V} has eigenvalues inside the unit circle and thus the system in Eq. (19) converges to limit exponentially fast. Straightforward calculations show that this limit is given by

$$\lim_{t \rightarrow \infty} y_1(t) \triangleq y_1^* = \frac{1 - \lambda_1}{1 - \lambda_1 w_{11}} \quad (21)$$

$$\lim_{t \rightarrow \infty} \hat{y}_1(t) \triangleq \hat{y}_1^* = \frac{n\phi_1}{n - 1 + \phi_1} y_1^*. \quad (22)$$

From this, one concludes that the test subject's final private belief is dependent on his level of stubbornness in believing that A is the correct answer, i.e. λ_1 , and on his self-weight w_{11} , i.e. how much he trusts his own belief relative to the others in the group. Interestingly, y_1^*

does not depend on individual 1's resilience ϕ_1 , though it must be noted that this is a special case when the other individuals are all confederates. In general networks beyond the Asch framework, y_1^* will depend not only on ϕ_1 , but also the other ϕ_i . For simplicity, consider a natural selection of $w_{ii} = 1 - \lambda_i$ [30]. As a result, one obtains that $y_1^* = (1 - \lambda_1)/(1 - \lambda_1(1 - \lambda_1))$. Examination of the function $f(\lambda_1) = (1 - \lambda_1)/(1 - \lambda_1(1 - \lambda_1))$, for $\lambda_1 \in [0, 1]$, reveals how the test subject's final private belief changes as a function of his openness to influence; the function $f(\lambda_1)$ is plotted in Fig. 7. Notice that $f(\lambda_1) = (1 - \lambda_1)/(1 - \lambda_1(1 - \lambda_1)) \geq 1 - \lambda_1$ for $\lambda_1 \in [0, 1]$ with equality if and only if $\lambda_1 = \{0, 1\}$. This implies that the test individual's final y_1^* will always be greater than his stubbornness $1 - \lambda_1$, except if he has $\lambda_1 = 0$ (maximally stubborn) or $\lambda_1 = 1$ (maximally open to influence).

Next, consider the final expressed belief, which is given as $\hat{y}_1^* = \frac{n\phi_1}{n-1+\phi_1} y_1^*$. The relative closeness of \hat{y}_1^* to y_1^* , as measured by \hat{y}_1^*/y_1^* , is determined by n and ϕ_1 . Define $g(\phi_1, n) = \frac{n\phi_1}{n-1+\phi_1}$. The function $g(\phi_1, n)$ is plotted in Fig. 8. Observe that $g(\phi_1, n) \geq \phi_1$ for any n , for all $\phi_1 \in [0, 1]$, and with equality if and only if $\phi_1 = \{0, 1\}$. This implies that the test individual's final expressed belief will always be closer to his final private belief than his resilience level. Most interestingly, observe that $g(\phi_1, n) \rightarrow \phi_1$ from above, as $n \rightarrow \infty$, but the difference between $g(\phi_1, n)$ and ϕ_1 when going from $n = 2$ to $n = 2 \times 2 = 4$ is much greater than the differences going from $n = 4$ to $n = 4 \times 2 = 8$. This may explain the observation in [12] that increasing the majority size did not produce a correspondingly larger distortion effect beyond majorities of three to four individuals, at least for test individuals with low λ_1 . That is, an increase in n does not produce a matching increase in distortion of the final expressed opinion from the final private opinion, represented as $\hat{y}_1^*/y_1^* = g(\phi_1, n) \rightarrow 1$ as $n \rightarrow \infty$.

Also of note is that for individuals with λ_1 close to one, y_1^* is already close to zero, and bounds \hat{y}_1^* from above. The *magnitude of the difference*, $|y_1^* - \hat{y}_1^*|$, only changes slightly as ϕ_1 is varied, which indicates that for individuals who yielded with distortion of judgment, the value of ϕ_1 plays only a minor role in the determining the absolute (as opposed to relative) difference between expressed and private beliefs. This is in contrast to individuals with low susceptibility, where the behaviour of an individual can vary significantly by varying ϕ_1 from 1 to 0.

5.3 Simulations

The Asch experiments are now simulated using the proposed model, to illustrate the above theoretical calculations and show our model's ability to capture all three reaction types. In these simulations an arbitrary \mathbf{W} is gen-

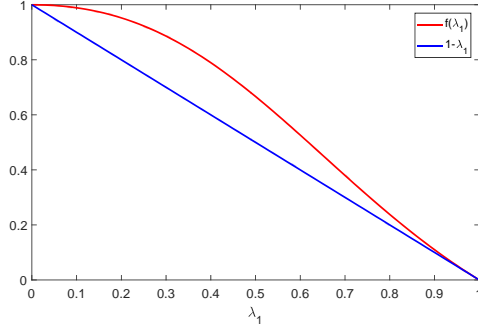


Fig. 7. The function $f(\lambda_1)$ and $1 - \lambda_1$ plotted against λ_1 . The analytical calculations show that $y_1^* = f(\lambda_1)$, and thus the red line represents individual 1's final private belief as a function of his susceptibility to influence.

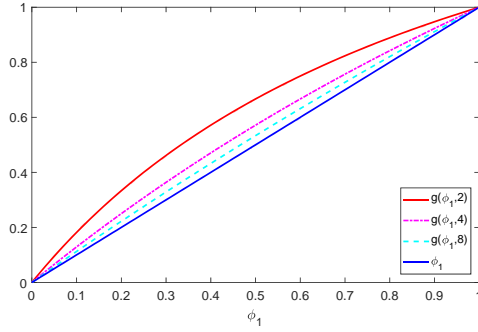


Fig. 8. The function $g(\phi_1, n)$, with $n = 2, 4, 8$, plotted against ϕ_1 . The analytical calculations show that $\hat{y}_1^* = g(\phi_1, n)y_1^*$, and thus the plot shows how the test individual's final expressed opinion is changed from his final private opinion by his resilience ϕ_1 , and by n .

erated with weights w_{ij} sampled randomly from a uniform distribution and normalised to ensure $\sum_{j=1}^n w_{ij} = 1$. As above, individual 1 is set as the test subject, with individuals $2, \dots, 8$ being the 7 confederates in an $n = 8$ network. The initial conditions are $\mathbf{y}(0) = \hat{\mathbf{y}}(0) = [1, 0, \dots, 0]^T$, while $\lambda_i = 0$ and $\phi_i = 1$ for $i = 2, \dots, 8$. In the following plots of Fig. 9a, 9b and 9c, the values of λ_1 and ϕ_1 are given. The red lines correspond to test individual 1, with the solid line showing private belief $y_1(t)$ and the dotted line showing expressed belief $\hat{y}_1(t)$. The blue line represents the confederates $v_k, k = 2, \dots, 8$, who have $y_k(t) = \hat{y}_k(t) = 0$ for all t .

Figure 9a shows the evolution of beliefs when the test individual is *independent*. It can be seen that both the private and expressed beliefs of v_1 are largely unaffected by the confederates' unanimous expressed belief and the pressure exerted by the group. Note that $\hat{y}_1^* < y_1^*$, which is also reported in [12]; despite expressing his belief that A is the correct answer, one independent test individual stated “You’re *probably* right, but you may be wrong!”, which might be seen as a concession towards the major-

ity belief. There is also a small shift away from maximal certainty of $y_i = 1$, with $y_1^* \approx 0.93$; in [12], one independent test individual stated

I would follow my own view, though part of my reason would tell me that I might be wrong.

Figure 9b shows the belief evolution of a yielding test individual who, under group pressure, exhibits *distortion of judgment/perception*. The figure shows that both y_1^* and \hat{y}_1^* are heavily influenced by the group pressure, and thus individual 1 is no longer privately certain that A is the correct answer. In other words, this individual is highly susceptible to interpersonal influence, and even his private view becomes affected by the majority. Of great interest is the evolution of beliefs observed in Fig. 9c, which involves an experiment with a yielding test individual exhibiting *distortion of action*. According to Asch, Individual 1

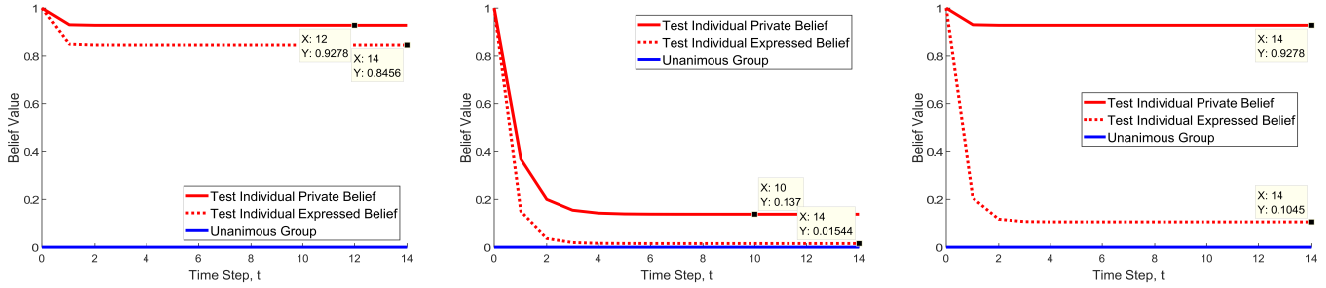
yields because of an overmastering need to not appear different or inferior to others, because of an inability to tolerate the appearance of defectiveness in the eyes of the group [12].

In other words v_1 's expressed belief y_1^* is heavily distorted by the pressure to conform to the majority. However, this individual is still able to “conclude that they [themselves] are not wrong” [12], i.e. $y_i^* \approx 0.93$.

Other simulations with values of λ_1, ϕ_1 in the neighbourhood of those used also display similar behaviour as shown in Fig. 9a to 9b, indicating a robust ability for our model to capture Asch's experiments is an intrinsic property of the model, and rather than resulting from careful reverse engineering. All three types of individual behaviours can be predicted by our model using pairs of parameters λ_i, ϕ_i , providing a measure of validation for our model. At the same time, we have provided an agent-based model explanation of the empirical findings of Asch's experiments; it might now be possible to analyse the many subsequent works derived from Asch can be analysed common framework, whereas existing static models of conformity are tied to specific empirical data (see Section 1.1). The Friedkin–Johnsen model has also been applied to the Asch experiments [32], but (unsurprisingly) was not able to capture all of the types of individuals reported because the Friedkin–Johnsen model does not assume that each individual has a separate private and expressed belief.

6 Discussions and Conclusions

We have proposed a novel agent-based model of opinion evolution on interpersonal influence networks. A key aspect of the model is that each individual in the network has separate expressed and private opinions that evolve



(a) An *independent* individual, with $\lambda_1 = 0.1, \phi_1 = 0.9$. (b) A *yielding* individual with *distortion of judgment*, with $\lambda_1 = 0.9, \phi_1 = 0.1$. (c) A *yielding* individual with *distortion of action*, with $\lambda_1 = 0.1, \phi_1 = 0.1$.

Fig. 9. Fig. 9c, 9a and 9b show the evolution of beliefs for all three types of reactions recorded by Asch, as they appear in our model. The red solid and dotted line denote the private and expressed belief, respectively, of the test individual 1 (i.e. $y_1(t)$ and $\hat{y}_1(t)$). The blue line is the belief of the unanimous confederate group, who express a belief of $\hat{y}_i(t) = 0$.

in a coupled manner. The model describing the dynamics of the private opinion is inspired by the empirically validated Friedkin–Johnsen model, while the expressed opinion is assumed to be altered from the private opinion due to a pressure to conform to the public opinion. Conditions on the network and the values of susceptibility and resilience for the individuals were established for ensuring that the opinions converged exponentially fast to a steady-state of persistent disagreement. Further analysis of the final opinion values yielded semi-quantitative conclusions that led to insightful social interpretations, including an explanation of the conditions that lead to a discrepancy between the expressed and private opinions of an individual.

We then used the model to predict and describe Asch’s experiments [12], showing that all 3 types of reactions the test individual was recorded to have could be captured within our framework. This was achieved by attributing to the test individual intuitively reasonable values of susceptibility and resilience, underlining the generality and strength of the proposed model as a theoretical framework for investigating discrepancies in private and expressed opinions in interpersonal influence networks. Although existing static models on conformity are able to capture Asch’s experiments, they cannot be generalised to arbitrary social networks. On the other hand, most opinion dynamics models cannot fully capture Asch’s experiments, or other phenomena involving expressed and private opinions because a single opinion per individual per topic is assumed. Our model thus unifies both sets of works, viz. static models of conformity and opinion dynamics models, under a single framework.

A number of interesting future directions can be considered now that the fundamental properties of the model have been established. Preliminary simulations show that our model can also capture *pluralistic ignorance*, with network structure and placement of extremist nodes having a significant effect observed phenomena. There is also potential for richer phenomena to be

uncovered, perhaps by incorporating other features, including those in other existing models, into the base model to better reflect the real-world complexities of human behaviour. The current assumption that the susceptibility and resilience parameters are constant is valid for short periods of time, but over longer periods, these parameters are almost surely time-varying, non-linear, and perhaps even dependent on the individual’s opinions, e.g. resilience may decrease as an individual’s private opinion moves further from the public opinion. Another promising approach is to use an event-based control framework [45] to study the “spiral of silence” [9,21].

References

- [1] A. V. Proskurnikov and R. Tempo, “A tutorial on modeling and analysis of dynamic social networks. Part I,” *Annual Reviews in Control*, vol. 43, pp. 65–79, 2017.
- [2] —, “A tutorial on modeling and analysis of dynamic social networks. Part II,” *Annual Reviews in Control*, vol. 45, pp. 166–190, 2018.
- [3] A. Flache, M. Mäs, T. Feliciani, E. Chattoe-Brown, G. Deffuant, S. Huet, and J. Lorenz, “Models of Social Influence: Towards the Next Frontiers,” *Journal of Artificial Societies & Social Simulation*, vol. 20, no. 4, 2017.
- [4] N. L. Waters and V. P. Hans, “A Jury of One: Opinion Formation, Conformity, and Dissent on Juries,” *Journal of Empirical Legal Studies*, vol. 6, no. 3, pp. 513–540, 2009.
- [5] J. Goodwin, “Why We Were Surprised (Again) by the Arab Spring,” *Swiss Political Science Review*, vol. 17, no. 4, pp. 452–456, 2011.
- [6] T. Kuran, “Sparks and prairie fires: A theory of unanticipated political revolution,” *Public Choice*, vol. 61, no. 1, pp. 41–74, 1989.
- [7] S. Bikhchandani, D. Hirshleifer, and I. Welch, “A Theory of Fads, Fashion, Custom, and Cultural Change as Informational Cascades,” *Journal of Political Economy*, vol. 100, no. 5, pp. 992–1026, 1992.
- [8] F. H. Allport, *Social Psychology*. Boston: Houghton Mifflin Company, 1924.

- [9] E. Noelle-Neumann, *The Spiral of Silence: Public Opinion, Our Social Skin*. University of Chicago Press, 1993.
- [10] D. Centola, R. Willer, and M. Macy, "The Emperors Dilemma: A Computational Model of Self-Enforcing Norms," *American Journal of Sociology*, vol. 110, no. 4, pp. 1009–1040, 2005.
- [11] R. Willer, K. Kuwabara, and M. W. Macy, "The False Enforcement of Unpopular Norms," *American Journal of Sociology*, vol. 115, no. 2, pp. 451–490, 2009.
- [12] S. E. Asch, *Groups, Leadership, and Men*. Carnegie Press: Pittsburgh, 1951, ch. Effects of Group Pressure Upon the Modification and Distortion of Judgments, pp. 222–236.
- [13] R. Bond, "Group Size and Conformity," *Group Processes & Intergroup Relations*, vol. 8, no. 4, pp. 331–354, 2005.
- [14] L. Coch and J. R. French Jr, "Overcoming Resistance to Change," *Human Relations*, vol. 1, no. 4, pp. 512–532, 1948.
- [15] D. A. Prentice and D. T. Miller, "Pluralistic Ignorance and Alcohol Use on Campus: Some Consequences of Misperceiving the Social Norm," *Journal of personality and social psychology*, vol. 64, no. 2, pp. 243–256, 1993.
- [16] H. J. O’Gorman, "Pluralistic Ignorance and White Estimates of White Support for Racial Segregation," *Public Opinion Quarterly*, vol. 39, no. 3, pp. 313–330, 1975.
- [17] S. Tanford and S. Penrod, "Social Influence Model: A Formal Integration of Research on Majority and Minority Influence Processes," *Psychological Bulletin*, vol. 95, no. 2, p. 189, 1984.
- [18] B. Mullen, "Operationalizing the Effect of the Group on the Individual: A Self-Attention Perspective," *Journal of Experimental Social Psychology*, vol. 19, no. 4, pp. 295–322, 1983.
- [19] G. Stasser and J. H. Davis, "Group decision making and social influence: A social interaction sequence model," *Psychological Review*, vol. 88, no. 6, p. 523, 1981.
- [20] D. Kempe, J. Kleinberg, and E. Tardos, "Maximizing the Spread of Influence through a Social Network," in *Proceedings of the 9th ACM SIGKDD International Conference on Knowledge Discovery and Data Mining*, 2003, pp. 137–146.
- [21] D. G. Taylor, "Pluralistic Ignorance and the Spiral of Silence: A Formal Analysis," *Public Opinion Quarterly*, vol. 46, no. 3, pp. 311–335, 1982.
- [22] D. A. Prentice and D. T. Miller, "Pluralistic Ignorance and the Perpetuation of Social Norms by Unwitting Actors," in *Advances in Experimental Social Psychology*. Elsevier, 1996, vol. 28, pp. 161–209.
- [23] J. R. P. French Jr, "A Formal Theory of Social Power," *Psychological Review*, vol. 63, no. 3, pp. 181–194, 1956.
- [24] M. H. DeGroot, "Reaching a Consensus," *Journal of the American Statistical Association*, vol. 69, no. 345, pp. 118–121, 1974.
- [25] R. Hegselmann and U. Krause, "Opinion dynamics and bounded confidence models, analysis, and simulation," *Journal of Artificial Societies and Social Simulation*, vol. 5, no. 3, 2002.
- [26] P. Dandekar, A. Goel, and D. T. Lee, "Biased assimilation, homophily, and the dynamics of polarization," *Proceedings of the National Academy of Sciences*, vol. 110, no. 15, pp. 5791–5796, 2013.
- [27] M. Mäs, A. Flache, and J. A. Kitts, "Cultural Integration and Differentiation in Groups and Organizations," in *Perspectives on Culture and Agent-based Simulations*. Springer, 2014, pp. 71–90.
- [28] C. Altafini, "Consensus Problems on Networks with Antagonistic Interactions," *IEEE Transactions on Automatic Control*, vol. 58, no. 4, pp. 935–946, 2013.
- [29] A. Proskurnikov, A. Matveev, and M. Cao, "Opinion dynamics in social networks with hostile camps: Consensus vs. polarization," *IEEE Transaction on Automatic Control*, vol. 61, no. 6, pp. 1524–1536, 2016.
- [30] N. E. Friedkin and E. C. Johnsen, "Social Influence and Opinions," *Journal of Mathematical Sociology*, vol. 15, no. 3–4, pp. 193–206, 1990.
- [31] P. Duggins, "A Psychologically-Motivated Model of Opinion Change with Applications to American Politics," *Journal of Artificial Societies and Social Simulation*, vol. 20, no. 1, pp. 1–13, 2017. [Online]. Available: <http://jasss.soc.surrey.ac.uk/20/1/13.html>
- [32] N. E. Friedkin and E. C. Johnsen, *Social Influence Network Theory: A Sociological Examination of Small Group Dynamics*. Cambridge University Press, 2011, vol. 33.
- [33] N. E. Friedkin and F. Bullo, "How truth wins in opinion dynamics along issue sequences," *Proceedings of the National Academy of Sciences*, vol. 114, no. 43, pp. 11380–11385, 2017.
- [34] N. E. Friedkin, P. Jia, and F. Bullo, "A Theory of the Evolution of Social Power: Natural Trajectories of Interpersonal Influence Systems along Issue Sequences," *Sociological Science*, vol. 3, pp. 444–472, 2016.
- [35] C. D. Godsil and G. Royle, *Algebraic Graph Theory*. Springer: New York, 2001, vol. 207.
- [36] F. Bullo, J. Cortes, and S. Martinez, *Distributed Control of Robotic Networks*. Princeton University Press, 2009.
- [37] T. Kuran, *Private Truths, Public Lies: The Social Consequences of Preference Falsification*. Harvard University Press, 1997.
- [38] N. E. Friedkin, A. V. Proskurnikov, R. Tempo, and S. E. Parsegov, "Network science on belief system dynamics under logic constraints," *Science*, vol. 354, no. 6310, pp. 321–326, 2016.
- [39] R. L. Gorden, "Interaction Between Attitude and the Definition of the Situation in the Expression of Opinion," *American Sociological Review*, vol. 17, no. 1, pp. 50–58, 1952.
- [40] F. Merei, "Group Leadership and Institutionalization," *Human Relations*, vol. 2, no. 1, pp. 23–39, 1949.
- [41] L. Festinger, "Informal Social Communication," *Psychological Review*, vol. 57, no. 5, p. 271, 1950.
- [42] S. Schachter, "Deviation, Rejection, and Communication," *The Journal of Abnormal and Social Psychology*, vol. 46, no. 2, pp. 190–207, 1951.
- [43] J. Becker, D. Brackbill, and D. Centola, "Network dynamics of social influence in the wisdom of crowds," *Proceedings of the National Academy of Sciences*, vol. 114, no. 26, pp. E5070–E5076, 2017. [Online]. Available: <http://www.pnas.org/content/114/26/E5070.abstract>
- [44] C. Ravazzi, P. Frasca, R. Tempo, and H. Ishii, "Ergodic Randomized Algorithms and Dynamics Over Networks," *IEEE Transactions on Control of Network Systems*, vol. 2, no. 1, pp. 78–87, 2015.
- [45] W. Heemels, K. H. Johansson, and P. Tabuada, "An Introduction to Event-Triggered and Self-Triggered Control," in *IEEE 51st Annual Conference on Decision and Control*. Maui, Hawaii: IEEE, 2012, pp. 3270–3285.
- [46] R. S. Varga, *Matrix Iterative Analysis*. Springer Science & Business Media, 2009, vol. 27.

- [47] D. S. Bernstein, *Matrix Mathematics: Theory, Facts, and Formulas*. Princeton University Press, 2009.
- [48] E. Seneta, *Non-negative Matrices and Markov Chains*. Springer Science & Business Media, 2006.
- [49] W. J. Rugh, *Linear System Theory*, 2nd ed. Prentice Hall, Upper Saddle River, New Jersey, 1996.
- [50] A. Nedić and J. Liu, “On Convergence Rate of Weighted-Averaging Dynamics for Consensus Problems,” *IEEE Transactions on Automatic Control*, vol. 62, no. 2, pp. 766–781, 2017.

A Preliminaries

In this section, we record some definitions and standard results to be used in the proofs of the main results of this paper.

Definition 1 ([36, Definition 1.12]) *A nonnegative square matrix \mathbf{A} is primitive if there exists $k \in \mathbb{N}$ such that $\mathbf{A}^k > 0$.*

Lemma 2 ([36, Proposition 1.35]) *The graph $\mathcal{G}[\mathbf{A}]$ is strongly connected and aperiodic if and only if \mathbf{A} is primitive, i.e. $\exists k \in \mathbb{N}$ such that \mathbf{A}^k is a positive matrix.*

Lemma 3 *Let $\mathbf{A} \in \mathbb{R}^{n \times n}$ be a given square row-substochastic matrix. Suppose \mathbf{A} has at least one row with row sum strictly less than one, i.e. $\exists i : \sum_{j=1}^n a_{ij} < 1$. Suppose further that \mathbf{A} is irreducible. Then, $\rho(\mathbf{A}) < 1$.*

Proof: This lemma is an immediate consequence of [46, Lemma 2.8]. \square

Lemma 4 ([47, pg. 108–109]) *Suppose that an invertible matrix $\mathbf{Z} \in \mathbb{R}^{n \times n}$ is partitioned as*

$$\mathbf{Z} = \begin{bmatrix} \mathbf{A} & \mathbf{B} \\ \mathbf{C} & \mathbf{D} \end{bmatrix} \quad (\text{A.1})$$

Suppose further that \mathbf{A} , \mathbf{D} are invertible. Then $\mathbf{E} = \mathbf{D} - \mathbf{C}\mathbf{A}^{-1}\mathbf{B}$ and $\mathbf{F} = \mathbf{A} - \mathbf{B}\mathbf{D}^{-1}\mathbf{C}$ are invertible, and the inverse of \mathbf{Z} is given as

$$\mathbf{Z}^{-1} = \begin{bmatrix} \mathbf{F}^{-1} & -\mathbf{A}^{-1}\mathbf{B}\mathbf{E}^{-1} \\ -\mathbf{D}^{-1}\mathbf{C}\mathbf{F}^{-1} & \mathbf{E}^{-1} \end{bmatrix} \quad (\text{A.2})$$

Lemma 5 ([47, Fact 10.11.20]) *Consider a matrix function $\mathbf{A}(s) \in \mathbb{R}^{n \times n}$, where $s \in \mathcal{D} \subseteq \mathbb{R}$. Suppose that $\mathbf{A}(s)$ is continuously differentiable, and invertible, for all $s \in \mathcal{D}$. Then*

$$\frac{d\mathbf{A}^{-1}(s)}{ds} = -\mathbf{A}^{-1}(s) \left(\frac{d\mathbf{A}(s)}{ds} \right) \mathbf{A}^{-1}(s). \quad (\text{A.3})$$

A.1 Performance Function and Coefficient of Ergodicity

In order to analyse the disagreement among the limiting opinions, we introduce a performance function and a coefficient of ergodicity. For a vector $\mathbf{x} \in \mathbb{R}^n$, define the performance function $V(\mathbf{x}) : \mathbb{R}^n \mapsto \mathbb{R}$ as

$$V(\mathbf{x}) = \max_{i \in \{1, \dots, n\}} x_i - \min_{j \in \{1, \dots, n\}} x_j, \quad (\text{A.4})$$

In the context of this paper, $V(\mathbf{y})$ measures the “level of disagreement” in the vector of opinions $\mathbf{y}(t)$ of a network with n individuals. Notice in particular that consensus of opinions, i.e. when $\mathbf{y}(t) = \alpha \mathbf{1}_n$ for some $\alpha \in \mathbb{R}$, is reached if and only if $V(\mathbf{y}) = 0$. Next consider the following coefficient of ergodicity, $\tau(\mathbf{A})$ for a stochastic matrix $\mathbf{A} \in \mathbb{R}^{n \times n}$, defined [48] as

$$\tau(\mathbf{A}) = \frac{1}{2} \max_{i, j \in \{1, \dots, n\}} \sum_{s=1}^n |a_{is} - a_{js}| \quad (\text{A.5})$$

$$= 1 - \min_{i, j \in \{1, \dots, n\}} \sum_{s=1}^n \min\{a_{is}, a_{js}\}. \quad (\text{A.6})$$

It is known that this coefficient of ergodicity satisfies $0 \leq \tau(\mathbf{A}) \leq 1$, and $\tau(\mathbf{A}) = 0$ if and only if all the rows of \mathbf{A} are identical (i.e. $\mathbf{A} = \mathbf{1}_n \mathbf{z}^\top$ for some nonnegative $\mathbf{z} \in \mathbb{R}^n$). Importantly, there holds $\tau(\mathbf{A}) < 1$ if $\mathbf{A} > 0$. Last, note that there holds $V(\mathbf{A}\mathbf{x}) \leq \tau(\mathbf{A})V(\mathbf{x})$ (see [48]).

B Supporting Lemmas

Two lemmas are introduced to establish several properties of \mathbf{P} and $(\mathbf{I}_{2n} - \mathbf{P})^{-1}$, which will be used to help prove the main results.

Lemma 6 *Suppose that Assumption 1 holds. Then, the matrix \mathbf{P} given in Eq. (5) is nonnegative, the graph $\mathcal{G}[\mathbf{P}]$ is strongly connected and aperiodic, and there holds $\rho(\mathbf{P}) < 1$.*

Lemma 7 *Suppose that Assumption 1 holds. Define $\mathbf{Q} = \mathbf{I}_{2n} - \mathbf{P}$, where \mathbf{P} is given in Eq. (5), with \mathbf{Q} decomposed as*

$$\mathbf{Q} = \begin{bmatrix} \mathbf{Q}_{11} & \mathbf{Q}_{12} \\ \mathbf{Q}_{21} & \mathbf{Q}_{22} \end{bmatrix} = \begin{bmatrix} \mathbf{I}_n - \mathbf{P}_{11} & -\mathbf{P}_{12} \\ -\mathbf{P}_{21} & \mathbf{I}_n - \mathbf{P}_{22} \end{bmatrix}.$$

Then, \mathbf{Q}_{11} and \mathbf{Q}_{22} are nonsingular, and \mathbf{Q}^{-1} is a positive matrix which has the form

$$\mathbf{Q}^{-1} = \begin{bmatrix} \mathbf{A} & \mathbf{B} \\ \mathbf{C} & \mathbf{D} \end{bmatrix}. \quad (\text{B.1})$$

where $\mathbf{A} = (\mathbf{Q}_{11} - \mathbf{Q}_{12}\mathbf{Q}_{22}^{-1}\mathbf{Q}_{21})^{-1}$, $\mathbf{B} = -\mathbf{Q}_{11}^{-1}\mathbf{Q}_{12}(\mathbf{Q}_{22} - \mathbf{Q}_{21}\mathbf{Q}_{11}^{-1}\mathbf{Q}_{12})^{-1}$, $\mathbf{C} = -\mathbf{Q}_{22}^{-1}\mathbf{Q}_{21}(\mathbf{Q}_{11} - \mathbf{Q}_{12}\mathbf{Q}_{22}^{-1}\mathbf{Q}_{21})^{-1}$, and $\mathbf{D} = (\mathbf{Q}_{22} - \mathbf{Q}_{21}\mathbf{Q}_{11}^{-1}\mathbf{Q}_{12})^{-1}$. Moreover, $\mathbf{R} = \mathbf{A}(\mathbf{I}_n - \mathbf{\Lambda})$ and $\mathbf{S} = -\mathbf{Q}_{22}^{-1}\mathbf{Q}_{21}$ are invertible, positive row-stochastic matrices.

C Proofs

C.1 Proof of Lemma 6

First, we verify that $\mathbf{P} \geq 0$ by using the fact that \mathbf{W} , $\mathbf{\Lambda}$, $\mathbf{I}_n - \mathbf{\Phi}$, $\mathbf{1}_n\mathbf{1}_n^\top/n$ are all nonnegative (since $0 < \phi_i, \lambda_i < 1$). Next, observe that

$$\begin{aligned} & \begin{bmatrix} \mathbf{\Lambda}(\widetilde{\mathbf{W}} + \widehat{\mathbf{W}}\mathbf{\Phi}) & \mathbf{\Lambda}\widehat{\mathbf{W}}(\mathbf{I}_n - \mathbf{\Phi})\frac{\mathbf{1}_n\mathbf{1}_n^\top}{n} \\ \mathbf{\Phi} & (\mathbf{I}_n - \mathbf{\Phi})\frac{\mathbf{1}_n\mathbf{1}_n^\top}{n} \end{bmatrix} \begin{bmatrix} \mathbf{1}_n \\ \mathbf{1}_n \end{bmatrix} \\ &= \begin{bmatrix} \mathbf{\Lambda}(\widetilde{\mathbf{W}} + \widehat{\mathbf{W}}\mathbf{\Phi})\mathbf{1}_n + \mathbf{\Lambda}\widehat{\mathbf{W}}(\mathbf{I}_n - \mathbf{\Phi})\mathbf{1}_n \\ \mathbf{\Phi}\mathbf{1}_n + (\mathbf{I}_n - \mathbf{\Phi})\mathbf{1}_n \end{bmatrix} \\ &= \begin{bmatrix} \mathbf{\Lambda}(\widetilde{\mathbf{W}} + \widehat{\mathbf{W}})\mathbf{1}_n \\ \mathbf{1}_n \end{bmatrix} = \begin{bmatrix} \mathbf{\Lambda}\mathbf{1}_n \\ \mathbf{1}_n \end{bmatrix}. \end{aligned} \quad (\text{C.1})$$

with the first equality obtained from $\frac{\mathbf{1}_n\mathbf{1}_n^\top}{n}\mathbf{1}_n = \mathbf{1}_n$, and the last equality obtained by recalling that $\mathbf{W} = \widetilde{\mathbf{W}} + \widehat{\mathbf{W}}$ is row-stochastic. Since $\lambda_i < 1 \forall i$, \mathbf{P} is row-substochastic.

Notice that the graph $\mathcal{G}[\mathbf{P}] = (\mathcal{V}, \mathcal{E}[\mathbf{P}], \mathbf{P})$ has $2n$ nodes, with $\mathcal{V} = \{1, \dots, 2n\}$. The node subset $\mathcal{V}_1 = \{v_1, \dots, v_n\}$ contains node v_i which is associated with individual i 's private opinion y_i , $i \in \mathcal{I}$. The node subset $\mathcal{V}_2 = \{v_{n+1}, \dots, v_{2n}\}$ contains node v_{n+i} which is associated with individual i 's expressed opinion \hat{y}_i , $i \in \mathcal{I}$. Define the following two subgraphs; $\mathcal{G}_1 = (\mathcal{V}_1, \mathcal{E}[\mathbf{P}_{11}], \mathbf{P}_{11})$ and $\mathcal{G}_2 = (\mathcal{V}_2, \mathcal{E}[\mathbf{P}_{22}], \mathbf{P}_{22})$. The edge set of $\mathcal{G}[\mathbf{P}]$ can be divided as follows

$$\begin{aligned} \mathcal{E}_{11} &= \mathcal{E} \begin{bmatrix} \mathbf{P}_{11} & \mathbf{0}_{n \times n} \\ \mathbf{0}_{n \times n} & \mathbf{0}_{n \times n} \end{bmatrix}, & \mathcal{E}_{12} &= \mathcal{E} \begin{bmatrix} \mathbf{0}_{n \times n} & \mathbf{P}_{12} \\ \mathbf{0}_{n \times n} & \mathbf{0}_{n \times n} \end{bmatrix}, \\ \mathcal{E}_{21} &= \mathcal{E} \begin{bmatrix} \mathbf{0}_{n \times n} & \mathbf{0}_{n \times n} \\ \mathbf{P}_{21} & \mathbf{0}_{n \times n} \end{bmatrix}, & \mathcal{E}_{22} &= \mathcal{E} \begin{bmatrix} \mathbf{0}_{n \times n} & \mathbf{0}_{n \times n} \\ \mathbf{0}_{n \times n} & \mathbf{P}_{22} \end{bmatrix}, \end{aligned}$$

In other words, \mathcal{E}_{11} contains only edges between nodes in \mathcal{V}_1 and \mathcal{E}_{22} contains only edges between nodes in \mathcal{V}_2 . The edge set \mathcal{E}_{12} contains only edges from nodes in \mathcal{V}_2 to nodes in \mathcal{V}_1 , while the edge set \mathcal{E}_{21} contains only edges from nodes in \mathcal{V}_1 to nodes in \mathcal{V}_2 . Clearly $\mathcal{E}[\mathbf{P}] = \mathcal{E}_{11} \cup \mathcal{E}_{12} \cup \mathcal{E}_{21} \cup \mathcal{E}_{22}$. It will now be shown that $\mathcal{G}[\mathbf{P}]$ is strongly connected and aperiodic, which in turn establishes that \mathbf{P} is primitive.

Since the diagonal entries of $\mathbf{\Lambda}, \mathbf{\Phi}$ are strictly positive, it is obvious that $\mathbf{P}_{11} = \mathbf{\Lambda}(\widetilde{\mathbf{W}} + \widehat{\mathbf{W}}\mathbf{\Phi}) \sim \mathbf{W}$. Because $\mathcal{G}[\mathbf{W}]$ is strongly connected and aperiodic, it follows that \mathcal{G}_1 is strongly connected and aperiodic. Similarly, the edges of \mathcal{G}_2 are $\mathcal{E}[\mathbf{P}_{22}]$. Because $\mathbf{I}_n - \mathbf{\Phi}$ has strictly positive diagonal entries, one concludes that $\mathbf{P}_{22} = (\mathbf{I}_n - \mathbf{\Phi})\frac{\mathbf{1}_n\mathbf{1}_n^\top}{n} \sim \mathcal{G}[\mathbf{1}_n\mathbf{1}_n^\top]$. From the fact that $\mathcal{G}[\mathbf{1}_n\mathbf{1}_n^\top]$ is a complete graph, it follows that \mathcal{G}_2 is a complete graph. Since \mathcal{G}_1 and \mathcal{G}_2 are both, separately, strongly connected, then if there exists 1) an edge from any node in \mathcal{V}_1 to any node in \mathcal{V}_2 , and 2) an edge from any node in \mathcal{V}_2 to any node in \mathcal{V}_1 , one can conclude that the graph $\mathcal{G}[\mathbf{P}]$ is strongly connected. It suffices to show that $\mathcal{E}_{12} \neq \emptyset$ and $\mathcal{E}_{21} \neq \emptyset$, i.e., $\mathbf{P}_{21} = \mathbf{\Phi} \neq \mathbf{0}_{n \times n}$ and $\mathbf{P}_{12} = \mathbf{\Lambda}\widehat{\mathbf{W}}(\mathbf{I}_n - \mathbf{\Phi})\frac{\mathbf{1}_n\mathbf{1}_n^\top}{n} \neq \mathbf{0}_{n \times n}$. Since $\mathbf{\Phi}$ has strictly positive diagonal entries, this proves that $\mathcal{E}_{12} \neq \emptyset$. From the fact that $\mathbf{I}_n - \mathbf{\Phi}$ has strictly positive diagonal entries, and because $\widehat{\mathbf{W}}$ is irreducible, it follows that $\mathbf{P}_{12} \sim \mathbf{1}_n\mathbf{1}_n^\top$. This shows that $\mathcal{E}_{21} \neq \emptyset$. It has therefore been proved that $\mathcal{G}[\mathbf{P}]$ is strongly connected and aperiodic, which also proves that \mathbf{P} is irreducible. The arguments below Eq. (C.1) led to the conclusion that at least one row of \mathbf{P} has row sum strictly less than one. Lemma 3 is then used to conclude that $\rho(\mathbf{P}) < 1$, i.e. all eigenvalues of \mathbf{P} are inside the unit circle. This completes the proof. \square

C.2 Proof of Lemma 7

First, observe that $\mathbf{Q}^{-1} = (\mathbf{I}_{2n} - \mathbf{P})^{-1}$. Because $\rho(\mathbf{P}) < 1$, it follows that \mathbf{P} is a bounded operator. That is, there exists a norm $\|\cdot\|'$ such that $\|\mathbf{P}\|' < 1$ (see [47, Corollary 9.3.4]). This implies that $\lim_{k \rightarrow \infty} \mathbf{P}^k = \mathbf{0}_{2n \times 2n}$. The Neumann series yields $\mathbf{Q}^{-1} = \sum_{k=0}^{\infty} \mathbf{P}^k$. It was concluded in Lemma 6 that $\mathcal{G}[\mathbf{P}]$ is strongly connected and aperiodic. Lemma 2 indicates that \mathbf{P} is primitive. This implies, from the Neumann series evaluation, that $\mathbf{Q}^{-1} > 0$. Next, it will be shown \mathbf{Q}_{11} , \mathbf{Q}_{22} and $\mathbf{Q}_{22} - \mathbf{Q}_{21}\mathbf{Q}_{11}^{-1}\mathbf{Q}_{12}$ are all invertible, which will allow Lemma 4 to be used to express \mathbf{Q}^{-1} in the form of Eq. (B.1).

Recall that $\mathbf{Q}_{11} = \mathbf{I}_n - \mathbf{P}_{11}$ and $\mathbf{Q}_{22} = \mathbf{I}_n - \mathbf{P}_{22}$. Under Assumption 1, \mathbf{P}_{11} and \mathbf{P}_{22} are both primitive because $\mathcal{G}_1[\mathbf{P}_{11}]$ and $\mathcal{G}_2[\mathbf{P}_{22}]$ are both strongly connected and aperiodic. One can use Lemma 3 to verify that $\rho(\mathbf{P}_{11}), \rho(\mathbf{P}_{22}) < 1$. Using the same method as above, but which is omitted here, we can show that \mathbf{Q}_{11} and \mathbf{Q}_{22} are invertible, and satisfy $\mathbf{Q}_{11}^{-1} > 0$ and $\mathbf{Q}_{22}^{-1} > 0$.

In order to prove that $\mathbf{Q}_{22} - \mathbf{Q}_{21}\mathbf{Q}_{11}^{-1}\mathbf{Q}_{12}$ is invertible, the matrix $\mathbf{S} = -\mathbf{Q}_{22}^{-1}\mathbf{Q}_{21}$ is first shown to be a positive, row-stochastic matrix. Since it was just established that \mathbf{Q}_{22}^{-1} is positive, it follows from the fact that $\mathbf{\Phi} = \text{diag}(\phi_i)$ is a diagonal matrix with positive diagonal entries, that $\mathbf{S} = \mathbf{Q}_{22}^{-1}\mathbf{P}_{21} = \mathbf{Q}_{22}^{-1}\mathbf{\Phi} > 0$. To

prove that \mathbf{S} is row-stochastic, first note that \mathbf{S} is invertible because $\det(\mathbf{S}) = \det(\mathbf{Q}_{22}^{-1})\det(\Phi) \neq 0$ (because $\phi_i \in (0, 1), \forall i \Rightarrow \det(\Phi) \neq 0$). Observe that

$$\mathbf{S} = \left(\mathbf{I}_n - (\mathbf{I}_n - \Phi) \frac{\mathbf{1}_n \mathbf{1}_n^\top}{n} \right)^{-1} \Phi \quad (\text{C.2})$$

$$= \left(\Phi^{-1} - \Phi^{-1}(\mathbf{I}_n - \Phi) \frac{\mathbf{1}_n \mathbf{1}_n^\top}{n} \right)^{-1}, \quad (\text{C.3})$$

because $(\mathbf{AB})^{-1} = \mathbf{B}^{-1}\mathbf{A}^{-1}$ for any invertible \mathbf{A}, \mathbf{B} . Observe that

$$\mathbf{S}^{-1}\mathbf{1}_n = \left(\Phi^{-1} - \Phi^{-1}(\mathbf{I}_n - \Phi) \frac{\mathbf{1}_n \mathbf{1}_n^\top}{n} \right)^{-1} \mathbf{1}_n = \mathbf{1}_n.$$

It then follows that $\mathbf{SS}^{-1}\mathbf{1}_n = \mathbf{S}\mathbf{1}_n \Leftrightarrow \mathbf{S}\mathbf{1}_n = \mathbf{1}_n$, i.e. \mathbf{S} has row sums equal to one. The proof that \mathbf{S} is positive and row-stochastic is thus complete.

We now turn to proving that $\mathbf{T} = \mathbf{Q}_{11} - \mathbf{Q}_{12}\mathbf{Q}_{22}^{-1}\mathbf{Q}_{21}$ is invertible, and because \mathbf{Q}_{11} is invertible, this is equivalent to proving that $\mathbf{Q}_{22} - \mathbf{Q}_{21}\mathbf{Q}_{11}^{-1}\mathbf{Q}_{12}$ is invertible, see [47, pg. 108–109]. First, note that $\mathbf{S} = -\mathbf{Q}_{22}^{-1}\mathbf{Q}_{21}$, and $-\mathbf{Q}_{12} = \mathbf{P}_{12} = \Lambda \widehat{\mathbf{W}}(\mathbf{I}_n - \Phi) \frac{\mathbf{1}_n \mathbf{1}_n^\top}{n}$, and $\Lambda(\widehat{\mathbf{W}} + \widehat{\mathbf{W}}\Phi)$ are all nonnegative matrices. We write $\mathbf{T} = \mathbf{I}_n - \mathbf{U}$ where $\mathbf{U} = \Lambda(\widehat{\mathbf{W}} + \widehat{\mathbf{W}}\Phi) + \mathbf{P}_{12}\mathbf{S} \geq 0$. Observe that

$$\begin{aligned} \mathbf{U}\mathbf{1}_n &= \left(\Lambda(\widehat{\mathbf{W}} + \widehat{\mathbf{W}}\Phi) + \Lambda\widehat{\mathbf{W}}(\mathbf{I}_n - \Phi) \frac{\mathbf{1}_n \mathbf{1}_n^\top}{n} \mathbf{S} \right) \mathbf{1}_n \\ &= \Lambda(\widehat{\mathbf{W}} + \widehat{\mathbf{W}}\Phi) \mathbf{1}_n + \left(\Lambda\widehat{\mathbf{W}}(\mathbf{I}_n - \Phi) \right) \mathbf{1}_n = \Lambda \mathbf{1}_n. \end{aligned}$$

where the last equality was obtained by recalling that $(\widehat{\mathbf{W}} + \widehat{\mathbf{W}}\Phi)\mathbf{1}_n = \mathbf{1}_n$. This indicates that the i^{th} row of \mathbf{U} sums to $\lambda_i \in (0, 1)$ (see Assumption 1). In other words, $\mathbf{U} > 0$ is strictly row-substochastic, which implies that $\|\mathbf{U}\|_\infty < 1$, and this in turn implies that $\rho(\mathbf{U}) < 1$. Again, utilisation of the Neumann series shows that $\mathbf{T}^{-1} = (\mathbf{I} - \mathbf{U})^{-1} = \sum_{k=0}^{\infty} \mathbf{U}^k$ converges to a limit. That is, \mathbf{T} is invertible. Moreover, because it was shown in the proof of Lemma 6 that $\mathcal{G}[\Lambda(\widehat{\mathbf{W}} + \widehat{\mathbf{W}}\Phi)]$ is strongly connected and aperiodic, it is straightforward to verify that $\mathcal{G}[\mathbf{U}]$ is strongly connected and aperiodic. It follows that \mathbf{U} is primitive, i.e. $\exists k \in \mathbb{N} : \mathbf{U}^k > 0$, which implies that $\mathbf{T}^{-1} = \sum_{k=0}^{\infty} \mathbf{U}^k > 0$. It follows that $\mathbf{R} = \mathbf{T}^{-1}(\mathbf{I}_n - \Lambda) > 0$, because $\mathbf{I}_n - \Lambda$ is a diagonal matrix with positive diagonal entries. Finally, one can verify that \mathbf{R} is row-stochastic with the following computation: $\mathbf{T}\mathbf{1}_n = (\mathbf{I}_n - \mathbf{U})\mathbf{1}_n = (\mathbf{I}_n - \Lambda)\mathbf{1}_n \Rightarrow \mathbf{R}\mathbf{1}_n = \mathbf{T}^{-1}(\mathbf{I}_n - \Lambda)\mathbf{1}_n = \mathbf{T}^{-1}\mathbf{T}\mathbf{1}_n = \mathbf{1}_n$. This completes the proof of Lemma 7. \square

C.3 Proof of Lemma 1

Note that the right hand side equality of Eq. (10) and Eq. (11), respectively, hold because the initial conditions are $\hat{\mathbf{y}}(0) = \mathbf{y}(0)$. The proof will use the variable $\mathbf{x}(t) = [\mathbf{x}_1(t)^\top, \mathbf{x}_2(t)^\top]^\top$ for simplicity. The system Eq. (4) can be written as

$$\mathbf{x}(k+1) = \mathbf{P}\mathbf{x}(k) + \mathbf{B}\mathbf{x}(0), \quad (\text{C.4})$$

where $\mathbf{x}(k) = [\mathbf{x}_1(k)^\top, \mathbf{x}_2(k)^\top]^\top$, $k = 1, 2, \dots$, and

$$\mathbf{B} = \begin{bmatrix} \mathbf{I}_n - \Lambda & \mathbf{0}_{n \times n} \\ \mathbf{0}_{n \times n} & \mathbf{0}_{n \times n} \end{bmatrix}.$$

For $k = 1$, one has $\mathbf{x}_2(1) = \mathbf{x}_1(0)$ and $\mathbf{x}_1(1) = \Lambda\mathbf{W}\mathbf{x}_1(0) + (\mathbf{I}_n - \Lambda)\mathbf{x}_1(0)$. In other words, $\mathbf{x}(1) = \mathbf{M}_1\mathbf{x}(0)$ where

$$\mathbf{M}_1 = \begin{bmatrix} \Lambda\mathbf{W} + (\mathbf{I}_n - \Lambda) & \mathbf{0}_{n \times n} \\ \mathbf{I}_n & \mathbf{0}_{n \times n} \end{bmatrix} \geq 0,$$

Verify that $\mathbf{M}_1\mathbf{1}_{2n} = \mathbf{1}_{2n}$, which proves that Eq. (10) and Eq. (11) hold for $k = 1$. The solution of Eq. (C.4), for $k > 1$, can be obtained in the follow recursive form:

$$\begin{aligned} \mathbf{x}(2) &= \mathbf{P}\mathbf{x}(1) + \mathbf{B}\mathbf{x}(0) \\ &= (\mathbf{P}\mathbf{M}_1 + \mathbf{B})\mathbf{x}(0) := \mathbf{M}_2\mathbf{x}(0), \\ &\vdots \\ \mathbf{x}(k-1) &= \mathbf{P}\mathbf{x}(k-2) + \mathbf{B}\mathbf{x}(0) \\ &= (\mathbf{P}\mathbf{M}_{k-2} + \mathbf{B})\mathbf{x}(1) := \mathbf{M}_{k-1}\mathbf{x}(0), \\ \mathbf{x}(k) &= \mathbf{P}\mathbf{x}(k-1) + \mathbf{B}\mathbf{x}(0) \\ &= (\mathbf{P}\mathbf{M}_{k-1} + \mathbf{B})\mathbf{x}(0) := \mathbf{M}_k\mathbf{x}(0). \end{aligned}$$

The matrices $\mathbf{M}_2, \mathbf{M}_3, \dots, \mathbf{M}_k$ are now shown to be row-stochastic. First, observe that

$$(\mathbf{P} + \mathbf{B})\mathbf{1}_{2n} = \begin{bmatrix} \Lambda\mathbf{1}_n \\ \mathbf{1}_n \end{bmatrix} + \begin{bmatrix} (\mathbf{I} - \Lambda)\mathbf{1}_n \\ \mathbf{0}_n \end{bmatrix} = \begin{bmatrix} \mathbf{1}_n \\ \mathbf{1}_n \end{bmatrix} = \mathbf{1}_{2n},$$

where Eq. (C.1) has been used. Thus, $\mathbf{P} + \mathbf{B}$ is row-stochastic. Observe then that, for any row-stochastic \mathbf{A} , $\mathbf{P}\mathbf{A} + \mathbf{B}$ is row-stochastic as well, because $(\mathbf{P}\mathbf{A} + \mathbf{B})\mathbf{1}_{2n} = (\mathbf{P} + \mathbf{B})\mathbf{1}_{2n}$. It was already shown that \mathbf{M}_1 was row-stochastic. It follows, by induction, that \mathbf{M}_k is row-stochastic for all $k \geq 1$, which, after recalling that $\mathbf{y}(t) = \mathbf{x}_1(k)$ and $\hat{\mathbf{y}}(t-1) = \mathbf{x}_2(k)$, proves Lemma 1. \square

C.4 Simulation Counter-Example

The two inequalities Eq. (13) and Eq. (12) constitute a stronger form of nonexpansiveness which exists in

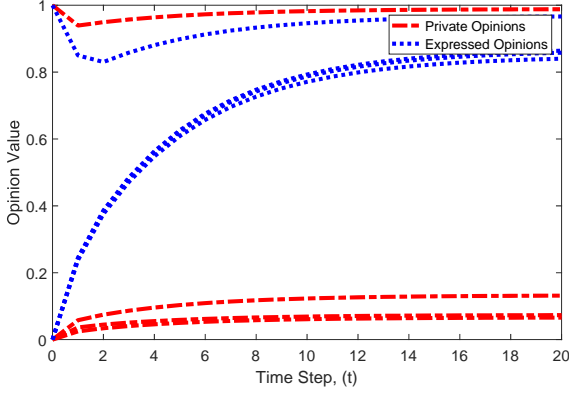


Fig. C.1. Evolution of opinions for counter-example to non-expansive dynamics.

other weight averaging algorithms such as the DeGroot or Hegselmann–Krause model. For the counter-example, consider a network of 4 individuals, with $\mathbf{y}(0) = [1, 0, 0, 0]^\top$, $\phi_1 = 0.8, \phi_2 = 0.03, \phi_3 = 0.02, \phi_4 = 0.05$, and $\lambda_1 = 0.1, \lambda_2 = 0.2, \lambda_3 = 0.12, \lambda_4 = 0.15$. The influence matrix is

$$\mathbf{W} = \begin{bmatrix} 0.2 & 0.2 & 0.3 & 0.3 \\ 0.2 & 0.3 & 0.2 & 0.3 \\ 0.1 & 0.3 & 0.4 & 0.2 \\ 0.2 & 0.2 & 0.1 & 0.5 \end{bmatrix}. \quad (\text{C.5})$$

The trajectory of the system is shown in Fig. C.1. Clearly $\max_{i \in \mathcal{I}} y_i(t)$ dips at $t = 1$ and then increases again for $t > 1$, which contradicts Eq. (12). A counter-example to Eq. (13) is obtained simply by setting $\mathbf{y}(0) = [-1, 0, 0, 0]^\top$.

C.5 Proof of Theorem 1

Lemma 6 established that the time-invariant matrix \mathbf{P} satisfies $\rho(\mathbf{P}) < 1$. Standard linear systems theory [49] is used to conclude that the linear, time-invariant system Eq. (4), with constant input $[(\mathbf{I}_n - \mathbf{\Lambda})\mathbf{y}(0)]^\top, \mathbf{0}_n^\top]^\top$, converges exponentially fast to the following steady state

$$\begin{bmatrix} \lim_{t \rightarrow \infty} \mathbf{y}(t) \\ \lim_{t \rightarrow \infty} \hat{\mathbf{y}}(t) \end{bmatrix} \triangleq \begin{bmatrix} \mathbf{y}^* \\ \hat{\mathbf{y}}^* \end{bmatrix} = (\mathbf{I}_{2n} - \mathbf{P})^{-1} \begin{bmatrix} (\mathbf{I}_n - \mathbf{\Lambda})\mathbf{y}(0) \\ \mathbf{0}_n \end{bmatrix} \\ = \mathbf{Q}^{-1} \begin{bmatrix} (\mathbf{I}_n - \mathbf{\Lambda})\mathbf{y}(0) \\ \mathbf{0}_n \end{bmatrix}. \quad (\text{C.6})$$

Having calculated the form of \mathbf{Q}^{-1} in Eq. (B.1), it is straightforward to verify that $\mathbf{y}^* = \mathbf{R}\mathbf{y}(0)$ and $\hat{\mathbf{y}}^* = \mathbf{S}\mathbf{R}\mathbf{y}(0) = \mathbf{S}\mathbf{y}^*$. Here, the definitions of \mathbf{R} and \mathbf{S} are

given in Lemma 7, which also proved their positivity and row-stochasticity. This completes the proof. \square

C.6 Proof of Corollary 1

Under the corollary assumptions, $\mathbf{\Lambda} = \mathbf{I}_n$, which implies that Eq. (C.4) becomes $\mathbf{x}(t+1) = \mathbf{P}\mathbf{x}(t)$, with having row sum equal to one, i.e. \mathbf{P} is nonnegative and row-stochastic. The proof of Lemma 6 established that $\mathcal{G}[\mathbf{P}]$ is strongly connected and aperiodic, and this remains unchanged when $\mathbf{\Lambda} = \mathbf{I}_n$. Standard results on the DeGroot model, e.g. [50] may then be used conclude that consensus is achieved exponentially fast, i.e. $\lim_{t \rightarrow \infty} \mathbf{x}(t) = \alpha \mathbf{1}_{2n}$ for some $\alpha \in \mathbb{R}$. Recalling the definition of $\mathbf{x} = [\mathbf{x}_1^\top, \mathbf{x}_2^\top]^\top$ yields $\mathbf{y}(\infty) = \hat{\mathbf{y}}(\infty) = \alpha \mathbf{1}_n$. \square

C.7 Proof of Theorem 2

If $\mathbf{y}(0) = \alpha \mathbf{1}_n$, for some $\alpha \in \mathbb{R}$ (i.e. the initial private opinions are at a consensus), then $\mathbf{y}^* = \hat{\mathbf{y}}^* = \alpha \mathbf{1}_n$ because \mathbf{R} and \mathbf{S} are row-stochastic. In what follows, it will be proved that if the initial private opinions are not at a consensus, then there is disagreement at steady state. It is suggested that the reader become familiar with the performance function $V(\mathbf{x})$ and coefficient of ergodicity $\tau(\mathbf{A})$ introduced in Appendix A.1, as these will be used frequently in this proof.

First, the fact that $y_{\min}^* \neq y_{\max}^*$ is established. Note that $V(\mathbf{y}^*) = 0$ if and only if the private opinions are at a consensus, i.e. $\mathbf{y}^* = \beta \mathbf{1}_n$, for some $\beta \in \mathbb{R}$. Next, observe that $\mathbf{y}^* = \beta \mathbf{1}_n$ if and only if $\mathbf{R}\mathbf{y}(0) = \beta \mathbf{1}_n$, for some $\beta \in \mathbb{R}$. Note that \mathbf{R} is invertible, because it is the product of two invertible matrices (see Lemma 7). Moreover, because \mathbf{R} is row-stochastic, there holds $\mathbf{R}\mathbf{1}_n = \mathbf{1}_n \Leftrightarrow \mathbf{R}^{-1}\mathbf{R}\mathbf{1}_n = \mathbf{R}^{-1}\mathbf{1}_n \Leftrightarrow \mathbf{R}^{-1}\mathbf{1}_n = \mathbf{1}_n$. That is, \mathbf{R}^{-1} has row sum equal to one. Thus, premultiplying by \mathbf{R}^{-1} on both sides of $\mathbf{R}\mathbf{y}(0) = \beta \mathbf{1}_n$ yields $\mathbf{y}(0) = \beta \mathbf{R}^{-1}\mathbf{1}_n = \beta \mathbf{1}_n$. In other words, the only possibility for there to be a consensus of the final private opinions, $\mathbf{y}^* = \beta \mathbf{1}_n$, is if the initial private opinions are at a consensus. Recalling the hypothesis of the theorem statement (that $\mathbf{y}(0)$ is not equal to $\alpha \mathbf{1}_n$, for some $\alpha \in \mathbb{R}$), it is immediately clear that \mathbf{y}^* is not at a consensus. Thus, $y_{\min}^* \neq y_{\max}^*$ as claimed.

Next, the inequalities Eq. (16a) and Eq. (16b) are proved. Since $\mathbf{R}, \mathbf{S} > 0$ are row-stochastic, then $\tau(\mathbf{R}), \tau(\mathbf{S}) < 1$. Because \mathbf{R} is invertible, $\mathbf{R} \neq \mathbf{1}_n \mathbf{z}^\top$ for some $\mathbf{z} \in \mathbb{R}^n$. This means that $\tau(\mathbf{R}) > 0$ (see below Eq. (A.5)). Similarly, one can prove that $\tau(\mathbf{S}) > 0$. In the above paragraph, it was shown that if there is no consensus of the initial private opinions, then $V(\mathbf{y}^* = \mathbf{R}\mathbf{y}(0)) > 0$. Thus, by recalling that $V(\mathbf{A}\mathbf{x}) \leq \tau(\mathbf{A})V(\mathbf{x})$ (see Appendix A.1) and the above facts, it is straightforward to conclude that $0 < V(\mathbf{y}^* = \mathbf{R}\mathbf{y}(0)) < V(\mathbf{y}(0))$, which establishes the

left hand inequality of Eq. (16a) and Eq. (16b). Following steps similar to the above, but which are omitted, one can show that $0 < V(\hat{\mathbf{y}}^* = \mathbf{S}\mathbf{y}^*) < V(\mathbf{y}^*)$, which establishes the right hand inequality of Eq. (16a) and Eq. (16b), and also establishes that $\hat{y}_{\min}^* \neq \hat{y}_{\max}^*$, i.e. there is disagreement in the final expressed opinions.

Last, it remains to prove that for generic initial conditions, $y_i^* \neq \hat{y}_i^*$. First, the case for $m \geq 2$ will be proved. Consider the final private opinions. From $\mathbf{y}^* = \mathbf{R}\mathbf{y}(0)$, it is clear that $y_i^* = y_j^*$ for any $i, j \in \mathcal{I}$ and $i \neq j$, if and only if $(\mathbf{r}_i - \mathbf{r}_j)^\top \mathbf{y}(0) = 0$, where \mathbf{r}_i^\top is the i^{th} row of \mathbf{R} . Since \mathbf{R} is invertible, $\text{rank}(\mathbf{R}) = n$, and thus $\mathbf{r}_i \neq \mathbf{r}_j$ for any $i \neq j$. This implies that $\mathbf{y}(0)$ lies on a hyperplane of dimension $n - 1$ orthogonal to $\mathbf{r}_i - \mathbf{r}_j \neq \mathbf{0}_n$ (if $\mathbf{r}_i = \mathbf{r}_j$ then the space \mathbb{R}^n would be orthogonal to $\mathbf{y}(0)$). Recall that \mathbf{R} is determined uniquely by \mathbf{W} , ϕ and λ , and is independent of $\mathbf{y}(0)$. Thus, for a network with a given set of parameters \mathbf{W} , ϕ and λ , it is straightforward to conclude that the set of initial conditions for which $m \geq 2$ individuals have the same private opinion lies in a subspace of \mathbb{R}^n of dimension $n - m + 1$.

Let $\mathcal{H}_1, \dots, \mathcal{H}_H$ be H disjoint sets of individuals $i \in \mathcal{I}$ who have the same final private opinion, with the opinion value for each disjoint set being different. That is, $\mathcal{H}_h = \{i_h, j_h \in \mathcal{I} : y_{i_h}^* = y_{j_h}^*\}$ for $h \in \{1, \dots, H\}$, with $y_{i_p}^* \neq y_{i_q}^*, \forall p, q \in \{1, \dots, H\}$ and $p \neq q$. Let $\mathcal{K} = \{i \in \mathcal{I} : y_i^* = \hat{y}_i^*\}$. Eq. (2) yields that for any $i \in \mathcal{I}$, $y_i^* = \hat{y}_i^* \Leftrightarrow y_i^* = \hat{y}_{\text{avg}}$, which implies $|\mathcal{K}| \leq \max_{h \in \{1, \dots, H\}} |\mathcal{H}_h|$. Thus, for a network with given $\mathbf{W}, \phi, \lambda$, the set of $\mathbf{y}(0)$ for which $m \geq 2$ individuals i have $y_i^* = \hat{y}_i^*$ lies in a subspace of \mathbb{R}^n with dimension $n - m + 1$.

The case of $m = 1$ will now be proved, i.e. there is a single individual i in the network with $y_i^* = \hat{y}_i^* = \hat{y}_{\text{avg}}$. One has $\hat{y}_{\text{avg}}^* = \tilde{\mathbf{r}}^\top \mathbf{y}(0)$, where $\tilde{\mathbf{r}}^\top = \frac{1}{n} \mathbf{1}_n^\top \mathbf{S} \mathbf{R}$, which implies that $y_i^* = \hat{y}_i^*$ if and only if $(\mathbf{r}_i - \tilde{\mathbf{r}})^\top \mathbf{y}(0) = 0$. In other words, $\mathbf{r}_i - \tilde{\mathbf{r}}$ must be orthogonal to $\mathbf{y}(0)$. First, it must be proved that $\mathbf{r}_i \neq \tilde{\mathbf{r}}$. Observe that $\tilde{\mathbf{r}}^\top$ is a linear combination of the rows of \mathbf{R} , denoted as $\mathbf{r}_1^\top, \dots, \mathbf{r}_n^\top$. But since \mathbf{R} is invertible and thus full rank, then clearly \mathbf{r}_i^\top cannot be a linear combination of $\mathbf{r}_1^\top, \dots, \mathbf{r}_n^\top$, and thus $\mathbf{r}_i \neq \tilde{\mathbf{r}}$. Since \mathbf{S} and \mathbf{R} are independent of $\mathbf{y}(0)$ then so is $\tilde{\mathbf{r}}$, and it follows that for a network with given $\mathbf{W}, \phi, \lambda$, the set of $\mathbf{y}(0)$ for which a single individual i has $y_i^* = \hat{y}_i^*$ is in a subspace of \mathbb{R}^n of dimension $n - 1$. This completes the proof. \square

C.8 Proof of Corollary 2

Recall the definition of the performance function V in Appendix A.1. From Theorem 1, one has that $V(\hat{\mathbf{y}}^*) = V(\mathbf{S}\mathbf{y}^*) \leq \tau(\mathbf{S})V(\mathbf{y}^*)$, which implies that there holds $V(\hat{\mathbf{y}}^*)/\tau(\mathbf{S}) \leq V(\mathbf{y}^*)$. Thus, Eq. (17) can be proved by showing that $\tau(\mathbf{S}) \leq \kappa(\phi)$. Recall that \mathbf{Q}_{22}^{-1} can be

expressed using the Neumann series as $\mathbf{Q}_{22}^{-1} = (\mathbf{I} - \mathbf{P}_{22})^{-1} = \sum_{k=0}^{\infty} \mathbf{P}_{22}^k$. Since $\mathbf{P}_{22} = (\mathbf{I}_n - \Phi) \frac{\mathbf{1}_n \mathbf{1}_n^\top}{n}$ and $\mathbf{Q}_{21} = -\Phi$, it follows that

$$\begin{aligned} \mathbf{S} &= -\mathbf{Q}_{22}^{-1} \mathbf{Q}_{21} = \sum_{k=0}^{\infty} \left[(\mathbf{I}_n - \Phi) \frac{\mathbf{1}_n \mathbf{1}_n^\top}{n} \right]^k \Phi \\ &= \Phi + \sum_{k=1}^{\infty} \left[(\mathbf{I}_n - \Phi) \frac{\mathbf{1}_n \mathbf{1}_n^\top}{n} \right]^k \Phi. \end{aligned}$$

For convenience, let $\underline{a} = \min_{i,j} a_{ij}$ denote the smallest element of a matrix \mathbf{A} . From Eq. (A.5), it follows that, for any square $\mathbf{A} > 0$, there holds

$$\tau(\mathbf{A}) \leq 1 - n\underline{a} \quad (\text{C.7})$$

Define $\mathbf{H} = \sum_{k=1}^{\infty} \left[(\mathbf{I}_n - \Phi) \frac{\mathbf{1}_n \mathbf{1}_n^\top}{n} \right]^k \Phi$ and verify easily that $\mathbf{H} > 0$. Observe that there holds $\underline{s} = \underline{h}$ because $\mathbf{S} = \Phi + \mathbf{H}$ has the same offdiagonal entries as \mathbf{H} , and the i^{th} diagonal entry of \mathbf{S} is greater than that of \mathbf{H} by ϕ_i . Since $\mathbf{S}, \mathbf{H} > 0$, it follows from Eq. (C.7) that $\tau(\mathbf{S}), \tau(\mathbf{H}) \leq 1 - n\underline{h}$, and thus the matrix \mathbf{H} will now be analysed. Consider a matrix $\mathbf{A} \in \mathbb{R}^{n \times n}$, with \mathbf{a}_i denoting the i^{th} column. Observe that

$$\begin{aligned} (\mathbf{I}_n - \Phi) \frac{\mathbf{1}_n \mathbf{1}_n^\top}{n} \mathbf{A} &= \frac{1}{n} \begin{bmatrix} (1 - \phi_1) \mathbf{1}^\top \\ \vdots \\ (1 - \phi_n) \mathbf{1}^\top \end{bmatrix} \begin{bmatrix} \mathbf{a}_1 & \dots & \mathbf{a}_n \end{bmatrix} \\ &= \frac{1}{n} \begin{bmatrix} (1 - \phi_1) \sum_{j=1}^n a_{1j} & \dots & (1 - \phi_1) \sum_{j=1}^n a_{nj} \\ \vdots & \ddots & \vdots \\ (1 - \phi_n) \sum_{j=1}^n a_{1j} & \dots & (1 - \phi_n) \sum_{j=1}^n a_{nj} \end{bmatrix}. \end{aligned}$$

By recursion, we obtain that the $(i, j)^{\text{th}}$ entry of $[(\mathbf{I}_n - \Phi) \frac{\mathbf{1}_n \mathbf{1}_n^\top}{n}]^k$ is given by $\frac{(1 - \phi_i)}{n^k} \gamma_k$, where

$$\gamma_k = \underbrace{\left[\sum_{p_1=1}^n \sum_{p_2=1}^n \dots \sum_{p_{k-1}=1}^n (1 - \phi_{p_1})(1 - \phi_{p_2}) \dots (1 - \phi_{p_{k-1}}) \right]}_{k-1 \text{ summation terms}}$$

This is obtained by recursively using $\sum_{i=1}^n \sum_{j=1}^n a_i b_j = (\sum_{i=1}^n a_i) (\sum_{j=1}^n b_j) = \sum_{i=1}^n a_i (\sum_{j=1}^n b_j)$. Next, define $\mathbf{Z}^k = [(\mathbf{I}_n - \Phi) \frac{\mathbf{1}_n \mathbf{1}_n^\top}{n}]^k \Phi$. From the above, one can show that the $(i, j)^{\text{th}}$ element of \mathbf{Z}^k is given by $z_{ij}(k) = \frac{1}{n^k} (1 - \phi_i) \phi_j \gamma_k$. It follows that the smallest element of \mathbf{Z}^k , denoted by $\underline{z}(k)$, is bounded as follows

$$\underline{z}(k) \geq \frac{1}{n^k} (1 - \phi_{\max}) \phi_{\min} \gamma_k. \quad (\text{C.8})$$

Observe that $1 - \phi_i \geq 1 - \phi_{\max}$, $\forall i \Rightarrow \sum_{a=1}^n 1 - \phi_a \geq n(1 - \phi_{\max})$. It follows that

$$\begin{aligned} \underline{z}(k) &\geq \frac{1}{n^k} (1 - \phi_{\max}) \phi_{\min} (1 - \phi_{\max})^{k-1} n^{k-1} \\ &\geq \frac{1}{n} \phi_{\min} (1 - \phi_{\max})^k. \end{aligned} \quad (\text{C.9})$$

Since $\mathbf{H} = \sum_{k=1}^{\infty} \mathbf{Z}^k$, it follows that

$$\begin{aligned} \underline{h} &\geq \sum_{k=1}^{\infty} \underline{z}(k) \geq \frac{1}{n} \phi_{\min} \left[\sum_{k=1}^{\infty} (1 - \phi_{\max})^k \right] \\ &\geq \frac{1}{n} \left[\frac{\phi_{\min}}{\phi_{\max}} (1 - \phi_{\max}) \right], \end{aligned}$$

where the final inequality is obtained by recalling that for any $r \in \mathbb{R}$ such that $|r| < 1$, the geometric series is $\sum_{k=0}^{\infty} r^k = \frac{1}{1-r} \Leftrightarrow \sum_{k=1}^{\infty} r^k = \frac{1}{1-r} - 1$, and $0 < 1 - \phi_{\max} < 1$. It follows from Eq. (C.7), and the arguments immediately below it, that

$$\tau(\mathbf{S}) \leq 1 - n\underline{h} = 1 - \frac{\phi_{\min}}{\phi_{\max}} (1 - \phi_{\max}) = \kappa(\phi) \quad (\text{C.10})$$

as in the corollary statement. Since $0 < \phi_{\min}/\phi_{\max} < 1$ and $0 < 1 - \phi_{\max} < 1$, one has $0 < \frac{\phi_{\min}}{\phi_{\max}} (1 - \phi_{\max}) = \kappa(\phi) < 1$ and thus $\tau(\mathbf{S}) \leq \kappa(\phi)$ holds $\forall \phi_i \in (0, 1)$. \square

Key to the proof is that the coefficient of ergodicity for \mathbf{S} is bounded from above as $\tau(\mathbf{S}) \leq \kappa(\phi)$. The tightness of the bound depends on ϕ_{\min}/ϕ_{\max} : this can be concluded by examining the proof, and noting that the key inequalities in Eq. (C.8) and Eq. (C.9) involve ϕ_{\min} and ϕ_{\max} . If $\phi_{\min}/\phi_{\max} = 1$, i.e. all resilience values are equal, then $\tau(\mathbf{S}) = \kappa(\phi)$.

C.9 Proof of Corollary 3

First, verify that \mathbf{S} is invertible, and continuously differentiable, for all $\phi_i \in (0, 1)$. From Lemma 5 we obtain

$$\frac{\partial \mathbf{S}(\phi)}{\partial \phi_i} = -\mathbf{S}(\phi) \left(\frac{\partial \mathbf{S}^{-1}(\phi)}{\partial \phi_i} \right) \mathbf{S}(\phi). \quad (\text{C.11})$$

Below, the argument ϕ will be dropped from $\mathbf{S}(\phi)$ and $\mathbf{S}^{-1}(\phi)$ when there is no confusion. Note that $\frac{\partial \mathbf{S}^{-1}}{\partial \phi_i} = -\phi_i^{-2} \mathbf{e}_i \mathbf{e}_i^\top$, where \mathbf{e}_i is the i^{th} canonical unit vector. Using Eq. (C.2) and by Lemma 5, one obtains

$$\begin{aligned} \frac{\partial \mathbf{S}(\phi)}{\partial \phi_i} &= -\mathbf{S} \left(-\frac{1}{\phi_i^2} \mathbf{e}_i \mathbf{e}_i^\top + \frac{1}{\phi_i^2} \mathbf{e}_i \mathbf{e}_i^\top \frac{\mathbf{1}_n \mathbf{1}_n^\top}{n} \right) \mathbf{S} \\ &= \frac{1}{\phi_i^2} \mathbf{S} \mathbf{e}_i \left(\mathbf{e}_i^\top - \frac{1}{n} \mathbf{1}_n^\top \right) \mathbf{S}, \end{aligned}$$

with the second equality being obtained by noting that $\mathbf{e}_i^\top \mathbf{1}_n = 1$. It suffices to prove the corollary claim, if it can be shown that the row vector $(\mathbf{e}_i^\top - \frac{1}{n} \mathbf{1}_n^\top) \mathbf{S}$ has a strictly positive i^{th} entry and all other entries are strictly negative. This is because $\mathbf{S} > 0$ implies that the row vector $\mathbf{S} \mathbf{e}_i > 0$. This will be achieved by showing that

$$\left(\mathbf{e}_i^\top - \frac{1}{n} \mathbf{1}_n^\top \right) \mathbf{S} \mathbf{e}_i > 0 \quad (\text{C.12})$$

$$\left(\mathbf{e}_i^\top - \frac{1}{n} \mathbf{1}_n^\top \right) \mathbf{S} \mathbf{e}_j < 0, \quad \forall j \neq i. \quad (\text{C.13})$$

Toward this end, the following useful quantity is first calculated:

$$\begin{aligned} \mathbf{e}_i^\top \mathbf{S}^{-1} &= \mathbf{e}_i^\top \left(\mathbf{\Phi}^{-1} - \mathbf{\Phi}^{-1} (\mathbf{I}_n - \mathbf{\Phi}) \frac{\mathbf{1}_n \mathbf{1}_n^\top}{n} \right) \\ &= \frac{1}{\phi_i} \mathbf{e}_i^\top - \frac{1}{n} \left(\frac{1}{\phi_i} - 1 \right) \mathbf{1}_n^\top, \end{aligned}$$

which holds because $\mathbf{e}_i^\top \mathbf{\Phi}^{-1} = \phi_i^{-1} \mathbf{e}_i^\top$. Postmultiplying by \mathbf{S} on both sides of the equation $\mathbf{e}_i^\top \mathbf{S}^{-1} = \frac{1}{\phi_i} \mathbf{e}_i^\top - \frac{1}{n} \left(\frac{1}{\phi_i} - 1 \right) \mathbf{1}_n^\top$ yields $\mathbf{e}_i^\top = \frac{1}{\phi_i} \mathbf{e}_i^\top \mathbf{S} - \frac{1}{n} \left(\frac{1}{\phi_i} - 1 \right) \mathbf{1}_n^\top \mathbf{S}$. Rearranging this yields the following two equalities

$$\mathbf{e}_i^\top \mathbf{S} = \phi_i \mathbf{e}_i^\top + \frac{1}{n} (1 - \phi_i) \mathbf{1}_n^\top \mathbf{S} \quad (\text{C.14})$$

$$\mathbf{1}_n^\top \mathbf{S} = \frac{n}{1 - \phi_i} (\mathbf{e}_i^\top \mathbf{S} - \phi_i \mathbf{e}_i^\top). \quad (\text{C.15})$$

First, Eq. (C.13) will be proved. By using the equality of Eq. (C.14) for substitution, observe that the left hand side of Eq. (C.13) can be evaluated as

$$\begin{aligned} &\left(\mathbf{e}_i^\top \mathbf{S} - \frac{1}{n} \mathbf{1}_n^\top \mathbf{S} \right) \mathbf{e}_j \\ &= \left(\phi_i \mathbf{e}_i^\top + \frac{1}{n} (1 - \phi_i) \mathbf{1}_n^\top \mathbf{S} - \frac{1}{n} \mathbf{1}_n^\top \mathbf{S} \right) \mathbf{e}_j = -\frac{\phi_i}{n} \mathbf{1}_n^\top \mathbf{S} \mathbf{e}_j, \end{aligned}$$

by making use of the fact that $\mathbf{e}_i^\top \mathbf{e}_j = 0$ for any $j \neq i$. Note that the quantity $\mathbf{1}_n^\top \mathbf{S} \mathbf{e}_j$ is the sum of all entries of the j^{th} column of \mathbf{S} , and this quantity is strictly positive because $\mathbf{S} > 0$. Thus, $-\phi_i \mathbf{1}_n^\top \mathbf{S} \mathbf{e}_j / n < 0$, which proves Eq. (C.13). Using the equality of Eq. (C.15) for substitution, observe that the left hand side of Eq. (C.12) is

$$\begin{aligned} (\mathbf{e}_i^\top \mathbf{S} - \frac{1}{n} \mathbf{1}_n^\top \mathbf{S}) \mathbf{e}_i &= \mathbf{e}_i^\top \mathbf{S} \mathbf{e}_i - \frac{1}{1 - \phi_i} (\mathbf{e}_i^\top \mathbf{S} \mathbf{e}_i - \phi_i \mathbf{e}_i^\top \mathbf{e}_i) \\ &= \frac{\phi_i}{1 - \phi_i} (1 - \mathbf{e}_i^\top \mathbf{S} \mathbf{e}_i) > 0. \end{aligned} \quad (\text{C.16})$$

The inequality is obtained by observing that 1) $0 < \phi_i < 1 \Rightarrow \phi_i / (1 - \phi_i) > 0$, and 2) $1 - \mathbf{e}_i^\top \mathbf{S} \mathbf{e}_i > 0$ because \mathbf{S} being row-stochastic and positive implies $0 < \mathbf{e}_i^\top \mathbf{S} \mathbf{e}_i = s_{ii} < 1$. This proves Eq. (C.12). \square

C.10 Local Public Opinion Model Analysis

Regarding Lemmas 6 and 7: Observe that to go from \mathbf{P} in Eq. (5) to \mathbf{Z} in Eq. (8), one simply replaces the row-stochastic and primitive matrix $\frac{\mathbf{1}_n \mathbf{1}_n^\top}{n}$ with the row-stochastic and primitive matrix \mathbf{A} (because \mathbf{W} is primitive under Assumption 1 and $\mathbf{A} \prec \mathbf{W}$, then \mathbf{A} is also primitive). This means that the result of Lemma 6 continues to hold if \mathbf{P} is replaced with \mathbf{Z} in the lemma statement, because all the properties of $\mathcal{G}[\frac{\mathbf{1}_n \mathbf{1}_n^\top}{n}]$ used in the proof (e.g. strong connectedness, and row-stochasticity of $\frac{\mathbf{1}_n \mathbf{1}_n^\top}{n}$) also hold for $\mathcal{G}[\mathbf{A}]$. It also means that Lemma 7 also applies for $\mathbf{Q} = \mathbf{I}_{2n} - \mathbf{Z}$. Again, the fact that \mathbf{A} is row-stochastic and primitive is all that is need to prove the lemma statement for $\bar{\mathbf{Q}}$.

Regarding the remaining results: It is straightforward to prove that Theorems 1 and 2, with the obvious adjustments, continue to hold, since the proofs primarily rely on Lemmas 6 and 7. Corollary 1 and Lemma 1 will also continue to hold. A key difference however, is that \mathbf{S} depends on \mathbf{A} , which in turn is dependent on \mathbf{W} (\mathbf{A} is dependent on the structure of \mathbf{W} , but not necessarily the value of its entries depending on choice of a_{ij}). This means that \mathbf{S} , i.e. the matrix whose entries form the convex weights which relate $\hat{\mathbf{y}}^*$ to \mathbf{y}^* , now depends on the structure of $\mathcal{G}[\mathbf{W}]$. Corollary 3 can also easily be extended. Note that $\mathbf{e}_i^\top \mathbf{A} = \mathbf{a}_i^\top$, where \mathbf{a}_i^\top is the i^{th} row of \mathbf{A} . Since \mathbf{A} is irreducible, then at least one entry of \mathbf{a}_i^\top is strictly positive. The proof method then follows identical steps, but with \mathbf{A} replacing $\frac{\mathbf{1}_n \mathbf{1}_n^\top}{n}$.

Corollary 2 was proved using nontrivial calculations that made explicit use of the fact that the global public opinion \hat{y}_{avg} is captured by an all-to-all (or complete) interaction network $\mathcal{G}[\frac{\mathbf{1}_n \mathbf{1}_n^\top}{n}]$. With $\hat{y}_{i,\text{lavg}}$, these calculations no longer hold. This suggests that obtaining a similar result, but for local public opinion updating, might be extremely difficult, but not necessarily impossible and may be a future direction of research.