

# Hierarchical Dirichlet Process-based Open Set Recognition

Chuanxing Geng and Songcan Chen

**Abstract**—In this paper, we proposed a novel hierarchical dirichlet process-based classification framework for open set recognition (HDP-OSR) where new categories' samples unseen in training appear during testing. Unlike the existing methods which deal with this problem from the perspective of discriminative model, we reconsider this problem from the perspective of generative model. We model each known class data in training set as a group in hierarchical dirichlet process (HDP) while the testing set as a whole is treated in the same way, then co-clustering all the groups under the HDP framework. Based on the properties of HDP, our HDP-OSR does not overly depend on training samples and can achieve adaptive change as the data changes. More precisely, HDP-OSR can automatically reserve space for unknown categories while it can also discover new categories, meaning it naturally adapts to the open set recognition scenario. Furthermore, treating the testing set as a whole makes our framework take the correlations among the testing samples into account whereas the existing methods obviously ignore this information. Experimental results on a set of benchmark data sets indicate the validity of our learning framework.

**Index Terms**—Open set recognition, hierarchical dirichlet process, generative model, new class discovery.

## 1 INTRODUCTION

IN real-world recognition (or classification) tasks, it is difficult to collect training samples exhaustively of all categories on account of the objective conditions. Therefore, recognition algorithms trained only on the samples of finite known categories will become unreliable due to the fact that new categories' samples unseen in training may appear during testing which can cause misclassifications. This scenario is called open set recognition (OSR) [1], where incomplete knowledge of the world exists at training time, and unknown classes can be submitted to a recognition algorithm during testing.

The main challenge for OSR is that the traditional classifiers trained under closed set scenario divide too much space for known categories and will always classify new categories' samples unseen in training as belonging to the known classes, leading to the undesired misclassifications. To tackle this, the related study has been conducted under a number of frameworks, assumptions and names [2], [3], [4], [5], [6]. It is Scheirer et al. [1] that firstly formalized the open set recognition problem and proposed a preliminary solution—1-vs-Set machine, which incorporating an open space risk term to account for the space beyond the reasonable support of known classes. Although 1-vs-Set machine decreases the region of known class for each binary SVM, the space occupied by each known class remains unbounded, and the open space risk still exists, as shown in Fig. 1, the 1-vs-Set machine will make misclassifications if the samples of unknown classes ?2,?3 appear in testing.

Afterwards, Scheirer et al. [7] extended the general idea of open space risk limiting classification to accommodate non-linear classifiers in a multiclass setting while a novel

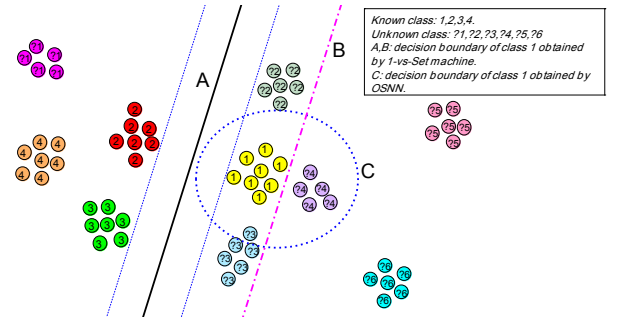


Fig. 1. Only known classes 1-4 are available in training, while unknown classes ?1-?6 appear during testing. 'A' and 'B' are the decision boundaries of class 1 obtained by 1-vs-Set machine, while 'C' is the decision boundary of class 1 obtained by OSNN.

Weibull-calibrated SVM (W-SVM) algorithm was proposed, which combined the useful properties of statistical extreme value theory for score calibration with one-class and binary support vector machines. Based on the intuition that we can reject the large set of unknown classes even under an assumption of incomplete class knowledge on condition that the positive data for any known class was accurately modeled without overfitting, Jain et al. [8] invoked the statistical extreme value theory to model the positive training data at the decision boundary and proposed the  $P_T$ -SVM algorithm. Recently, Júnior et al. [9] extended the Nearest-Neighbor classifier and proposed a novel multiclass classifier, briefly called OSNN, for the OSR scenario. Zhang et al. [10] proposed the SROSR algorithm based on sparse representation, where they modeled the tail of the matched and sum of non-matched reconstruction error distributions using the statistical extreme value theory, while Rudd et al. [11] formulated a theoretically sound classifier—the Extreme Value Machine (EVM), addressing the gap that the existing algorithms take

• The authors are with College of Computer Science and Technology, Nanjing University of Aeronautics and Astronautics, Nanjing, 211106, China. E-mail: {gengchuanxing, s.chen}@nuaa.edu.cn.

little to no distributional information into account when learning recognition functions and lack a strong theoretical foundation.

Almost all of the algorithms mentioned above limit the regions of known classes through the use of threshold-based classification schemes, providing space for unknown categories and effectively reducing the open space risk. However, defining such a threshold is a difficult and risky thing since we usually just have the information of known categories and do not know in what region of the feature space a test sample belonging to an unknown category would appear. For example, as shown in Fig. 1, the decision boundary<sup>1</sup> 'C' obtained by OSNN for known class 1 can reject the large set of unknown classes whereas it still makes a misclassification when unknown class ?4 appears during testing. In addition, many scholars have also conducted the study for OSR problem, based on deep networks [12], [13], [14], [15]. However, the similar problems discussed above still exist.

In this paper, we reconsider the OSR problem from the perspective of generative model and propose a novel hierarchical dirichlet process-based classification framework for open set recognition, briefly called HDP-OSR. We model each known class data in training set as a group in hierarchical dirichlet process (HDP) while the testing set as a whole is treated in the same way, then co-clustering all the groups under the HDP framework. Different from the existing methods mentioned above, our HDP-OSR does not overly depend on training samples and can achieve adaptive change as the data changes. More precisely, HDP-OSR can automatically reserve space for unknown categories while it can also discover new categories, meaning it naturally adapts to the open set recognition scenario. Specifically, the contributions and details of our HDP-OSR can be highlighted as follows:

- 1) A novel hierarchical dirichlet process-based classification framework is proposed, which addresses the OSR problem from the perspective of generative model.
- 2) Different from the existing methods dealing with OSR problem, our HDP-OSR can automatically reserve space for unknown categories while it can also discover new categories.
- 3) Treating the testing set as a whole makes our framework take the correlations among the testing samples into account whereas the existing methods obviously ignore this information.
- 4) A thorough empirical evaluation of the proposed framework is reported, showing the significant improvement in classification performance, while the function of new category discovery is also demonstrated.

The remainder of this paper is organized as follows. Section II gives the related work in open set recognition. Section III proposes the hierarchical dirichlet process-based open set recognition framework (HDP-OSR). Experimental evaluation is given in Section IV, while Section V contains a conclusion.

1. The decision boundary of a class defines the region in which a possible test sample will be classified as belonging to that class.

## 2 RELATED WORK

In this section, we briefly review the relevant representative approaches that somehow deal with open set recognition problem. Based on previous work about OSR scenario, Scheirer et al. [1] firstly developed a formalization of OSR, where the openness of a particular problem or data universe is defined by considering the number of training, target, and testing classes:

$$\text{openness} = 1 - \sqrt{\frac{2 \times |\text{training classes}|}{|\text{testing classes}| + |\text{target classes}|}}.$$

Larger openness corresponds to more open problems, while the problem is completely closed when openness = 0. With the notion of openness, they posed the following OSR problem: given a set of training data  $U$ , an open space risk function  $R_O$ , and an empirical risk function  $R_\epsilon$ , the goal of OSR is to find a measurable recognition function  $f \in \mathcal{H}$  defined by minimizing the open set risk

$$f = \arg \min_{\hat{f} \in \mathcal{H}} \{R_O(\hat{f}) + \lambda_r R_\epsilon(\hat{f}(U))\},$$

where  $\lambda_r$  is a regularization constant.

### 2.1 The 1-vs-Set Machine

Using the definition of the OSR problem mentioned above, an SVM-based OSR method called the 1-vs-Set machine [1] is proposed, where the open space risk  $R_O$  is considered to be the ratio of the Lebesgue measure of positively labeled open space compared to the overall measure of positively labeled space. Unfortunately, computing such a  $R_O$  directly may be costly or even intractable. Thus, a model is derived in the score space by adding another plane 'B' (shown in Fig. 1) which parallels the separating hyperplane 'A' obtained by an SVM, leading to a slab in feature space. Furthermore, the open space risk for a linear kernel slab model is defined as follows:

$$R_O = \frac{\delta_B - \delta_A}{\delta^+} + \frac{\delta^+}{\delta_B - \delta_A} + p_A \omega_A + p_B \omega_B, \quad (1)$$

where  $\delta_A$  and  $\delta_B$  denote the marginal distances of the corresponding hyperplanes, and  $\delta^+$  is the separation needed to account for all positive data. Additionally, user-specified parameters  $p_A$  and  $p_B$  are given to weight the importance between the margin spaces  $\omega_A$  and  $\omega_B$ .

After training the 1-vs-Set machine, a testing sample that appears between the two hyperplanes would be labeled with the appropriate category. Otherwise, it is considered as non-target class or rejected, depending on which side of the slab it resides. As discussed in Section 1, the 1-vs-Set machine reduces the open space risk to some extent, however, it still occupies the infinite space, meaning the open space risk still exists.

### 2.2 The W-SVM Model

To overcome the deficiency of the 1-vs-Set machine, Scheirer et al. [7] incorporated non-linear kernels into a solution that further limited open space risk by positively labeling only sets with finite measure. They formulated a compact abating probability (CAP) model, where probability of class

membership abates as points move from known data to open space.

Based on the CAP model, a novel technique called Weibull-calibrated SVM (W-SVM) is proposed, which implements two separated SVMs. The first is a one-class SVM CAP model used as a conditioner: if the one-class SVM predicts the posterior estimate  $P_O(y|x)$  of an input sample  $x$  is less than a threshold  $\delta_\tau$ , the sample will be rejected outright. Otherwise, it will be passed to the second SVM.

The second SVM is a binary SVM CAP model via a fitted Weibull cumulative distribution function, yielding the posterior estimate  $P_\eta(y|x)$  for the corresponding positive class as well as a reverse Weibull fitting, obtaining the posterior estimate  $P_\psi(y|x)$  for the corresponding negative classes. Defined an indicator variable:  $\iota_y = 1$  if  $P_O(y|x) > \delta_\tau$  and  $\iota = 0$  otherwise, then the W-SVM model for OSR is defined as follows

$$\begin{aligned} y^* &= \arg \max_{y \in \mathcal{Y}} P_\eta(y|x) \times P_\tau(y|x) \times \iota_y \\ &\text{subject to } P_\eta(y^*|x) \times P_\tau(y^*|x) \geq \delta_R, \end{aligned} \quad (2)$$

where  $\mathcal{Y}$  denotes all the known classes,  $\delta_R$  is the threshold of the second SVM CAP model.

The W-SVM effectively limits the open space risk by the threshold-based classification schemes, while the thresholds  $\delta_\tau$  and  $\delta_R$  are set empirically, e.g.,  $\delta_\tau$  is fixed to 0.001, while  $\delta_R$  can be set depending on the openness of the specific problem by

$$\delta_R = 0.5 \times \text{openness}.$$

However, such threshold settings, especially for  $\delta_R$ , do not have a general sense since we only have the information of training data, and know nothing about the testing set (including unknown categories or not) in most cases. Therefore, selecting such thresholds is still a difficult and risky thing.

### 2.3 The OSNN Model

Recently, Júnior et al. [9] proposed a novel multiclass classifier, briefly called OSNN, for the OSR scenario, which extends upon the traditional closed-set Nearest Neighbor classifier. Specifically, the OSNN firstly finds the nearest neighbor  $t$  of the testing sample  $s$  and then the nearest neighbor  $u$  of  $s$  such that  $\theta(u) \neq \theta(t)$ , in which  $\theta(x) \in \mathcal{L} = \{\ell_1, \ell_2, \dots, \ell_n\}$  represents the category of the corresponding sample  $x$  and  $\mathcal{L}$  is the set of training labels (known categories).

Next, one can calculate the ratio  $v = d(s, t)/d(s, u)$ , in which  $d(x, x')$  is the Euclidean distance between samples  $x$  and  $x'$  in the feature space. If  $v$  is less than or equal to the pre-set threshold  $\sigma$ ,  $0 < \sigma < 1$ ,  $s$  is classified as the same label of  $t$ . Otherwise, it is considered as unknown, i.e.,

$$\theta(s) = \begin{cases} \theta(t) & \text{if } v \leq \sigma \\ \text{"unknown"} & \text{if } v > \sigma \end{cases} \quad (3)$$

Note that applying a threshold on the ratio of similarity scores seems better than on itself as reported in [9]. However, the selection of such a threshold is still a challenge as we usually just have the information of known categories, and do not know in what region of the feature space a test sample belonging to an unknown category would appear.

As described in Section 1, the OSNN will make a misclassification when unknown class ?4 appears during testing. In addition, just selecting two reference samples coming from different categories for comparison may make the OSNN model vulnerable for outliers.

## 3 HIERARCHICAL DIRICHLET PROCESS-BASED OPEN SET RECOGNITION (HDP-OSR)

In this section, we reconsider the OSR problem from the perspective of generative model and present a novel hierarchical dirichlet process-based classification framework (HDP-OSR) for OSR scenario. Different from the existing methods which limit the regions of known categories and provided space for unknown categories via utilizing the threshold-based classification schemes where the selection of the thresholds is a difficult and risky thing, our HDP-OSR can automatically reserve space for unknown categories due to the natural properties of HDP where the model does not overly depend on training samples and can achieve adaptive change as the data changes. Furthermore, our HDP-OSR can discover new categories, whereas other related algorithms can hardly do like that.

Next, we firstly give a brief review of the Hierarchical Dirichlet Process (HDP) [16] widely used in machine learning problems for co-clustering multiple groups of data by sharing mixture components among the groups. Note that we use the terms "group" and "class" interchangeably in the rest of the paper, then we assume that each group/class data comes from a mixture model with an unknown number of components.

### 3.1 Hierarchical Dirichlet Process

The Dirichlet process (DP) [17], [18] considered as a distribution over distributions is a stochastic process which is mainly used in clustering and density estimation problems as a nonparametric prior defined over the number of mixture components. As a hierarchical extension to DP, the Hierarchical Dirichlet Process [16] is proposed, modeling each group of data in the form of a Dirichlet process mixture model (DPM). Under this hierarchical structure, an elegant way of sharing parameters is provided, allowing the DPM models across different groups to be connected together through a higher level DP.

Let  $x_{ji} \in R^d$ ,  $i = \{1, \dots, n_j\}$ ,  $j = \{1, \dots, J\}$  denote the sample  $i$  in the group  $j$  where  $n_j$  denotes the number of samples in group  $j$ ,  $J$  is the total number of groups, and  $\theta_{ji}$  represents the parameters of the mixture component associated with  $x_{ji}$ , then the HDP framework is completed as follows:

$$\begin{aligned} G_0 | \gamma, H &\sim \text{DP}(\gamma, H) \\ G_j | \alpha_0, G_0 &\sim \text{DP}(\alpha_0, G_0) \text{ for each } j \\ \theta_{ji} | G_j &\sim G_j \text{ for each } j, i \\ x_{ji} | \theta_{ji} &\sim p(\cdot | \theta_{ji}) \text{ for each } j, i, \end{aligned} \quad (4)$$

where  $G_0$  as a global distribution is distributed as a Dirichlet process with concentration parameter  $\gamma$  and base distribution  $H$ , and  $G_j$  for each group is distributed according to the DP with concentration parameter  $\alpha_0$  and base distribution  $G_0$ . Moreover, as  $\alpha_0$  increases, the number of components

(or clusters) used to represent each group data increases. Note that although increasing  $\gamma$  can add the clusters used to represent the data of all groups, the degree to which these clusters are shared between groups will decrease at the same time [19].

An intuitive understanding of the generative process defined by a HDP model can be through an analogy to the Chinese Restaurant Franchise (CRF) which extends upon the Chinese restaurant process, allowing multiple restaurants to share a set of dishes. In the CRF metaphor, customer  $i$  in restaurant  $j$  is associated with  $\theta_{ji}$  and sits at table  $t_{ji}$  while table  $t$  is associated with one of the  $K$  random draws from  $H$ , i.e.,  $\psi_{jt} \in \{\phi_1, \dots, \phi_K\}$ , denoting the global menu of dishes. Moreover, a dish from the global menu served at table  $t$  in restaurant  $j$  is represented by the indicator variable  $k_{jt}$ . In addition, the concentration parameter  $\gamma$  controls the prior probability of serving a new dish at a new table [20].

In this framework, the restaurants correspond to groups, the tables in each restaurant correspond to the mixture components in the DP mixture model, and the dishes in the global menu correspond to the unique set of parameters shared among the restaurants.

The conditional distributions for  $\theta_{ji}$  and  $\psi_{jt}$  can be obtained by integrating out  $G_j$  and  $G_0$ , respectively.

$$\theta_{ji} | \theta_{j1}, \dots, \theta_{j,i-1} \sim \sum_{t=1}^{m_j} \frac{n_{jt}}{i-1 + \alpha_0} \delta_{\psi_{jt}} + \frac{\alpha_0}{i-1 + \alpha_0} G_0, \quad (5)$$

where  $m_j$  represents the number of tables in restaurant  $j$ , and  $n_{jt}$  is the number of customers in restaurant  $j$  at table  $t$ . According to (5), the conditional  $\theta_{ji}$  is assigned to one of the existing  $\psi_{jt}$  with probability  $\frac{n_{jt}}{i-1 + \alpha_0}$  or a new table drawn from  $G_0$  with probability  $\frac{\alpha_0}{i-1 + \alpha_0}$ . Note that we omit  $\alpha_0$  and  $G_0$  for ease of writing. Similarly,

$$\psi_{jt} | \psi_{11}, \psi_{12}, \dots, \psi_{21}, \dots, \psi_{j,t-1} \sim \sum_{k=1}^K \frac{m_{.k}}{m_{..} + \gamma} \delta_{\phi_k} + \frac{\gamma}{m_{..} + \gamma} H, \quad (6)$$

where  $m_{.k}$  represents the number of tables across all restaurants serving dish  $\phi_k$ , and  $m_{..}$  denotes the total number of tables occupied by all restaurants. According to (6), the conditional distribution  $\psi_{jt}$  inherits one of the existing  $\phi_k$  with probability  $\frac{m_{.k}}{m_{..} + \gamma}$  or a new dish drawn from  $H$  with probability  $\frac{\gamma}{m_{..} + \gamma}$ , and we also omit  $\gamma$  and  $H$  for ease of writing.

The inference of CRF can be performed by using a Gibbs sampling scheme [21]. Rather than dealing with the  $\theta_{ji}$ 's and  $\psi_{jt}$ 's directly, the indicator variables  $t_{ji}$  and  $k_{ji}$  are sampled instead. Specifically, let  $\mathbf{x} = (x_{ji} : \text{all } j, i)$ ,  $\mathbf{t} = (t_{ji} : \text{all } j, i)$ ,  $\mathbf{k} = (k_{jt} : \text{all } j, t)$  and  $\phi = (\phi_1, \dots, \phi_K)$ , we have

$$p(t_{ji} = t | \mathbf{t}^{-ji}, \mathbf{k}, \phi, \mathbf{x}) \propto \begin{cases} n_{jt}^{-ji} p(x_{ji} | \phi_{k_{jt}}) & \text{if } t \text{ previously used,} \\ \alpha_0 p(x_{ji}) & \text{if } t = t^{\text{new}} \end{cases} \quad (7)$$

**Sampling  $\mathbf{k}$ ,**

$$p(k_{ji} = k | \mathbf{t}, \mathbf{k}^{-jt}, \phi, \mathbf{x}) \propto \begin{cases} m_{.k}^{-jt} \prod_{i:t_{ji}=t} p(x_{ji} | \phi_k) & \text{if } k \text{ previously used,} \\ \gamma \prod_{i:t_{ji}=t} p(x_{ji}) & \text{if } k = k^{\text{new}}, \end{cases} \quad (8)$$

**HDP-based Open Set Recognition Framework**

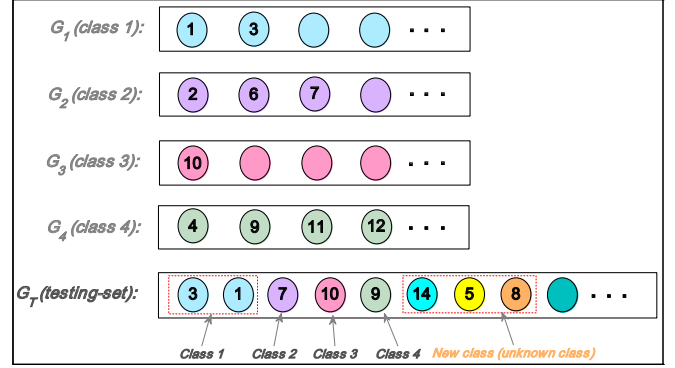


Fig. 2. Each known class (here is class 1-4), as a group in HDP, is modeled by a Dirichlet Process while the testing set (including unknown categories or not) as a whole is treated in the same way, then all the groups are co-clustered under the HDP framework. For a testing sample, it would be labeled as the appropriate known class or unknown class, depending on whether the subclass this sample is located associates with the corresponding known class or not. The number in the circle indicates the corresponding subclass.

where the set variables or the counts, e.g.,  $\mathbf{t}^{-ji}$ ,  $\mathbf{k}^{-jt}$  or  $n_{jt}^{-ji}$ ,  $m_{.k}^{-jt}$ , denote the corresponding superscripts removed from the sets or from the calculation of the counts. In addition, the conditional distribution for  $\phi$  is omitted as a conjugate pair  $H$  and  $p(\cdot | \phi)$  are chosen in this study, allowing us to integrate out  $\phi$  analytically. For more details, we refer the reader to [16].

### 3.2 HDP for Open Set Recognition

Our initial approach dealing with the OSR problem from the perspective of generative model is based on a slightly modified HDP framework, briefly called HDP-OSR. Specifically, we model each known class data in training set as a group by a Gaussian mixture model (GMM) with an unknown number of components, while the testing set as a whole is treated in the same way, then co-clustering all the groups under the HDP framework. Furthermore, we use the notion of subclass to represent a single component in the corresponding GMM model, then we can obtain one or more subclasses representing the corresponding class after co-clustering all the groups. And Fig. 2 shows the overview of our framework.

For a testing sample, it would be labeled as the appropriate known class or unknown class, depending on whether the subclass this sample is located associates with the corresponding known class or not. Furthermore, unlike the existing methods where the inference of unknown classes depends on accurately modeling for the known classes, our framework is able to provide explicit modeling for unknown classes appearing in testing set. More precisely, HDP-OSR can automatically reserve space for unknown categories and discover new categories, and such an ability intuitively makes our HDP-OSR have zero open space risk under ideal conditions where all classes including known and unknown classes are mutually exclusive. Note that under the HDP-OSR framework each new category will inherently have only one subcategory as we know nothing about the unknown categories. In addition, treating the testing set

as a whole makes our framework take the correlations among the testing samples into account whereas the existing methods obviously ignore this information.

It should be noted that the key to the realization of our HDP-OSR is the sharing of subclasses between the group of testing set and the groups corresponding to training set. However, the known classes of the training data may share the same subclasses between themselves, resulting in the unidentifiable problem. Therefore, we usually set a larger  $\gamma$  to decrease the degree to which the subclasses are shared between those classes. Intuitively, if all classes (including known classes and unknown classes) are mutually exclusive, the subclasses associated with the different classes would be different, making the input sample identifiable. Furthermore, we state the following proposition.

**Proposition 1.** Assume the set of potential classes, known and unknown, are mutually exclusive, and let  $m_{\cdot k}$ ,  $m_{\cdot \cdot}$ ,  $\gamma$ ,  $\phi_k$ , and  $H$  be described as above, and  $L$  denote the number of subclasses associated with the corresponding known classes. Then our HDP-OSR framework can model the subclasses associated with the corresponding known classes with probability  $\sum_{k=1}^L \frac{m_{\cdot k}}{m_{\cdot \cdot} + \gamma} \delta_{\phi_k}$  or unknown classes with probability  $\frac{\gamma}{m_{\cdot \cdot} + \gamma}$ , while it would have zero open space risk.

*Proof.* This proposition can be obviously obtained from the generative process of HDP.  $\square$

## 4 EXPERIMENTAL EVALUATION

To verify the effectiveness of our HDP-OSR framework<sup>2</sup>, we carry out several experiments on the benchmark data sets commonly used in OSR scenario, including LETTER [22], USPS [23], and PENDIGITS [24] which can be easily obtained from the LIBSVM machine learning data repository (<https://www.csie.ntu.edu.tw/~cjlin/libsvmtools/data-sets/multiclass.html>). As the first solution dealing with OSR problem from the perspective of generative model, we compare our HDP-OSR with the main methods to OSR problem, including 1-vs-Set machine, W-OSVM<sup>3</sup>, W-SVM,  $P_I$ -SVM and OSNN, where W-SVM,  $P_I$ -SVM are the currently popular algorithms.

Here we mainly focus on the comparisons of F-measure among these methods mentioned above since it better emphasizes the distinction between correct positive and negative classifications [7]. The F-measure is defined as a harmonic mean of Precision and Recall

$$\text{F-measure} = 2 \cdot \frac{\text{Precision} \cdot \text{Recall}}{\text{Precision} + \text{Recall}},$$

where

$$\text{Precision} = \frac{TP}{TP + FN}$$

and

$$\text{Recall} = \frac{TP}{TP + FP},$$

and TP, FN and FP represent true positive, false negative and false positive, respectively. Concretely, we use the

<sup>2</sup> The implementation code of HDP-OSR will be published after the article is received.

<sup>3</sup> W-OSVM is the W-SVM model which only uses the one-class SVM CAP model.

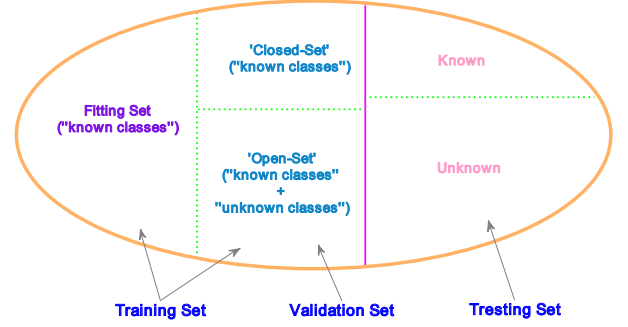


Fig. 3. Data partitioning. The data set is firstly divided into training and testing sets, then the training set is further divided into a fitting set and a validation set containing a 'closed set' simulation and a 'open set' simulation.

micro-F-measure [9] as an evaluation indicator and the higher the micro-F-measure, the better the performance of an OSR algorithm.

For comparison, we also give the recognition accuracy for these algorithms. As a common choice for evaluating the performance of decision classifiers, Accuracy is usually defined as follows

$$\text{Accuracy} = \frac{TP + TN}{TP + TN + FP + FN},$$

where TP, FP, and FN described as above, while TN denotes true negative. For the recognition accuracy of open set, we consider that a correct response should be either the correct classification (correctly classifying the positive or negative classes) or "rejection" if the testing sample is from an unknown category.

Additionally, the experimental setup for validating the different methods, including the experimental protocol and the parameter setting, is given in Section 4.1. Section 4.2 presents the main experimental results, while the function of new class discovery is demonstrated in Section 4.3.

### 4.1 Experimental setup

#### 4.1.1 Experimental protocol

As described in Section 1, the selection of suitable thresholds for the corresponding OSR methods is difficult and risky due to the fact that we usually just have the information of known categories and know nothing about the unknown categories. To mitigate this challenge, similar to OSNN [9], a parameter optimization phase adapted to the OSR scenario is performed to find the parameters of corresponding methods, especially for the thresholds corresponding to the related methods, where the thresholds are obtained by a tradeoff on F-measure between the simulations of 'Closed-Set' and 'Open-Set' scenarios built in validation set.

As shown in Fig. 3, the data set is firstly divided into training set owning known categories and testing set including known and unknown categories, respectively. Among the categories occurring in training set, half are chosen to act as "known" categories in the simulation, the other half as "unknown" in the simulation. For this, the training set is divided into a fitting set  $F$  just containing the "known" categories, and a validation set  $V$  which contains a 'Closed-Set' simulation only owning the "known" categories and a



'Open-Set' simulation including all the categories appearing in training set. Note that, all the methods are trained with  $F$  and evaluated on  $V$ . Furthermore, we give the experimental protocol for all the experiments performed in this paper. For each experiment, we

1. randomly select  $N$  available classes as known classes for training from the dataset;
2. randomly choose 60% of the samples in each of the  $N$  selected classes as training set;
3. select the remaining 40% of the samples from step 2 and the samples from other classes excluding the  $N$  classes as testing set;
4. randomly select  $[(N/2 + 0.5)]$  classes as "known" classes for fitting from the training set, while the remaining classes as "unknown" classes for evaluating;
5. randomly choose 60% of samples from each "known" classes of the training set as fitting samples in  $F$ ;
6. select the remaining 40% of the samples from step 5 as the 'Closed-Set' simulation, while the remaining 40% of the samples from step 5 and the ones from other classes excluding the  $[(N/2 + 0.5)]$  classes in training set as the 'Open-Set' simulation;
7. train all the models on  $F$  and evaluate them on  $V$ , then find the suitable parameters, especially for the thresholds of related methods;
8. evaluate the performance for all the methods with 10 randomized training and testing sets after the parameters of corresponding models are determined.

#### 4.1.2 Parameter setting

In this part, we give the details of parameter setting for all the methods used in this paper. For the 1-vs-Set machine, we use the default setting in the code provided by the authors. For W-OSVM and W-SVM adopting one-vs-rest approach, we fix the threshold  $\delta_\tau$  for the one-class SVM CAP model in 0.001, as specified by the authors, while a grid search in  $\{10^{-7}, 10^{-6}, \dots, 10^{-1}\}$  is performed for threshold  $\delta_R$ . Similar to W-SVM, the  $P_I$ -SVM also uses the one-vs-rest approach, and a grid search in  $\{10^{-7}, 10^{-6}, \dots, 10^{-1}\}$  is performed for threshold  $\delta$ . Regarding the related SVM parameters including W-OSVM, W-SVM and  $P_I$ -SVM, we performed grid search for  $C \in \{2^{-5}, 2^{-4}, \dots, 2^5\}$  and  $g$  (gamma)  $\in \{2^{-8}, 2^{-7}, \dots, 2^3\}$ . Furthermore, the implementation codes including 1-vs-Set machine, W-OSVM, W-SVM and  $P_I$ -SVM can be found at <https://github.com/ljain2/libsvm-openset>. For the OSNN, only the threshold  $\sigma$  needs to be optimized, and we adopt the same strategy described in [9].

In our HDP-OSR framework, we model each known class and testing set by the Gaussian mixture model where each component data is associated with a Gaussian distribution with mean vector  $\mu_{jt}$  and a covariance matrix  $\Sigma_{jt}$ , i.e.,  $\psi_{jt} = \{\mu_{jt}, \Sigma_{jt}\}$ . For the base distribution  $H$ , we define a conjugate prior, i.e., Gaussian-Wishart distribution

$$H = p(\mu, \Sigma | \mu_0, \beta, \Sigma_0, \nu) = \mathcal{N}(\mu | \mu_0, (\beta \Sigma)^{-1}) \mathcal{W}(\Sigma | \Sigma_0, \nu), \quad (9)$$

where the  $\mu_0$  is the prior mean,  $\beta$  is a scaling constant controlling the deviation of the mean vectors of mixture

components from the prior mean,  $\Sigma_0$  is the prior covariance matrix and  $\nu$  is the number of *degrees of freedom* of the distribution. For all the experiments in our paper, we set that the value of  $\mu_0$  equals to the mean of the corresponding training samples, the parameter  $\beta$  equals to 1, while the  $\nu$  is selected from the set  $\{d, d+1, \dots, d+20\}$ , and the  $\Sigma_0$  is set as follows

$$\Sigma_0 = \rho \times \frac{\sum_{j=1}^{J-1} (n_j - 1) \Sigma_j}{n - (J - 1)} \quad (10)$$

where the  $\rho$  is a scaling constant selected from the set  $\{0.1, 0.2, \dots, 1\}$ ,  $J - 1$  represents the number of known categories<sup>4</sup>,  $n$  is the total number of the training samples, and the second term on the right side of (10) denotes the common pooled covariance matrix of known classes [25]. Moreover, the concentration parameters are given vague gamma priors [26], and specifically, we set  $\gamma \sim \text{Gamma}(100, 1)$  and  $\alpha_0 \sim \text{Gamma}(10, 1)$  to ensure enough subclasses used to represent each known class, while reducing the sharing of subclasses between the different known classes. In addition, a parameter  $\varrho$  denoting the proportion of the corresponding subclass in its class is given, where the corresponding subclass will be omitted if  $\varrho < 0.01$ , in our experiments. Noting that, the maximum number of iterations of HDP-OSR is set to 30 in this paper.

## 4.2 Experimental result

In this section, we mainly show the comparisons of the average F-measure for our HDP-OSR with 1-vs-Set, W-OSVM, W-SVM,  $P_I$ -SVM, and OSNN in Section 4.2.1, while the comparisons on recognition accuracy are also reported in Section 4.2.2. It should be noted that all algorithms are evaluated by the experimental protocol described in Section 4.1.1.

### 4.2.1 Comparisons on F-measure

In this part, we show the comparisons of the performance on F-measure for the corresponding methods.

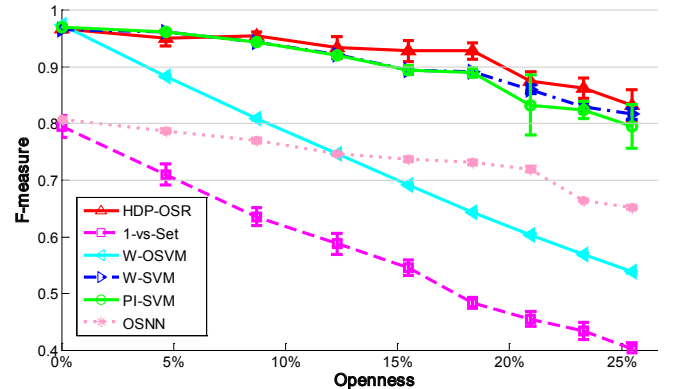


Fig. 4. F-measure for multi-class open set recognition on LETTER dataset. Error bars reflect standard deviation.

**LETTER Dataset:** The LETTER dataset has a total of 20000 samples from 26 classes, where every sample owns

4. There are a total of  $J$  groups under the HDP-OSR framework, where the former  $J - 1$  groups usually represent known classes and the  $J$ -th group represents the testing set.

16 features. To recast Letter dataset as a dataset for open set problem, we randomly select 10 available classes as known classes for training, and vary openness by adding a subset of the remaining 16 classes. Fig. 4 shows the average F-measure results on this dataset. With the openness less than about 12%, the performance of our HDP-OSR is comparable to W-SVM and  $P_I$ -SVM, however, it is significantly higher than the other five methods used in this paper when the openness is larger than about 12%. Furthermore, the changing trend of F-measure in HDP-OSR is also relatively stable when varying the openness.

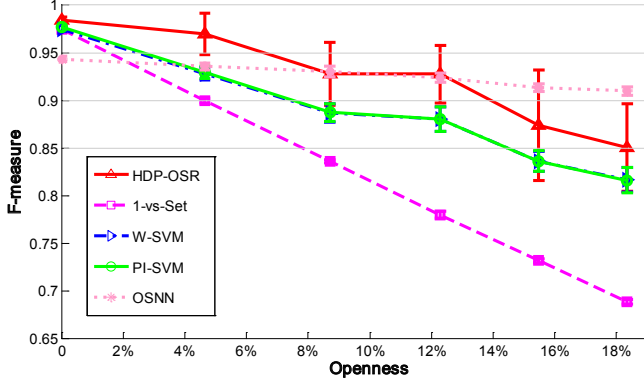


Fig. 5. F-measure for multi-class open set recognition on USPS dataset, and the performance of W-OSVM is not shown due to its poor F-measure. Error bars reflect standard deviation.

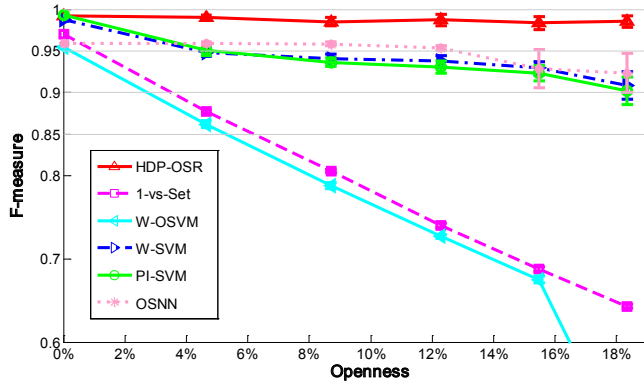


Fig. 6. F-measure for multi-class open set recognition on PENDIGITS dataset. Error bars reflect standard deviation.

**USPS Dataset:** The USPS dataset has a total of 7291 samples from 10 classes, where every sample owns 256 features. In this paper, principal component analysis (PCA) is used to project sample space into 39 dimensional subspace, retaining 95% of the samples' components. Similar to the operation of LETTER dataset, we randomly select 5 available classes as known classes for training, and vary openness by adding a subset of the remaining 5 classes. Fig. 5 shows the average F-measure results on this dataset. As can be seen from Fig. 5, our HDP-OSR obtains much higher performance than 1-vs-Set, W-SVM and  $P_I$ -SVM with increasing the openness. Although the OSNN obtains the higher performance than HDP-OSR when the openness is larger than about 12%, its performance in closed set (openness = 0) is much lower than our method. Furthermore, compared to the other methods, the changing trend

of F-measure in OSNN is the most stable, followed by our HDP-OSR, W-SVM and  $P_I$ -SVM. Note that, the performance of W-OSVM is not shown in Fig. 5, due to its poor F-measure.

**PENDIGITS Dataset:** The PENDIGIT dataset has a total of 10992 samples from 10 classes, where every sample owns 16 features. Similar to the operation of USPS dataset, we randomly select 5 available classes as known classes for training, and vary openness by adding a subset of the remaining 5 classes. Fig. 6 shows the average F-measure results on this dataset. As can be seen from Fig. 6, our HDP-OSR obtains much higher performance than the other methods as the openness increases. Simultaneously, the performance of our HDP-OSR is almost unchanged when varying the openness.

#### 4.2.2 Comparisons on Recognition Accuracy

In this part, we simply report the comparisons of recognition accuracy for these algorithms used in our paper. As can be seen from Fig. 7 and Fig. 9, our HDP-OSR obtains much higher performance on recognition accuracy than the other five methods as the openness increases, while the changing trend on recognition accuracy of HDP-OSR is also relatively stable when varying the openness, especially for PENDIGITS dataset.

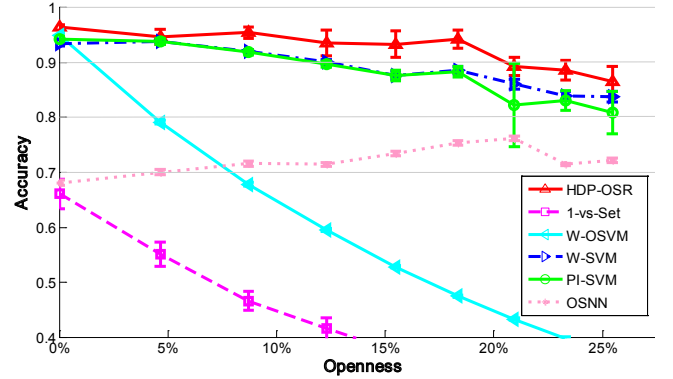


Fig. 7. Recognition accuracy for multi-class open set recognition on LETTER dataset. Error bars reflect standard deviation.

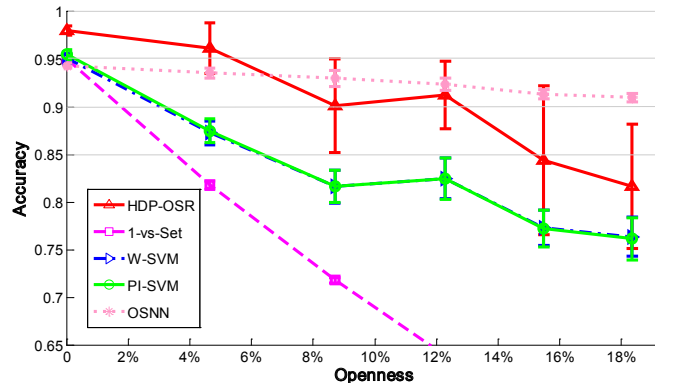


Fig. 8. Recognition accuracy for multi-class open set recognition on USPS dataset, and the performance of W-OSVM is not shown due to its poor recognition accuracy. Error bars reflect standard deviation.

For USPS dataset, OSNN has the best performance on the recognition accuracy when the openness larger than

about 6%, followed by our HDP-OSR as shown in Fig. 8. However, it also obtains worse performance compared to our HDP-OSR when the openness is equal to zero. In addition, the performance of OSNN on LETTER dataset is relatively poor compared to our HDP-OSR, W-SVM and  $P_I$ -SVM, which means its performance may be heavily dependent on the corresponding dataset.

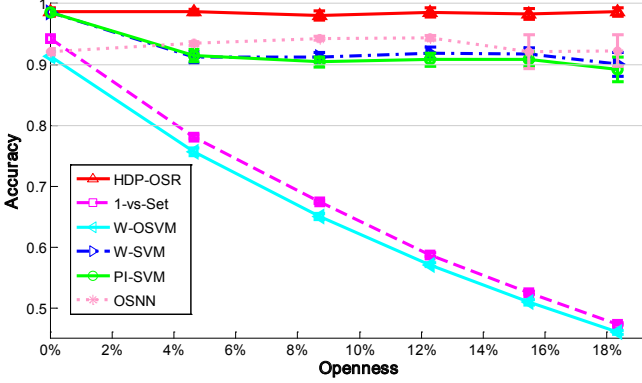


Fig. 9. Recognition accuracy for multi-class open set recognition on PENDIGITS dataset. Error bars reflect standard deviation.

### 4.3 New class discovery

In this section, we show the function of new class discovery under our HDP-OSR framework. Based on the properties of HDP, our HDP-OSR can automatically reserve space for unknown categories and discover new categories. As mentioned above, each new category will inherently have only one subcategory due to the fact that the true labels of unknown categories are not known makes it impossible to further aggregate the newly generated subcategories, meaning these newly discovered categories are at subcategory level. Fortunately, we can still roughly estimate the number of real unknown categories based on the number of subcategories of known categories, which can be used as a prior for the other clustering algorithms such as K-means to further discover the real categories among the unknown subcategories. Concretely, we have

$$\Delta = \left\lfloor \frac{|S_{\text{unknown}}|}{|S_{\text{known}}|/(J-1)} + 0.5 \right\rfloor, \quad (11)$$

where  $|S_{\text{unknown}}|$  denotes the number of subclasses corresponding to unknown classes,  $|S_{\text{known}}|$  denotes the number of subclasses of known classes, and  $J-1$  represents the number of known classes. Note that this is just a relatively rough estimate.

Table 1 and 2 report the function of new class discovery for USPS and PENDIGITS datasets under HDP-OSR framework, respectively. Furthermore, each table has three columns, where the first column denotes the corresponding group data (known classes and testing set), the second one indicates the number of the subclasses of the corresponding group, and the third one represents the proportions of the corresponding subclasses in their group.

For USPS dataset shown in Table 1, we randomly select 5 classes (the real classes in brackets) as known classes for training, while the testing set has all the classes (5 known

TABLE 1  
NEW CLASS DISCOVERY ON USPS DATASET

Group	# Subclass	Proportion of the corresponding subclass %							
Class1 ('2')	1	$S_{13}$ 98.67							
Class2 ('9')	4	$S_1$	$S_{24}$	$S_{26}$	$S_{27}$				
		21.54	8.31	67.08	2.15				
Class3 ('1')	4	$S_7$	$S_{16}$	$S_{18}$	$S_{21}$				
		7.54	37.01	3.21	51.12				
Class4 ('6')	3	$S_{14}$	$S_{15}$	$S_{17}$					
		26.05	50.30	20.96					
Class5 ('3')	7	$S_2$	$S_3$	$S_4$	$S_5$	$S_8$	$S_9$	$S_{11}$	
		22.55	9.79	18.00	7.74	19.59	2.73	18.00	
Testing-Set	33	Known subclasses (#: 19)				New subclasses (#: 14)			
		55.23				44.77			

There are five categories in training set while the testing set has all of the categories (5 known categories and 5 unknown categories). The table gives the estimates of mixture proportions and number of subclasses in each group under HDP-OSR framework.

classes and 5 unknown classes). According to (11), we can obtain the rough estimate

$$\Delta = \left\lfloor \frac{|S_{\text{unknown}}|}{|S_{\text{known}}|/(J-1)} + 0.5 \right\rfloor = \left\lfloor \frac{14}{19/5} + 0.5 \right\rfloor = 4, \quad (12)$$

where the estimated number of unknown categories  $\Delta$  approaches the true number of unknown categories, and we may obtain more accurate estimate if the number of subcategories for the corresponding categories are relatively uniform. Similar to the operation of USPS dataset, we also randomly choose 5 classes as known classes for training, while testing set owns all the classes (5 known classes and 5 unknown classes), and Table 2 reports the specific results, where we can obtain the similar conclusion described above. Furthermore, we can discover the internal distribution corresponding to each known category at the subcategory level, which can be seen as a by-product of our approach. For example, the distribution of samples corresponding to class 1 ('2') is very concentrated, where almost all the samples are clustered in one subclass  $S_{13}$ , while the samples' distribution of class 5 ('3') is relatively scattered, where most of the samples are scattered in 7 subclasses, as shown in Table 1.

## 5 CONCLUSION

In this paper, we reconsider the OSR problem and propose a novel hierarchical dirichlet process-based classification framework for open set recognition. To the best of our knowledge, it is first time to address the OSR problem from the perspective of generative model. What needs to be highlighted is that our HDP-OSR can automatically reserve space for unknown categories and discover new categories at the same time, even though they are just at the subcategory level. Experimental results on a set of benchmark data sets indicate the validity of our learning framework. Additionally, this work may also gain such inspiration that it is usually enough that we only need to pay attention to the unknown categories appearing in the testing set instead of all the unknown categories, which could serve as a new direction to tackle the challenging of OSR problem.



TABLE 2  
NEW CLASS DISCOVERY ON PENDIGITS DATASET

Group	# Subclass	Proportion of the corresponding subclass %														
Class1 ('4')	7	$S_5$	$S_8$	$S_{16}$	$S_{33}$	$S_{34}$	$S_{46}$	$S_{49}$								
		5.25	5.39	52.77	12.68	19.97	1.02	2.48								
Class2 ('2')	5	$S_4$	$S_{13}$	$S_{41}$	$S_{42}$	$S_{44}$										
		5.25	69.83	3.94	5.98	14.29										
Class3 ('1')	11	$S_7$	$S_{18}$	$S_{20}$	$S_{21}$	$S_{22}$	$S_{26}$	$S_{35}$	$S_{36}$	$S_{37}$	$S_{38}$	$S_{39}$				
		25.22	2.92	1.60	5.54	9.77	4.08	13.85	33.38	1.17	1.17	1.02				
Class4 ('9')	15	$S_1$	$S_2$	$S_6$	$S_9$	$S_{10}$	$S_{11}$	$S_{12}$	$S_{24}$	$S_{25}$	$S_{27}$	$S_{28}$	$S_{29}$	$S_{30}$	$S_{31}$	$S_{76}$
		2.53	7.74	6.00	2.05	13.11	18.96	7.90	2.69	8.06	7.27	5.21	8.06	1.74	4.90	1.42
Class5 ('6')	5	$S_{14}$	$S_{15}$	$S_{40}$	$S_{43}$	$S_{48}$										
		43.85	35.96	7.57	11.04	1.42										
Testing-Set	75	Known subclasses (#: 43)										New subclasses (#: 32)				
		50.42										49.58				

There are five categories in training set while the testing set has all of the categories (5 known categories and 5 unknown categories). The table gives the estimates of mixture proportions and number of subclasses in each group under HDP-OSR framework.

It should be noted that the HDP-OSR is just an initial solution toward to OSR problem from the perspective of generative model, and there is much work needed to be explored further. For example, our learning framework currently has the transductive learning's flavor to some extent, where the training and testing processes are co-learning, leading to repeated training of HDP-OSR when other new testing sets arrive. Therefore, overcoming this deficiency would be a promising research direction. Furthermore, our method can handle low-dimensional data effectively at present, whereas dealing with high-dimensional data is still a challenge. In addition, replacing the Gibbs sampler with scalable deterministic inference techniques is also a promising direction in the future work.

## ACKNOWLEDGMENTS

The authors would like to thank the support from the Key Program of NSFC under Grant No. 61732006, NSFC under Grant No. 61672281, and the Postgraduate Research & Practice Innovation Program of Jiangsu Province under Grant No. KYCX18\_0306.

## REFERENCES

- [1] W. J. Scheirer, A. D. R. Rocha, A. Sapkota, and T. E. Boulton, "Toward open set recognition," *IEEE Transactions on Pattern Analysis and Machine Intelligence*, vol. 35, no. 7, pp. 1757–1772, 2013.
- [2] P. J. Phillips, P. Grother, and R. Micheals, *Evaluation Methods in Face Recognition*. Springer New York, 2005.
- [3] F. Li and H. Wechsler, "Open set face recognition using transduction," *IEEE Transactions on Pattern Analysis and Machine Intelligence*, vol. 27, no. 11, pp. 1686–1697, 2005.
- [4] Q. Wu, C. Jia, and W. Chen, "A novel classification-rejection sphere svms for multi-class classification problems," in *Natural Computation, 2007. ICNC 2007. Third International Conference on*, vol. 1, pp. 34–38, IEEE, 2007.
- [5] N. Takagi, "Hierarchical character classification with rejection criteria," in *Automation Congress, 2008. WAC 2008. World*, pp. 1–6, IEEE, 2008.
- [6] Y.-C. F. Wang and D. Casasent, "A support vector hierarchical method for multi-class classification and rejection," in *Neural Networks, 2009. IJCNN 2009. International Joint Conference on*, pp. 3281–3288, IEEE, 2009.
- [7] W. Scheirer, L. Jain, and T. Boulton, "Probability models for open set recognition," *IEEE Transactions on Pattern Analysis and Machine Intelligence*, vol. 36, no. 11, pp. 2317–2324, 2014.
- [8] L. P. Jain, W. J. Scheirer, and T. E. Boulton, "Multi-class open set recognition using probability of inclusion," in *European Conference on Computer Vision*, pp. 393–409, Springer, 2014.
- [9] P. R. M. Júnior, R. M. de Souza, R. d. O. Werneck, B. V. Stein, D. V. Pazinato, W. R. de Almeida, O. A. Penatti, R. d. S. Torres, and A. Rocha, "Nearest neighbors distance ratio open-set classifier," *Machine Learning*, vol. 106, no. 3, pp. 359–386, 2017.
- [10] H. Zhang and V. M. Patel, "Sparse representation-based open set recognition," *IEEE transactions on pattern analysis and machine intelligence*, vol. 39, no. 8, pp. 1690–1696, 2017.
- [11] E. M. Rudd, L. P. Jain, W. J. Scheirer, and T. E. Boulton, "The extreme value machine," *IEEE transactions on pattern analysis and machine intelligence*, vol. 40, no. 3, pp. 762–768, 2018.
- [12] A. Bendale and T. E. Boulton, "Towards open set deep networks," in *Proceedings of the IEEE conference on computer vision and pattern recognition*, pp. 1563–1572, 2016.
- [13] Z. Ge, S. Demyanov, Z. Chen, and R. Garnavi, "Generative openmax for multi-class open set classification," *arXiv preprint arXiv:1707.07418*, 2017.
- [14] L. Shu, H. Xu, and B. Liu, "Unseen class discovery in open-world classification," *arXiv preprint arXiv:1801.05609*, 2018.
- [15] M. Hassen and P. K. Chan, "Learning a neural-network-based representation for open set recognition," *arXiv preprint arXiv:1802.04365*, 2018.
- [16] Y. W. Teh, M. I. Jordan, M. J. Beal, and D. M. Blei, "Hierarchical dirichlet processes," *Publications of the American Statistical Association*, vol. 101, no. 476, pp. 1566–1581, 2006.
- [17] Y. W. Teh, "Dirichlet process," in *Encyclopedia of machine learning*, pp. 280–287, Springer, 2011.
- [18] S. J. Gershman and D. M. Blei, "A tutorial on bayesian nonparametric models," *Journal of Mathematical Psychology*, vol. 56, no. 1, pp. 1–12, 2012.
- [19] K. R. Canini, M. M. Shashkov, and T. L. Griffiths, "Modeling transfer learning in human categorization with the hierarchical dirichlet process," in *International Conference on Machine Learning*, pp. 151–158, 2010.
- [20] F. Akova, M. Dundar, Y. Qi, and B. Rajwa, "Self-adjusting models for semi-supervised learning in partially observed settings," in *Data Mining (ICDM), 2012 IEEE 12th International Conference on*, pp. 21–30, IEEE, 2012.
- [21] H. Ishwaran and L. F. James, "Gibbs sampling methods for stick-breaking priors," *Journal of the American Statistical Association*, vol. 96, no. 453, pp. 161–173, 2001.
- [22] P. W. Frey and D. J. Slate, "Letter recognition using holland-style adaptive classifiers," *Machine learning*, vol. 6, no. 2, pp. 161–182, 1991.
- [23] J. J. Hull, "A database for handwritten text recognition research," *IEEE Transactions on pattern analysis and machine intelligence*, vol. 16, no. 5, pp. 550–554, 1994.
- [24] M. Bilenko, S. Basu, and R. J. Mooney, "Integrating constraints and metric learning in semi-supervised clustering," in *Proceedings of the twenty-first international conference on Machine learning*, p. 11, ACM, 2004.

- [25] T. Greene and W. S. Rayens, "Partially pooled covariance matrix estimation in discriminant analysis," *Communications in Statistics-Theory and Methods*, vol. 18, no. 10, pp. 3679–3702, 1989.
- [26] M. Escobar and MikeWest, "Bayesian density estimation and inference using mixtures," *Publications of the American Statistical Association*, vol. 90, no. 430, pp. 577–588, 1995.