

Indirect search for color octet electron at PWFA-LC

A. N. AKAY

TOBB University of Economics and Technology - Ankara, TURKEY

aakay@etu.edu.tr

U. KAYA*

Ankara University, Department of Physics - Ankara, TURKEY

umit.kaya@cern.ch

S. TURKOZ

Ankara University, Department of Physics - Ankara, TURKEY

turkoz@science.ankara.edu.tr

July 3, 2018

Abstract

Indirect search for color octet electron at Plasma Wake Field Accelerator- Linear Collider (PWFA-LC) has been considered. It is shown that color octet electron masses can be probed up to 17.7 TeV at PWFA-LC with three years integrated luminosity. In addition, the compositeness scale can be probed up to 38.5 TeV.

I. INTRODUCTION

The predictions of the Standard Model (SM) has been verified by numerous experiments. In 2012, ATLAS and CMS experiments found a new particle with a mass of about 125 GeV [1–3]. More precise measurements [4–7] have established that all observed properties of the new particle are consistent with the SM Higgs boson. However, there are a lot of problems, which have not solutions in the SM framework. In order to solve these problems, many beyond the SM models have been proposed. Among them composite models are favoured by historical arguments: periodic table of chemical elements was clarified by Rutherford experiment, hadron inflation has resulted in quark model. According to the compositeness, SM quarks and leptons should be made of more fundamental constituents. These constituents

are called as preon by Pati and Salam. Leptoquarks, excited leptons, excited quarks, dileptons, diquarks and leptogluons (color octet leptons) are predicted by composite models. Leptoquarks, excited quarks and excited leptons are included in the research programs of ATLAS and CMS experiments, however the color octet electron is not directly investigated in these experiments. Color octet electron is strongly interacting partners of SM leptons. Up to this time, many experimental researches on e_8 have been done. First experimental bound on color octet electron (e_8), $M_{e_8} > 86$ GeV, presented in [8] is based on CDF search [9]. Leptogluons with mass up to 200 GeV was excluded by D0 experiment [10]. H1 search for e_8 excluded the compositeness scale $\Lambda < 3$ TeV for $M_{e_8} > 100$ GeV and $\Lambda < 240$ GeV for $M_{e_8} > 250$ GeV [11, 12]. Although the LEP experiments did not perform a direct search for leptogluons, low limits for excited lepton

*Corresponding author

masses, namely 103.2 GeV [8], certainly is valid for l_8 , too. Finally, reinterpretation of CMS results on leptoquark searches performed in [15] leads to the strongest current limit on the e_8 mass, $M_{e_8} > 1.2 - 1.3$ TeV.

There are a number of phenomenological studies on l_8 production at TeV colliders. For example, production of leptogluons at the LHC has been analyzed in [13–17]. Resonant production of leptogluons at ep and μp colliders was considered in [18–20] and [21] respectively. Indirect production of leptogluons at ILC and CLIC has been studied in [22]. On the other hand, considering IceCube PeV events [23], color octet neutrinos may be the source of these extraordinary events [24].

In this paper, we consider indirect production of color octet electron at PWFA-LC. Main parameters of PWFA-LC are discussed in Section II. In Section III, we present the interaction Lagrangian and indirect production cross-section of color octet electron. Signal and background analysis have been considered in Section IV. Finally, we summarize our results and conclude in Section V.

II. MAIN PARAMETERS OF PWFA-LC

Beam driven plasma wake field technology made a great progress for linear accelerators recently. This method enables an electron beam to obtain high gradients of energy even only propagating through small distances compared to the radio frequency resonance based accelerators [25]. In other words, more compact linear accelerators can be built utilizing PWFA to obtain a specified beam energy. In Table 1, main collider parameters of PWFA-LC are listed.

III. INTERACTION LAGRANGIAN AND PRODUCTION CROSS-SECTION

The interaction Lagrangian of leptogluons with the corresponding lepton and gluon is given

Table 1: Main parameters of PWFA-LC.

Beam Energy (GeV)	5000
Peak Luminosity ($10^{34} cm^{-2} s^{-1}$)	6.27
Particle per bunch (10^{10})	1.00
Norm. Horiz. emittance (μm)	0.01
Norm. Vert. emittance (nm)	0.350
Horiz. β^* amplitude function at IP (mm)	11.0
Vert. β^* amplitude function at IP (mm)	0.099
Horiz. IP beam size (nm)	106
Vert. IP beam size (nm)	59.8
Bunches per beam	1
Repetition rate (Hz)	5000
Beam power at IP (MW)	40.0
Bunch spacing ($10^4 ns$)	20.0
Bunch length (mm)	0.02

by [26–28]:

$$L = \frac{1}{2\Lambda} \sum_I \{ \bar{l}_8 g_s G_{\mu\nu}^\alpha \sigma^{\mu\nu} (\eta_L l_L + \eta_R l_R) + h.c. \} \quad (1)$$

where $G_{\mu\nu}^\alpha$ is field strength tensor for gluon, index $\alpha=1, 2, \dots, 8$ denotes the color, g_s is gauge coupling, η_L and η_R are the chirality factors, l_L and l_R denote left and right spinor components of lepton, $\sigma^{\mu\nu}$ is the antisymmetric tensor and Λ is the compositeness scale, which is taken to be equal to M_{e_8} . The leptonic chiral invariance implies $\eta_L \eta_R = 0$. For numerical calculations we use the CalcHep program [29].

Signal process is $e^- e^+ \rightarrow gg$ and corresponding Feynman diagram is shown in Figure 1. In Figure 2, we present indirect production cross-section of e_8 at PWFA-LC.

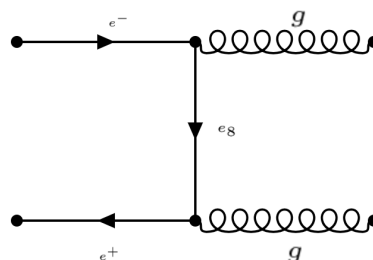


Figure 1: Feynman diagram of indirect production of e_8 .

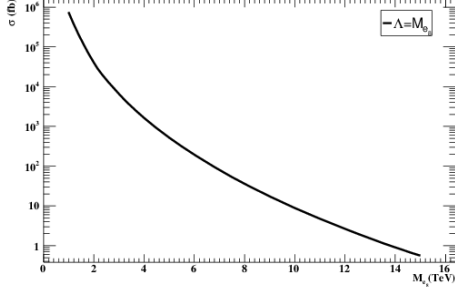


Figure 2: Indirect production crosssection of e_8 at PWEA-LC.

IV. SIGNAL AND BACKGROUND ANALYSIS

As we mentioned previously our signal process is $e^-e^+ \rightarrow gg$ and corresponding background process is $e^-e^+ \rightarrow \gamma, Z \rightarrow jj$ ($j = u, \bar{u}, d, \bar{d}, c, \bar{c}, s, \bar{s}, b, \bar{b}$). In order to differentiate signal and background, we compare transverse momentum (P_T), pseudo-rapidity (η) and invariant mass distribution of final state jets of signal and background processes. In Figure 3, 4 and 5 we show P_T , η and M_{jj} distributions of final state jets at PWEA-LC.

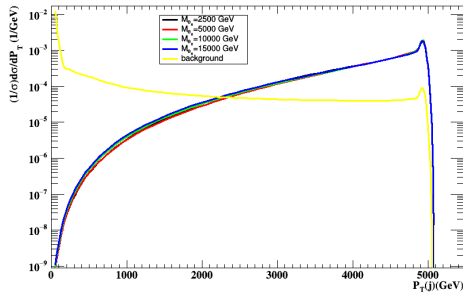


Figure 3: P_T distribution of final state jets at PWEA-LC.

In order to reduce background we determine P_T and η cut and mass window values from the kinematical distributions. We apply $P_T > 2350\text{GeV}$, $|\eta| < 1.0$ cuts and $M_{jj} > 7000\text{GeV}$ for PWEA-LC. We use the the formula given in Eq.(2) for statistical significance:

$$SS = \frac{\sigma_s}{\sqrt{\sigma_s + \sigma_b}} \sqrt{L_{int}} \quad (2)$$

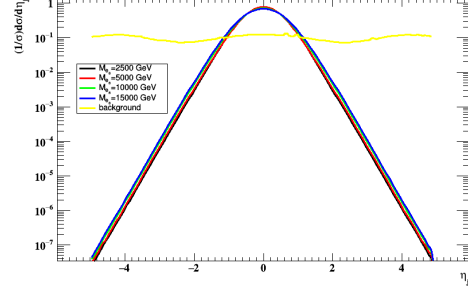


Figure 4: η distribution of final state jets at PWEA-LC.

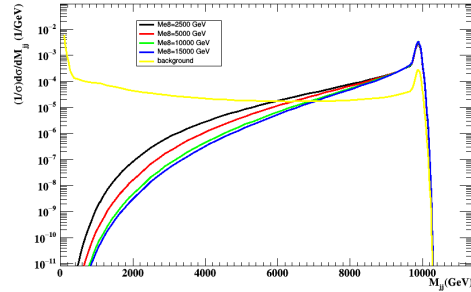


Figure 5: M_{jj} distribution of final state jets at PWEA-LC.

where σ_s is signal cross-sections, σ_b denotes background cross-sections and L_{int} is integrated luminosity. In Table 2, reachable e_8 mass value for 2σ (exclusion), 3σ (observation) and 5σ (discovery) limits at PWFA-LC are given. In Figure 6, necessary luminosities as a function of e_8 mass for 2σ , 3σ and 5σ are given.

So far, we assumed the compositeness scale equal to the mass of color octet electron: $\Lambda = M_{e_8}$. In fact, this scale may be different from the mass of the color octet electron. For this reason, we estimate the limits of compositeness scale when the color octet electron mass is 5000 GeV. We show reachable compositeness scale (Λ) values for 2σ , 3σ and 5σ limits at PWFA-LC in Table 3.

Table 2: Reachable e_8 mass values (in TeV) at PWFA-LC

Colliders	years	5σ	3σ	2σ
PWFA-LC	1	14.4	15.5	16.4
PWFA-LC	3	15.6	16.7	17.7

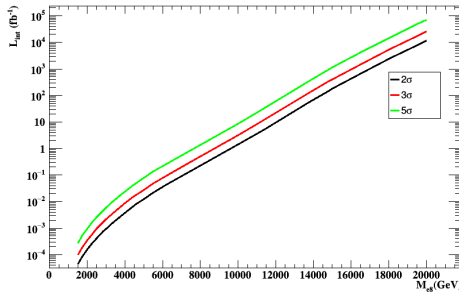


Figure 6: The necessary integrated luminosity for the indirect observation of e_8 at PWFA-LC.

Table 3: Reachable Λ values (in TeV) at PWFA-LC ($M_{e_8} = 5$ TeV).

Colliders	years	5σ	3σ	2σ
PWFA-LC	1	26.4	30.2	33.4
PWFA-LC	3	30.5	34.7	38.5

V. CONCLUSION

In this paper, we have studied indirect production of color octet electron at PWFA-LC. We determined 2σ exclusion, 3σ observation and 5σ discover limits of e_8 at PWFA-LC. PWFA-LC will give opportunity to exclude, observe and discovery of color octet electron up to 16.4 TeV, 15.5 TeV and 14.4 TeV respectively with one year collider operation. These numbers become 17.7 TeV, 16.7 TeV and 15.6 TeV respectively with three year collider operation. If e_8 is discovered with 5 TeV mass, then PWFA-LC with three year integrated luminosity will give opportunity to probe compositeness scale up to 38.5 TeV.

ACKNOWLEDGEMENT

Authors are grateful to Saleh Sultansoy for useful discussions.

REFERENCES

- [1] ATLAS Collaboration (2012), *Phys. Lett. B*, 716, 1.
- [2] CMS Collaboration (2012), *Phys. Lett. B*, 716, 30.
- [3] CMS Collaboration (2013), *J. High Energy Phys.*, 06, 081.
- [4] ATLAS Collaboration (2013), *Phys. Lett. B*, 726, 88.
- [5] ATLAS Collaboration (2013), *Phys. Lett. B*, 726, 120.
- [6] CMS Collaboration (2015), *Eur. Phys. J. C*, 75, 212.
- [7] CMS Collaboration (2015), *Phys. Rev. D*, 92, 012004.
- [8] Olive K. A., et al. (Particle Data Group) (2104), *Chin. Phys. C*, 38, 090001.
- [9] Abe F., et al. (CDF Collaboration) (1989), *Phys. Rev. Lett.*, 63, 1447.

- [10] Hewett J. L. and Rizzo T. G. (1997), *Phys. Rev. D*, 56, 5709.
- [11] Abt I., et al. (H1 Collaboration) (1993), *Nucl. Phys. B*, 396, 3.
- [12] Ahmed T., et al. (H1 Collaboration) (1994), *Z. Phys. C*, 64, 545.
- [13] Celikel A., Kantar M. and Sultansoy S. (1998), *Phys. Lett. B*, 443, 359.
- [14] Mandal T. and Mitra S. (2013), *Phys. Rev. D*, 87, 095008.
- [15] Goncalves-Netto D., et al. (2013), *Phys. Rev. D*, 87, 094023.
- [16] Jelinski T. and Zhuridov D. (2015), *Acta Phys. Pol. B*, 46, 2185.
- [17] Mandal T., Mitra S. and Seth S. (2016), *Phys. Lett. B*, 758, 219-25.
- [18] Celikel A. and Kantar M. (1998), *Turk. J. Phys.*, 22, 401.
- [19] Sahin M., Sultansoy S. and Turkoz S. (2010), *Phys. Lett. B*, 689, 172.
- [20] Sahin M. (2014), *Acta Phys. Pol. B*, 45, 1811.
- [21] Cheung K. (2000), *AIP Conf. Proc.*, 542, 160.
- [22] Akay A. N., et al. (2011), *EPL*, 95, 31001.
- [23] Aartsen M. G., et al. (2014), *Phys. Rev. Lett.*, 113, 101101.
- [24] Akay A. N., et al. (2015), *Int. J. Mod. Phys. A*, 30, 1550163.
- [25] J-P. Delahaye, et al. (2014), *Proceedings of the Fifth International Particle Accelerator Conference, Dresden, Germany*, p. 3791.
- [26] Celikel A. and Kantar M. (1998), *Turk. J. Phys.*, 22, 10.
- [27] Sahin M., Sultansoy S. and Turkoz S. (2010), *Phys. Lett. B*, 689, 172.
- [28] Particle Data Group (Nakamura K. et al. (2010), *J. Phys. G*, 37, 075021.
- [29] Pukhov A., Belyaev A. and Christensen N. (2013), *Computer Physics Communications*, 184, 1729-1769.