

# Optimum Transmission Delay for Function Computation in NFV-based Networks: the role of Network Coding and Redundant Computing

Behrooz Tahmasebi   Mohammad Ali Maddah-Ali   Saeedeh Parsaeefard  
Babak Hossein Khalaj

## Abstract

In this paper, we study the problem of delay minimization in NFV-based networks. In such systems, the ultimate goal of any request is to compute a sequence of functions in the network, where each function can be computed at only a specific subset of network nodes. In conventional approaches, for each function, we choose one node from the corresponding subset of the nodes to compute that function. In contrast, in this work, we allow each function to be computed in more than one node, redundantly in parallel, to respond to a given request. We argue that such redundancy in computation not only improves the reliability of the network, but would also, perhaps surprisingly, reduce the overall transmission delay. In particular, we establish that by judiciously choosing the subset of nodes which compute each function, in conjunction with a linear network coding scheme to deliver the result of each computation, we can characterize and achieve the optimal end-to-end transmission delay. In addition, we show that using such technique, we can significantly reduce the transmission delay as compared to the conventional approach. In some scenarios, such reduction can even scale with the size of the network. More precisely, by increasing the number of nodes that can compute the given function in parallel by a multiplicative factor, the end-to-end delay will also decrease by the same factor. Moreover, we show that while finding the subset of nodes for each computation, in general, is a complex integer program, approximation algorithms can be proposed to reduce the computational complexity. In fact, for the case where the number of computing nodes for a given function is upper-bounded by a constant, a dynamic programming scheme can be proposed to find the optimum subsets in polynomial times. Our numerical simulations confirm the achieved gain in performance in comparison with conventional approaches.

**Index terms**—Network Function Virtualization (NFV), delay-computation trade-off, network optimization, network coding, reliability, redundancy.

## 1 Introduction

Network Function Virtualization (NFV) is the state-of-the-art architecture for future data networks. In NFV-based networks, network functions are virtualized and the resulting Virtual Network Functions (VNFs) can be computed at any node where they are placed. This modification in the architecture of data networks leads to high flexibility and improvement in performance measures [1]. Consequently,

---

Behrooz Tahmasebi and Babak Hossein Khalaj are with the Department of Electrical Engineering, Sharif University of Technology, Tehran, Iran (emails: behrooz.tahmasebi@ee.sharif.edu, khalaj@sharif.edu). Mohammad Ali Maddah-Ali is with Nokia Bell Labs, Holmdel, New Jersey, USA. (email: mohammad.maddahali@nokia-bell-labs.com). Saeedeh Parsaeefard is with the Department of Communication Technologies, Iran Telecommunication Research Center (ITRC), Tehran, Iran (email: s.parsaeifard@itrc.ac.ir).

resource management will become a key problem in NFV realizations. In the resulting Network Function Virtualization Resource Allocation (NFV-RA) problem, new challenging sub-problems such as chain composition, forwarding graph embedding, and scheduling will arise and need to be addressed efficiently [1].

In such networks, the ordering of the functions that are computed in the network is known as the service function chaining problem [2–4]. The forwarding graph embedding problem is to assign each VNF to one node, based on the set of requests. This problem is known to be NP-hard [1]. Some architectures are proposed to address this issue [5–7]. The final stage in the NFV-RA is the problem of scheduling, where we want to assign the execution of a given VNF to one node of the network, in addition to setting the execution times of those functions at the network nodes, given the set of the requests. This problem is formulated in a basic form in [8, 9], and some solutions are proposed in [10].

In this paper, we deal with the same problem of resource allocation in NFV-based networks, with the objective of minimizing the end-to-end transmission delay. However, we address the problem through a completely novel analytic approach. The key contribution of this work is to demonstrate that under certain conditions, significant reduction in end-to-end delay for computation of VNFs over the network can be achieved if functions are allowed to be executed redundantly and in parallel over a number of nodes, an assumption that has not been properly exploited earlier in the literature. Another key observation in this paper is that by allowing a function to be computed redundantly over a number of nodes, a trade-off between overall computational power and end-to-end delay is achieved. To the best of our knowledge, this is the first time that such trade-off is investigated in VNF computation. To achieve this trade-off, we rely on two components: (1) redundancy in computation as mentioned above, (2) network coding in delivery the result of computation.

It is interesting to note that, recently, the role of coding for achieving fundamental trade-offs between computation and communication has been investigated in other problems [11–22]. In [11], the authors consider the framework of Map-Reduce, which is a known framework for distributed computing, and show that coding techniques can improve the performance of the system significantly. Such improvements in performance measures via coding theory are also observed in wireless distributed computing problem [14]. The problem of network stragglers is also addressed through use of coding theory for computational tasks. For example, in the problems of distributed matrix multiplication [12] and coded Fourier transform [13] the use of coding theory for computational tasks, can alleviate the problem of network stragglers. Also in the problems of distributed optimization, where an optimization problem is divided into some sub-optimizations to reduce the computational complexity and decrease the delay using parallel servers, the problem of straggler servers is challenging. To deal with this challenge, recently, encoded distributed optimization is introduced [17–19]. Another example is to use the coding techniques in distributed gradient descent algorithm, which is an important algorithm in many problems of machine learning and data sciences [20–22]. The benefit of gradient coding is also for avoiding the stragglers, too. Also in the NFV-based systems, the coding theoretic approaches are recently used in [15, 16] to reduce the effect of stragglers in VNF computer nodes. In this work, we introduce network coding to NFV-based networks to achieve optimum transmission delay.

For finding the minimum end-to-end transmission delay analytically, we propose an auxiliary multicast problem, which captures all the assumptions we have made before. This auxiliary problem shows that, we can optimize the end-to-end delay by applying the single-source multicast theorem [23] to our model. Thus, the problem of minimization of the end-to-end transmission delay can be formulated mathematically using the capacity of the auxiliary multicast problem, which is known to be equal to the min-cut in network coding terminology. In this way, we formulate the problem of finding the subsets of nodes that must compute functions in each round by an optimization problem, specifically as an integer programming

problem. Following the results of network coding theory, it is shown that the minimum end-to-end delay can be achieved only by linear codes [24, 25]. Actually, there are polynomial time algorithms for network code construction to exploit the capacity of the system [26]. We also notice that in our model, we do not assume that the functions have any structure, for example they are linear. Our results hold for arbitrary functions.

To use these results in practice, as we state before, a complex integer programming problem need to be solved. This problem corresponds to the obtaining the set of nodes that will compute any specific function in parallel. While finding the exact solution of this optimization problem has high computational complexity in general, we propose an approximation algorithm for finding the solution with a moderate polynomial complexity. We show that the proposed algorithm outperforms the traditional no-redundancy approaches via numerical simulations. Furthermore, if we have an upper bound of  $\alpha$  on the number of nodes that compute the given function at each round of function computing, where  $\alpha$  does not scale with the size of the network, an optimal algorithm is also provided with polynomial complexity. This algorithm is based on the dynamic programming.

At the final stage, we present some numerical simulations and show the gain of the proposed scheme in several cases, specially in comparison with no-redundancy schemes. This is observed, both theoretically and numerically, that we have a trade-off between end-to-end delay and the available computational power in the problem. Roughly speaking, by increasing the number of nodes that can compute the given function in parallel by a multiplicative factor of  $\alpha$ , the end-to-end delay will also decrease by the same factor. To the best of our knowledge, it is the first time in the literature that we address such trade off.

The rest of the paper is organized as follows. In Section 2 we define the problem mathematically. In Section 3, we state our main result. The proposed algorithms can be found in Section 4. We present our numerical simulations in Section 5 and finally, Section 6 concludes the paper.

**Notation.** For any positive integer  $K$ , we define  $[K] := \{1, 2, \dots, K\}$ . Also vectors are denoted by bold letters, like  $\mathbf{x}$ .

## 2 Problem Statement

Consider a communication network modeled by a directed weighted graph. We represent the set of the nodes in this network by  $\mathcal{V}$  and the set of the directed links by  $\mathcal{E} \subseteq \mathcal{V} \times \mathcal{V}$ . For any directed link  $e \in \mathcal{E}$ , we denote its capacity by  $w(e)$ . More precisely, for any link  $e = (u, v) \in \mathcal{E}$ , the capacity of the directed communication link from  $u$  to  $v$  is  $w(e)$ . This means that it is possible to send a packet of length  $\lfloor Tw(e) \rfloor$  bits from  $v$  to  $u$  using this link, in  $T$  time slots. Note that we assume that the links are error free. Let us denote the network by  $\mathcal{G} = (\mathcal{V}, \mathcal{E}, w(\cdot))$ , which corresponds to the Network Function Virtualization Infrastructure (NFVI) in the literature.

There is a library of functions, denoted by  $\mathcal{F}$  which indicates the set of the VNFs in our model. We assume that any  $f \in \mathcal{F}$  is a deterministic mapping from the set  $\{0, 1\}^{U_f}$  to the set  $\{0, 1\}^{L_f}$ , for some positive integers  $U_f, L_f$ . We denote the set of the nodes that have ability to compute a function  $f \in \mathcal{F}$  by  $\mathcal{V}_f \subseteq \mathcal{V}$ , for any  $f \in \mathcal{F}$ . This means that in the placement phase of VNFs, we place any function  $f$  into a subset of the network nodes, denoted by  $\mathcal{V}_f \subseteq \mathcal{V}$ . All the subsets  $\{\mathcal{V}_f\}_{f \in \mathcal{F}}$  are given in our model and so the placement phase is assumed to be done before. It is assumed that the run-times of a function in the different nodes are not different. In other words, the processors are assumed to be homogeneous. Note that in our model, we have not any restriction to the number of functions that a node can compute. But for simplicity, we assume that any node can compute at most one function. In other words we assume  $\mathcal{V}_f \cap \mathcal{V}_g = \emptyset$  for any distinct functions  $f, g$ . This assumption does not affect the generality of the

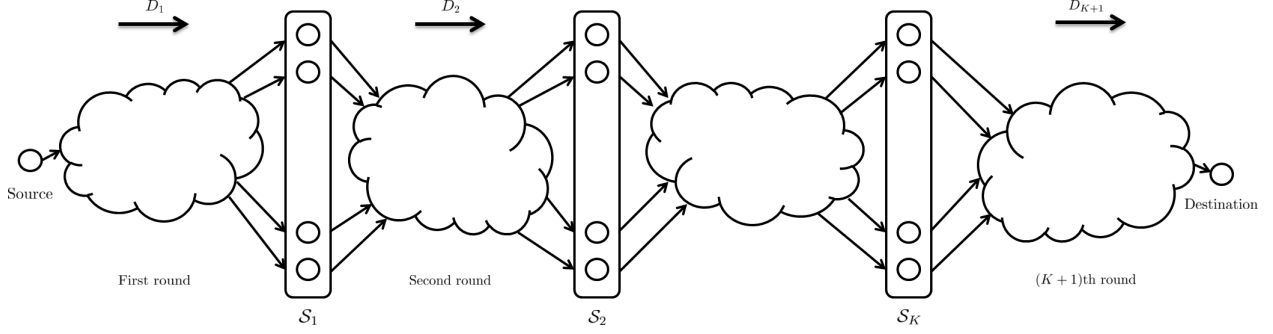


Figure 1: A responding scheme. There are  $K + 1$  rounds of data transmission, sequentially from one set to the next. In any set  $\mathcal{S}_k$ , a similar function computing task is done in all of the nodes of the set, simultaneously and in parallel. Also in any transmission round  $k$ , there is an arbitrary network such that a common data must be delivered from the set  $\mathcal{S}_{k-1}$  to  $\mathcal{S}_k$  using it. The networks, which are shown by clouds in the figure, are arbitrary directed weighted graphs and they may be different in different rounds.

problem. Note that, for any node  $v \in \mathcal{V}$  that can compute  $k > 1$  distinct functions, we can replace it by  $k$  new nodes  $\tilde{v}_1, \tilde{v}_2, \dots, \tilde{v}_k$  that can run exactly one of the  $k$  functions and form a new directed weighted graph as follows. All the links from or to  $v$  in the previous network are considered from or to  $\tilde{v}_1$  in the new network. Also for any distinct pair  $k_1, k_2 \in [K]$ , we connect them by a directed link with infinite capacity, i.e., we set  $w(\tilde{v}_{k_1}, \tilde{v}_{k_2}) = \infty$ . The other nodes, links and weights are remained unchanged. With this modification, the resulting network and the original network are equivalent in terms of delay and the achievable scheme. This shows that the condition is not restrictive.

There is a request tuple  $\mathcal{R} = (s, d, \mathbf{x}, (f_1, f_2, \dots, f_K))$  for the function computation in network which is defined as follows. The transmitter node or source node  $s \in \mathcal{V}$  has the data packet  $\mathbf{x} \in \{0, 1\}^{L_0}$ , for some positive integer  $L_0$ . For any  $k \in [K]$ ,  $f_k \in \mathcal{F}$  is the function that must be computed in the  $k^{\text{th}}$  round of the function computation problem. The receiver or destination node  $d \in \mathcal{V}$  is interested to deliver the sequentially computed result, i.e., it needs  $f_K(f_{K-1}(\dots(f_1(\mathbf{x}))\dots))$ . By this definition, the service function chaining problem is assumed to be done before. Note that the output of the  $k^{\text{th}}$  function  $f_k$  must match in the size with the input of the  $(k + 1)^{\text{th}}$  function  $f_{k+1}$ . This shows that there is a sequence of positive integers  $L_1, L_2, \dots, L_K$ , such that for any  $k \in [K]$  we have  $f_k : \{0, 1\}^{L_{k-1}} \rightarrow \{0, 1\}^{L_k}$ . Throughout this paper, we assume that each  $L_k$  is large enough. This is essential to establish the results.

The problem is as follows. Given the network graph  $\mathcal{G} = (\mathcal{V}, \mathcal{E}, w(\cdot))$ , the library of functions  $\mathcal{F}$ , a request tuple  $\mathcal{R} = (s, d, \mathbf{x}, (f_1, f_2, \dots, f_K))$  and the sets  $\{\mathcal{V}_{f_k}\}_{k \in [K]}$ , how can the network use its resources to response  $\mathcal{R}$ , in order to minimize the end-to-end delay? First the notions of *responding to a request* and *end-to-end delay* must be clarified.

In our model, a responding scheme to a request  $\mathcal{R} = (s, d, \mathbf{x}, (f_1, f_2, \dots, f_K))$  is formed of two steps. In the first step, a sequence of non-empty sets  $(\mathcal{S}_1, \mathcal{S}_2, \dots, \mathcal{S}_K)$  must be chosen, where  $\mathcal{S}_k \subseteq \mathcal{V}_{f_k}$  for any  $k \in [K]$ . For any  $k$ ,  $\mathcal{S}_k$  is the set of the nodes that will compute the function  $f_k$  in the  $k^{\text{th}}$  round of the function computation problem. In other words, all of the nodes in  $\mathcal{S}_k$  must compute the function  $f_k$ . Apparently  $|\mathcal{S}_k| \geq 1$ . Later, we will see why it may be beneficial to have  $|\mathcal{S}_k| > 1$ . Also for the simplicity in notation, we define  $\mathcal{S}_0 = \{s\}$  and  $\mathcal{S}_{K+1} = \{d\}$ .

The second step consists of  $K + 1$  transmission rounds. In the first round, the data packet  $\mathbf{x}$  must be delivered from the source node  $s$  to all of the nodes of the set  $\mathcal{S}_1$  simultaneously, using the network links. After this round, all of the nodes of the set  $\mathcal{S}_1$  compute the function  $f_1(\mathbf{x})$  simultaneously and in parallel. Now  $f_1(\mathbf{x})$  is available in the all of the nodes of the set  $\mathcal{S}_1$ . In the second round,  $f_1(\mathbf{x})$  must be

delivered from the set of nodes  $\mathcal{S}_1$  to the set of nodes  $\mathcal{S}_2$ , while all of the nodes in  $\mathcal{S}_2$  must deliver  $f_1(\mathbf{x})$ . Similarly in the  $k^{\text{th}}$  round, all of the nodes of the set  $\mathcal{S}_{k-1}$  have  $f_{k-1}(f_{k-2}(\dots(f_1(\mathbf{x}))\dots))$  and they must deliver this common data to the set of nodes in the set  $\mathcal{S}_k$ , using the network links. Note that by this definition, the functions must be computed independently and sequentially. In other words, the order of function computing is important. Also for any  $k \in [K]$ , the value of  $f_k(f_{k-1}(\dots(f_1(\mathbf{x}))\dots))$  can not be computed, unless the value of  $f_{k-1}(f_{k-2}(\dots(f_1(\mathbf{x}))\dots))$  is available at a node that can compute  $f_k$ .

More formally, in the second step, the sets  $(\mathcal{S}_1, \mathcal{S}_2, \dots, \mathcal{S}_K)$  are available. The data must sequentially delivered from one set to another. Hence, we assume that a responding scheme must include a sequence  $(\mathfrak{D}_1, \mathfrak{D}_2, \dots, \mathfrak{D}_{K+1})$  of delivery schemes. For any  $k \in [K+1]$ ,  $\mathfrak{D}_k$  is a transmission policy of the common content  $f_{k-1}(f_{k-2}(\dots(f_1(\mathbf{x}))\dots))$ , from the set  $\mathcal{S}_{k-1}$  to the set  $\mathcal{S}_k$ . Notice that all of the nodes of the set  $\mathcal{S}_{k-1}$  has the common data  $f_{k-1}(f_{k-2}(\dots(f_1(\mathbf{x}))\dots))$  and they want to deliver this common data to the set of the nodes  $\mathcal{S}_k$ , i.e., all of the nodes in  $\mathcal{S}_k$  must deliver the content  $f_{k-1}(f_{k-2}(\dots(f_1(\mathbf{x}))\dots))$ . Figure 1 illustrates the responding schemes.

For a responding scheme which corresponds to  $(\mathcal{S}_1, \mathcal{S}_2, \dots, \mathcal{S}_K)$  and  $(\mathfrak{D}_1, \mathfrak{D}_2, \dots, \mathfrak{D}_{K+1})$ , the *end-to-end delay* is defined as follows. For any  $k \in [K+1]$ , assume that the delay of the transmission round  $k$  is denoted by  $D_k$ . Note that  $D_k$  depends on the request and the responding scheme. More precisely,  $D_k$  is a function of the sets  $\mathcal{S}_{k-1}$ ,  $\mathcal{S}_k$ , and the delivery scheme  $\mathfrak{D}_k$ . The end-to-end transmission delay  $D$  is defined as the summation of the transmission rounds delays, i.e.,  $D := \sum_{k=1}^{K+1} D_k$ .

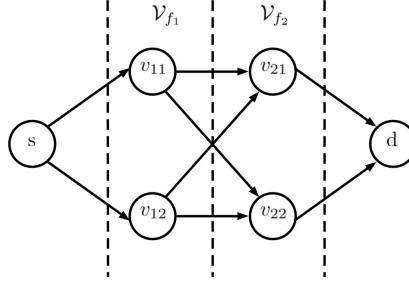
In this paper, our objective is to minimize  $D$ , subject to the network considerations and the request. The design parameters are the sets  $\{\mathcal{S}_k\}_{k \in [K]}$  and also the delivery schemes  $\{\mathfrak{D}_k\}_{k \in [K+1]}$ .

Note that in the traditional responding schemes, any set  $\mathcal{S}_k$  is a one-element set. In other words, any function  $f_k$  is computed in exactly one node. We call this scheme as no-redundancy approach. In this paper, we omit this restriction and allow the responding schemes to compute a function redundantly in several nodes of the network in parallel. While this assumption does not lose any thing, we will show that via redundancy in function computing, the network delay can decrease, compared to the no-redundancy schemes. Note that this approach for responding a request, however, may increase the delay in the first round of the data transmission, because the content  $\mathbf{x}$  must be delivered to more than one nodes. On the other side, for the second round of data transmission, the content  $f_1(\mathbf{x})$  is available in more than one nodes. This means that redundantly function computing may decrease the delay in the second round of data transmission. This phenomenon is observed in all layers of computation. This shows a trade-off for choosing one-element sets or larger sets.

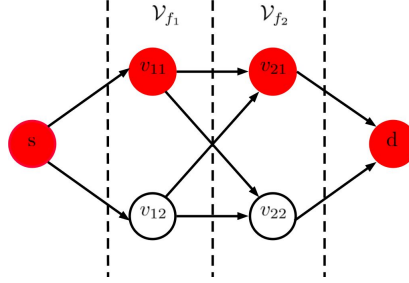
### 3 Main Results

In this section, we state the main results of this paper. In particular, we propose a scheme that minimizes the end-to-end delay  $D$ . Furthermore, we prove that the proposed scheme is optimal, for the objective of delay minimization. First we give some examples to explain the method.

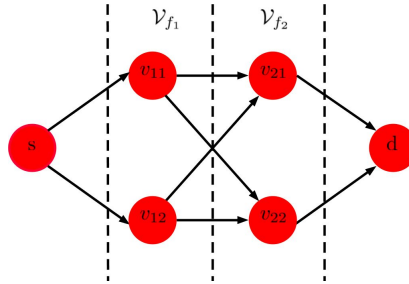
**Example 1.** Consider the network in Figure 2 (a) and the request tuple  $\mathcal{R} = (s, d, \mathbf{x}, (f_1, f_2))$ . We notice that the data file  $\mathbf{x}$  is available in the source node  $s$ . There are two functions  $f_1$  and  $f_2$ . The destination node  $d$  is interested in receiving the computed result of  $f_2(f_1(\mathbf{x}))$ . We assume that the functions  $f_1$  and  $f_2$  can be computed in the nodes  $\mathcal{V}_{f_1} = \{v_{11}, v_{12}\}$  and  $\mathcal{V}_{f_2} = \{v_{21}, v_{22}\}$ , respectively. The capacity of each link is equal to one, i.e.,  $w(e) = 1$  for any link  $e$ . Also, we assume that  $L_0 = L_1 = L_2$ . One can see that using no-redundancy schemes for function computing, the normalized delay of  $D/L_0 = 3$  is achievable (see Figure 2 (b)). Furthermore, it is obvious that using only one-element sets for  $\mathcal{S}_1$  and  $\mathcal{S}_2$ , we can not have an end-to-end transmission delay which is smaller than  $3L_0$ . On the other side, if we



(a) The network of Example 1.



(b) The node  $s$  transmits  $\mathbf{x}$  through the directed link to the node  $v_{11}$ . The node  $v_{11}$  delivers  $\mathbf{x}$  after  $L_0$  time slots, and then computes  $f_1(\mathbf{x})$ . Similarly,  $v_{11}$  transmits  $f_1(\mathbf{x})$  to the node  $v_{21}$  using the directed link between them. The node  $v_{21}$  receives  $f_1(\mathbf{x})$  after  $L_1$  time slots and then computes  $f_2(f_1(\mathbf{x}))$  and transmits it to the destination  $d$ . Hence using one-element sets  $\mathcal{S}_1 = \{v_{11}\}$  and  $\mathcal{S}_2 = \{v_{21}\}$ , one can achieve the normalized delay of  $D/L_0 = 3$ . Note that any link's capacity is one.



(c) The proposed scheme for function computing in network. Assume that in the first round, the source node  $s$  sends  $\mathbf{x}$  to the two nodes  $v_{11}$  and  $v_{12}$  simultaneously. This means that after  $L_0$  time slots, two nodes  $v_{11}$  and  $v_{12}$  deliver the data  $\mathbf{x}$  and can compute  $f_1(\mathbf{x})$ . Now assume that  $f_1(\mathbf{x}) = (\mathbf{y}_1, \mathbf{y}_2)$ , where  $\mathbf{y}_1$  contains the first  $L_1/2$  bits of  $f_1(\mathbf{x})$  and  $\mathbf{y}_2$  contains the second  $L_1/2$  bits of  $f_1(\mathbf{x})$ . In the second round of the data transmission, the node  $v_{11}$  transmits  $\mathbf{y}_1$  through the directed links to  $v_{21}$  and  $v_{22}$ . Simultaneously, the node  $v_{12}$  transmits  $\mathbf{y}_2$  through the directed links to the nodes  $v_{21}$  and  $v_{22}$ . Using this approach, after  $L_1/2$  time slots, the nodes  $v_{21}$  and  $v_{22}$  deliver  $f_1(\mathbf{x})$  entirely. This means that by this approach, the second round of data transmission takes only  $L_1/2$  time slots. Similarly, one can see that the third round can be done after  $L_2/2$  time slots. This shows that the total delay  $D = L_0 + L_1/2 + L_2/2 = 2L_0$  and hence the normalized delay of  $D/L_0 = 2$  are achievable.

Figure 2: The network of Example 1 and the proposed method for function computing.

redundantly compute the functions  $f_1$  and  $f_2$ , we can achieve a more smaller delay. In particular, let us set  $\mathcal{S}_1 = \{v_{11}, v_{12}\}$  and  $\mathcal{S}_2 = \{v_{21}, v_{22}\}$ . This means that the functions  $f_1$  and  $f_2$  are computed in the two nodes, simultaneously and in parallel. We see that in this case, the total delay decreases (see Figure 2 (c)). It is shown that using this method, one can achieve the normalized delay of  $D/L_0 = 2$ . This means that in this example, redundantly function computing outperforms the traditional no-redundancy method, by a factor of  $3/2$ .

**Remark 1.** Note that in Example 1 and also in the next example, there is at most one link between a node computing  $f_k$  and a node computing  $f_{k+1}$ . In the paper, we assume a general scheme where between nodes in layer  $k$  and  $k+1$  there is an arbitrary network. We are not restricted to a specific network topology.

**Example 2.** Consider the network in Figure 3(a) and the request tuple  $\mathcal{R} = (s, d, \mathbf{x}, (f_1, f_2, \dots, f_K))$ . Similar to Example 1, there is a data packet  $\mathbf{x}$ , which is available in the source node  $s$ . The destination node  $d$  is interested in receiving the computed result of  $f_K(f_{K-1}(\dots f_1(\mathbf{x}) \dots))$ . Assume that any function  $f_k$  can be computed in the nodes  $\mathcal{V}_{f_k} = \{v_{k1}, v_{k2}, \dots, v_{kN}\}$ . All the links capacities are assumed to be one, i.e.,  $w(e) = 1$  for any link  $e$ . Also assume that  $L_0 = L_1 = \dots = L_K$ . Similar to Example 1, one can see that  $D/L_0 = K+1$  is the best achievable normalized delay using no-redundancy approaches for the function computing (see Figure 3(b)). However, one can compute the functions redundantly in the nodes. In particular, assume that to respond the request, any function  $f_k$  is computed in all of the nodes which are capable to compute it, i.e.,  $\mathcal{S}_k = \mathcal{V}_{f_k}$ . Using this approach, the network delay decreases. More precisely, based on the Figure 3(c), the normalized delay of  $D/L_0 = (1 + K/N)$  is achievable by this method. This shows that using the proposed approach for function computing, the end-to-end delay decreases by a factor of  $\frac{1+K}{1+K/N}$ . Note that for large values of  $K$ , we have  $\frac{1+K}{1+K/N} \approx N$ . This means that the gain of the redundantly function computing can increase as the size of the network increases.

In the above examples, the main idea of redundant function computation has been discussed. For the statement of the main result for general networks, first we need a definition.

**Definition 1.** (*Cut*) For a directed weighted graph  $\mathcal{G} = (\mathcal{V}, \mathcal{E}, w(\cdot))$ , and any  $\mathcal{S} \subseteq \mathcal{V}$ ,  $\text{cut}(\mathcal{S})$  is defined as

$$\text{cut}(\mathcal{S}) = \sum_{\substack{e=(u,v) \in \mathcal{E} \\ u \in \mathcal{S}; v \notin \mathcal{S}}} w(e).$$

In the next theorem, we state a tight lower bound on  $D_k$ .

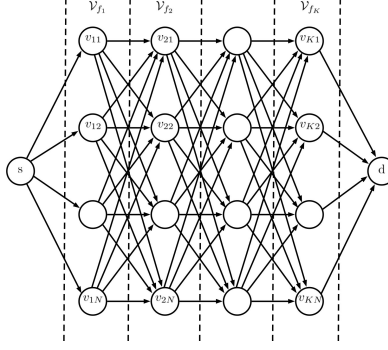
**Theorem 1.** Consider two fixed sets  $\mathcal{S}_{k-1}$  and  $\mathcal{S}_k$  for some  $k \in [K+1]$ . Then, the delay of the  $k^{\text{th}}$  transmission round is lower bounded by the following equation.

$$D_k \geq \frac{L_{k-1}}{\min_{\substack{\mathcal{S}_{k-1} \subseteq \mathcal{S} \subseteq \mathcal{V} \\ \mathcal{S}_k \not\subseteq \mathcal{S}}} \text{cut}(\mathcal{S})}. \quad (1)$$

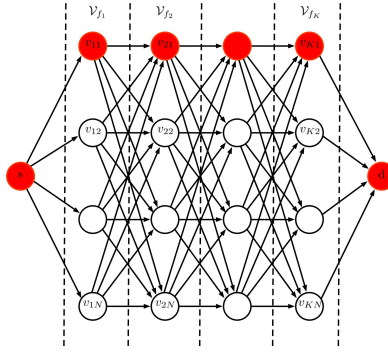
Moreover, the lower bound is tight, i.e., there is a transmission scheme that achieves the lower bound.

*Proof.* See appendix A. □

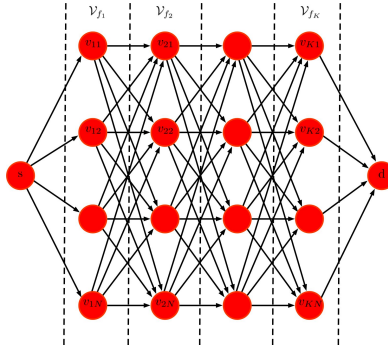
**Remark 2.** To prove Theorem 1, we use results from network coding specially the capacity of single multicast [23]. We show that the delivery problem in each round is reduced to a single-multicast problem where the capacity is equal to the min-cut, and can be achieved by linear codes.



(a) The network of Example 2. For any  $n, n' \in [N]$  and any  $k \in [K - 1]$ ,  $(v_{kn}, v_{(k+1)n'})$  is a directed link in the network. Also, for any  $n \in [N]$ , the source node  $s$  is connected to the node  $v_{1n}$  and the node  $v_{Kn}$  is connected to the destination node  $d$ . It is assumed that all of the links capacities are set to be one.



(b) The source node  $s$  transmits  $\mathbf{x}$  to the node  $v_{11}$  in the first round of data transmission. This round has the delay of  $L_0$  time slots. In the second round, node  $v_{11}$  computes  $f_1(\mathbf{x})$  and sends it to node  $v_{21}$  in  $L_1$  time slots. Similarly, the computation and transmission tasks sequentially continue, and finally the node  $d$  delivers the computed result of  $f_K(f_{K-1}(\dots f_1(\mathbf{x}) \dots))$  after  $L_0 + L_1 + \dots + L_K = L_0(K + 1)$  time slots.



(c) The node  $s$  transmits the data packet  $\mathbf{x}$  to all of the nodes that can compute  $f_1$  in the first round. This round lasts  $L_0$  time slots. Next in the second round,  $f_1(\mathbf{x})$  is available in all of the nodes  $\{v_{11}, v_{12}, \dots, v_{1N}\}$ . Now divide  $f_1(\mathbf{x})$  into  $N$  equal fragments. Assume that each node  $v_{1n}$  transmits the  $n^{\text{th}}$  fragment of  $f_1(\mathbf{x})$  into all of the nodes that have a directed link from  $v_{1n}$ . Using this approach after  $L_1/N$  time slots all of the nodes of  $\mathcal{S}_2$  deliver the content  $f_1(\mathbf{x})$  entirely. This means that the second round of transmission lasts  $L_1/N$  time slots. Using similar approach for the other rounds, one can see that the end-to-end delay of  $L_0 + L_1/N + \dots + L_K/N = L_0(1 + K/N)$  is achievable.

Figure 3: The network of Example 2 and the proposed scheme for function computing.



**Remark 3.** The above result shows that routing is not generally optimum. In particular, for delivery we need to use the network coding.

**Corollary 1.** From Theorem 1, for a given sequence of sets  $(\mathcal{S}_1, \mathcal{S}_2, \dots, \mathcal{S}_K)$ , the end-to-end delay is lower bounded by

$$D \geq \sum_{k=1}^{K+1} \frac{L_{k-1}}{\min_{\substack{\mathcal{S}_{k-1} \subseteq \mathcal{S} \subseteq \mathcal{V} \\ \mathcal{S}_k \not\subseteq \mathcal{S}}} \text{cut}(\mathcal{S})}. \quad (2)$$

In addition, the lower bound is achievable.

**Theorem 2.** The optimum end-to-end delay of the problem, denoted by  $D^*$ , is equal to

$$D^* = \min_{\forall k \in [K]: \mathcal{S}_k \subseteq \mathcal{V}_k} \left\{ \sum_{k=1}^{K+1} \frac{L_{k-1}}{\min_{\substack{\mathcal{S}_{k-1} \subseteq \mathcal{S} \subseteq \mathcal{V} \\ \mathcal{S}_k \not\subseteq \mathcal{S}}} \text{cut}(\mathcal{S})} \right\}. \quad (3)$$

In addition, the optimum sets  $(\mathcal{S}_1^*, \mathcal{S}_2^*, \dots, \mathcal{S}_K^*)$  are arguments of the above optimization.

*Proof.* See appendix B. □

**Remark 4.** To achieve  $D^*$ , we let  $\mathcal{S}_1 = \mathcal{S}_1^*, \mathcal{S}_2 = \mathcal{S}_2^*, \dots, \mathcal{S}_K = \mathcal{S}_K^*$  and we use linear codes in delivery.

**Remark 5.** In Theorem 2, we characterize the minimum achievable end-to-end delay of the problem, for a general network. However, to achieve this minimum delay, a complicated optimization problem must be solved to obtain the sets  $\{\mathcal{S}_k\}_{k \in [K]}$ . Solving this optimization problem exactly is not straight-forward. In the next section, we propose some approximation algorithms to solve this problem.

We notice that the size of the set  $\mathcal{S}_k$  corresponds to the processing cost of  $f_k$ . Hence, it is rational to have constraint on the cardinality of each set  $\mathcal{S}_k$ . The following corollary states the optimization problem with the processing power constraint on the sets.

**Corollary 2.** The problem of minimization of the end-to-end delay, subject to limit on processing power in each round is formulated as

$$\min_{\substack{\forall k \in [K]: \mathcal{S}_k \subseteq \mathcal{V}_k \\ |\mathcal{S}_k| \leq \alpha_k}} \left\{ \sum_{k=1}^{K+1} \frac{L_{k-1}}{\min_{\substack{\mathcal{S}_{k-1} \subseteq \mathcal{S} \subseteq \mathcal{V} \\ \mathcal{S}_k \not\subseteq \mathcal{S}}} \text{cut}(\mathcal{S})} \right\}, \quad (4)$$

where  $\alpha_k$  denotes the maximum processing cost of  $f_k$ .

For the rest of this section, we explain the results of redundantly function computing in the special case of complete graphs. The main goal of this example is to demonstrate that there are network topologies that the gain of the proposed scheme, i.e., redundantly computing and network coding in delivery, scale with the size of the network. Also we want to show exactly the achieved trade-offs between computation and delay via an example.

### 3.1 Complete Graphs

Consider the network  $\mathcal{G} = (\mathcal{V}, \mathcal{E}, w(\cdot))$  as follows. Assume that  $\mathcal{V}$  is a finite set of nodes and  $\mathcal{E}$  contains all of the distinct pairs of the nodes, i.e, the graph is fully connected. In this network, assume that we have a request of function computing as  $\mathcal{R} = (s, d, \mathbf{x}, (f_1, f_2, \dots, f_K))$ . We assume that for any  $k \in [K]$ ,  $\mathcal{V}_{f_k} = \{v_{k1}, v_{k2}, \dots, v_{kN}\}$  is a set containing  $N$  nodes for a positive integer  $N$ . This means that the network contains of  $K \times N$  function computer nodes, in addition to some other nodes as relays. Suppose that we have at least  $N + 1$  relays. Also, two nodes  $s$  and  $d$  are not function computers in this example.

In the network, for any  $e = (u, v) \in \mathcal{E}$  we define

$$w(e) = \begin{cases} \epsilon & \text{if } u \in \mathcal{V}_{f_k} \text{ for some } k \in [K], \text{ or } u = s \\ 1 & \text{o.w.} \end{cases}$$

for a some positive (and also small enough)  $\epsilon$ . In this fully connected network, let us assume that there is an upper bound on processing power as  $|\mathcal{S}_k| \leq \alpha$  for some positive integer  $\alpha \leq N$ . Now we apply our results to this network.

We want to compute the lower bound in Corollary 2. Note that we have

$$\text{cut}(\mathcal{S}_k) = \epsilon \times |\mathcal{S}_k| \times (|\mathcal{V}| - |\mathcal{S}_k|), \quad (5)$$

for any  $k \in [K] \cup \{0\}$ . Now we need the following lemma.

**Lemma 1.** *For the above network, we have*

$$\min_{\substack{\mathcal{S}_{k-1} \subseteq \mathcal{S} \subseteq \mathcal{V} \\ \mathcal{S}_k \not\subseteq \mathcal{S}}} \text{cut}(\mathcal{S}) = \epsilon \times |\mathcal{S}_{k-1}| \times (|\mathcal{V}| - |\mathcal{S}_{k-1}|), \quad (6)$$

for any  $k \in [K + 1]$ .

*Proof.* See appendix C. □

Now based on Theorem 1, we write

$$D_k \geq \frac{L_{k-1}}{\min_{\substack{\mathcal{S}_{k-1} \subseteq \mathcal{S} \subseteq \mathcal{V} \\ \mathcal{S}_k \not\subseteq \mathcal{S}}} \text{cut}(\mathcal{S})} \quad (7)$$

$$\stackrel{(a)}{=} \frac{L_{k-1}}{\epsilon \times |\mathcal{S}_{k-1}| \times (|\mathcal{V}| - |\mathcal{S}_{k-1}|)}, \quad (8)$$

where (a) follows by Lemma 1. Therefore

$$D_{\text{Optimum}} = \sum_{k=1}^{K+1} \frac{L_{k-1}}{\epsilon \times |\mathcal{S}_{k-1}| \times (|\mathcal{V}| - |\mathcal{S}_{k-1}|)}. \quad (9)$$

The above equation is minimized, if we choose  $\mathcal{S}_k$  as an arbitrary subset of  $\mathcal{V}_{f_k}$  with size  $\alpha$ , for any  $k \in [K]$ . Hence we have

$$D_{\text{Optimum}} \times \epsilon = \frac{L_0}{|\mathcal{V}| - 1} + \frac{1}{\alpha \times (|\mathcal{V}| - \alpha)} \sum_{k=1}^K L_k. \quad (10)$$

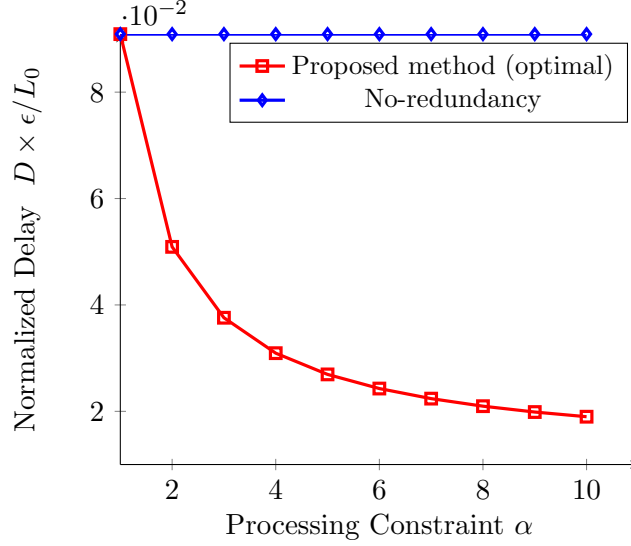


Figure 4: Fundamental trade-off between delay and processing power (or equivalently reliability) in complete graph. Here  $|\mathcal{V}| = 100$ ,  $N = 10$  and  $K = 8$ .

Let us assume that  $L_0 = L_1 = \dots = L_K$ . In this case, we conclude that by redundantly function computing, one can achieve the normalized delay of  $D_{\text{Optimum}} \times \epsilon / L_0 = \frac{1}{|\mathcal{V}|-1} + \frac{K}{\alpha \times (|\mathcal{V}|-\alpha)}$ . Also, if we use no-redundancy approach, we achieve the normalized delay of  $D_{\text{No-redundancy}} \times \epsilon / L_0 = \frac{K+1}{|\mathcal{V}|-1}$ , where we have  $|\mathcal{S}_k| = 1$  for any  $k \in [K]$  in this approach. If we set  $K$  large, and also  $\alpha \ll |\mathcal{V}|$ , then we conclude that the improvement is approximately equal to  $\alpha$ , i.e.,

$$\frac{D_{\text{No-redundancy}}}{D_{\text{Optimum}}} \approx \alpha.$$

We notice that while the parameter  $\alpha$  indicates the available processing power of each function, in this example it can simultaneously model the reliability measure. In other words, if we set  $\alpha$  to be larger, then any function is computed in more nodes of the network and hence the system is more reliable against the failures in functions computing. This means that as  $\alpha$  increases, the system becomes more reliable.

Now we notice that for complete graphs, the fundamental trade-offs among network delay, reliability and processing power are obtained in this example. In Figure 4, we plot the normalized delay in two cases; no-redundancy approach and the proposed method. Here, an order-wise improvement in the normalized network delay is observed. Note that  $\alpha$  represents the processing power and simultaneously it models the reliability in the function computation.

## 4 Algorithms

In this section, we propose our algorithms for solving the optimization problems (3) and (4).

### 4.1 Greedy Algorithm

In this part, we propose our algorithm for solving the following problem:

$$D^* = \min_{\forall k \in [K]: \mathcal{S}_k \subseteq \mathcal{V}_k} \left\{ \sum_{k=1}^{K+1} \frac{L_{k-1}}{\min_{\substack{\mathcal{S}_{k-1} \subseteq \mathcal{S} \subseteq \mathcal{V} \\ \mathcal{S}_k \not\subseteq \mathcal{S}}} \text{cut}(\mathcal{S})} \right\}. \quad (11)$$

Note that in this optimization problem we want to find the sets  $\{\mathcal{S}_k\}_{k \in [K]}$  in order to minimize the end-to-end delay. First we note that the optimization problem

$$\text{mincut}(\mathcal{S}_{k-1}; \mathcal{S}_k) := \min_{\substack{\mathcal{S}_{k-1} \subseteq \mathcal{S} \subseteq \mathcal{V} \\ \mathcal{S}_k \not\subseteq \mathcal{S}}} \text{cut}(\mathcal{S}), \quad (12)$$

is known as *Max-flow* problem. This problem can be solved using efficient known algorithms such as Ford-Fulkerson algorithm [27]. Hence, the problem can be rewritten as follows:

$$\min_{\forall k \in [K]: \mathcal{S}_k \subseteq \mathcal{V}_k} \left\{ \sum_{k=1}^{K+1} \frac{L_{k-1}}{\text{mincut}(\mathcal{S}_{k-1}; \mathcal{S}_k)} \right\}. \quad (13)$$

Now we define

$$C(\mathcal{S}_k) := \min_{\forall k' \in [k-1]: \mathcal{S}_{k'} \subseteq \mathcal{V}_{f_{k'}}} \left\{ \sum_{k'=1}^k \frac{L_{k-1}}{\text{mincut}(\mathcal{S}_{k'-1}; \mathcal{S}_{k'})} \right\}, \quad (14)$$

for any  $\mathcal{S}_k \subseteq \mathcal{V}_{f_k}$  and any  $k \in [K]$ . Also let  $C(\{s\}) = 0$ . Note that  $D^* = C(\mathcal{S}_{K+1}) = C(\{d\})$  by the definition. Now we have the following recursive equation

$$C(\mathcal{S}_k) = \min_{\mathcal{S}_{k-1} \subseteq \mathcal{V}_{f_{k-1}}} \left\{ C(\mathcal{S}_{k-1}) + \frac{L_{k-1}}{\text{mincut}(\mathcal{S}_{k-1}; \mathcal{S}_k)} \right\}, \quad (15)$$

for any  $k \in [K+1]$ . The recursive equation (15) shows that the problem of finding the optimum subsets is in the form of dynamic programming and can be solved recursively.

Now for estimation of the solution of (13), first we use dynamic programming, according to the above discussions, to obtain one-element sets with minimum delay. Then we enlarge the sets greedy, as long as the overall delay reduces. More precisely, we choose one function computer node, from all of the function computers that are not chosen yet, and then add it to the corresponding subset, if this change decreases the end-to-end delay. This procedure ends when there is no function computer node that adding it to the subsets decreases the delay. See Algorithm 1 for the details. The complexity of the greedy algorithm is  $C \times O(K|\mathcal{V}|^3)$  where  $C$  is the complexity of the algorithm which is used to find the value of min-cuts.

---

**Algorithm 1** Greedy Algorithm

---

```
1: procedure GREEDY( $\mathcal{G}, s, d, \{L_k\}_{k=0}^K \{\mathcal{V}_{f_k}\}_{k \in [K]}$ )
2:   for  $k \in [K+1] \cup \{0\}$  do
3:      $\mathcal{P}_k \leftarrow \emptyset$ 
4:      $\mathfrak{B}_k \leftarrow \{\mathcal{S} \subseteq \mathcal{V}_{f_k} : |\mathcal{S}| = 1\}$ 
5:   end for
6:    $Delay \leftarrow \infty$ 
7:   while 1 do
8:      $OPT(\{s\}) \leftarrow \{s\}$ 
9:      $SCR(\{s\}) \leftarrow 0$ 
10:    for  $k \in [K+1]$  do
11:      for  $\mathcal{S} \in \mathfrak{B}_k$  do
12:         $\hat{\mathcal{S}} \leftarrow \operatorname{argmin}_{\mathcal{T} \in \mathfrak{B}_{k-1}} \{SCR(\mathcal{T}) + \frac{L_{k-1}}{\operatorname{mincut}(\mathcal{T}; \mathcal{S})}\}$ 
13:         $SCR(\mathcal{S}) \leftarrow SCR(\hat{\mathcal{S}}) + \frac{L_{k-1}}{\operatorname{mincut}(\hat{\mathcal{S}}; \mathcal{S})}$ 
14:         $OPT(\mathcal{S}) \leftarrow (OPT(\hat{\mathcal{S}}), \mathcal{S})$ 
15:      end for
16:    end for
17:    if  $Delay \leq SCR(\{d\})$  then
18:      break
19:    end if
20:     $(\mathcal{P}_0, \mathcal{P}_1, \dots, \mathcal{P}_{K+1}) \leftarrow OPT(\{d\})$ 
21:    for  $k \in [K+1] \cup \{0\}$  do
22:       $\mathfrak{B}_k \leftarrow \{\mathcal{S} \cup \mathcal{P}_k : \mathcal{S} \subseteq \mathcal{V}_{f_k}; |\mathcal{S}| = 1\}$ 
23:    end for
24:  end while
25:  return  $OPT(\{d\})$ 
26: end procedure
```

---

## 4.2 $\alpha$ -optimal Algorithm

In this part, we want to solve the following problem:

$$\min_{\substack{\forall k \in [K]: \mathcal{S}_k \subseteq \mathcal{V}_k \\ |\mathcal{S}_k| \leq \alpha_k}} \left\{ \sum_{k=1}^{K+1} \frac{L_{k-1}}{\min_{\substack{\mathcal{S}_{k-1} \subseteq \mathcal{S} \subseteq \mathcal{V} \\ \mathcal{S}_k \not\subseteq \mathcal{S}}} \operatorname{cut}(\mathcal{S})} \right\}. \quad (16)$$

Without loss of generality, assume that  $\alpha_k = \alpha$  for any  $k$ . This is just for simplicity in notation and the proposed algorithm can be considered for the general case.

The proposed algorithm in this part, which called the  $\alpha$ -optimal algorithm in this paper, uses dynamic programming to obtain the sets  $\{\mathcal{S}_k\}_{k \in [K]}$ . This means that the algorithm searches among all of the subsets of  $\mathcal{V}_{f_k}$  with at most  $\alpha$  elements, for any  $k$ , and chooses someone to minimize the end-to-end delay, according to the recursive equation of dynamic programming, which is as follows in this part

$$C(\mathcal{S}_k) = \min_{\substack{\mathcal{S}_{k-1} \subseteq \mathcal{V}_{f_{k-1}} \\ |\mathcal{S}_{k-1}| \leq \alpha}} \left\{ C(\mathcal{S}_{k-1}) + \frac{L_{k-1}}{\operatorname{mincut}(\mathcal{S}_{k-1}; \mathcal{S}_k)} \right\}. \quad (17)$$

The details can be found in Algorithm 2.

We note that the complexity of the  $\alpha$ -optimal algorithm is  $C \times O(K|\mathcal{V}|^{2\alpha})$  where  $C$  is the complexity of the algorithm which is used to find the min-cuts. Hence the complexity of the algorithm is polynomial with size of the network. We also notice that this algorithm is optimal.

---

**Algorithm 2**  $\alpha$ -optimal Algorithm

---

```

1: procedure  $\alpha$ -OPTIMAL( $\mathcal{G}, s, d, \{L_k\}_{k=0}^K \{\mathcal{V}_{f_k}\}_{k \in [K]}, \alpha$ )
2:   for  $k \in [K + 1] \cup \{0\}$  do
3:      $\mathfrak{B}_k \leftarrow \{\mathcal{S} \subseteq \mathcal{V}_{f_k} : |\mathcal{S}| \leq \alpha\}$ 
4:   end for
5:    $OPT(\{s\}) \leftarrow \{s\}$ 
6:    $SCR(\{s\}) \leftarrow 0$ 
7:   for  $k \in [K + 1]$  do
8:     for  $\mathcal{S} \in \mathfrak{B}_k$  do
9:        $\hat{\mathcal{S}} \leftarrow \operatorname{argmin}_{\mathcal{T} \in \mathfrak{B}_{k-1}} \{SCR(\mathcal{T}) + \frac{L_{k-1}}{\operatorname{mincut}(\mathcal{T}; \mathcal{S})}\}$ 
10:       $SCR(\mathcal{S}) \leftarrow SCR(\hat{\mathcal{S}}) + \frac{L_{k-1}}{\operatorname{mincut}(\hat{\mathcal{S}}; \mathcal{S})}$ 
11:       $OPT(\mathcal{S}) \leftarrow (OPT(\hat{\mathcal{S}}), \mathcal{S})$ 
12:    end for
13:  end for
14:  return  $OPT(\{d\})$ 
15: end procedure

```

---

### 4.3 $\alpha$ -greedy Algorithm

We notice that the complexity of the  $\alpha$ -optimal algorithm is not polynomial with  $\alpha$ . For this challenge, we introduce the  $\alpha$ -greedy Algorithm as follows. This algorithm is similar to the greedy algorithm (see two previous subsections), but the difference is that we force the subsets to have the size of at most  $\alpha$ . Details of this algorithm can be found in Algorithm 3.

## 5 Numerical Simulations

In this section, we evaluate the performance of the proposed algorithms by numerical simulations. Our setup for simulations in this section is similar to Example 2 (see Figure 3), where the difference is that in this part, we assume that the capacities are not equal in the network. The reason that we choose this model for our simulations is that the performance of our algorithms must be evaluated in the cases that varying the subsets changes the flow of the network as much as possible. This makes it possible to evaluate the performance, in the worst-case regime.

We assume that  $L_0 = L_1 = \dots = L_K$ . Also we assume that the capacities of the links are chosen randomly and independently. The capacity of each link is chosen uniformly from the set  $(1 - U, 1 + U)$ , with probability  $p$ , and is set to be zero, with probability  $1 - p$ . Here  $U$  and  $p$  are two parameters. For the initialization, we assume that  $N = K = 10$  and  $\alpha = 2$ . Also we set  $p = 1$  and  $U = 0.5$ . In all of the simulations, we iterate the algorithms 10 times for the independent inputs and then we consider the average performance as the output.

In Figure 5, we examine the performance of the proposed algorithms as  $N$  varies. Remember that the parameter  $N$  corresponds to the number of nodes that can compute a specific function. From Figure

---

**Algorithm 3**  $\alpha$ -greedy Algorithm

---

```
1: procedure  $\alpha$ -GREEDY( $\mathcal{G}, s, d, \{L_k\}_{k=0}^K \{\mathcal{V}_{f_k}\}_{k \in [K]}, \alpha$ )
2:   for  $k \in [K + 1] \cup \{0\}$  do
3:      $\mathcal{P}_k \leftarrow \emptyset$ 
4:      $\mathfrak{B}_k \leftarrow \{\mathcal{S} \subseteq \mathcal{V}_{f_k} : |\mathcal{S}| = 1\}$ 
5:   end for
6:    $Delay \leftarrow \infty$ 
7:   while 1 do
8:      $OPT(\{s\}) \leftarrow \{s\}$ 
9:      $SCR(\{s\}) \leftarrow 0$ 
10:    for  $k \in [K + 1]$  do
11:      for  $\mathcal{S} \in \mathfrak{B}_k$  do
12:         $\hat{\mathcal{S}} \leftarrow \operatorname{argmin}_{\mathcal{T} \in \mathfrak{B}_{k-1}} \{SCR(\mathcal{T}) + \frac{L_{k-1}}{\operatorname{mincut}(\mathcal{T}; \mathcal{S})}\}$ 
13:         $SCR(\mathcal{S}) \leftarrow SCR(\hat{\mathcal{S}}) + \frac{L_{k-1}}{\operatorname{mincut}(\hat{\mathcal{S}}; \mathcal{S})}$ 
14:         $OPT(\mathcal{S}) \leftarrow (OPT(\hat{\mathcal{S}}), \mathcal{S})$ 
15:      end for
16:    end for
17:    if  $Delay \leq SCR(\{d\})$  then
18:      break
19:    end if
20:     $(\mathcal{P}_0, \mathcal{P}_1, \dots, \mathcal{P}_{K+1}) \leftarrow OPT(\{d\})$ 
21:    for  $k \in [K + 1] \cup \{0\}$  do
22:      if  $|\mathcal{P}_k| < \alpha$  then
23:         $\mathfrak{B}_k \leftarrow \{\mathcal{S} \cup \mathcal{P}_k : \mathcal{S} \subseteq \mathcal{V}_{f_k}; |\mathcal{S}| = 1\}$ 
24:      end if
25:    end for
26:  end while
27:  return  $OPT(\{d\})$ 
28: end procedure
```

---

5, we observe that the 2-greedy algorithm attains a good approximation of the output of the solution of the 2-optimal algorithm. Also, it is observed that the greedy algorithm can improve the performance of the system, as  $N$  enlarges. This fact is also motivated theoretically (see Figure 4).

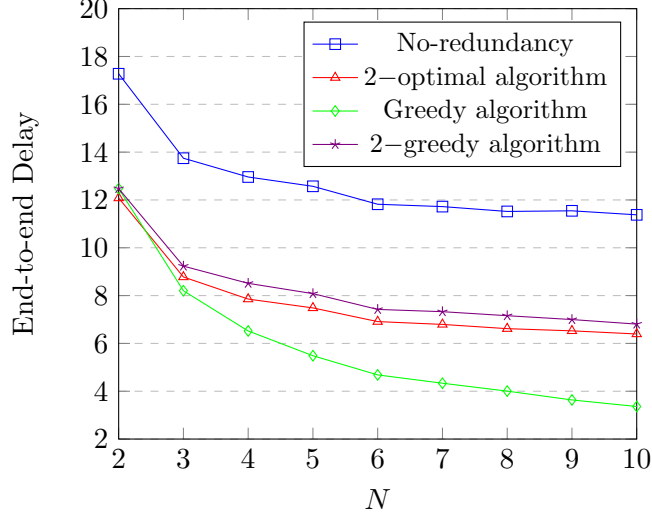


Figure 5: Comparison of the proposed algorithms for different values of  $N$ . Note that the parameter  $N$  corresponds to the available processing power for each function in the network.

In Figure 6, we investigate the performance of the proposed algorithms as  $K$  varies. Here  $K$  is the number of functions that must be computed in the chain. We note that also in this case, the result of the 2-greedy algorithm is very close to the solution of the 2-optimal algorithm. Also, the greedy algorithm reaches gain rather than one-element sets or two-elements.

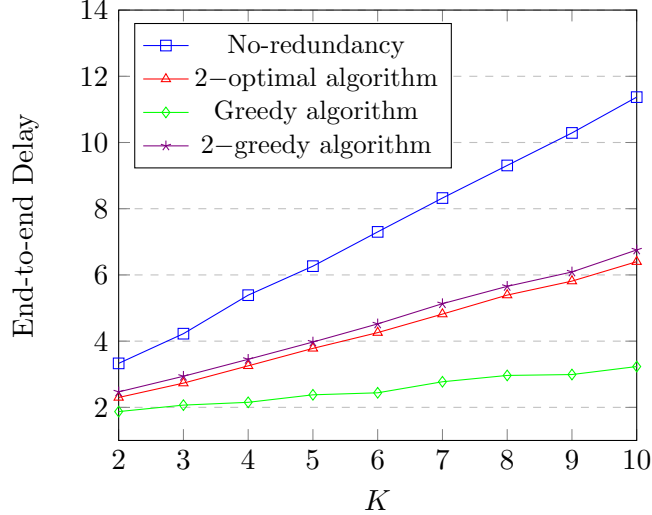


Figure 6: Comparison of the proposed algorithms for different values of  $K$ . Note that the parameter  $K$  shows the number of the functions that must be computed sequentially.

Figure 7 demonstrates the end-to-end delay based on the parameter  $\alpha$ . It is observed that the greedy algorithm is near optimal, where we see that as  $\alpha$  grows, the performance of the greedy algorithm is near to the optimal case of  $\alpha = 10$ .



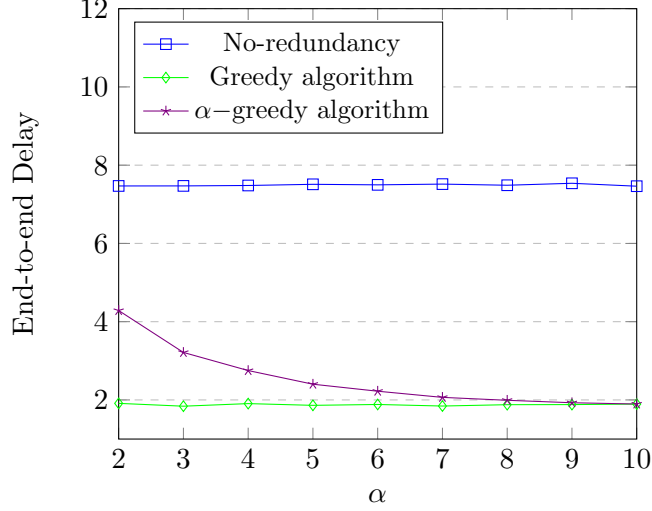


Figure 7: Comparison of the proposed algorithms for different values of  $\alpha$ , i.e., for different processing constraints.

Figure 8, shows the performance of the proposed algorithms, based on the parameter  $p$ . Note that  $p$  corresponds to the connectivity of the network. The simulations show that the proposed algorithms have a good performance, even when the network is sparse (small values for  $p$ ).

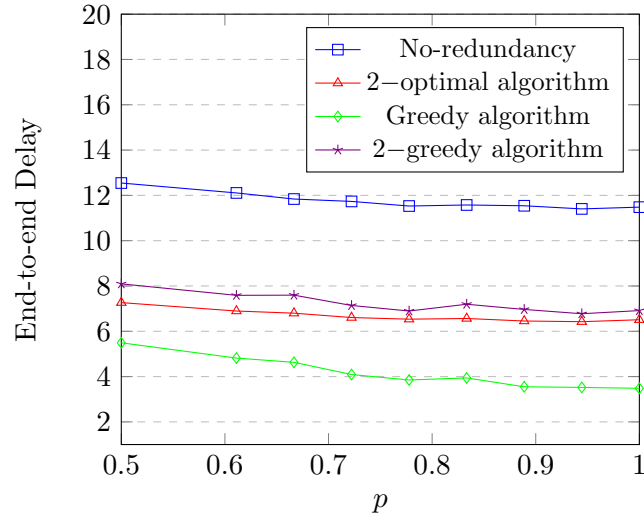


Figure 8: Comparison of the proposed algorithms for different values of the probability of connectivity of the nodes.

At the end, we examine the algorithms for the case that the capacities have large variance, i.e.,  $U$  is set to be large. It is observed that in this case the performance of the algorithms does not decay and they have gains near to the theoretical analysis. This shows that the performance of the algorithms is not sensitive to the homogeneity of the capacities.

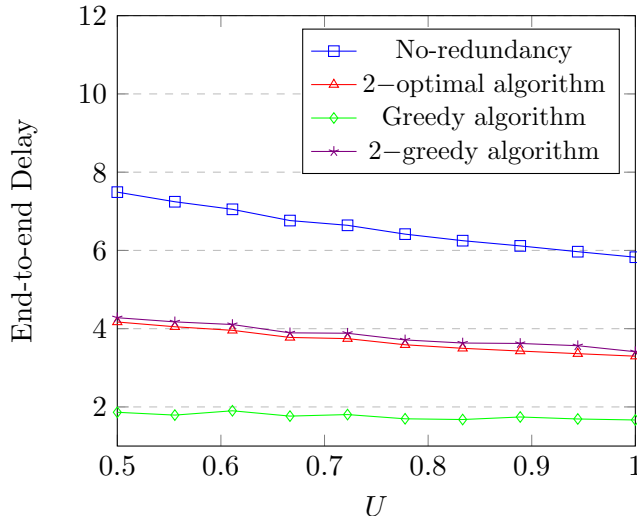


Figure 9: Comparison of the proposed algorithms for different values of  $U$ . The parameter  $U$  is related to the variance of the random generation of the capacity of links.

For the end of this section, we note that our proposed greedy algorithms are not optimal in general, but our simulations suggest that they have acceptable performance for typical networks.

## 6 Conclusion

In this paper, we investigate the fundamental limits of end-to-end delay minimization in NFV-based networks. It is observed that traditional no-redundancy approaches are not enough for achieving the optimum delay, where there are some examples that show the inefficiency of them. To exploit the capacity of such networks, it is assumed that to respond a request, the functions can be computed redundantly in parallel, in addition to use the network coding in the system. It is shown that redundantly function computation and using network coding for delivery, not only improves the reliability measures, but also decreases the transmission delay. In some cases, this gain scales by the size of the network, in comparison with the traditional no-redundancy approaches. The sufficiency of linear codes to exploit the capacity of the system is also shown. Then, it is observed that the problem of finding the subsets of the nodes that must compute the functions at each round in general is related to a complex integer programming problem. In this way, an approximation algorithm is proposed. The optimal algorithm with polynomial complexity for the case that there is an upper bound on the number of nodes computing functions in each round is also provided. The performances of the algorithms are evaluated through numerical simulations in several cases, where this is shown that they reach order-wise improvements in comparison with no-redundancy approaches.

## References

- [1] J. G. Herrera and J. F. Botero, “Resource allocation in NFV: A comprehensive survey,” *IEEE Transactions on Network and Service Management*, vol. 13, pp. 518–532, 2016.

- [2] M. T. Beck and J. F. Botero, "Coordinated allocation of service function chains," *2015 IEEE Global Communications Conference (GLOBECOM)*, pp. 1–6, Dec 2015.
- [3] S. Mehraghdam, M. Keller, and H. Karl, "Specifying and placing chains of virtual network functions," *2014 IEEE 3rd International Conference on Cloud Networking (CloudNet)*, pp. 7–13, Oct 2014.
- [4] A. Basta, W. Kellerer, M. Hoffmann, H. J. Morper, and K. Hoffmann, "Applying NFV and SDN to LTE mobile core gateways, the functions placement problem," *Proceedings of the 4th Workshop on All Things Cellular: Operations, Applications, Challenges*, pp. 33–38, 2014.
- [5] B. Addis, D. Belabed, M. Bouet, and S. Secchi, "Virtual network functions placement and routing optimization," *2015 IEEE 4th International Conference on Cloud Networking (CloudNet)*, pp. 171–177, Oct 2015.
- [6] P. Veitch, M. J. McGrath, and V. Bayon, "An instrumentation and analytics framework for optimal and robust NFV deployment," *IEEE Communications Magazine*, vol. 53, pp. 126–133, Feb 2015.
- [7] F. Bari, S. R. Chowdhury, R. Ahmed, R. Boutaba, and O. C. M. B. Duarte, "Orchestrating virtualized network functions," *IEEE Transactions on Network and Service Management*, vol. 13, pp. 725–739, Dec 2016.
- [8] J. F. Riera, X. Hesselbach, E. Escalona, J. A. Garca-Espn, and E. Grasa, "On the complex scheduling formulation of virtual network functions over optical networks," *2014 16th International Conference on Transparent Optical Networks (ICTON)*, pp. 1–5, July 2014.
- [9] J. F. Riera, E. Escalona, J. Batall, E. Grasa, and J. A. Garca-Espn, "Virtual network function scheduling: Concept and challenges," *2014 International Conference on Smart Communications in Network Technologies (SaCoNeT)*, pp. 1–5, June 2014.
- [10] R. Mijumbi, J. Serrat, J. L. Gorricho, N. Bouten, F. D. Turck, and S. Davy, "Design and evaluation of algorithms for mapping and scheduling of virtual network functions," pp. 1–9, April 2015.
- [11] S. Li, M. A. Maddah-Ali, Q. Yu, and A. S. Avestimehr, "A fundamental tradeoff between computation and communication in distributed computing," *IEEE Transactions on Information Theory*, vol. 64, pp. 109–128, Jan 2018.
- [12] Q. Yu, M. A. Maddah-Ali, and S. Avestimehr, "Polynomial codes: an optimal design for high-dimensional coded matrix multiplication," *Advances in Neural Information Processing Systems 30*, pp. 4403–4413, 2017.
- [13] Q. Yu, M. A. Maddah-Ali, and A. S. Avestimehr, "Coded fourier transform," *2017 55th Annual Allerton Conference on Communication, Control, and Computing (Allerton)*, pp. 494–501, Oct 2017.
- [14] S. Li, Q. Yu, M. A. Maddah-Ali, and A. S. Avestimehr, "A scalable framework for wireless distributed computing," *IEEE/ACM Transactions on Networking*, vol. 25, pp. 2643–2654, Oct 2017.
- [15] A. Al-Shuwaili, O. Simeone, J. Kliever, and P. Popovski, "Coded network function virtualization: Fault tolerance via in-network coding," *IEEE Wireless Communications Letters*, vol. 5, pp. 644–647, Dec 2016.

- [16] M. Aliasgari, J. Kliewer, and O. Simeone, “Coded computation against straggling decoders for network function virtualization,” arXiv preprint: arXiv:1709.01031, 2017.
- [17] C. Karakus, Y. Sun, and S. Diggavi, “Encoded distributed optimization,” *2017 IEEE International Symposium on Information Theory (ISIT)*, pp. 2890–2894, June 2017.
- [18] C. Karakus, Y. Sun, S. Diggavi, and W. Yin, “Straggler mitigation in distributed optimization through data encoding,” *Advances in Neural Information Processing Systems 30*, pp. 5434–5442, 2017.
- [19] C. Karakus, Y. Sun, S. Diggavi, and W. Yin, “Redundancy techniques for straggler mitigation in distributed optimization and learning,” arXiv preprint: arXiv:1803.05397, 2018.
- [20] R. Tandon, Q. Lei, A. G. Dimakis, and N. Karampatziakis, “Gradient coding,” arXiv preprint: arXiv:1612.03301, 2016.
- [21] N. Raviv, I. Tamo, R. Tandon, and A. G. Dimakis, “Gradient coding from cyclic MDS codes and expander graphs,” arXiv preprint: arXiv:1707.03858, 2017.
- [22] M. Ye and E. Abbe, “Communication-computation efficient gradient coding,” arXiv preprint: arXiv:1802.03475, 2018.
- [23] R. Ahlswede, N. Cai, S. Y. R. Li, and R. W. Yeung, “Network information flow,” *IEEE Transactions on Information Theory*, vol. 46, pp. 1204–1216, Jul 2000.
- [24] S. Y. R. Li, R. W. Yeung, and N. Cai, “Linear network coding,” *IEEE Transactions on Information Theory*, vol. 49, pp. 371–381, Feb 2003.
- [25] R. Koetter and M. Medard, “An algebraic approach to network coding,” *IEEE/ACM Transactions on Networking*, vol. 11, pp. 782–795, Oct 2003.
- [26] S. Jaggi, P. Sanders, P. A. Chou, M. Effros, S. Egner, K. Jain, and L. M. G. M. Tolhuizen, “Polynomial time algorithms for multicast network code construction,” *IEEE Transactions on Information Theory*, vol. 51, pp. 1973–1982, June 2005.
- [27] L. R. Ford and D. R. Fulkerson, “Maximal flow through a network,” *Canadian Journal of Mathematics*, pp. 399–404, 1956.

## A Proof of Theorem 1

For the proof of Theorem 1, we use the single-source multicast theorem [23]. For the given sets  $\mathcal{S}_{k-1}$  and  $\mathcal{S}_k$ , we consider a super node  $SN$  and add it to the graph  $\mathcal{G}$  and form a new graph  $\tilde{\mathcal{G}}$ . In  $\tilde{\mathcal{G}}$ , we assume that  $SN$  is connected to all of the nodes in  $\mathcal{S}_{k-1}$  using directed links with infinite capacity. Now the problem is equivalent to the single-source multicast problem in network coding, where the source node is  $SN$  and the destinations are all of the nodes of the set  $\mathcal{S}_k$ , in  $\tilde{\mathcal{G}}$ . Using the single-source multicast

theorem [23], we obtain

$$D_k \geq \frac{L_{k-1}}{\min_{v \in \mathcal{S}_k} \text{mincut}(SN; v)} \quad (18)$$

$$= \frac{L_{k-1}}{\min_{v \in \mathcal{S}_k} \min_{\substack{\mathcal{S} \subseteq \mathcal{V} \cup \{SN\} \\ SN \in \mathcal{S} \\ v \notin \mathcal{S}}} \text{cut}(\mathcal{S})}. \quad (19)$$

We notice that if  $\mathcal{S}_{k-1} \not\subseteq \mathcal{S}$ , then  $\text{cut}(\mathcal{S})$  is equal to infinity. Hence we have

$$D_k \geq \frac{L_{k-1}}{\min_{v \in \mathcal{S}_k} \min_{\substack{\mathcal{S} \subseteq \mathcal{V} \cup \{SN\} \\ SN \in \mathcal{S} \\ v \notin \mathcal{S}}} \text{cut}(\mathcal{S})} \quad (20)$$

$$= \frac{L_{k-1}}{\min_{\substack{\mathcal{S}_{k-1} \subseteq \mathcal{S} \subseteq \mathcal{V} \\ \mathcal{S}_k \not\subseteq \mathcal{S}}} \text{cut}(\mathcal{S})}, \quad (21)$$

which completes the proof. We emphasize that the capacity of the single-source multicast problem can be achieved using linear codes [24]. This proves the achievability of the lower bound, by using the optimal network codes in the corresponding transmission round. Note that in the single-source multicast theorem, for achieving the capacity it is essential to use the network coding and routing is not enough in general.

## B Proof of Theorem 2

Based on Theorem 1, we have

$$D \geq \sum_{k=1}^{K+1} \frac{L_{k-1}}{\min_{\substack{\mathcal{S}_{k-1} \subseteq \mathcal{S} \subseteq \mathcal{V} \\ \mathcal{S}_k \not\subseteq \mathcal{S}}} \text{cut}(\mathcal{S})}. \quad (22)$$

Also, the above lower bound is tight, by using the achievable scheme of Theorem 1 in all rounds of data transmission. Hence, the above achievable lower bound on end-to-end delay just depends on the subsets  $\{\mathcal{S}_k\}_{k \in [K]}$ . This means that the optimum delay can be achieved by minimizing the above equation as a function of the subsets. This completes the proof.

## C Proof of Lemma 1

First notice that for  $\mathcal{S} = \mathcal{S}_{k-1}$ , we have

$$\text{cut}(\mathcal{S}) = \epsilon \times |\mathcal{S}_{k-1}| \times (|\mathcal{V}| - |\mathcal{S}_{k-1}|).$$

In order to prove the lemma, it suffices to show that for any  $\mathcal{S} \subseteq \mathcal{V}$  such that  $\mathcal{S}_{k-1} \subseteq \mathcal{S}$  and  $\mathcal{S}_k \not\subseteq \mathcal{S}$ , we have  $\text{cut}(\mathcal{S}) \geq \epsilon \times |\mathcal{S}_{k-1}| \times (|\mathcal{V}| - |\mathcal{S}_{k-1}|)$ .

Note that if  $|\mathcal{S}_{k-1}| \leq |\mathcal{S}| \leq |\mathcal{V}| - |\mathcal{S}_{k-1}|$ , then we have

$$\text{cut}(\mathcal{S}) \geq \epsilon \times |\{e = (u, v) \in \mathcal{E} : u \in \mathcal{S}; v \notin \mathcal{S}\}| \quad (23)$$

$$= \epsilon \times |\mathcal{S}| \times (|\mathcal{V}| - |\mathcal{S}|) \quad (24)$$

$$\geq \epsilon \times |\mathcal{S}_{k-1}| \times (|\mathcal{V}| - |\mathcal{S}_{k-1}|). \quad (25)$$

and in this case the proof is completed.

Now consider the case that  $|\mathcal{S}| < |\mathcal{S}_{k-1}|$  or  $|\mathcal{S}| > |\mathcal{V}| - |\mathcal{S}_{k-1}|$ . The case  $|\mathcal{S}| < |\mathcal{S}_{k-1}|$  is impossible, due to the fact that  $\mathcal{S}_{k-1} \subseteq \mathcal{S}$ . Hence we assume that  $|\mathcal{S}| > |\mathcal{V}| - |\mathcal{S}_{k-1}| \geq KN + N + 1 - N = KN + 1$ . This means that  $\mathcal{S}$  contains at least one relay node which is distinct of  $s$ , such as  $\tilde{u} \in \mathcal{S}$ . Since  $\mathcal{S}_k \not\subseteq \mathcal{S}$ , there is a node  $\tilde{v} \in \mathcal{S}_k$  such that  $\tilde{v} \notin \mathcal{S}$ . Let us define  $\tilde{e} = (\tilde{u}, \tilde{v})$ . Therefore we write

$$\text{cut}(\mathcal{S}) \geq w(\tilde{e}) = 1 \stackrel{(a)}{\geq} \epsilon \times |\mathcal{S}_{k-1}| \times (|\mathcal{V}| - |\mathcal{S}_{k-1}|), \quad (26)$$

where (a) follows from the fact that  $\epsilon$  is set to be small enough. The proof is thus completed.