

Wave Generation and Heat Flux Suppression in Astrophysical Plasma Systems

G. T. ROBERG-CLARK,¹ J. F. DRAKE,^{1,2,3,4} M. SWISDAK,^{1,2,4} AND C. S. REYNOLDS⁵

¹*Department of Physics, University of Maryland, College Park, MD 20740, USA*

²*Institute for Research in Electronics and Applied Physics, University of Maryland, College Park, MD 20742, USA*

³*Institute for Physical Science and Technology, University of Maryland, College Park, MD 20742, USA*

⁴*Joint Space-Science Institute (JSI), College Park, MD 20742, USA*

⁵*Institute of Astronomy, Madingley Road, Cambridge, CB3 0HA, UK*

(Received –; Revised –; Accepted –)

ABSTRACT

Heat flux suppression in collisionless plasmas for a large range of plasma β is explored using two-dimensional particle-in-cell simulations with a strong, sustained thermal gradient. We find that a transition takes place between whistler-dominated (high- β) and double-layer-dominated (low- β) heat flux suppression. Whistlers saturate at small amplitude in the low beta limit and are unable to effectively suppress the heat flux. Electrostatic double layers suppress the heat flux to a mostly constant factor of the free streaming value once this transition happens. The double layer physics is an example of ion-electron coupling and occurs on a scale of roughly the electron Debye length. The scaling of ion heating associated with the various heat flux driven instabilities is explored over the full range of β explored. The range of plasma- β s studied in this work makes it relevant to the dynamics of a large variety of astrophysical plasmas, including the intracluster medium of galaxy clusters, hot accretion flows, stellar and accretion disk coronae, and the solar wind.

Keywords: Plasmas, Numerical Simulations, Thermal Conduction, Intracluster Medium, Solar Wind

1. INTRODUCTION

The microphysics of thermal conduction in weakly collisional, weakly magnetized astrophysical plasmas is an important topic that remains to be fully elucidated. It has long

been recognized that the Spitzer-Härm thermal conductivity (Spitzer & Härm 1953; Spitzer 1962), while appropriate for describing thermal conduction in highly collisional fluids, may not be the correct prescription for weakly collisional or collisionless plasmas in which the mean free path is larger than or comparable to the scale size of the system. This has motivated study of the microturbulence produced

by kinetic plasma instabilities and how it can modify thermal transport in weakly collisional astrophysical systems.

Two environments in which collisionless thermal conduction may play a significant role are the solar wind (for which $\beta = 8\pi nT/B^2 \sim 1$) and the intracluster medium (ICM) of galaxy clusters (where $\beta \sim 100$). Instabilities driven by heat-flux-carrying particle distributions in the solar wind and their impact on thermal conduction have been studied since at least the 1970's and remain under active investigation (e.g. Hollweg (1974); Gary et al. (1975); Hollweg (1976); Gary (1978); Gary et al. (1994); Gary & Li (2000); Saeed et al. (2017a,b); Shaaban et al. (2018); Horaites et al. (2018)). An advantage of studying thermal conduction in the solar wind is the availability of in-situ measurements at 1 AU, at which the measured value of β can in fact vary significantly, reaching even $\beta = 100$ (Bale et al. 2013). Measured heat fluxes at 1 AU can therefore serve as a proxy for transport in distant, high- β , weakly collisional plasmas such as the ICM.

Thermal conduction can be crucial to the dynamics of the ICM, a fact that has manifested itself in models of, for example, thermodynamic stability in galaxy clusters (e.g. Zakamska & Narayan (2003); Kim & Narayan (2003); Ruszkowski & Oh (2010); Fang et al. (2018)), AGN feedback (e.g. Kannan et al. (2017); Yang & Reynolds (2016); Tang & Churazov (2018); Reynolds et al. (2015); Bambic et al. (2018)), and the propagation of sound waves in cluster cores (e.g. Fabian et al. (2005); Zweibel et al. (2018)). It also is a necessary ingredient of fluid-type instabilities such as the heat-flux-driven buoyancy instability (HBI) (Quataert 2008) and magnetothermal instability (MTI) (Balbus 2000). These applications provide a strong impetus to understand the detailed microphysics of thermal conduction in weakly col-

lisional plasmas and how it might affect the large-scale ICM.

1.1. *Whistler Heat Flux Suppression*

Previous work (Roberg-Clark et al. 2016, 2018; Komarov et al. 2018) has explored the suppression of electron thermal conduction by electromagnetic whistler waves. Whistlers are observed in a large variety of space plasma environments, including the solar wind (Beinroth & Neubauer 1981; Lacombe et al. 2014), the Earth's bowshock (Wilson et al. 2016; Oka et al. 2017), and the Earth's radiation belts (Mozer et al. 2014; Agapitov et al. 2015). They are also often self-consistently generated in local kinetic simulations of systems such as astrophysical shocks (Riquelme & Spitkovsky 2011; Guo et al. 2017) and hot accretion flows (Riquelme et al. 2016, 2017; Sironi & Narayan 2015; Sironi 2015). It was shown in Roberg-Clark et al. (2016) that large-amplitude whistlers driven unstable by an electron heat flux can strongly inhibit thermal conduction. The mechanism is scattering via the overlap of cyclotron resonances (Smith & Kaufman 1975; Karimabadi et al. 1992) and requires that the whistlers propagate obliquely to the local magnetic field (Pistinner & Eichler 1998).

Results from 2D particle-in-cell (PIC) simulations with an imposed electron thermal gradient (Roberg-Clark et al. (2018); Komarov et al. (2018)) suggest that the maximum electron thermal conduction parallel to the local magnetic field scales roughly like $1/\beta$ for $\beta > 1$. Such a scaling is consistent with earlier theoretical models (Gary et al. 1994; Levinson & Eichler 1992; Gary & Li 2000; Pistinner & Eichler 1998) and some observations of electron heat flux in the solar wind (Gary et al. 1998, 1999). The $1/\beta$ limit has recently been confirmed by observations of solar wind heat flux measured by the WIND Spacecraft at 1AU (Tong et al. 2018) for $\beta \sim 1 - 6$. However, it is clear from the data shown in Tong et al. (2018) that a

transition to a different limiting heat flux is at play when $\beta \lesssim 2$. In the following section we describe a means by which heat flux can be limited at low β .

1.2. Double Layer Heat Flux Suppression

Recent PIC simulation results presented in a series of papers by Li, Drake & Swisdak (hereafter LDS) (Li et al. 2012, 2013, 2014) identified a transport suppression mechanism mediated by electrostatic double layers (DLs) in the $\beta \sim 1$ regime. LDS modeled the outward propagation of a localized source of hot electrons produced at a coronal looptop during a solar flare. In their scheme an initial gradient in the electron temperature drove a parallel electron heat flux. The resulting hot electron current drove a return current carried by the cold background electrons that penetrated into the hot source region. The return current then coupled to the ions via the Buneman instability (Buneman 1958; Volokitin & Krasnosel'skikh 1982), which in its nonlinear stage of evolution produced a localized electrostatic potential identified as a DL (Block 1978; Singh et al. 1987; Raadu & Rasmussen 1988). Finite mass (i.e. non-stationary) ions were required in the LDS simulations to capture the interaction between the return current electrons and the ambient ions that led to the formation of the DL.

A DL functions effectively as a mobile parallel-plate capacitor in a plasma, maintaining a potential drop across two layers of opposite charge whose separation is of the order of the Debye length λ_D (Block 1978). In the LDS simulations the self-sustaining and long-lived DL (and in some cases multiple DLs, (Li et al. 2014)) propagated in the direction of the return current. Heat flux was inhibited as the DLs reflected hot electrons propagating from the source region and continued to accelerate a cold return current opposing the motion of hot electrons. However, suppression of heat flux was modest since only particles with energy less than the DL elec-

trostatic potential were reflected and confined within the source region, while higher-energy hot electrons were allowed to pass through the potential with minimal reduction in energy (Li et al. 2012).

LDS's results suggest that DL physics may play a role in magnetized plasmas with sustained temperature gradients such as those simulated in Roberg-Clark et al. (2018) and Komarov et al. (2018) but in a more modest $\beta \sim 1$ regime relevant to systems such as the solar wind. Other systems of interest might include low-luminosity accretion flows and coronae since results from GRMHD simulations imply that β may be of order unity at high latitudes near the coronae of black holes (e.g. Sądowski et al. (2013); Sironi (2015)). We find that DLs indeed play a central role in the $\beta \sim 1$ regime and in the following sections present a series of PIC simulations that reveal the transition from whistler heat flux suppression to suppression by double layers.

2. NUMERICAL METHOD AND SIMULATION PARAMETERS

We carry out two-dimensional (2D) simulations using the PIC code p3d (Zeiler et al. 2002) to model thermal conduction along an imposed temperature gradient in a magnetized, collisionless plasma with open boundaries as in (Roberg-Clark et al. 2018). p3d calculates particle trajectories using the relativistic Newton-Lorentz equations and the electromagnetic fields are advanced using Maxwell's equations. The ends of the simulation domain act as thermal reservoirs at two different temperatures $T_h > T_c$ separated by a distance L_x , forming a temperature gradient $T' \equiv (T_h - T_c)/L_x$ and driving a heat flux. An initially uniform magnetic field $\mathbf{B}_0 = B_0 \hat{\mathbf{x}}$ threads the plasma along the gradient and is free to evolve in time. The initial particle distribution function is chosen to model the free-streaming of particles from each thermal reser-

voir and has the form

$$f(\mathbf{v}, t=0) = f_h + f_c$$

$$= \frac{n_0}{\pi^{3/2}} \left(\frac{e^{-v^2/v_{Th}^2}}{v_{Th}^3} \theta(v_{\parallel}) + \frac{e^{-[(v_{\parallel}+v_d)^2+v_{\perp}^2]/v_{Tc}^2}}{v_{Tc}^3(1+\text{erf}(v_d/v_{Tc}))} \theta(-v_{\parallel}) \right)$$

where n_0 is the initial density, θ is the Heaviside step function, $v_T = \sqrt{2T/m}$ is the thermal speed, and the parallel and perpendicular directions are with respect to \mathbf{B}_0 . The cold particles are given a parallel drift speed v_d to ensure zero net current ($\langle v_{\parallel} \rangle = 0$) in the initial state while the error function $\text{erf}(v_d/v_{Tc})$ makes the density of hot and cold particles equal.

In the simulations presented here ion positions and velocities are evolved in time, allowing double layers to form. Ions, with mass ratio $m_i/m_e = 1600$, are initialized with a Maxwellian distribution of temperature $T_{i0} = T_{eh}/2$ and are re-injected into the domain using the above scheme with equal temperatures $T_{ih} = T_{ic} = T_{i0}$.

The simulations scan a range of $\beta_{e0h} = 8\pi n_0 T_{eh}/B_0^2$ from 32 to 1/4 in factors of 2 (32, 16, 8, ..., 1/4) using an electron temperature ratio $T_{eh}/T_{ec} = 10$. The simulation domain lengths are $L_x = L_0 = 164 d_e$ and $L_y = L_0/2$, where $d_e = c/\omega_{pe}$ is the electron skin depth and $\omega_{pe} = (4\pi n_0 e^2/m_e)^{1/2}$ is the electron plasma frequency. The characteristic velocity of whistlers depends on the wavelength but has an upper limit that scales with the electron Alfvén speed $V_{A,e} = d_e \Omega_{e0}$. However, we normalize electron heat fluxes to the free-streaming value $q_0 = n_0 v_{T_{eh}} T_{eh}$ as in [Roberg-Clark et al. \(2018\)](#).

Since DLs are generated near the cold reservoir and propagate towards the hot thermal reservoir at $x = 0$, we stop the simulation before the DL conduction front reaches the hot boundary and significantly impacts plasma injection. For $\beta_{e0h} = 1$ this corresponds to a time of $t\Omega_{e0} \sim 7200$. Other parameters in the simulations are $\omega_{pe}/\Omega_{e0} = 5\sqrt{\beta_{e0h}}$ and $T_{eh}/(m_e c^2) = 0.02$. Each

simulation uses 560 particles per species per cell and has a grid of 4096 by 2048 cells.

3. SIMULATION RESULTS

3.1. Whistler regime

- (1) Figure 1 contrasts the dynamics of the $\beta_{e0h} = 1$ [(a)-(e)] and 16 [(f)-(j)] simulations. In the case of $\beta_{e0h} = 16$ the results are similar to the large β_e (32, 64, and 128) runs of [Roberg-Clark et al. \(2018\)](#). Strong heat flux suppression below the free-streaming value takes place throughout the simulation domain [Fig. 1(f)] and is associated with scattering of electrons by large-amplitude oblique whistler fluctuations $\delta B/B_0 \sim 1$ in the out-of-plane B_z in 1(g).

Figure 1(j) shows substantial heating of ions, correlated with the turbulent whistler fields near the cold reservoir at $x = L_x$. In some locations the peak ion temperature is 40% larger than T_{i0} . The ions are scattered by the spatially localized, $\rho_{e0h} (= \sqrt{\beta_{e0h}} d_e)$ scale whistler electric fields and have an unmagnetized response to the turbulence ($\rho_{i0} \gg \rho_{e0h}$). The electric field fluctuations E_x associated with these whistlers are shown in Fig. 1(h). To estimate the rate of ion heating we calculate an energy diffusion coefficient for homogeneous whistler turbulence

$$D_W = \frac{\langle \Delta v_i^2 \rangle}{t} = \frac{q_i^2}{m_i^2} \int_0^\infty d\tau \langle \delta E_x(0) \delta E_x(\tau) \rangle. \quad (2)$$

Similar expressions for electron diffusion in whistler turbulence are given in [Keenan & Medvedev \(2016\)](#). The dynamics of (2) can also be framed as a resonant diffusive process which is essentially Landau damping [see e.g. [Sturrock \(1966\)](#) and [Morales & Lee \(1974\)](#)]. Assuming isotropic turbulence and dropping factors of order unity we get $D_W \sim (q_i^2/m_i^2) \tau_c \langle \delta E^2 \rangle$, where τ_c is the correlation time of the electric field, which we take to be $\tau_c = \rho_{e0h}/v_p \sim \beta_{e0h}/\Omega_{e0}$.

The electric field fluctuations E_x [Fig. 1(h)] are of the order of $(V_{A,e}/c) B_0$, a factor of

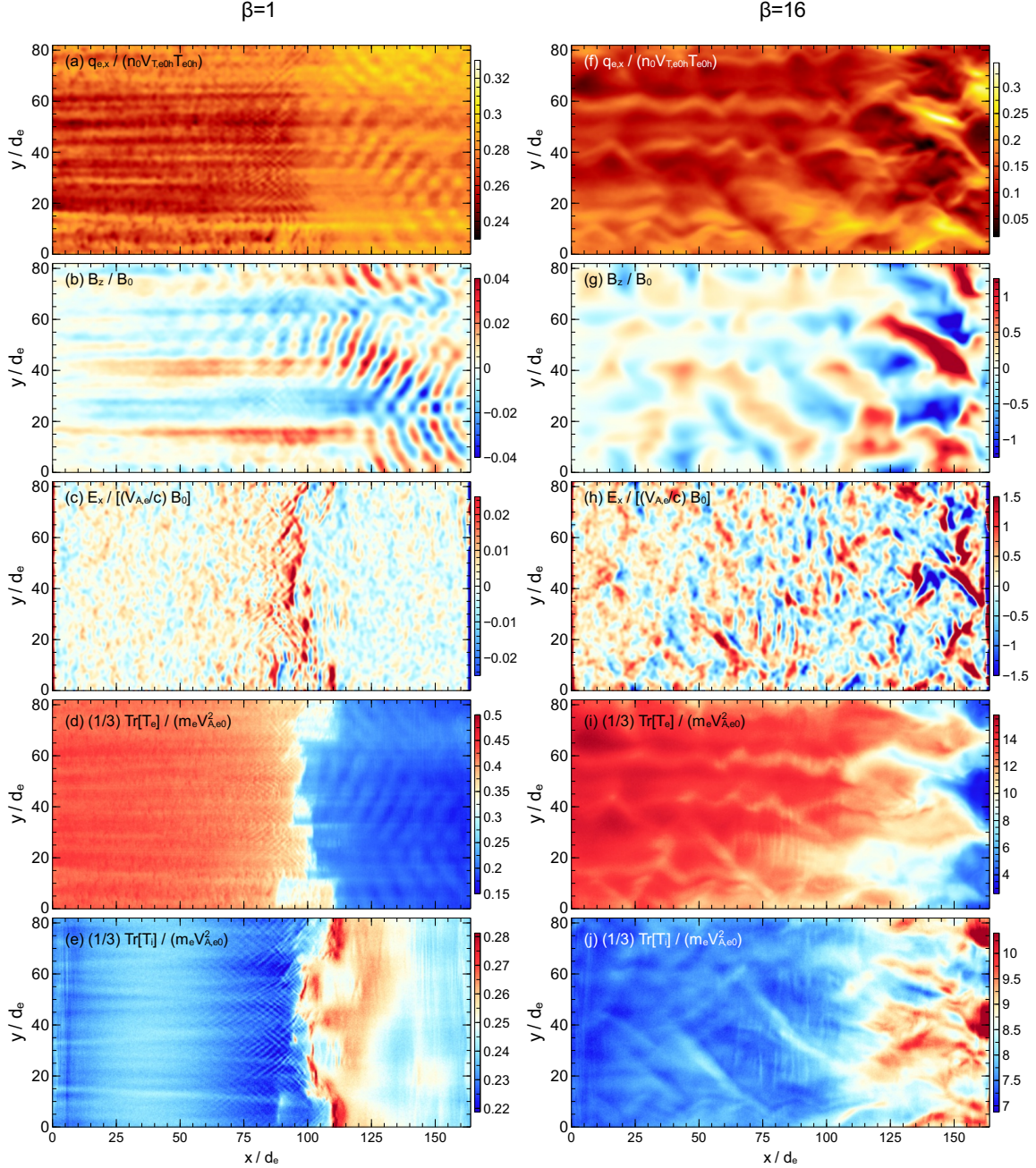


Figure 1. 2D plots from the $\beta_{e0h} = 1$ [(a)-(e)] and 16 [(f)-(j)] simulations at $t\Omega_{e0} = 3640$ and 910, respectively. (a) Suppression of q_{ex} by DLs located between $x/d_e \sim 85 - 115$ that propagate towards the hot reservoir at $x = 0$. (b) Out-of-plane B_z showing elongated magnetic structures mostly to the left of the DLs and oblique whistlers mostly to the right of the DLs. (c) Parallel electric field E_x showing a DL conduction front (bright red spots). (d) One third of the trace of the electron temperature tensor T_e . (e) Same as (d) but for ions showing substantial heating to the right of the DLs. (f) Strong suppression of q_{ex} by whistlers. (g) Large-amplitude whistler fluctuations in B_z . (h) Parallel whistler electric fields in E_x (near the cold reservoir at $x = L_x$) and turbulence associated with a small DL conduction front near $x = L_x/2$. (i) 2D structure of T_e in whistler fields. (j) Heating of ions by whistlers.

$\sqrt{\beta_{e0h}} = 4$ larger than the electric field of a parallel propagating whistler with phase speed

$$v_p = v_{Teh}/\beta_{e0h},$$

$$\delta E = \frac{v_p}{c} \delta B \sim \frac{v_{Teh}}{c\beta_{e0h}} B_0. \quad (3)$$

However, we still measure phase speeds of the order v_{Teh}/β_{e0h} in the $\beta_{e0h} = 16$ simulation (not shown). The crux is that these whistlers are oblique, with \mathbf{k} nearly parallel to $\delta\mathbf{E}$. To be consistent with Faraday's Law, $\mathbf{k} \times \delta\mathbf{E} = (\omega/c)\delta\mathbf{B}$, the electric field is enhanced by a factor of $1/\sin(\theta)$ relative to (3), where θ is the angle between \mathbf{k} and $\delta\mathbf{E}$. We nonetheless take expression (3) to be correct and use it as a reasonable lower bound for δE in the large-amplitude and high- β regime.

Using (3) leads to $D_W \sim B_0^2/(4\pi n_0 m_i) \Omega_{i0}$. Multiplying by $(1/2)n_0 m_i$ we arrive at an ion heating rate

$$\frac{\partial W_i}{\partial t} = \frac{1}{2} n_0 m_i D_W \sim \frac{B_0^2}{8\pi} \Omega_{i0}. \quad (4)$$

Inserting numbers from the $\beta_{e0h} = 16$ simulation (4) yields a net heating of roughly 10% of T_{i0} by $t\Omega_{e0} = 910$. Spatially averaging $(1/3)\text{Tr}[T_i]$ over all y and the region $x = 0.7 L_x$ to $x = 0.9 L_x$ (where large-amplitude whistlers are most prevalent) yields ion heating of around 5% of T_{i0} , which is within a factor of 2 of the analytic estimate. Equation (4) suggests local ion heating can occur on the very rapid time scale of ion cyclotron motion in the high- β ICM when strong whistler turbulence is present. Over long time scales in the ICM the damping of the whistlers associated with ion heating can be offset by a net positive growth rate from the heat flux instability. In the regime of large collisionless heat flux the damping from ions does not significantly impact whistler stability (see Fig. 4 and section 3.6 as well as Komarov et al. (2018)). The regime of smaller heat fluxes and marginal heat flux instability will be investigated in future work.

3.2. DL regime

In the $\beta_{e0h} = 1$ simulation a thermal conduction front, containing several DLs (as in Li et al. (2014)) in fig. 1(c), divides the simulation domain into "hot" ($x/d_e \lesssim 100$) and "cold" ($x/d_e \gtrsim 100$) regions. The conduction front originates near the cold thermal reservoir and propagates into the hot region (evidence for this is shown in figure 2). The DLs are the dark-red, mostly vertical structures in fig. 1(c) around $x/d_e = 100$ and have parallel wavelengths of roughly $10\lambda_{Deh}$ (Li et al. 2012), where $\lambda_{Deh} = V_{Teh}/(\sqrt{2}\omega_{pe})$ is the hot electron Debye length. These wavelengths are consistent with the unstable modes of the Buneman instability (Buneman 1958). Two DLs are present at the bottom of figure 1(c) around $y/d_e = 5$ and $x/d_e \sim 87$ and $x/d_e \sim 110$ (Li et al. 2014). The potential jump across the DL front is $e\Phi_{DL} \sim 0.4 T_{e0h}$, consistent with the results and analytic predictions of (Li et al. 2013).

The DLs are dynamical structures that tend to break up and reform over time, developing nontrivial structure in the perpendicular (y) direction. The perpendicular length scale for the DLs is roughly $30\lambda_{Deh}$, consistent with results from previous 2D PIC simulations of double layers (e.g. Barnes et al. (1985); Main et al. (2013)), although the mechanism that sets the angle between the DL electric field and B_0 (and hence k_\perp/k_\parallel) remains an open question (Ergun et al. 2004), which we do not address in this paper.

Heat flux suppression for $\beta_{e0h} = 1$ [fig. 1(a)] is moderate, with a minimum heat flux of roughly $0.24 q_0$ in the hot region. Mostly rightward-propagating oblique whistlers ($kd_e \sim 1$) with small saturation amplitude ($\delta B/B_0 \sim 0.04$) are present in the cold region, while the hot region contains no whistlers and instead develops elongated magnetic structures B_z with $k_\perp d_e \sim 1$ and $k_\parallel d_e \sim 0.07$ [fig. 1(b)]. Note the reversals in the sign of B_z along the y direction. These structures seem to merge with the whistler fluc-

tuations at the approximate location of the conduction front at $x/d_e \sim 100$ and are discussed in more detail in section 3.7.

The elongated magnetic structures do not appear to significantly impact the heat flux [fig. 1(a)], which is nonetheless modulated by thin streams with even smaller perpendicular wavelength in the hot region. Rather, it is the DLs, which reflect hot electrons and accelerate the return current, that reduce the overall heat flux in the hot region. Evidence for reflected hot particles and the return current are shown in figure 3. The small-amplitude whistlers in the cold region have a negligible impact on the heat flux (1a) unlike in the high β_e regime.

Figure 1(d) shows the trace of the electron temperature tensor in (x, y) , indicating a sharp discontinuity in T_e around the conduction front at $x/d_e \sim 100$ with temperatures somewhat less than T_{e0h} at the hot reservoir and $T_{e0h}/3$ at the cold reservoir ($T_{e0h} = 0.5 m_e V_{A,e0}^2$). The ion temperature [fig. 1(e)] reveals local heating to be roughly 12% above the injection temperature T_{i0} (note that $T_{i0} = 0.25 m_e V_{A,e0}^2$).

A simple estimate for ion heating by the DL front can be obtained by calculating the change in kinetic energy of ions accelerated by the DL. We assume ions are initially cold and that they gain a velocity $v_\Phi = \sqrt{2e\Phi_{DL}/m_i}$ as they cross the DL in the $+\hat{x}$ direction (the velocity of the DL is small compared with v_Φ). The result is a distribution with two beam-like populations (one with $v_x = 0$ and the other with $v_x = v_\Phi$) in the cold region. The effective thermal energy of the ions is $(3/2)\Delta T_i = (1/2)m_i v_\Phi^2/4$. With $e\Phi_{DL} \sim (2/5)T_{eh}$, we find

$$\Delta T_i \sim \frac{1}{15} T_{eh}, \quad (5)$$

which predicts a heating of about 12% above T_{i0} , close to the observed heating in fig. 1(e).

3.3. Generation and propagation of the DLs

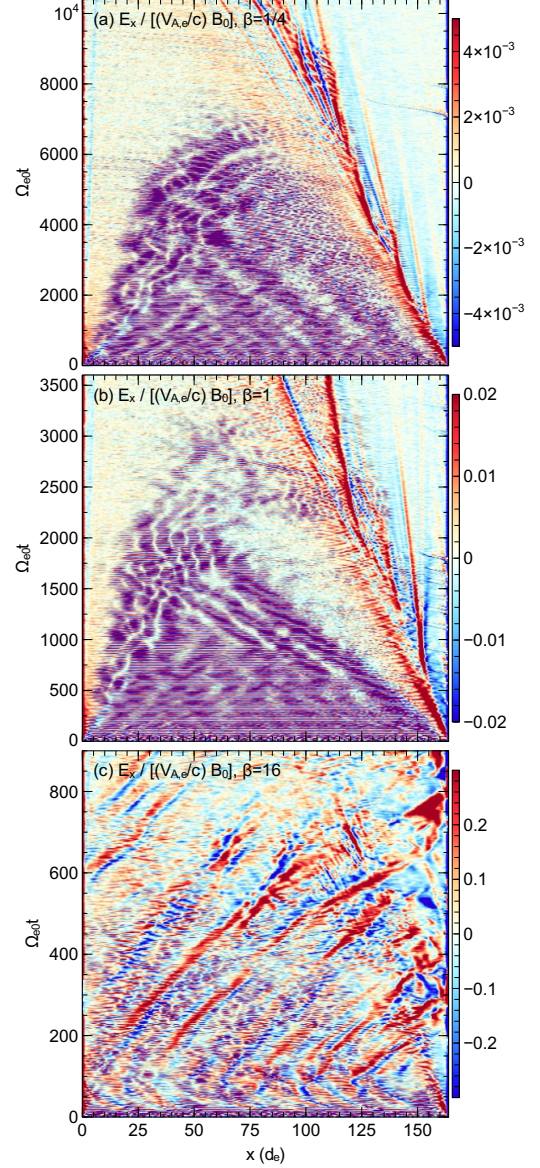


Figure 2. Spacetime diagrams of E_x at $y = 3.2 d_e$ for three values of β_{e0h} showing DL formation at the cold reservoir $x = L_0$. (a) $\beta_{e0h} = 1/4$: several strong DLs form and travel towards the hot reservoir, emitting slow-moving ion-acoustic shocks to the right. (b) $\beta_{e0h} = 1$: Similar to (a) but with two primary DLs forming at later stages of the simulation. (c) $\beta_{e0h} = 16$: E_x is dominated by rightward-traveling whistler fluctuations that overtake the weak DL.

Figure 2 shows a spacetime diagram of the electric field E_x , at a cut along $y = L_y/2$ for the $\beta_e = 1/4$ [2(a)], 1 [2(b)], and 16 [2(c)] simulations. At early times the initial electron distribution function f_0 (1) relaxes, generating short-wavelength ($k\lambda_{Deh} \sim 1$), large-amplitude electron acoustic waves resulting from two-stream instability between the hot and cold electron populations (Gary 1987), visible for all x near $t = 0$. These waves damp out early on in the simulation and do not impact the subsequent dynamics. Also present at early times are plasma waves (purple lines merging with the electron acoustic modes) which propagate from the cold region to the hot region and have $kd_e \sim 3$. While these waves are fully resolved in time in the simulation, data outputs are less frequent and show a strongly alternating pattern. These waves tend to damp out by the middle of each simulation while confined to the region to the left of the DL.

In 2(a-c) a DL forms at early times near the cold reservoir at $x = L_x$ and then propagates toward the hot reservoir at roughly the acoustic speed $V_s \sim \sqrt{(T_{e0h} + T_{i0})/m_i}$ (Li et al. 2013). A single DL can be distinguished in the electric field E_x by a large positive amplitude on its leading edge to the left, followed by a small negative leg on the right (Li et al. 2012, 2013, 2014). Each DL grows in amplitude as it is continually fed by return currents but stabilizes itself by emitting an ion acoustic shock towards the cold reservoir, which can be identified by the nearly vertical straight lines with positive amplitude (red) to the right of the DLs in fig. 2 (Li et al. 2013, 2014). The shocks quench DL growth by reflecting cold return current electrons before they reach the DLs (Li et al. 2013, 2014). However, the shocks damp over time [see equation (5)], leading to subsequent DL growth and shock re-emission.

Increasing β_{e0h} reduces the number and robustness of the DLs [several are visible in fig.

2(a), two in 2(b) and one only at early time in 2(c)]. Increasing β_{e0h} also increases the strength of whistlers. For $\beta_{e0h} = 16$ [2(c)] the DL front is essentially overwhelmed by whistler electric fields (seen as rightward propagating lines in the whole domain for $t\Omega_{e0} \gtrsim 100$) as the waves propagate toward the hot reservoir. The weakness of the DLs in the high β_e regime is a result of strong scattering of return current electrons by whistlers (not shown), which removes the drive mechanism for Buneman instability and hence suppresses DL formation and propagation.

3.4. Electron dynamics in the hot and cold regions

The electron distribution function for lower β_{e0h} is similar to f_0 in Eq. (1) but has been altered by the DL potential. Figures 3(a) and (b) show color plots of $f_e(v_x, v_y)$ in the $\beta_{e0h} = 1$ simulation at $t\Omega_{e0} = 3640$, averaged over spatial regions to the left (hot region) and right (cold region) of the DL indicated by vertical white lines in fig. 3(c). The contours of $\ln(f_e)$ are overlaid in green. In fig. 3(a) an accelerated return current beam (the bright spot to the left of $v_x = 0$) is present while the contours indicate that the distribution function is smooth and roughly circular for $v_x > 0$. The discontinuity (i.e. hot/cold interface) in the distribution of injected electrons f_0 at $v_x = 0$ has been filled in by hot particles with $-\sqrt{2e\Phi_\Phi/m_e} \lesssim v_x \lesssim 0$ reflected by the DL potential. In figure 3(b) the hot/cold interface is shifted slightly to the right but remains near $v_x = 0$. Figure 3(c) shows the phase space profile $f_e(x, v_x)$ of electrons averaged over a thin vertical extent in y near $y = L_y/2$. The presence of return currents is evident for all x , which focus into a narrow beam for $x/d_e \lesssim 100$. The narrowing of the overall width in v_x from hot to cold regions reveals the gradient in the electron temperature shown in figure 1(d).

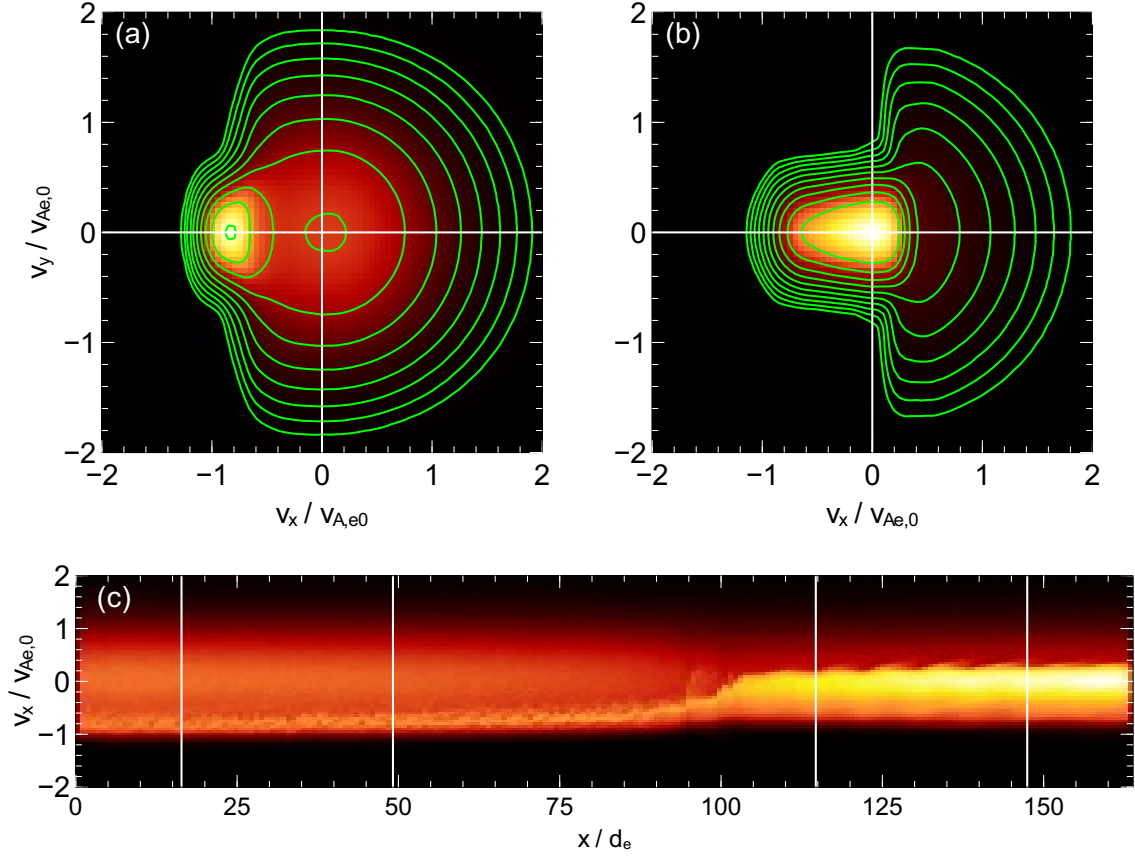


Figure 3. Plots from the $\beta_{e0h} = 1$ simulation taken at $t\Omega_{e0}^{-1} = 3640$. (a) Electron distribution function f_e (background color) and $\ln(f_e)$ (green contours) in $v_x - v_y$ space averaged over the spatial region $x = 0.1 L_x$ to $x = 0.3 L_x$ (the “hot” region) and all y . (b) Same as (a) but averaged over $x = 0.7$ to $0.9 L_x$ (“cold” region). (c) f_e in the phase space $x - v_x$ averaged over a thin strip in y near $y = L_y/2$. The sections in x over which f_e was averaged to produce (a) and (b) are indicated by vertical white stripes.

3.5. Electron thermal conduction

Figure 4(a) shows the late time electron heat flux as a function of β_{e0h} , including the new simulations with $T_{eh}/T_{ec} = 10$ and mobile ions as well as three simulations taken from [Roberg-Clark et al. \(2018\)](#) (with $T_{eh}/T_{ec} = 2$ and stationary ions). The $1/\beta_{e0h}$ scaling (shown as a solid line overlaid) matches the data for $\beta_{e0h} \gtrsim 16$. Since the data at $\beta_{e0h} = 32$ with and without mobile essentially overlaps, we confirm that the ions have little impact on the heat flux at high β_{e0h} . A rollover to a roughly constant value $q/q_0 \sim .29$ in the final heat flux occurs for $\beta_{e0h} \leq 4$ and is set by the DL potential as shown by the following calculation. Assuming $e\Phi_{DL}/T_{eh} = 0.4$, that return current elec-

trons are a $T = 0$ beam with velocity $v_b/V_{Teh} = -0.8$ [from fig. 3(a)], that hot electrons with $|v_{\parallel}| \leq \sqrt{2e\Phi/m_e}$ contribute no current or heat flux owing to reflection by the DL, and imposing zero net current we calculate the heat flux in the hot region to be $q_{ex}/n_0 V_{Teh} T_{eh} \sim 0.33$, which is close to the measured value of 0.29.

3.6. Saturated whistler amplitudes

We document the strength of the whistler heat flux instability over the range of our high β_{e0h} simulations, by showing in figure 4(b) the spatial average of the perturbed magnetic field, $\langle \delta B^2/B_0^2 \rangle^{1/2}$. The data from each simulation is from late time such that the turbulence has saturated. In simulations with DLs, the DL front has propagated into the center of the simula-

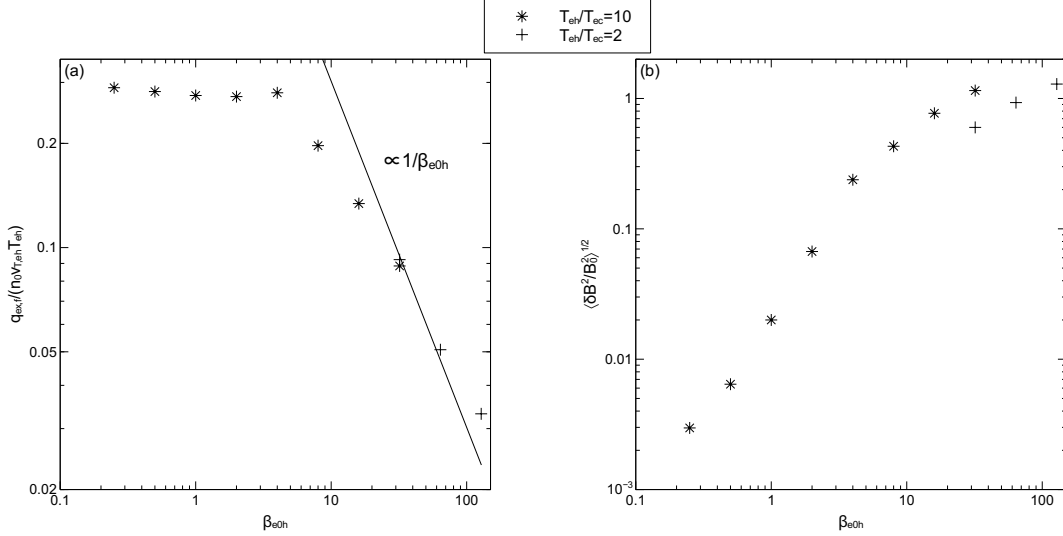


Figure 4. (a) Plot of the final measured heat flux from simulations as a function of β_{e0h} , normalized to the free-streaming value $q_{e0} = n_0 v_{Te} T_{eh}$. Data from Roberg-Clark et al. (2018) is shown as plus signs while new simulation data is shown in asterisks. A line proportional to $1/\beta_{e0h}$ (as in Roberg-Clark et al. (2018)) is overlaid. (b) Late-time perturbed magnetic field amplitudes $(\delta B^2/B_0^2)^{1/2}$ as a function of β_{e0h} , obtained by averaging over $x = 0.7 L_x$ to $x = 0.9 L_x$ and all of y . The extent in x was chosen to always be to the right of the DL conduction front for the new simulations with mobile ions.

tion domain. The spatial region for averaging is $x = 0.7 L_x$ to $x = 0.9 L_x$ and all of y . For the high β_{e0h} runs this is where the whistler turbulence is strongest and for the low β_{e0h} runs with DLs it is the “cold” region. The general trend in figure 4(b) is increasing magnetic fluctuation amplitude as β_{e0h} is increased. Two distinct regimes are evident in this figure 4(b): the region of strong heat flux instability ($\beta_{e0h} \gtrsim 4$), where the characteristic saturated whistler amplitude approaches B_0 as β_{e0h} is increased; and the region of weak (or nonexistent) heat flux instability for $\beta_{e0h} \lesssim 1$, where the magnetic fluctuations mostly consist of the elongated structures mentioned in section 3.2. We now review the basic physics of heat flux instability and describe these two regimes.

3.6.1. Strong heat flux instability

In the high- β_{e0h} regime the oblique whistler goes to long wavelengths, $k\rho_e \sim 1$, and the Landau resonance at $v_x = v_p \sim v_{Te}/\beta_{e0h} \ll v_{Te}$ aligns with the hot/cold interface in f_e

(1). Once amplitudes (and hence nonlinear trapping widths) are large enough, the Landau and cyclotron resonances can simultaneously overlap (Roberg-Clark et al. 2016), allowing whistler turbulence to isotropize the hot electron distribution function about the characteristic whistler phase speed. As the hot electrons are scattered about v_p they continue to release free energy and drive whistler growth. To estimate the whistler saturation amplitude in this regime, we calculate the free energy difference $\Delta W = W_{h,\text{final}} - W_{h,\text{initial}}$, between the final, isotropized distribution and an initial half-Maxwellian distribution of hot electrons moving with $v_x > 0$. The details of the calculation are shown in Appendix A.

To maintain zero net current in the final state, cold return current electrons must also be displaced in the $v_x - v_y$ plane to cancel the current $\sim v_p$ of the isotropized hot particles. In these simulations the return current drift is reduced by re-injection at the cold thermal reservoir as the current of hot particles is suppressed

by whistler scattering. We therefore neglect the energetics of cold return current electrons in this calculation, noting that in general an induced electric field could also maintain current neutrality (Komarov et al. 2018; Ramani & Laval 1978; Levinson & Eichler 1992).

We find that, to lowest order in v_p/v_{Teh} , the energy lost by the hot electron half-Maxwellian as it is scattered is proportional to v_p/v_{Teh} (A6). For a linear whistler wave at high β , the energy content is mostly in magnetic field fluctuations and particle kinetic energy and electric fields can be neglected. This should hold true for large-amplitude whistlers as well. Taking $\Delta W \sim -n_0 T_{e0h} v_p/v_{e0h}$ with $v_p = v_{Teh}/\beta_{e0h}$ and $\beta_{e0h} = 8\pi n_0 T_{eh}/(B_0^2)$, we obtain

$$W_{\text{whistler}} \sim \frac{\langle \delta B^2 \rangle}{8\pi} \sim \Delta W_h \sim \frac{B_0^2}{8\pi}, \quad (6)$$

i.e., $\delta B \sim B_0$. This explains why there seems to be an order unity (B_0) limit on the size of magnetic fluctuations in the simulations in fig. 4(b). The limit comes from free energy constraints on the hot electron distribution function as it is scattered by the large-amplitude whistlers. Coincidentally the $\delta B \sim B_0$ at high β result was also predicted in Komarov et al. (2018) through a resonance broadening estimate.

3.6.2. Weak heat flux instability

In the $\beta_{e0h} \lesssim 1$ regime two factors lead to the stabilization of oblique whistlers: the phase speed of the whistlers and the impact of the DL on the electron distribution functions. Since the characteristic phase speed of the whistlers is the electron Alfvén speed $V_{A,e}$, in the low β_{e0h} regime the phase speed exceeds the hot thermal speed. Since the hot/cold interface remains near $v_x = 0$, only very long wavelength whistlers ($kd_e \ll 1$) could potentially resonate with electrons near the interface. Such long wavelength modes are not seen in our simulations. Thus, at low β_{e0h} the whistler Landau resonance is at the wrong location in velocity space. The DL

front also modifies the electron distribution in the vicinity of $v_x = 0$ in both the hot and cold regions so as to enhance the stability of whistlers in this regime. Hot particles reflected by the DL move the hot/cold interface to the left in the hot region [fig. 3(a)] so the Landau resonance is stabilizing. In figure 3(b), on the other hand, the discontinuity in f_e remains near $v_x = 0$ but for whistlers with $kd_e \sim 1$ the Landau resonance again lies in the region $v_x > v_{Teh}$, well away from the location of the discontinuity.

3.7. Kinetic Alfvén Wave-like Structures

The dynamics of the elongated magnetic structures B_z in the $\beta_{e0h} \leq 1$ simulations can be described in terms of current loops formed in the x, y plane. In figure 5 we present the components of these current loops in the x, y plane (v_{ex} , v_{iy} as well as B_z and E_x). The region enclosed by these loops contains an out-of-plane B_z [fig. 5(c)]. Each plot in figure 5 has contours of B_z overlaid, which correspond to the streamlines of the in-plane current, which can be written as $\mathbf{J}_{in-plane} \propto \hat{z} \times \nabla B_z$. We illustrate the nature of the structures by focusing on the oblate red structure in fig. 5(c) roughly centered around $y/d_e = 40$ in the hot region to the left of the DLs [seen in E_x , fig. 5(d)]. The upper and lower sections of current that produce this particular structure result from electrons streaming along $\mathbf{B}_0 = B_0 \hat{x}$, seen in fig. 5(a) as red ($y/d_e \sim 45$) and blue ($y/d_e \sim 36$) stripes in $\langle v_{ex} \rangle$ that closely follow the contours of in-plane current. Note that the electron current $J_{ex} = -en_e \langle v_{ex} \rangle$ differs in sign from $\langle v_{ex} \rangle$. The current is closed in the y direction by ions, which in fig. 5(b) show a negative (blue) flow $\langle v_{iy} \rangle$ centered around $x/d_e \sim 18$ and a positive (red) flow near $x/d_e \sim 90$. In addition, oblique whistlers in the cold region to the right of the DLs may play some role in closing currents near the DLs. While the closure of in-plane currents by electrons and ions is typical of kinetic Alfvén waves (KAWS) (Hasegawa 1976; Hollweg 1999),

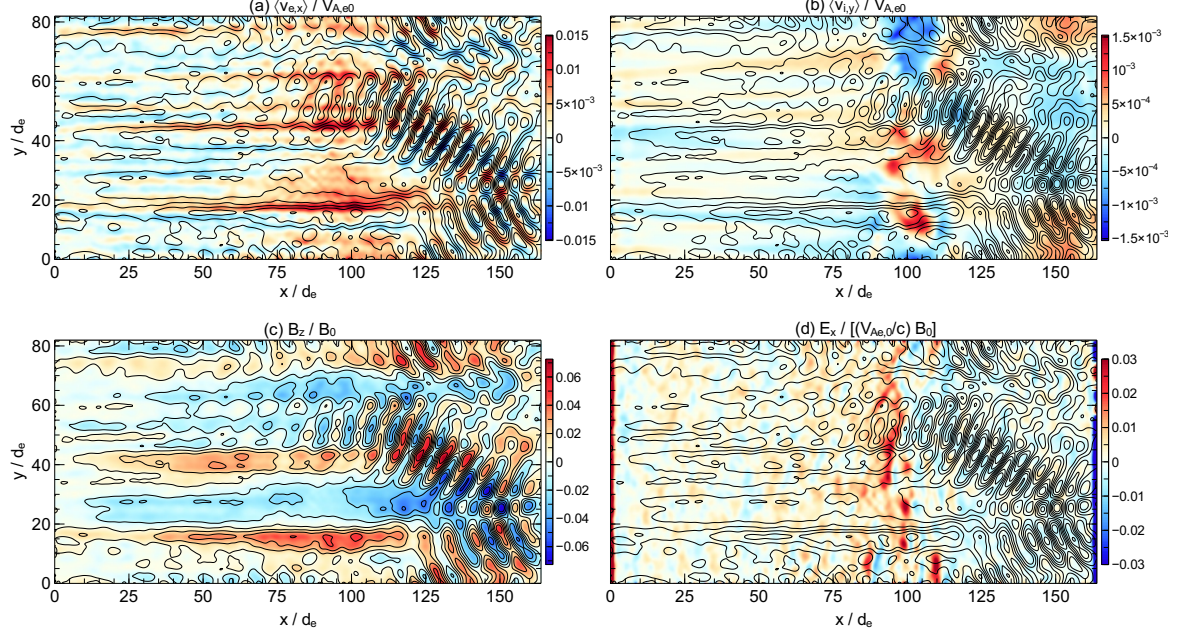


Figure 5. 2D plots showing the presence of whistlers and elongated magnetic structures at $t\Omega_{e0} = 3640$ in the $\beta_{e0h} = 1$ simulation. The schematic for current closure, producing the elongated magnetic structures seen for $x/d_e \lesssim 100$, is described in the text. Each plot has contours of out-of-plane B_z , representing in-plane current, overlaid. (a) Average parallel electron velocity v_{ex} . (b) Average perpendicular ion velocity v_{iy} . (c) B_z . (d) E_x .

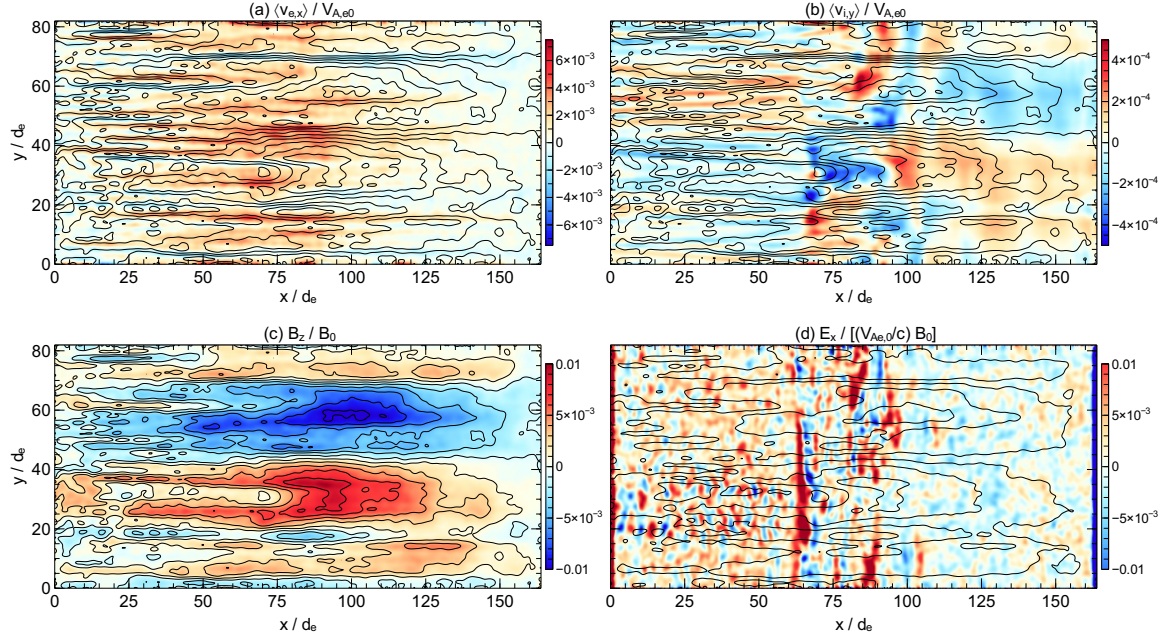


Figure 6. Same as figure 5 but for the $\beta_{e0h} = 1/4$ simulation at $t\Omega_{e0} = 1820$.

$k_{\perp}\rho_i = \sqrt{m_i/m_e}k_{\perp}\rho_e$ is large so that the ions behave as unmagnetized particles in response to these disturbances (similar to ion heating by whistlers, section 3.1). The waves therefore differ from the standard magnetized ion treatment of KAWs.

The perpendicular wavelength k_y of these structures is closely linked to the variation in the y direction of the DL electrostatic potential ϕ_{DL} (see E_x in 5(d)). We conjecture that it is the y dependence (see 3.2) which causes return currents in the entire simulation domain to vary in y and produces the elongated structures, but leave a more detailed exploration of the generation mechanism to future work.

4. DISCUSSION

Using 2-D particle-in-cell simulations we have explored the physics of magnetized collisionless plasmas with a large, imposed electron heat flux for a range of β_e from 1/4 to 32. The primary result is that a transition from heat flux suppression by whistler waves at high β to that of electrostatic double layers (DLs) at low β occurs [figure 4(a)]. In this transition the whistler scaling for the parallel heat flux, $q_e/q_0 \sim v_{Te}/\beta_e$, rolls over to a constant value $q_e/q_0 \sim 0.3$ for the DL regime, where $q_0 = n_0 v_{Te} T_e$ is the free-streaming collisionless heat flux. This result could be compared with in-situ measurements of the solar wind heat flux at 1 AU (e.g. Tong et al. (2018)).

The formation of the DLs comes about as a result of coupling between ions and electrons, which was not included in the earlier models of Roberg-Clark et al. (2018) and Komarov et al. (2018). The assumption of infinite mass ions in these models was nonetheless justifiable since DL formation is suppressed at high β and ion damping has a small effect on the stability of whistlers. The DLs are generated by a return current linked to the strong imposed electron heat flux (Li et al. 2012, 2013, 2014). The DL system is inherently non-steady since the

DL front propagates at finite speed against the direction of heat flux and periodically emits shocklets. Ion-electron coupling also includes ion heating downstream of the DLs at low β and resonant heating of ions by whistlers at high β_{e0h} .

The heat-flux-driven whistlers saturate at large amplitude $\delta B \sim B_0$ in the high- β regime and are suppressed at low β . The dominant magnetic perturbation at low β was found to be an electron scale $k_{\perp}d_e \sim 1 \gg k_{\parallel}d_e$ mode with characteristics similar to a kinetic Alfvén wave. While the detailed generation mechanism for this mode has yet to be explored, we suspect it results from the inherent two-dimensionality of the DL conduction front and its associated electrostatic potential. This mode does not appear to impact electron thermal conduction but may be observable in $\beta \lesssim 1$ astrophysical plasmas such as the solar wind. Future measurements of heat fluxes and electromagnetic fields in the solar corona from the Parker Solar Probe mission could also be compared with our results.

A caveat of our model is that the imposed thermal gradient is much larger than that typically inferred in astrophysical environments such as the ICM (Levinson & Eichler 1992). On the other hand, our results on the limiting heat flux are surprisingly insensitive to the temperature gradient imposed in our simulations. Further, observations in the solar wind have confirmed the $1/\beta$ scaling of the limiting heat flux (Tong et al. 2018) in spite of the fact that the gradient scale length of the temperature in the solar wind is very large compared with all kinetic scale lengths. We also note that Coulomb collisions are not included in our model. The transition between the heat flux in systems with short collisional mean-free-paths and that of collisionless systems remains to be explored. Future work will address the impact of these results in fluid models of astrophysical plasmas.

The authors acknowledge support from NASA ATP Grant No. NNX17AG27G, NSF Grant No. PHY1500460 and the FIELDS team of the Parker Solar Probe (NASA contract NNN06AA01C). This research used resources of

the National Energy Research Scientific Computing Center, a DOE Office of Science User Facility supported by the Office of Science of the U.S. Department of Energy under Contract No. DE-AC02-05CH11231. Simulation data is available upon request.

APPENDIX

A. WHISTLER FREE ENERGY

Here we derive the available free energy for the heat flux instability at high β when a hot electron half-Maxwellian distribution,

$$f_h = \frac{n_0}{\pi^{3/2}} \frac{e^{-v^2/v_{Th}^2}}{v_{Th}^3} \theta(v_x), \quad (\text{A1})$$

is isotropic in a frame moving with velocity $\mathbf{v}_p = v_p \hat{\mathbf{x}}$ of a large-amplitude whistler wave. $\theta(v_x)$ is the Heaviside step function. For this calculation we have ignored the cold return current electron beam which contains half the total particles and enforces zero net current. We calculate the resulting distribution and free energy difference to lowest order in $v_p/v_{Th} \ll 1$. The isotropic distribution in the frame of the whistler is

$$f_H = \int_0^\infty dv_x \int_0^\infty dv_\perp 2\pi v_\perp \delta\left(\sqrt{(v_x - v_p)^2 + v_\perp^2} - v_H\right) f_h(v_x, v_\perp), \quad (\text{A2})$$

where $\delta(v)$ is the Dirac delta function and v_H is the magnitude of the velocity measured from a coordinate system centered at $v_x = v_p$. Using

$$\delta(g(x)) = \sum_i \frac{\delta(x - x_i)}{|g'(x_i)|}, \quad (\text{A3})$$

where x_i are the roots of the delta function and noting that the delta function has only one root if the v_\perp integral is done first, we find, to lowest order in v_p/v_{Th} ,

$$f_H = \frac{n_0}{2\pi^{3/2}v_{Th}^3} e^{-\frac{v_H^2}{v_{Th}^2}} \left(1 + \frac{v_p}{v_H} - \frac{v_p v_H}{v_{Th}^2}\right) \quad (\text{A4})$$

for $v_H > v_p$. f_H for $v_H < v_p$ gives 2nd order corrections to the energy and is ignored. The factor of 1/2 comes from conservation of the number of particles between the initial and final states and the result of the integral (A2) has been divided by $4\pi v_H^2$ to give a probability distribution. The energy of the distribution in the rest frame is

$$W_{f_H} = \frac{1}{2}m \int d^3v v^2 f_H(v_H), \quad (\text{A5})$$

where the rest frame velocity is $\mathbf{v} = \mathbf{v}_H + \mathbf{v}_p$. Computing the difference in energy between f_H and f_h (A1) we find

$$\Delta W = W_{f_H} - W_{f_h} = -\frac{n_0}{\sqrt{\pi}} \frac{v_p}{v_{TeH}} T_{eh}, \quad (\text{A6})$$

where higher-order terms in v_p/v_{Th} were again neglected.

REFERENCES

- Agapitov, O. V., Artemyev, A. V., Mourenas, D., Mozer, F. S., & Krasnoselskikh, V. 2015, *Geophysical Research Letters*, 42, 10140
- Balbus, S. A. 2000, *The Astrophysical Journal*, 534, 420
- Bale, S. D., Pulupa, M., Salem, C., Chen, C. H. K., & Quataert, E. 2013, *The Astrophysical Journal*, 769, L22
- Bambic, C. J., Morsony, B. J., & Reynolds, C. S. 2018, *The Astrophysical Journal*, 857, 84
- Barnes, C., Hudson, M. K., & Lotko, W. 1985, *The Physics of Fluids*, 28, 1055
- Beinroth, H. J., & Neubauer, F. M. 1981, *Journal of Geophysical Research*, 86, 7755
- Block, L. P. 1978, *Astrophysics and Space Science*, 55, 59
- Buneman, O. 1958, *Physical Review Letters*, 1, 8
- Ergun, R. E., Andersson, L., Main, D., et al. 2004, *J. Geophys. Res.*, 109
- Fabian, A. C., Reynolds, C. S., Taylor, G. B., & Dunn, R. J. H. 2005, *Mon. Not. R. Astron. Soc.*, 363, 891
- Fang, X.-E., Guo, F., Yuan, Y.-F., & Mou, G. 2018, arXiv:1801.02160v1
- Gary, S. P. 1978, *Journal of Geophysical Research*, 83, 2504
- . 1987, *The Physics of Fluids*, 30
- Gary, S. P., C Feldman, B. W., & Forslund, D. W. 1975, *Journal of Geophysical Research*, 80, 4197
- Gary, S. P., & Li, H. 2000, *The Astrophysical Journal*, 529, 1131
- Gary, S. P., Neagu, E., Skoug, R. M., & Goldstein, B. E. 1999, *Journal of Geophysical Research*, 104, 19,843
- Gary, S. P., Newbury, J. A., & Goldstein, B. E. 1998, *Journal of Geophysical Research*, 103, 559
- Gary, S. P., Scime, E. E., Phillips, J. L., & Feldman, W. C. 1994, *Journal of Geophysical Research*, 99, 23391
- Guo, X., Sironi, L., & Narayan, R. 2017, *The Astrophysical Journal*, 851, 134
- Hasegawa, A. 1976, *Journal of Geophysical Research*, 81, 5083
- Hollweg, J. V. 1974, *Journal of Geophysical Research*, 79, 3845
- . 1976, *Journal of Geophysical Research*, 81, 1649
- . 1999, *Journal of Geophysical Research: Space Physics*, 104, 14811
- Horaites, K., Astfalk, P., Boldyrev, S., & Jenko, F. 2018, arXiv:1805.04603
- Kannan, R., Vogelsberger, M., Pfrommer, C., et al. 2017, *The Astrophysical Journal Letters*, 837, L18
- Karimabadi, H., Krauss-Varban, D., & Terasawa, T. 1992, *Journal of Geophysical Research*, 97, 13853
- Keenan, B. D., & Medvedev, M. V. 2016, *Journal of Plasma Physics*, 82, 905820207
- Kim, W.-T., & Narayan, R. 2003, *The Astrophysical Journal*, 596, 889
- Komarov, S., Schekochihin, A. A., Churazov, E., & Spitkovsky, A. 2018, *J. Plasma Phys.*, 84
- Lacombe, C., Alexandrova, O., Matteini, L., et al. 2014, *The Astrophysical Journal*, 796
- Levinson, A., & Eichler, D. 1992, *The Astrophysical Journal*, 387, 212
- Li, T. C., Drake, J. F., & Swisdak, M. 2012, *The Astrophysical Journal*, 757, 20
- . 2013, *The Astrophysical Journal*, 778, 144
- . 2014, *The Astrophysical Journal*, 793, 7
- Main, D. S., Newman, D. L., Scholz, C., & Ergun, R. E. 2013, *Geophysical Research Letters*, 40, 2897
- Morales, G. J., & Lee, Y. C. 1974, *Phys. Rev. Lett.*, 33, 1534
- Mozer, F. S., Agapitov, O., Krasnoselskikh, V., et al. 2014, *Physical Review Letters*, 113, 035001
- Oka, M., Wilson III, L. B., Phan, T. D., et al. 2017, *The Astrophysical Journal Letters*, 842, L11
- Pistinner, S. L., & Eichler, D. 1998, *Mon. Not. R. Astron. Soc.*, 301, 49
- Quataert, E. 2008, *The Astrophysical Journal*, 673, 758
- Raadu, M. A., & Rasmussen, J. J. 1988, *Astrophysics and Space Science*, 144, 43
- Ramani, A., & Laval, G. 1978, *Physics of Fluids*, 21, 980

- Reynolds, C. S., Balbus, S. A., & Schekochihin, A. A. 2015, *The Astrophysical Journal*, 815, 41
- Riquelme, M., Osorio, A., & Quataert, E. 2017, *The Astrophysical Journal*, 850, 113
- Riquelme, M. A., Quataert, E., & Verscharen, D. 2016, *The Astrophysical Journal*, 824
- Riquelme, M. A., & Spitkovsky, A. 2011, *The Astrophysical Journal*, 733, 63
- Roberg-Clark, G. T., Drake, J. F., Reynolds, C. S., & Swisdak, M. 2016, *The Astrophysical Journal*, 830, L9
- . 2018, *Phys. Rev. Lett.*, 120, 035101
- Ruszkowski, M., & Oh, S. P. 2010, *The Astrophysical Journal*, 713, 1332
- Sadowski, A., Sironi, L., Abarca, D., et al. 2013, *Monthly Notices of the Royal Astronomical Society*, 432, 478
- Saeed, S., Sarfraz, M., Yoon, P. H., Lazar, M., & Qureshi, M. N. S. 2017a, *Monthly Notices of the Royal Astronomical Society*, 465, 1672
- Saeed, S., Sarfraz, M., Yoon, P. H., & Qureshi, M. N. S. 2017b, *Monthly Notices of the Royal Astronomical Society*, 466, 4928
- Shaaban, S. M., Lazar, M., & Poedts, S. 2018, *Monthly Notices of the Royal Astronomical Society*, sty1567, doi:10.1093/mnras/sty1567
- Singh, N., Thiemann, H., & Schunk, R. W. 1987, *Laser and Particle Beams*, 5, 233
- Sironi, L. 2015, *The Astrophysical Journal*, 800
- Sironi, L., & Narayan, R. 2015, *The Astrophysical Journal*, 800, 88
- Smith, G. R., & Kaufman, A. N. 1975, *Physical Review Letters*, 34, 1613
- Spitzer, L. 1962, *Physics of Fully Ionized Gases*, 2nd edn. (New York: Interscience)
- Spitzer, L., & Härm, R. 1953, *Physical Review*, 89, 977
- Sturrock, P. A. 1966, *Physical Review*, 141, 186
- Tang, X., & Churazov, E. 2018, *MNRAS*, 477, 3672
- Tong, Y., Bale, S. D., Salem, C., & Pulupa, M. 2018, arXiv:1801.07694
- Volokitin, A. S., & Krasnosel'skikh, V. V. 1982, *Soviet Journal of Plasma Physics*, 8, 454
- Wilson, L. B., Sibeck, D. G., Turner, D. L., et al. 2016, *Physical Review Letters*, 117
- Yang, H.-Y. K., & Reynolds, C. S. 2016, *The Astrophysical Journal*, 818, 181
- Zakamska, N. L., & Narayan, R. 2003, *The Astrophysical Journal*, 582, 162
- Zeiler, A., Biskamp, D., Drake, J. F., et al. 2002, *Journal of Geophysical Research*, 107, 1230
- Zweibel, E. G., Mirnov, V. V., Ruszkowski, M., et al. 2018, *The Astrophysical Journal*, 858, 5