

Magnetically-tunable cutoff in asymmetric thin metal film plasmonic waveguide

Song-Jin Im,^{1, a)} Chol-Song Ri,¹ Ji-Song Pae,¹ Yong-Ha Han,¹ and Joachim Herrmann^{2, b)}

¹⁾ *Department of Physics, Kim Il Sung University, Taesong District, 02-381-4410 Pyongyang, Democratic People's Republic of Korea*

²⁾ *Max-Born-Institute for Nonlinear Optics and Short Pulse Spectroscopy, Max-Born-Str. 2a, D-12489 Berlin, Germany*

(Dated: 26 May 2022)

We theoretically investigated the magnetically-tunable cutoff of long-range surface plasmon polariton along thin metal film surrounded by a magneto-optic material on one side and by a nonmagnetic dielectric on the other side. The analytically derived cutoff condition predicts that a magnetic field bias can induce a novel degenerate cutoff-state near which the beyond-cutoff radiation in one side can be switched to that in the other side by a minor variation of the magnetic field from the bias. The magnetization bias needed for the degeneracy is in proportion to the metal film thickness and in inverse proportion to the wavelength.

Surface plasmon polaritons are sensitive to the optical properties of the environmental dielectric materials, which is promising for application in sensing technology¹. In particular, the long-range surface plasmon polariton mode of thin metal film is highly sensitive to the index-asymmetry of the environmental dielectric materials² showing the cutoff behavior³⁻⁵ where the long-range surface plasmon polariton mode is changed to a radiation mode in one side layer with the higher refractive index. On the other hand, magnetic field has been demonstrated to be an excellent candidate for active plasmonics⁶⁻¹². The external magnetic field influences surface plasmon polaritons in planar plasmonic structures including ferromagnetic metal^{7,9} or dielectric^{8,10} layers. Here, the gyration, which is the magnetically-induced off-diagonal permittivity of the ferromagnetic material, leads to a change of wavenumber of the surface plasmon polaritons keeping the transverse magnetic peculiarity^{7,8}. Moreover, the recently demonstrated ultrafast magnetization dynamics would enable the switching speed to reach to a femtosecond level¹³⁻¹⁶.

In this paper we theoretically investigate the magnetically-tunable cutoff in asymmetric thin metal film plasmonic waveguide. A magnetic field bias can induce a novel degenerate cutoff-state near which the beyond-cutoff radiation in one side can be switched to that in the other side by a minor variation of the magnetic field from the bias. The minimum

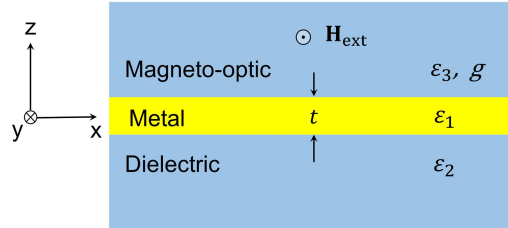


FIG. 1. Metal film with the thickness t and the permittivity ϵ_1 surrounded on one side by a magneto-optic material with the diagonal permittivity ϵ_3 and the magnetically-induced gyration g and on the other side by a nonmagnetic dielectric with the permittivity ϵ_2 .

^{a)}Electronic mail: ryongnam31@yahoo.com or sj.im@ryongnamsan.edu.kp

^{b)}Electronic mail: jherrman@mbi-berlin.de

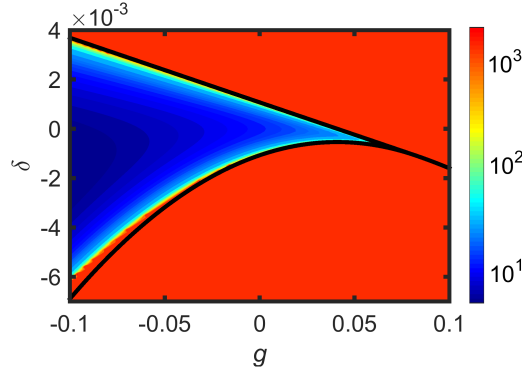


FIG. 2. Mode extension $L = L_2 + L_3$ in the unit of μm for the asymmetric thin metal film structure as in Fig. 1, where $L_2 = 1/(2\text{Re}k_2)$ and $L_3 = 1/(2\text{Re}k_3)$ by numerically mode-solving the Maxwell equation. The black curve is by Eq. (6), (8) and (9). Here, we assumed $\lambda=1550$ nm, $t=5$ nm and $\varepsilon_3=2.5$.

magnetization bias needed for the degeneracy is in proportion to the metal film thickness and in inverse proportion to the wavelength.

The geometry of the thin metal film surrounded on one side by a magneto-optic material and on the other side by a nonmagnetic dielectric is shown in the Fig. 1. Surface modes of the thin metal film is described by the Maxwell equation in the case of absence of external charge and current,

$$\begin{aligned}\nabla \times \mathbf{E} &= -\frac{\partial \mathbf{B}}{\partial t}, \\ \nabla \times \mathbf{H} &= \frac{\partial \mathbf{D}}{\partial t}.\end{aligned}\quad (1)$$

While an external magnetic field is in the direction of y-axis, the permittivity tensor of the magneto-optic material can be expressed as

$$\hat{\varepsilon} = \begin{pmatrix} \varepsilon_3 & 0 & ig \\ 0 & \varepsilon_3 & 0 \\ -ig & 0 & \varepsilon_3 \end{pmatrix}, \quad (2)$$

where the gyration g in the off-diagonal components is proportional to the magnetization. As the off-diagonal permittivity induced by the transverse magnetic field does not change the TM peculiarity of surface plasmon polariton mode^{7,8}, the TM mode ($E_y = 0, H_x = H_z = 0$) is assumed. The magnetic field component can be expressed as following.

$$H_y = \begin{cases} A\exp(i\beta x - k_3 z), & \text{for } z > t/2, \\ B\exp(i\beta x + k_2 z), & \text{for } z < -t/2, \\ C\exp(i\beta x + k_1 z) + \\ D\exp(i\beta x - k_1 z), & \text{for } -t/2 < z < t/2. \end{cases} \quad (3)$$

From the Maxwell equation and the continuity of E_x and H_y at the interfaces,

$$q_1(q_2 + q_3) + (q_2 q_3 + q_1^2) \tanh(k_1 t) = 0, \quad (4)$$

where $q_1 = k_1/\varepsilon_1$, $q_2 = k_2/\varepsilon_2$ and $q_3 = (\varepsilon_3 k_3 + g\beta)/(\varepsilon_3^2 - g^2)$ and $k_1^2 = \beta^2 - k_0^2 \varepsilon_1$, $k_2^2 = \beta^2 - k_0^2 \varepsilon_2$ and $k_3^2 = \beta^2 - (\varepsilon_3^2 - g^2)k_0^2/\varepsilon_3$.

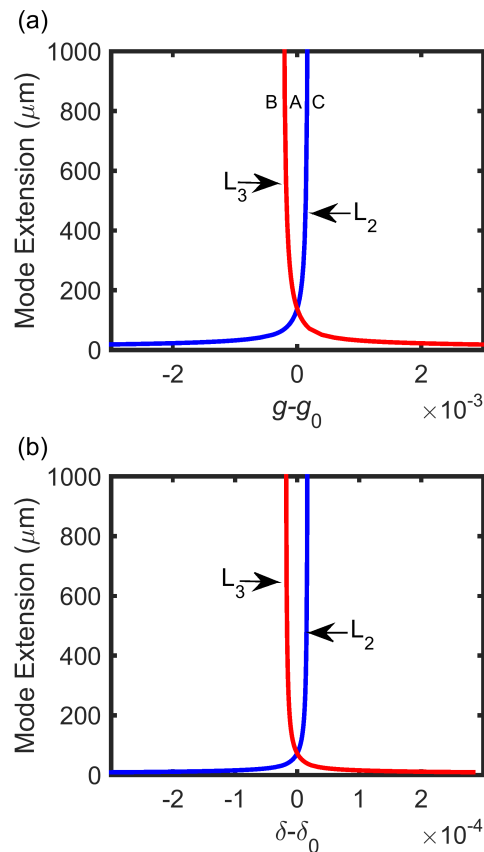


FIG. 3. Mode extensions to the side of nonmagnetic dielectric L_2 (the blue curve) and to the side of magneto-optic material L_3 (the red curve) according to the deviation of the gyration g (a) and the index-asymmetry δ (b) from the degenerate cutoff-state (g_0, δ_0) by Eq. (9). The other parameters are same as in Fig. 2.

In the case of $g = 0$ and $\varepsilon_2 = \varepsilon_3$, the symmetric thin metal film structure supports H_y -symmetric and -antisymmetric modes. The H_y -symmetric mode, which has the smaller attenuation and the weaker confinement, is called the long-range surface plasmon polariton mode⁵. If a small value of the index-asymmetry $\delta = (\varepsilon_2 - \varepsilon_3)/\varepsilon_3 \ll 1$ is introduced, the long-range surface plasmon polariton mode is changed to a radiation mode in the side layer with the higher refractive index, which is called the cutoff behavior⁴. If $k_1 t \ll 1$ and $|\text{Im}(\varepsilon_1)/\text{Re}(\varepsilon_1)| \ll 1$ are assumed, the cutoff condition is $\delta_{c2} = -\delta_{c3} = 4\pi^2 t^2 / \lambda^2 (1 - \varepsilon_3/\varepsilon_1)^2 \varepsilon_3^4$. Here, δ_{c2} and δ_{c3} are the index-asymmetries corresponding to both cutoff-states for the ε_2 -layer radiation and for the ε_3 -layer radiation, respectively.

Now we introduce a small gyration $g/\varepsilon_3 \ll 1$. At the cutoff-state (δ_{c2}, g_{c2}) for the radiation in the side of the nonmagnetic dielectric,

$$\begin{aligned}
 q_2 &= 0, \\
 q_3 &= k_0 (\sqrt{\delta_{c2} + g_{c2}^2/\varepsilon_3^2 + g_{c2}/\varepsilon_3})/\sqrt{\varepsilon_3}, \\
 q_1 &= k_0 \sqrt{1 - \varepsilon_3/\varepsilon_1}/\sqrt{-\varepsilon_1}.
 \end{aligned} \tag{5}$$

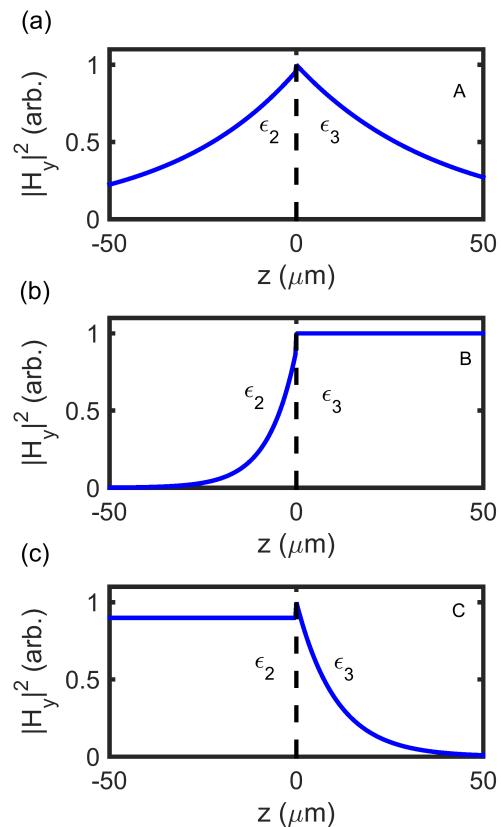


FIG. 4. Mode distributions for the bound mode (a), the radiation mode in the magneto-optic material layer (b) and the radiation mode in the nonmagnetic dielectric layer (c). The gyration values g of (a), (b) and (c) correspond to the gyration values for A, B and C of Fig. 3, respectively. The other parameters are same as in Fig. 2.

If we substitute Eq. (5) to Eq. (4),

$$\delta_{c2} = \frac{(g_{\text{deg}} - g_{c2})^2}{\varepsilon_3^2} - \frac{g_{c2}^2}{\varepsilon_3^2}, \quad \text{for } g_{c2} < g_{\text{deg}}, \quad (6a)$$

$$g_{\text{deg}} = 2\pi \frac{t}{\lambda} \varepsilon_3 \sqrt{\varepsilon_3} \left(1 - \frac{\varepsilon_3}{\varepsilon_1}\right). \quad (6b)$$

At the cutoff-state (δ_{c3}, g_{c3}) for the radiation in the side of the magneto-optic material,

$$\begin{aligned} q_2 &= k_0 \sqrt{-(\delta_{c3} + g_{c3}^2/\varepsilon_3^2)/\sqrt{\varepsilon_3}}, \\ q_3 &= k_0 (g_{c3}/\varepsilon_3)/\sqrt{\varepsilon_3}, \\ q_1 &= k_0 \sqrt{1 - \varepsilon_3/\varepsilon_1}/\sqrt{-\varepsilon_1}. \end{aligned} \quad (7)$$

If we substitute Eq. (7) to Eq. (4),

$$\delta_{c3} = -\frac{(g_{\text{deg}} - g_{c3})^2}{\varepsilon_3^2} - \frac{g_{c3}^2}{\varepsilon_3^2}, \quad \text{for } g_{c3} < g_{\text{deg}}. \quad (8)$$

The both cutoff-states (δ_{c2}, g_{c2}) and (δ_{c3}, g_{c3}) are degenerate with (δ_0, g_0) ,

$$\delta_0 = -\frac{g_0^2}{\varepsilon_3^2}, \quad \text{for } g_0 \geq g_{\text{deg}}. \quad (9)$$

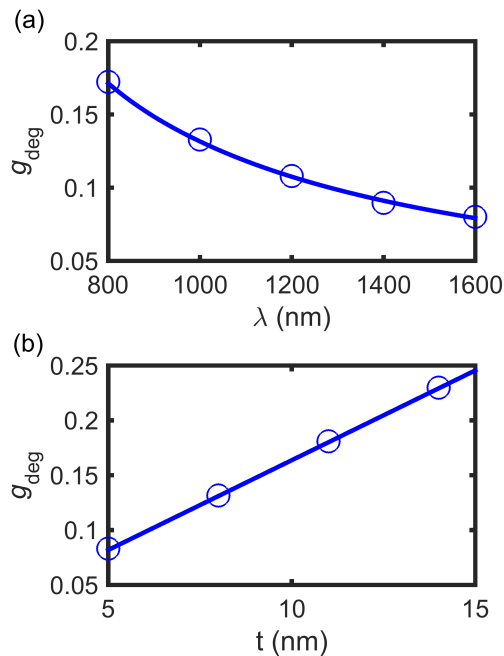


FIG. 5. Dependence of g_{deg} on the wavelength λ and the metal film thickness t . The blue curves are by Eq. (6b). The blue circles are by the numerical mode solution results.

Fig. 2 shows the mode extension $L = L_2 + L_3$ in the unit of μm , where $L_2 = 1/(2\text{Re}k_2)$ and $L_3 = 1/(2\text{Re}k_3)$ by numerically mode-solving the Maxwell equation. Here, we assumed $\lambda=1550$ nm, $t=5$ nm and $\varepsilon_3=2.5$. The experimental data for the permittivity of gold¹⁷ is used as ε_1 . Mode extension is the width where the intensity decreases to $1/e$ of its maximum value. In the figure a small mode extension on the order of $10 \mu\text{m}$ indicates a bound mode and an extremely large mode extension exceeding $1000 \mu\text{m}$ a radiation mode. It clearly shows the boundary between the radiation modes and the bound modes in agreement with the analytically predicted cutoff condition Eq. (6), (8) and (9) (the black curve).

The radiation direction can be switched by a minor deviation of the magnetic field (Fig. 3(a)) or the index-asymmetry (Fig. 2(b)) from the degenerate cutoff-state (g_0, δ_0) which was predicted by Eq. (9). Fig. 4 show the mode distributions for the bound mode (a) and the directional radiation modes in the both sides, which are realized by negative (b) and positive (c) deviations of the gyration from the degenerate cutoff.

Eq. (6b) predicts that the minimum gyration g_{deg} needed for the degeneracy is in inverse proportion to the wavelength λ (the blue curves of Fig. 5(a)) and in proportion to the metal film thickness t (the blue curves of Fig. 5(b)). The analytically predicted wavelength- and metal-thickness-dependence of g_{deg} is well agree with the numerical mode solution results (the blue circles of Fig. 5). It is noted that Eq. (6b) also predicts that g_{deg} can be further decreased by decreasing the environmental permittivity ε_3 .

We note that the terminology 'degeneracy' here should not be confused with the degeneracy of energy eigenstates in quantum mechanics. The magnetically-induced degeneracy of cutoff-states is lifted by removing the external magnetic field albeit the degeneracy of energy eigenstates in quantum mechanics is lifted by introducing an external magnetic field (Zeeman effect).

In conclusion we derived the analytical cutoff condition of long-range surface magneto-plasmon along thin metal film surrounded by a magneto-optic material on one side and by a nonmagnetic dielectric on the other side. It predicts the magnetically-induced degenerate cutoff-states between the radiation modes in the magneto-optic layer and those in the non-

magnetic dielectric. Near the degenerate cutoff the radiation modes in one side layer can be switched to those in the other by a minor variation of the magnetic field. The magnetization needed for the degeneracy is proportional to the metal film thickness and inversely proportional to the wavelength. The analytical prediction well agrees with the numerical mode solution results. The predicted new phenomena could find applications in directional nanoantenna and optical switching as well as in sensing technology.

- ¹J. N. Anker, W. P. Hall, O. Lyandres, N. C. Shah, J. Zhao, and R. P. van Duyne, “Biosensing with plasmonic nanosensors,” *Nature Mater.* **7**, 442 (2008).
- ²G. Magno, M. Grande, V. Petruzzelli, and A. D’Orazio, “Asymmetric hybrid double dielectric loaded plasmonic waveguides for sensing applications,” *Sensors and Actuators B:Chemical* **186**, 148–155 (2013).
- ³D. Sarid, “Long-range surface-plasma waves on very thin metal films,” *Phys. Rev. Lett.* **47**, 1927–1930 (1981).
- ⁴F. Yang, G. W. Bradberry, and J. R. Sambles, “Long-range surface mode supported by very thin silver films,” *Phys. Rev. Lett.* **66**, 2030–2032 (1991).
- ⁵P. Berini, “Long-range surface plasmon polaritons,” *Adv. Opt. Photonics* **1**, 484–588 (2009).
- ⁶G. Armelles, A. Cebollada, A. García-Martín, , and M. U. González, “Magnetoplasmonics: Combining magnetic and plasmonic functionalities,” *Adv. Optical Mater.* **1**, 10–35 (2013).
- ⁷V. V. Temnov, G. Armelles, U. Woggon, D. Guzatov, A. Cebollada, A. García-Martín, J. M. García-Martín, T. Thomay, A. Leitenstorfer, and R. Bratschitsch, “Active magneto-plasmonics in hybrid metal-ferromagnet structures,” *Nat. Photonics* **4**, 107–111 (2010).
- ⁸V. I. Belotelov, I. A. Akimov, M. Pohl, V. A. Kotov, S. Kasture, A. S. Vengurlekar, A. V. Gopal, D. R. Yakovlev, A. K. Zvezdin, and M. Bayer, “Enhanced magneto-optical effects in magnetoplasmonic crystals,” *Nat. Nanotechnol.* **6**, 370–376 (2011).
- ⁹V. V. Temnov, “Ultrafast acousto-magneto-plasmonics,” *Nat. Photonics* **6**, 728–736 (2012).
- ¹⁰V. Belotelov, L. Kreilkamp, I. Akimov, A. Kalish, D. Bykov, S. Kasture, V. Yallapragada, A. V. Gopal, A. Grishin, S. Khartsev, M. Nur-E-Alam, M. Vasiliev, L. Doskolovich, D. Yakovlev, K. Alameh, A. Zvezdin, and M. Bayer, “Plasmon-mediated magneto-optical transparency,” *Nat. Commun.* **4**, 2128 (2013).
- ¹¹K. J. Manke1, A. A. Maznev, C. Klieber, V. Shalagatskyi, V. V. Temnov, D. Makarov, S.-H. Baek, C.-B. Eom, and K. A. Nelson, “Measurement of shorter-than-skin-depth acoustic pulses in a metal film via transient reflectivity,” *Appl. Phys. Lett.* **103**, 173104 (2013).
- ¹²J. Janusonis, C. L. Chang, T. Jansma, A. Gatilova, A. M. Lomonosov, V. Shalagatskyi, V. S. Vlasov, V. V. Temnov, and R. I. Tobey, “Ultrafast magnetoelastic probing of surface acoustic transients,” *Phys. Rev. B* **94**, 024415 (2016).
- ¹³A. V. Kimel, A. Kirilyuk, P. A. Usachev, R. V. Pisarev, A. M. Balbashov, and T. Rasing, “Ultrafast non-thermal control of magnetization by instantaneous photomagnetic pulses,” *Nature* **435**, 655–657 (2005).
- ¹⁴C. D. Stanciu, F. Hansteen, A. V. Kimel, A. Tsukamoto, A. Itoh, A. Kirilyuk, and T. Rasing, “All-optical magnetic recording with circularly polarized light,” *Phys. Rev. Lett.* **99**, 047601 (2007).
- ¹⁵C.-H. Lambert, S. Mangin, B. S. D. C. S. Varaprasad, Y. K. Takahashi, M. Hehn, M. Cinchetti, G. Malinowski, K. Hono, Y. Fainman, M. Aeschlimann, and E. E. Fullerton, “All-optical control of ferromagnetic thin films and nanostructures,” *Science* **345**, 1337–1340 (2014).
- ¹⁶T. D. Cornelissen, R. Cordoba, and B. Koopmans, “Microscopic model for all optical switching in ferromagnets,” *Appl. Phys. Lett.* **108**, 142405 (2016).
- ¹⁷P. B. Johnson and R. W. Christy, “Optical constants of noble metals,” *Phys. Rev. B* **6**, 4370–4379 (1972).