

Correlations among elastic and inelastic cross-sections and slope parameter

A. P. Samokhin

*A.A. Logunov Institute for High Energy Physics
of NRC “Kurchatov Institute”
Protvino, 142281, Russian Federation*

Abstract

We discuss the unitarity motivated relations among the elastic cross-section, slope parameter and inelastic cross-section of the high energy pp interaction. In particular, the MacDowell-Martin unitarity bound is written down in another form to make a relation between the elastic and inelastic quantities more transparent. On the basis of an unitarity motivated relation we argue that the growth with energy of the elastic to total cross-section ratio is a consequence of the increasing with energy of the *inelastic interaction intensity*. The latter circumstance is an underlying reason for the acceleration of the slope parameter growth, for the slowing of the growth of the elastic to total cross-section ratio and for other interesting phenomena, which are observed in the TeV energy range. All of this confirms the old idea that the elastic scattering is a shadow of the particle production processes.

Keywords: High energy pp interaction; Unitarity condition; Total cross-section; Elastic cross-section; Inelastic cross-section; Slope parameter

1 Introduction

A growth with energy of the pp total cross-section $\sigma_{\text{tot}}(s) = \sigma_{\text{el}}(s) + \sigma_{\text{inel}}(s)$ is due to that of the elastic $\sigma_{\text{el}}(s)$ and the inelastic $\sigma_{\text{inel}}(s)$ cross-sections [1–7].

If the growth of $\sigma_{\text{inel}}(s) = \sum_{n, \text{inel}}^{N(s)} \sigma_n(s)$ can be formally attributed to a huge

number of open inelastic channels $N(s)$ [8], the underlying reasons of the $\sigma_{\text{el}}(s)$ growth are unknown. On the other hand, the unitarity condition relates the properties of the elastic scattering amplitude with the contribution from the inelastic channels and the elastic scattering can therefore be considered as a shadow of the particle production processes [9]. In other words, due to unitarity there are some correlations between behaviour of the characteristics of the elastic and inelastic scattering. Indeed, the MacDowell-Martin unitarity bound [10] gives such a relation among the total cross-section, the elastic cross-section and the slope parameter of the imaginary part of the elastic scattering amplitude

$$B_{\text{I}}(s) \equiv 2 \left[\frac{d}{dt} \ln |\text{Im } T(s, t)| \right]_{t=0} \geq \frac{\sigma_{\text{tot}}^2(s)}{18\pi\sigma_{\text{el}}(s)}. \quad (1)$$

In the present note we rewrite this inequality in another form to make a relation between the elastic and inelastic quantities more transparent.

According to the optical theorem (which is a consequence of the unitarity condition) the elastic differential cross-section at zero value of the square of the four-momentum transfer, t , is related to the total cross-section as

$$\left. \frac{d\sigma}{dt} \right|_{t=0} = \frac{\sigma_{\text{tot}}^2(s)(1 + \rho^2(s))}{16\pi}, \quad \rho(s) = \frac{\text{Re } T(s, 0)}{\text{Im } T(s, 0)}. \quad (2)$$

The slope of the forward diffraction peak, $B(s)$, and $(d\sigma/dt)_{t=0}$ are determined experimentally by extrapolation of the nuclear elastic scattering differential cross-section data at small values of t to the forward direction $t = 0$ using the exponential form

$$\frac{d\sigma}{dt} = \left. \frac{d\sigma}{dt} \right|_{t=0} \exp(Bt). \quad (3)$$

The experimental value of $\sigma_{\text{tot}}(s)$ is then calculated from Eq. (2) (the ratio of the real to the imaginary part of the elastic scattering amplitude in the forward direction, $\rho(s)$, is taken in this method from the dispersion relations or from global model extrapolations). If the local slope parameter, $B(s, t) = d \ln(d\sigma/dt)/dt$, is approximately equal to $B(s)$ in the essential for the value of integral $\sigma_{\text{el}}(s) = \int dt(d\sigma/dt)$ region $0 \leq |t| \leq |t_0|$, where $|t_0| \approx 0.4 \text{ GeV}^2$, the elastic cross-section is given by the following formula [11]

$$\sigma_{\text{el}}(s) = \frac{\sigma_{\text{tot}}^2(s)(1 + \rho^2(s))}{16\pi B(s)}. \quad (4)$$

At the ISR energies this formula gives a slightly underestimated value for $\sigma_{\text{el}}(s)$ because the local slope decreases noticeably with $|t|$ in the $0 \leq |t| \leq 0.4 \text{ GeV}^2$ range [12], but beyond the ISR energies the relation (4) is practically exact [2–7]. The luminosity-independent measurements at 7 TeV [4] give much the same values for $\sigma_{\text{el}}(s)$, $\sigma_{\text{inel}}(s)$ and $\sigma_{\text{tot}}(s)$ as the discussed above method and confirm therefore the validity of formula (4). At the LHC energies the local slope reveals a trend to increase with $|t|$ at $|t| \gtrsim 0.2 \text{ GeV}^2$ [13] due to the nearness of the dip structure of the differential cross-section. For that reason, beyond the LHC energies the formula (4) will give a somewhat overestimated value for $\sigma_{\text{el}}(s)$. So, in the $10^2 \lesssim \sqrt{s} \lesssim 5 \cdot 10^4 \text{ GeV}$ energy range Eq. (4) can be considered as a practically exact relation. We use it to see the connections between the elastic and inelastic quantities. Let us note that the MacDowell-Martin bound is close to Eq. (4) because according to the experimental data $\rho^2(s) \ll 1$ and $B_{\text{I}}(s) \approx B(s)$.

It is an astonishing experimental fact that the elastic cross-section grows faster than the total cross-section, that is the ratio $\sigma_{\text{el}}(s)/\sigma_{\text{tot}}(s)$ increases with energy [14, 2–7]. According to Eq. (4) this growth is the same as the $\sigma_{\text{tot}}(s)/B(s)$ growth (the impact of the $(1 + \rho^2(s))$ factor is negligible), which can be interpreted as an increase of the interaction intensity in the central part of the interaction region in the impact parameter space [15–17]. Indeed, if the cross-sections $\sigma_{\text{el}}(s)$, $\sigma_{\text{inel}}(s)$ grow only due to the increasing with energy of the radius of the interaction region $R(s)$, i.e. $\sigma_{\text{el}}, \sigma_{\text{inel}} \sim R^2$, then the ratios σ_{el}/B , σ_{inel}/B are energy-independent [1], since $B(s) = 0.5R^2(s)$. Hence, the energy growth of the σ_{el}/B , σ_{inel}/B ratios has a dynamical, non geometrical nature and will be referred to as the increasing of the elastic and inelastic interaction intensity respectively.

From $\sigma_{\text{tot}} = \sigma_{\text{el}} + \sigma_{\text{inel}}$ it is evident that the $\sigma_{\text{el}}/\sigma_{\text{tot}}$ growth is equivalent to the decreasing of the $\sigma_{\text{inel}}/\sigma_{\text{tot}}$ and $\sigma_{\text{inel}}/\sigma_{\text{el}}$ ratios. However, as can be seen from the experimental data [1–7], the ratio $\sigma_{\text{inel}}(s)/B(s)$ is an increasing function of energy. It means that the inelastic cross-section grows not only due to the growth of the radius of the interaction region but also due to the increasing of the inelastic interaction intensity in the expanding with energy central part of the interaction region [18–24]. As we will see, the relation (4) enables to get the ratios σ_{el}/B , $\sigma_{\text{el}}/\sigma_{\text{tot}}$ and $\sigma_{\text{el}}/\sigma_{\text{inel}}$ in the form of increasing functions of ratio (σ_{inel}/B) . Therefore, the growth of these ratios with energy is a consequence (a “shadow”) of the increasing of the inelastic interaction intensity.

According to the experimental data [1–7] the difference $(\sigma_{\text{inel}} - \sigma_{\text{el}}) =$

$(\sigma_{\text{tot}} - 2\sigma_{\text{el}})$ monotonically increases with energy (see Fig. 1). Due to the $\sigma_{\text{el}}/\sigma_{\text{tot}}$ growth the ratios of this difference to the σ_{el} , σ_{inel} and σ_{tot} decrease with energy but the ratio $(\sigma_{\text{inel}} - \sigma_{\text{el}})/B$, as can be seen from Eq. (4), grows with energy up to ~ 3 TeV (where $\sigma_{\text{el}}/\sigma_{\text{tot}} = 0.25$ [7]), reaches its maximum value and then decreases with energy. There is evidence that approximately at this energy the slope $B(s)$ begins to accelerate its growth [6, 7] (the discussions of this new phenomenon in the context of different models can be found in Refs. [25–31]). As can be seen from Ref. [7], the curvature of the $\sigma_{\text{el}}/\sigma_{\text{tot}}$ growth changes its sign from positive to negative also in this energy range [16], and therefore the ratio $\sigma_{\text{el}}/\sigma_{\text{tot}}$ slows down its growth. As we will see, the unitarity motivated Eq. (4) enables to consider all these phenomena, as well as the $\sigma_{\text{el}}/\sigma_{\text{tot}}$ growth itself, as a consequence of the increasing of the intensity of the inelastic interaction (σ_{inel}/B).

In Section 2 we give a few new forms of the MacDowell-Martin unitarity bound, which relate the elastic and inelastic quantities. The consequences of Eq. (4) are studied in Section 3, where, in addition, we discuss some phenomenological arguments in favour of the shadow origin of the $\sigma_{\text{el}}(s)$ growth. A brief summary and discussion are given in Section 4.

2 The MacDowell-Martin bound

The MacDowell-Martin unitarity bound (1) can be written as

$$\sigma_{\text{tot}}^2(s) \leq \tilde{\beta}(s)\sigma_{\text{el}}(s), \quad \tilde{\beta}(s) \equiv 18\pi B_{\text{I}}(s). \quad (5)$$

Taking into account a relation $\sigma_{\text{el}} = (\sigma_{\text{tot}} - \sigma_{\text{inel}})$, we can rewrite Eq. (5) in the following equivalent form

$$\sigma_{\text{inel}} \leq \sigma_{\text{tot}} \left(1 - \frac{\sigma_{\text{tot}}}{\tilde{\beta}}\right) \leq \frac{\tilde{\beta}}{4}. \quad (6)$$

The last inequality in Eq. (6) is due to the obvious inequality $x(1-x) \leq 1/4$. Exactly the same arguments were used in Ref. [32] to obtain an absolute upper bound

$$\sigma_{\text{inel}} \leq \sigma_{\text{tot}} \left(1 - \frac{\sigma_{\text{tot}}}{\sigma_{\text{max}}}\right) \leq \frac{\sigma_{\text{max}}}{4}, \quad \sigma_{\text{max}} \equiv \frac{4\pi}{t_0} \ln^2\left(\frac{s}{s_0}\right). \quad (7)$$

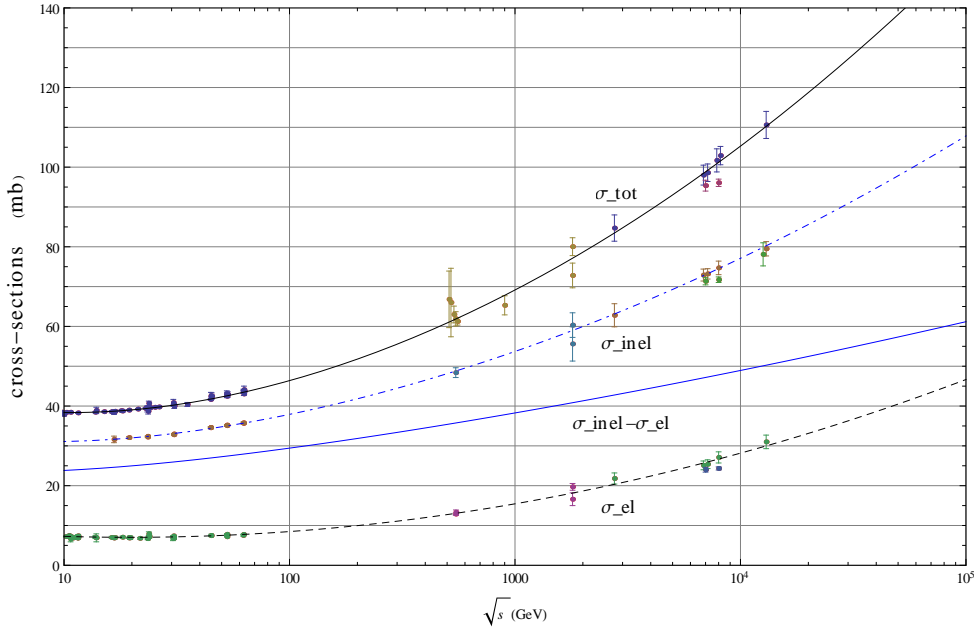


Figure 1: The elastic (σ_{el}), inelastic (σ_{inel}), total (σ_{tot}) cross-section for pp collisions as a function of \sqrt{s} [1–7], including the $\bar{p}p$ data at $\sqrt{s} = 546, 900, 1800$ GeV [14]. The continuous black line is a fit of the total cross-section data by the COMPETE collaboration [33]. The dashed line is a fit of the elastic cross-section data by the TOTEM collaboration [7]. The dash-dotted and blue lines refer to the $\sigma_{\text{inel}} = (\sigma_{\text{tot}} - \sigma_{\text{el}})$ and $(\sigma_{\text{inel}} - \sigma_{\text{el}}) = (\sigma_{\text{tot}} - 2\sigma_{\text{el}})$ respectively and are obtained as the differences between the σ_{tot} and σ_{el} fits.

The inequality (5) can be written down also as

$$\frac{\sigma_{\text{tot}}^2}{\tilde{\beta}^2} \leq \frac{\sigma_{\text{el}}}{\tilde{\beta}} \leq \frac{\sigma_{\text{el}}^2}{\sigma_{\text{tot}}^2}. \quad (8)$$

From the left-hand side (lhs) of Eq. (8) we have the following form of the MacDowell-Martin bound

$$\frac{(\sigma_{\text{inel}} - \sigma_{\text{el}})}{\tilde{\beta}} = \frac{(\sigma_{\text{tot}} - 2\sigma_{\text{el}})}{\tilde{\beta}} \leq \frac{\sigma_{\text{tot}}}{\tilde{\beta}} \left(1 - 2\frac{\sigma_{\text{tot}}}{\tilde{\beta}}\right) \leq \frac{1}{8}. \quad (9)$$

If $(\sigma_{\text{inel}} - \sigma_{\text{el}}) \geq 0$ then from $(1/\tilde{\beta}) \leq (\sigma_{\text{el}}/\sigma_{\text{tot}}^2)$ it follows also

$$\frac{(\sigma_{\text{inel}} - \sigma_{\text{el}})}{\tilde{\beta}} \leq \frac{\sigma_{\text{el}}}{\sigma_{\text{tot}}} \left(1 - 2\frac{\sigma_{\text{el}}}{\sigma_{\text{tot}}}\right) \leq \frac{1}{8}. \quad (10)$$

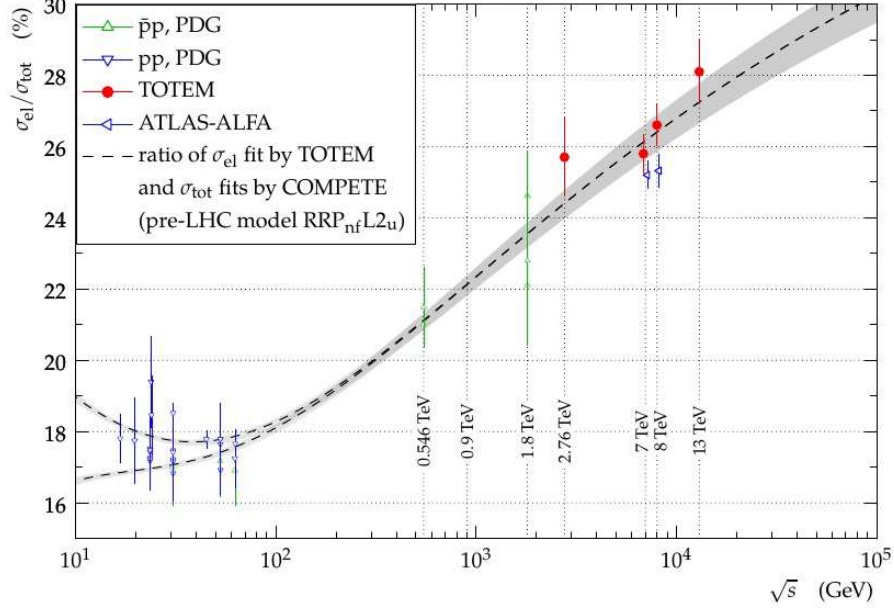


Figure 2: The elastic to total cross-section ratio for pp and $\bar{p}p$ collisions as a function of energy \sqrt{s} [7].

The lhs of Eq. (8) gives the following interesting inequalities

$$\frac{\sigma_{inel}}{\tilde{\beta}} \leq \sqrt{\frac{\sigma_{el}}{\tilde{\beta}}}(1 - \sqrt{\frac{\sigma_{el}}{\tilde{\beta}}}), \quad \frac{1}{2}(1 - \sqrt{1 - 4\frac{\sigma_{inel}}{\tilde{\beta}}}) \leq \frac{\sigma_{tot}}{\tilde{\beta}} \leq \frac{\sigma_{el}}{\sigma_{tot}}, \quad (11)$$

$$\frac{1}{2}[(1 - 2\frac{\sigma_{inel}}{\tilde{\beta}}) - \sqrt{1 - 4\frac{\sigma_{inel}}{\tilde{\beta}}}] \leq \frac{\sigma_{el}}{\tilde{\beta}} \leq \frac{\sigma_{el}^2}{\sigma_{tot}^2}, \quad (12)$$

which relate the ratios $\sigma_{el}/\tilde{\beta}$ and $\sigma_{inel}/\tilde{\beta}$. Let us note that all these inequalities are the consequences of the unitarity condition and have the same status as original MacDowell-Martin bound (1). As well as Eq. (1), these inequalities are near to the saturation.

3 Correlations among σ_{el} , σ_{inel} , σ_{tot} and B

Let us rewrite Eq. (4) in the following form

$$\frac{\sigma_{el}}{\beta} = \frac{\sigma_{tot}^2}{\beta^2} = \frac{\sigma_{el}^2}{\sigma_{tot}^2}, \quad \beta \equiv \frac{16\pi B}{(1 + \rho^2)} \approx 16\pi \tilde{B}. \quad (13)$$

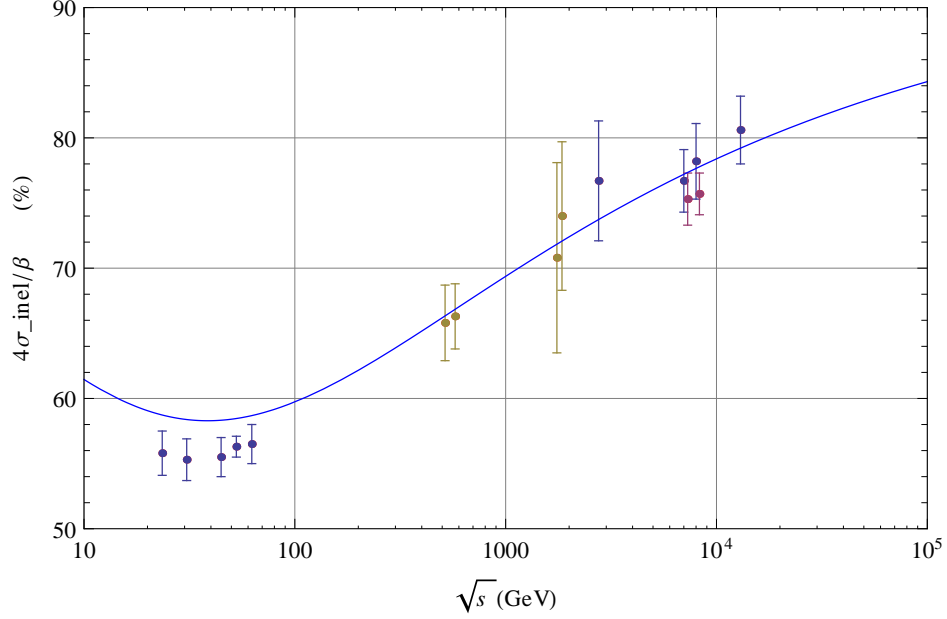


Figure 3: The intensity of the inelastic pp interaction, $(4\sigma_{\text{inel}}/\beta)$, as a function of energy \sqrt{s} (the experimental data are from Refs. [1–7]), including the $\bar{p}p$ data at $\sqrt{s} = 546$ and 1800 GeV [14]. The line represents the function $(4\sigma_{\text{el}}\sigma_{\text{inel}}/\sigma_{\text{tot}}^2)$, where the fits by the COMPETE collaboration [33] and TOTEM collaboration [7] are used for σ_{tot} and σ_{el} respectively.

Then, it is evident that

$$\frac{\sigma_{\text{inel}}}{\beta} = \frac{\sigma_{\text{el}} \sigma_{\text{inel}}}{\sigma_{\text{tot}}^2} = \frac{\sigma_{\text{tot}}}{\beta} \left(1 - \frac{\sigma_{\text{tot}}}{\beta}\right) = \frac{\sigma_{\text{el}}}{\sigma_{\text{tot}}} \left(1 - \frac{\sigma_{\text{el}}}{\sigma_{\text{tot}}}\right) \leq \frac{1}{4}. \quad (14)$$

So, since $\sigma_{\text{el}}/\sigma_{\text{tot}} < 1/2$, the growth of $\sigma_{\text{el}}/\sigma_{\text{tot}}$ gives the growth of $\sigma_{\text{inel}}/\beta$ and vice versa (see Fig. 2 and Fig. 3)

$$\frac{\sigma_{\text{el}}}{\sigma_{\text{tot}}} = \frac{\sigma_{\text{tot}}}{\beta} = \frac{1}{2}(1 - \sqrt{1 - 4x}), \quad x \equiv \frac{\sigma_{\text{inel}}}{\beta}. \quad (15)$$

Therefore, the growth of $\sigma_{\text{el}}/\sigma_{\text{tot}}$ with energy can be considered as a consequence of the $\sigma_{\text{inel}}/\beta$ growth, i.e. as an enforced behaviour (as a “shadow”) due to the increasing of the intensity of the inelastic interaction. The same is true for the growth with energy of the elastic interaction intensity σ_{el}/β

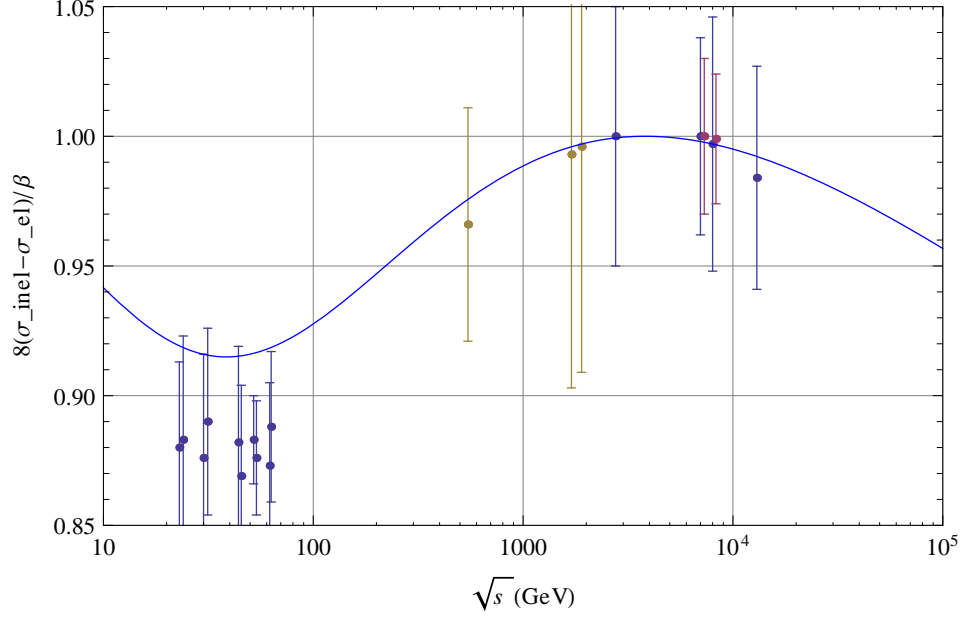


Figure 4: The quantity $8(\sigma_{\text{inel}} - \sigma_{\text{el}})/\beta$ for pp collisions as a function of energy \sqrt{s} (the experimental data are from Refs. [1–7]), including the $\bar{p}p$ data at $\sqrt{s} = 546$ and 1800 GeV [14]. The line represents the function $8\sigma_{\text{el}}(\sigma_{\text{tot}} - 2\sigma_{\text{el}})/\sigma_{\text{tot}}^2$, where the fits by the COMPETE collaboration [33] and TOTEM collaboration [7] are used for σ_{tot} and σ_{el} respectively.

and ratio of the intensities of the elastic and inelastic interaction $\sigma_{\text{el}}/\sigma_{\text{inel}}$

$$\frac{\sigma_{\text{el}}}{\beta} = \frac{1}{2}(1 - 2x - \sqrt{1 - 4x}), \quad \frac{\sigma_{\text{el}}}{\sigma_{\text{inel}}} = \frac{1 - \sqrt{1 - 4x}}{1 + \sqrt{1 - 4x}}, \quad (16)$$

because the functions in the rhs of Eq. (16) monotonically increase with x .

According to the experimental data [1–7] the difference $(\sigma_{\text{inel}} - \sigma_{\text{el}}) = (\sigma_{\text{tot}} - 2\sigma_{\text{el}})$ increases with energy (see Fig. 1). It is evident that the ratios of this difference to the σ_{el} , σ_{inel} and σ_{tot} decrease with energy but from Eq. (13) we see that the ratio

$$\frac{\sigma_{\text{inel}} - \sigma_{\text{el}}}{\beta} = \frac{\sigma_{\text{tot}} - 2\sigma_{\text{el}}}{\beta} = \frac{\sigma_{\text{el}}}{\sigma_{\text{tot}}}\left(1 - 2\frac{\sigma_{\text{el}}}{\sigma_{\text{tot}}}\right) \leq \frac{1}{8} \quad (17)$$

increases in the energy range where $\sigma_{\text{el}}/\sigma_{\text{tot}} < 0.25$ and decreases with energy when $\sigma_{\text{el}}/\sigma_{\text{tot}} > 0.25$ (see Fig. 4). So, this ratio changes its energy behaviour

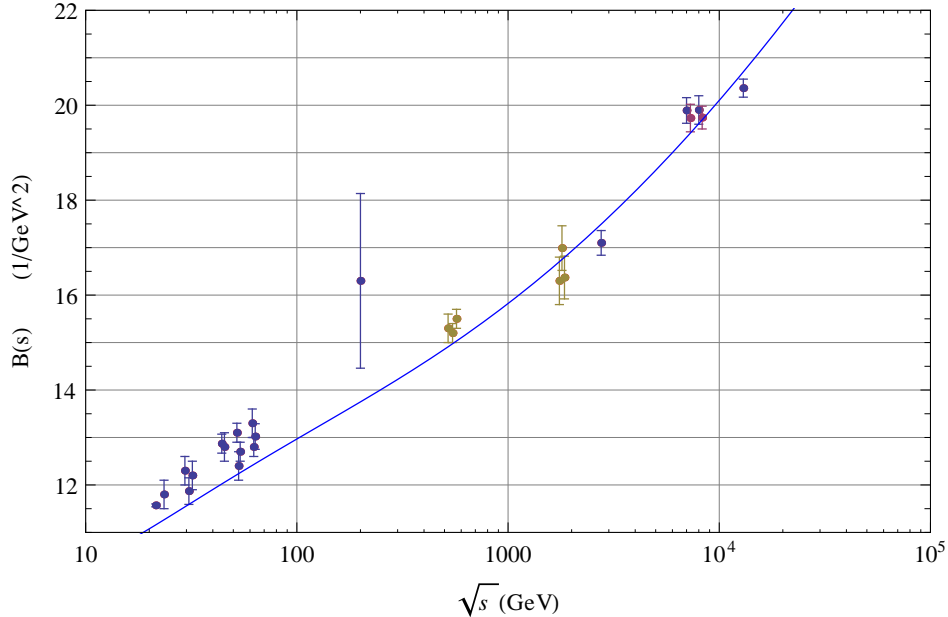


Figure 5: The nuclear slope $B(s)$ for pp elastic scattering as a function of energy \sqrt{s} (the experimental data are from Refs. [1–7]), including the $\bar{p}p$ data at $\sqrt{s} = 546$ and 1800 GeV [14]. The line represents the function $(\sigma_{\text{tot}}^2/16\pi\sigma_{\text{el}})$, where the fits by the COMPETE collaboration [33] and TOTEM collaboration [7] are used for σ_{tot} and σ_{el} respectively.

at $\sqrt{s} \sim 3$ TeV where $\sigma_{\text{el}}/\sigma_{\text{tot}} = 0.25$ [7]. Approximately in this energy range the growth rate of the slope $B(s)$ begins to increase (see Fig. 5) and the curvature of the $\sigma_{\text{el}}(s)/\sigma_{\text{tot}}(s)$ growth changes its sign from positive to negative [6,7] (see Fig. 2). All these phenomena are related between each other and, as we will see, are due to the $\sigma_{\text{el}}/\sigma_{\text{tot}}$ growth, i.e. the increasing of the intensity of the inelastic interaction (see Fig. 3).

As can be seen from Fig. 1, the cross-section $\sigma_{\text{el}} = (\sigma_{\text{tot}} - \sigma_{\text{inel}})$ grows faster than $\ln(\sqrt{s})$ and the difference $(\sigma_{\text{inel}} - \sigma_{\text{el}}) = (\sigma_{\text{tot}} - 2\sigma_{\text{el}}) = (2\sigma_{\text{inel}} - \sigma_{\text{tot}})$ grows not slower than $\ln(\sqrt{s})$. Therefore, from the positivity of $\sigma_{\text{el}} = (\sigma_{\text{tot}} - \sigma_{\text{inel}})$, $(\sigma_{\text{inel}} - \sigma_{\text{el}})$ and their derivatives we have

$$0 < \sigma_{\text{el}} < 0.5 \sigma_{\text{tot}} < \sigma_{\text{inel}} < \sigma_{\text{tot}}, \quad 0 < \sigma'_{\text{el}} < 0.5 \sigma'_{\text{tot}} < \sigma'_{\text{inel}} < \sigma'_{\text{tot}}, \quad (18)$$

$$\text{and } 0 < \sigma''_{\text{el}} \leq 0.5 \sigma''_{\text{tot}} \leq \sigma''_{\text{inel}} < \sigma''_{\text{tot}}, \quad (19)$$

where the prime denotes the derivative with respect to $\ln(\sqrt{s})$. The growth of the ratios $\sigma_{\text{el}}/\sigma_{\text{tot}}$, $\sigma_{\text{tot}}/\sigma_{\text{inel}}$, σ_{inel}/B and the growth of $B(s)$

$$B(s) = \frac{\sigma_{\text{tot}}^2(s)}{16\pi\sigma_{\text{el}}(s)} \quad (20)$$

(the impact of the $(1 + \rho^2(s))$ factor is negligible and we omit it) give the following chain of inequalities

$$0 < \left(2 \frac{\sigma'_{\text{tot}}}{\sigma_{\text{tot}}} - \frac{\sigma'_{\text{el}}}{\sigma_{\text{el}}}\right) = \frac{B'}{B} < \frac{\sigma'_{\text{inel}}}{\sigma_{\text{inel}}} < \frac{\sigma'_{\text{tot}}}{\sigma_{\text{tot}}} < \frac{\sigma'_{\text{el}}}{\sigma_{\text{el}}} < 2 \frac{\sigma'_{\text{tot}}}{\sigma_{\text{tot}}}. \quad (21)$$

The second derivative of the ratio $\sigma_{\text{el}}/\sigma_{\text{tot}}$ with respect to $\ln(\sqrt{s})$ has the form

$$\left(\frac{\sigma_{\text{el}}}{\sigma_{\text{tot}}}\right)'' = \frac{\sigma_{\text{el}}}{\sigma_{\text{tot}}} \left[\frac{1}{\sigma_{\text{el}}} (\sigma_{\text{el}}'' - \frac{\sigma_{\text{el}}}{\sigma_{\text{tot}}} \sigma_{\text{tot}}'') - 2 \frac{\sigma'_{\text{tot}}}{\sigma_{\text{tot}}} \left(\frac{\sigma'_{\text{el}}}{\sigma_{\text{el}}} - \frac{\sigma'_{\text{tot}}}{\sigma_{\text{tot}}} \right) \right]. \quad (22)$$

According to Eqs. (19), (21) only the first term in this relation has a positive sign. Since the σ_{el}'' , σ_{tot}'' are practically constant, the growth of the value of $\sigma_{\text{el}}/\sigma_{\text{tot}}$ reduces the impact of this positive term and leads to zeroing of $(\sigma_{\text{el}}/\sigma_{\text{tot}})''$ and then to $(\sigma_{\text{el}}/\sigma_{\text{tot}})'' < 0$. So, due to the growth of the value of $\sigma_{\text{el}}/\sigma_{\text{tot}}$, i.e. due to the increasing of the intensity of the inelastic interaction, the curvature of the $\sigma_{\text{el}}(s)/\sigma_{\text{tot}}(s)$ function changes its sign in the TeV energy range and the growth of $\sigma_{\text{el}}/\sigma_{\text{tot}}$ slows down (see Fig. 2). Let us note that the curvature of the $\sigma_{\text{inel}}(s)/\beta(s)$ function changes its sign from positive to negative at some lower energy than that for the $\sigma_{\text{el}}(s)/\sigma_{\text{tot}}(s)$ function (see Fig. 2 and Fig. 3), since

$$x'' = \left(\frac{\sigma_{\text{inel}}}{\beta}\right)'' = \left(1 - 2 \frac{\sigma_{\text{el}}}{\sigma_{\text{tot}}}\right) \left(\frac{\sigma_{\text{el}}}{\sigma_{\text{tot}}}\right)'' - 2 \left(\left(\frac{\sigma_{\text{el}}}{\sigma_{\text{tot}}}\right)'\right)^2. \quad (23)$$

From Eq. (20) we have

$$\frac{B''}{B} = \frac{1}{\sigma_{\text{el}}} \left(2 \frac{\sigma_{\text{el}}}{\sigma_{\text{tot}}} \sigma_{\text{tot}}'' - \sigma_{\text{el}}''\right) + 2 \left(\frac{\sigma'_{\text{el}}}{\sigma_{\text{el}}} - \frac{\sigma'_{\text{tot}}}{\sigma_{\text{tot}}}\right)^2. \quad (24)$$

When the ratio $\sigma_{\text{el}}/\sigma_{\text{tot}}$ is small the second negative term compensates the positive terms in Eq. (24) and $B'' \approx 0$, i.e. the slope $B(s)$ is approximately a linear function of $\ln(\sqrt{s})$ in this energy range. As for $(\sigma_{\text{el}}/\sigma_{\text{tot}})''$, the growth of the $\sigma_{\text{el}}/\sigma_{\text{tot}}$ value reduces the impact of this negative term and in the TeV energy range the growth rate of $B(s)$ increases (see Fig. 5). Due to the factor

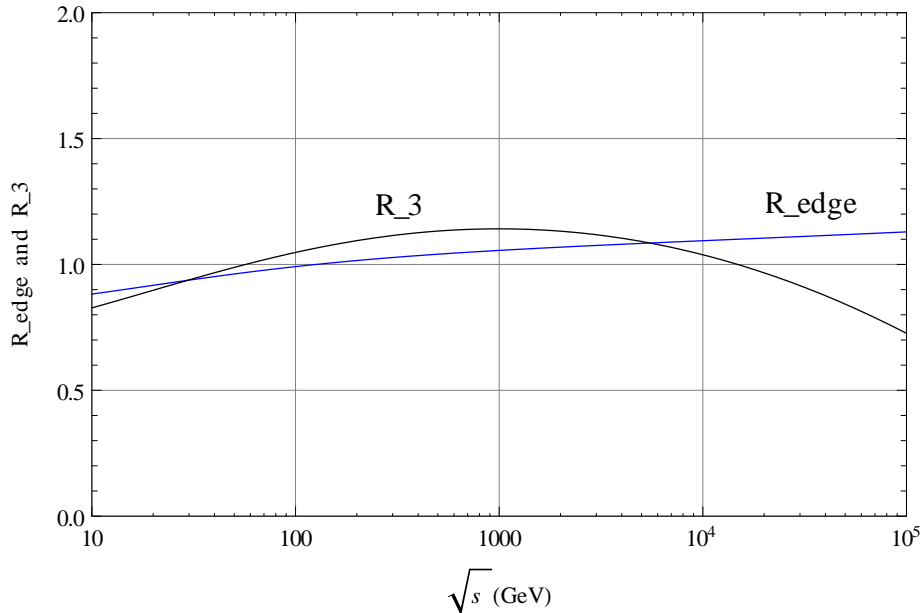


Figure 6: The ratio $R_{\text{edge}} = (\sigma_{\text{inel}} - \sigma_{\text{el}})/\sqrt{(19 \text{ mb})\sigma_{\text{tot}}}$, $R_3 = (\sigma_{\text{tot}} - 3\sigma_{\text{el}})/20 \text{ mb}$ for pp collisions as a function of energy \sqrt{s} . Here the fits by the COMPETE collaboration [33] and TOTEM collaboration [7] are used for σ_{tot} and σ_{el} respectively.

2 in the first term of Eq. (24), the acceleration of the $B(s)$ growth is begun at lower energy than the value of energy at which the curvature of $\sigma_{\text{el}}/\sigma_{\text{tot}}$ changes its sign (see Fig. 2 and Fig. 5). So, we see that the acceleration of the $B(s)$ growth in the TeV energy range is a consequence of the increasing of the intensity of the inelastic interaction.

According to the phenomenological arguments of Ref. [34] (see also [26, 35, 36]) the difference $(\sigma_{\text{inel}} - \sigma_{\text{el}})$ increases with energy as $\sqrt{\sigma_{\text{tot}}}$, i.e.

$$\frac{\sigma_{\text{inel}} - \sigma_{\text{el}}}{\sqrt{\pi\sigma_{\text{tot}}/2}} = \frac{\sigma_{\text{tot}} - 2\sigma_{\text{el}}}{\sqrt{\pi\sigma_{\text{tot}}/2}} = t_{\text{edge}}, \quad (25)$$

where $t_{\text{edge}} \approx 1.1 \text{ fm}$ is an approximately constant width of the “edge”. We can rewrite this relation in the following equivalent forms

$$\sigma_{\text{el}}(s) = \sigma_{\text{inel}}(s) + c - \sqrt{c(4\sigma_{\text{inel}}(s) + c)}, \quad (26)$$

$$\sigma_{\text{inel}}(s) = \sigma_{\text{el}}(s) + c + \sqrt{c(4\sigma_{\text{el}}(s) + c)}, \quad (27)$$

where $c \approx 9.5$ mb is a constant. Since $\sigma_{\text{inel}}(s) > 2c$, the derivative of Eq. (26) with respect to $\ln(\sqrt{s})$

$$\sigma'_{\text{el}}(s) = \left(1 - \frac{2c}{\sqrt{c(4\sigma_{\text{inel}}(s) + c)}}\right) \sigma'_{\text{inel}}(s) > \frac{\sigma'_{\text{inel}}(s)}{3} \quad (28)$$

is positive and therefore the growth of $\sigma_{\text{el}}(s)$ is a consequence of the $\sigma_{\text{inel}}(s)$ growth. So, Eq. (26) gives a direct evidence for the shadow origin of the $\sigma_{\text{el}}(s)$ growth. Since $(\sigma_{\text{inel}} - \sigma_{\text{el}}) = \sigma_{\text{tot}}(1 - 2\sigma_{\text{el}}/\sigma_{\text{tot}})$, Eq. (25) can also be written as

$$\frac{\sigma_{\text{el}}}{\sigma_{\text{tot}}} \approx \frac{1}{2} \left(1 - \sqrt{\frac{2c}{\sigma_{\text{tot}}}}\right). \quad (29)$$

In conclusion, let us mention the following purely empirical approximate relation

$$\sigma_{\text{el}}(s) \approx 0.5 \sigma_{\text{inel}}(s) - 10 \text{ mb} \quad \text{or} \quad \sigma_{\text{tot}}(s) \approx 3 \sigma_{\text{el}}(s) + 20 \text{ mb}, \quad (30)$$

which is valid in the ISR – LHC energy range. The relative accuracy of Eqs. (25) – (30) in the ISR – LHC energy range is approximately 10 – 15% (see Fig. 6).

It is interesting to note that the intensity of the inelastic interaction $(\sigma_{\text{tot}} - \sigma_{\text{el}})/\beta$ monotonically grows with energy (see Fig. 3), the quantity $(\sigma_{\text{tot}} - 2\sigma_{\text{el}})/\beta$ reveals the discussed above properties (see Fig. 4) but the function

$$\frac{\sigma_{\text{inel}} - 2\sigma_{\text{el}}}{\beta} = \frac{\sigma_{\text{tot}} - 3\sigma_{\text{el}}}{\beta} = \frac{\sigma_{\text{el}}}{\sigma_{\text{tot}}} \left(1 - 3\frac{\sigma_{\text{el}}}{\sigma_{\text{tot}}}\right) \leq \frac{1}{12} \quad (31)$$

monotonically decreases with energy (when the ratio $\sigma_{\text{el}}/\sigma_{\text{tot}}$ grows), since $(\sigma_{\text{el}}/\sigma_{\text{tot}}) > 1/6$ at all energies (see Fig. 2).

4 Discussion

The size of the hadron-hadron interaction region at all available energies is comparable with the own size of hadrons [27, 28]. Due to this cause we have not been able to construct a self-consistent theory of the hadron-hadron elastic and diffraction scattering from the first QCD principles. Moreover, even the general qualitative features of the elastic scattering of the extended, composite objects are unknown and due to that, the elastic hadron-hadron scattering properties seem puzzling. In contrast, the nondiffraction inelastic

processes are an ordinary subject of the QCD studying and the growth of the intensity of such interactions with energy seems quite natural.

On the other hand, it is well known that due to the unitarity condition the properties of the elastic scattering amplitude are related with that of a sum of the inelastic channels and the elastic scattering can therefore be considered as a shadow of the particle production processes. In present note on the basis of the unitarity motivated relations we have demonstrated the effectiveness of such an approach. At first sight such a phenomenon as the growth with energy of the value of the ratio $\sigma_{\text{el}}/\sigma_{\text{inel}}$ (and hence of the value of the ratio $\sigma_{\text{el}}/\sigma_{\text{tot}}$) seems puzzling but actually turns out to be a simple consequence of the increasing of the inelastic interaction intensity ($\sigma_{\text{inel}}/\beta$). In other words, the growth of the intensity of the elastic interaction, (σ_{el}/β), and the growth of the ratio of this intensity to the inelastic interaction intensity, $\sigma_{\text{el}}/\sigma_{\text{inel}}$, are an unitarity shadow of the increasing of the intensity of the inelastic interaction. The increasing of this fundamental quantity with energy determines the changes in the behaviour of the slope and ratio $\sigma_{\text{el}}/\sigma_{\text{tot}}$ in the TeV energy range, where the most sensitive quantity, the ratio $(\sigma_{\text{inel}} - \sigma_{\text{el}})/\beta$, as we have seen, changes its growth to the decreasing.

Another consequence of the increasing of the intensity of the inelastic interaction was discussed in Ref. [23], where it was argued that growth with energy of the central profile of the probability of an inelastic interaction $P_{\text{inel}}(s, b)$ leads to the formation of the peripheral profile of the real part $r(s, b)$ of the elastic scattering amplitude in the impact parameter space, if the imaginary part of the elastic scattering amplitude $a(s, b = 0) > 0.5$. Such behaviour of the real part of the scattering amplitude is very natural for the elastic scattering.

The correlated growth of the slope and total cross-section leads also to a stationary point in the energy behaviour of the differential cross-section in the forward diffraction cone, which is observed in the high energy pp scattering [37]. Let us note, by the way, that the use of a mean value of the local slope in the range $0 \leq |t| \leq 0.21 \text{ GeV}^2$ instead $B(s)$ [37] significantly increases the accuracy of Eq. (4), especially in the ISR energy range.

As we see, the shadow interpretation of the elastic scattering helps to understand many phenomena in the field and brings to the fore the studying of the inelastic interaction intensity increasing with energy. Besides that, it gives some additional guidance for constructing of adequate models of the elastic hadron-hadron scattering.

5 Acknowledgements

I am grateful to V.A. Petrov and I.M. Dremin for useful stimulating discussions and the critical remarks.

References

- [1] U. Amaldi et al., Phys. Lett. 43B (1973) 231; *ibid.* 44B (1973) 112; U. Amaldi, K.R. Schubert, Nucl. Phys. B 166 (1980) 301.
- [2] M. Tanabashi et al. (Particle Data Group), Phys. Rev. D 98 (2018) 030001, Section 51; C. Patrignani et al. (Particle Data Group), Chin. Phys. C 40 (2016) 100001, Section 51.
- [3] TOTEM Collaboration, G. Antchev et al., Europhys. Lett. 96 (2011) 21002; *ibid.* 101 (2013) 21002; *ibid.* 101 (2013) 21003; ATLAS Collaboration, Nat. Commun. 2 (2011) 463; Nucl. Phys. B 889 (2014) 486.
- [4] TOTEM Collaboration, G. Antchev et al., Europhys. Lett. 101 (2013) 21004.
- [5] TOTEM Collaboration, G. Antchev et al., Phys. Rev. Lett. 111 (2013) 012001; Nucl. Phys. B 899 (2015) 527; Eur. Phys. J. C 76 (2016) 661; ATLAS Collaboration, Phys. Lett. B 761 (2016) 158; Phys. Rev. Lett. 117 (2016) 182002.
- [6] K. Österberg, TOTEM Collaboration, The talk at the LHC Working Group on Forward Physics and Diffraction, March 21 - 22, 2017, CERN; F. Nemes, PoS (DIS2017) 059.
- [7] TOTEM Collaboration, G. Antchev et al., CERN preprint CERN-EP-2017-321 (2017), arXiv:1712.06153 [hep-ex].
- [8] G. Giacomelli and M. Jacob, Phys. Reports 55 (1979) 1.
- [9] L. Van Hove, Nuovo Cimento 28 (1963) 798; Rev. Mod. Phys. 36 (1964) 655.
- [10] S. W. MacDowell, A. Martin, Phys. Rev. B 135 (1964) 960.

- [11] M. M. Block and R. N. Cahn, *Rev. Mod. Phys.* 57 (1985) 563; M. M. Block, *Phys. Reports* 436 (2006) 71.
- [12] M. Holder et al., *Phys. Lett.* 35B (1971) 355; *ibid.* 36B (1971) 400; U. Amaldi et al., *Phys. Lett.* 36B (1971) 504; *ibid.* 43B (1973) 231; *ibid.* 44B (1973) 112; G. Barbiellini et al., *Phys. Lett.* 39B (1972) 663; U. Amaldi et al., *Nucl. Phys. B* 145 (1978) 367; A. Schiz et al., *Phys. Rev. D* 24 (1981) 26.
- [13] M. Deile, TOTEM Collaboration, The talk at the 17th Conference on Elastic and Diffractive Scattering, June 26 - 30, 2017, Prague, Czech Republic; L. Jenkovszky, I. Szanyi, *Mod. Phys. Lett. A* 32 (2017) 1750116.
- [14] UA4 Collaboration, M. Bozzo et al., *Phys. Lett. B* 147 (1984) 385; *ibid.* 147 (1984) 392; *ibid.* 155 (1985) 197; N. A. Amos et al., *Phys. Lett. B* 243 (1990) 158 and *Phys. Rev. Lett.* 68 (1992) 2433; F. Abe et al., *Phys. Rev. D* 50 (1994) 5550.
- [15] R. Henzi, P. Valin, *Phys. Lett. B* 132 (1983) 443; *ibid.* 160 (1985) 167, Erratum-*ibid.* 164 (1985) 411.
- [16] D. A. Fagundes, M. J. Menon, *Nucl. Phys. A* 880 (2012) 1.
- [17] I. M. Dremin, *Physics–Uspekhi* 58 (2015) 61; *ibid.* 60 (2017) 333.
- [18] I. M. Dremin, V. A. Nechitailo, *Nucl. Phys. A* 916 (2013) 241; I. M. Dremin, *Physics–Uspekhi* 61 (2018) 381; I. M. Dremin, *Universe* 4 (2018) no.5, 65.
- [19] P. Lipari, M. Lusignoli, *Eur. Phys. J. C* 73 (2013) 2630.
- [20] A. K. Kohara, E. Ferreira, T. Kodama, *Eur. Phys. J. C* 74 (2014) 3175.
- [21] F. Nemes, T. Csorgo, M. Csanad, *Int. J. Mod. Phys. A* 30 (2015) 1550076.
- [22] O. V. Selyugin, *Phys. Rev. D* 91 (2015) 113003.
- [23] V. A. Petrov, A. P. Samokhin, *Int. J. Mod. Phys. Conf. Ser.* 47 (2018) 1860097.
- [24] T. Csorgo, R. Pasechnik, A. Ster, arXiv:1807.02897 [hep-ph].

- [25] V. A. Schegelsky, M. G. Ryskin, Phys. Rev. D 85 (2012) 094024.
- [26] M. M. Block, L. Durand, P. Ha and F. Halzen, Phys. Rev. D 92 (2015) 114021.
- [27] V. A. Petrov, J. Phys.: Conf. Ser. 934 (2017) 012034.
- [28] V. A. Petrov, V. A. Okorokov, Int. J. Mod. Phys. A 33 (2018) 1850077.
- [29] I. M. Dremin, V. A. Nechitailo, S. N. White, Eur. Phys. J. C 77 (2017) 910.
- [30] L. Jenkovszky, I. Szanyi, Chung-I Tan, Eur. Phys. J. A 54 (2018) 116.
- [31] N. Bence, L. Jenkovszky, I. Szanyi, arXiv:1711.06380 [hep-ph].
- [32] T. T. Wu, A. Martin, S. M. Roy, V. Singh, Phys. Rev. D 84 (2011) 025012.
- [33] K. Nakamura et al. (Particle Data Group), J. Phys. G: Nucl. Part. Phys. 37 (2010) 075021, Section 41.
- [34] M. M. Block, L. Durand, F. Halzen, L. Stodolsky and T. J. Weiler, Phys. Rev. D 91 (2015) 011501(R); M. M. Block, L. Durand, P. Ha and F. Halzen, Phys. Rev. D 92 (2015) 014030.
- [35] L. Stodolsky, Mod. Phys. Lett. A 32 (2017) no. 31, 1730028.
- [36] D. Schildknecht, arXiv:1806.05100 [hep-ph].
- [37] A. P. Samokhin, V. A. Petrov, Nucl. Phys. A 974 (2018) 45.