

TOTAL INTEGRALS OF SOLUTIONS FOR PAINLEVÉ II EQUATION AND SINGULARITY FORMATION FOR A LOCALIZED INDUCTION APPROXIMATION

PIOTR KOKOCKI

ABSTRACT. In this paper, we establish a formula for the Cauchy integrals of real and purely imaginary Ablowitz-Segur solutions for the inhomogeneous second Painlevé equation. Our approach relies on the Deift-Zhou steepest descent analysis of the corresponding Riemann-Hilbert problem and construction of appropriate local parametrix in the neighborhood of a singular point. We use the obtained integral formula to show any logarithmic spiral is a finite time singularity developed by a self-similar solution of the localized induction approximation.

CONTENTS

1. Introduction	1
2. The Riemann-Hilbert problem for the second Painlevé equation	6
3. Bessel functions and auxiliary Riemann-Hilbert problems	9
3.1. RH-problem for the positive half-line	11
3.2. RH-problem for the negative half-line	13
4. Steepest descent analysis for positive parameters	17
4.1. Contour deformation	17
4.2. Construction of the solution and asymptotic behavior	19
5. Steepest descent analysis for negative parameters	25
5.1. Change of variables	25
5.2. Contour deformation	28
5.3. Parametrices near the origin and stationary points	31
5.4. Construction of the solution and asymptotic behavior	34
6. Proof of Theorem 2.2	41
7. Self-similar solutions for a localized induction approximation	42
8. Appendix: classical solutions for a RH-problem	47
References	48

1. INTRODUCTION

We are concerned in the inhomogeneous second Painlevé (PII) equation

$$u''(x) = xu(x) + 2u^3(x) - \alpha, \quad x \in \mathbb{C}, \quad (1.1)$$

where $\alpha \in \mathbb{C}$ is an arbitrary constant. In [26] it was rigorously proved that any solution of the PII equation is meromorphic function. Furthermore using the equation (1.1) and the Laurent expansion one can find that every pole of u is simple

2010 *Mathematics Subject Classification.* 33E17, 35Q15, 41A60, 53C44.

Key words and phrases. Painlevé II equation, Riemann-Hilbert-problem, asymptotic expansions, localized induction approximation.

The researches supported by the MNiSW Iuventus Plus Grant no. 0338/IP3/2016/74.

with residue ± 1 (see e.g. [23]). From [20, Chapter 11] we know that the solutions of the PII equation are related with Riemann-Hilbert (RH) problems, which are characterized by α and the parameters $(s_1, s_2, s_3) \in \mathbb{C}^3$ satisfying the following constraint condition

$$s_1 - s_2 + s_3 + s_1 s_2 s_3 = -2 \sin(\pi \alpha) \quad (1.2)$$

that we call *Stokes multipliers*. Roughly speaking any choice of the constant α and the triple (s_1, s_2, s_3) gives the solution $\Psi(\lambda, x)$ of the corresponding RH problem which is a 2×2 matrix valued function sectionally holomorphic in λ and meromorphic with respect to x . Then the function u obtained from the limiting formula

$$u(x) = \lim_{\lambda \rightarrow \infty} (2\lambda \Phi(\lambda, x) e^{\theta(\lambda, x)\sigma_3})_{12}, \quad \text{where } \theta(\lambda, x) := i(4\lambda^3/3 + x\lambda)$$

is the solution of the PII equation. Proceeding in this way, we define a map

$$\{(s_1, s_2, s_3) \in \mathbb{C}^3 \text{ satisfying (1.2)}\} \rightarrow \{\text{solutions of the PII}\},$$

which is a bijection between the set of all Stokes multipliers and the set of solutions of the second Painlevé equation (see e.g. [20]). We are interested in the solutions of the PII equation corresponding to the following choice of the Stokes data

$$s_1 = -\sin(\pi \alpha) - ik, \quad s_2 = 0, \quad s_3 = -\sin(\pi \alpha) + ik, \quad k, \alpha \in \mathbb{C}, \quad (1.3)$$

that for the brevity we denote by $u(\cdot; \alpha, k)$. Among them we can specify the real Ablowitz-Segur (AS) solutions of the PII equation that are determined by (1.3) with the following choice of the parameters α and k :

$$\alpha \in (-1/2, 1/2), \quad k \in (-\cos(\alpha\pi), \cos(\alpha\pi)). \quad (1.4)$$

It is known that under the conditions (1.3) and (1.4), the AS solutions satisfy the equality $\text{Im } u(x; \alpha, k) = 0$ for $x \in \mathbb{R}$ (see e.g. [20, Chapter 11]) and furthermore the recent result [15, Theorem 2] show that the solutions have no poles on the real line. The borderline case of the Stokes initial data (1.3) with

$$\alpha \in (-1/2, 1/2) \quad \text{and} \quad k = \pm \cos(\pi \alpha) \quad (1.5)$$

corresponds to the Hasting-McLeod solutions that are also purely real and have no poles on the real line (see [8]). On the other hand, if we consider the multipliers (1.3) with $\alpha, k \in i\mathbb{R}$, then we obtain purely imaginary Ablowitz-Segur (iAS) solutions. In this case we have $u(x; \alpha, k) \in i\mathbb{R}$ for $x \in \mathbb{R}$ (see e.g. [20, Chapter 11]) and furthermore u is pole-free on the real line, which is a consequence of the fact that the residues of the poles of u are equal to ± 1 .

The goal of this paper is to establish a formula for the value of the integral

$$\int_{-\infty}^{\infty} u(y; \alpha, k) dy := \lim_{x \rightarrow +\infty} \int_{-x}^x u(y; \alpha, k) dy, \quad (1.6)$$

where u is either Ablowitz-Segur or purely imaginary Ablowitz-Segur solution of the inhomogeneous PII equation. The problem of finding the value of the integral (1.6), was considered in [4] in the case of homogeneous ($\alpha = 0$) PII equation, where the following explicit formula for the AS solutions was given:

$$\int_{-\infty}^{+\infty} u(y; 0, k) dy = \frac{1}{2} \log \left(\frac{1+k}{1-k} \right), \quad k \in (-1, 1) \quad \text{and} \quad k \in i\mathbb{R}. \quad (1.7)$$

The integral in (1.7) exists in the Cauchy sense due to the asymptotic behavior of the solution $u(x)$ as $x \rightarrow \pm\infty$. To be more precise, from [1], [2] and [17] it follows that the real and purely imaginary AS solutions decay exponentially to zero as $x \rightarrow +\infty$ and furthermore we have the following asymptotic behavior

$$u(x) = \frac{d}{(-x)^{\frac{1}{4}}} \cos \left(\frac{2}{3}(-x)^{\frac{3}{2}} - \frac{3}{4}d^2 \ln(-x) + \phi \right) + O \left(\frac{\log(-x)}{(-x)^{\frac{5}{4}}} \right), \quad x \rightarrow -\infty,$$

where $d > 0$ and $\phi \in \mathbb{R}$ are parameters dependent from k and α by connecting formulas. In [4] it was also established a version of the integral formula (1.6) for the case of Hasting-McLeod solutions, which reads as follows

$$\int_c^{+\infty} u(y) dy + \int_{-\infty}^c \left(u(y) - k\sqrt{\frac{|y|}{2}} \right) dy = -k\frac{\sqrt{2}}{3}c|c|^{1/2} + \frac{k}{2}\log(2), \quad (1.8)$$

where c is an arbitrary real number. The form of the left hand side of (1.8) is a consequence of the fact that the Hasting-McLeod solutions exponentially decay to zero as the parameter x approaches the plus infinity and

$$u(x) = k\sqrt{-x/2} + O((-x)^{-5/2}), \quad x \rightarrow -\infty.$$

For the inhomogeneous PII equation, there is a recent result [39, Theorem 2], which establishes a counterpart of the integral formulas (1.8) and (1.7) for the increasing tritronquée solutions (see [29]), that are uniquely characterized by the asymptotics

$$u(x) = \pm i(x/2)^{1/2} + O(x^{-1}), \quad x \rightarrow \infty, \quad |\arg(x)| < 2\pi/3.$$

Our main result is the following theorem, which provides a formula for the value of the integral (1.6), in the case when u is an Ablowitz-Segur solution.

Theorem 1.1. *If u is either the real or purely imaginary Ablowitz-Segur solution for the PII equation such that the integral (1.6) is convergent, then*

$$\exp\left(\int_{-\infty}^{+\infty} u(y; \alpha, k) dy\right) = \frac{\cos(\pi\alpha) + k}{(\cos^2(\pi\alpha) - k^2)^{1/2}}. \quad (1.9)$$

The method of the proof is motivated by the results of [20], [27] and [15], where the authors used the Riemann-Hilbert problem related to the PII equation and the steepest descent analysis to provide rigorous asymptotic expansions of the Ablowitz-Segur solutions. In particular, the results of the papers [20] and [27] says that

$$u(x; \alpha, k) = \alpha x^{-1} + O(x^{-4}) - ikAi(x)(1 + O(x^{-3/4})), \quad x \rightarrow +\infty, \quad (1.10)$$

where $Ai(x)$ is the standard Airy function. On the other hand, in [15] there was shown that for the real and purely imaginary solutions we have the expansion

$$u(x; \alpha, k) = \frac{d_0}{(-x)^{\frac{1}{4}}} \cos\left(\frac{2}{3}(-x)^{\frac{3}{2}} - \frac{3}{4}d_0^2 \ln(-x) + \phi_0\right) + O(|x|^{-1}), \quad (1.11)$$

as $x \rightarrow -\infty$, where the parameters $d_0 \in \mathbb{C}$ and $\phi_0 \in \mathbb{R}$ are dependent from k and α by explicit connecting formulas. Whereas the methods used in [15] are not enough to expand the error term $O(|x|^{-1})$ in the formula (1.11) (see discussion in [15, Section 3.5]), the result [40, Proposition 2.1], which is based on perturbation argument and ODEs techniques, gives the following improvement of the formula (1.11) in the case when u is the purely imaginary AS solution:

$$u(x; \alpha, k) = \frac{d_0}{(-x)^{\frac{1}{4}}} \cos\left(\frac{2}{3}(-x)^{\frac{3}{2}} - \frac{3}{4}d_0^2 \ln(-x) + \phi_0\right) + \frac{\alpha}{x} + O((-x)^{-\frac{7}{4}}), \quad (1.12)$$

as $x \rightarrow -\infty$. Therefore the asymptotic expansions (1.10) and (1.12) gives the existence of the integral (1.6). However if u is a real AS solution, then the asymptotics (1.10) and (1.11) are not sufficient to confirm the convergence of the integral (1.6), which is the reason that we assume it the hypothesis of Theorem 1.1. In the proof of this theorem, we follow the methods of [20], [27] and [15] to deform the contour of the RH problem associated with $u(\cdot; \alpha, k)$, to contours coinciding with paths of steepest descent. The main difficulty follows from the fact that solutions of the RH problem in the inhomogeneous case $\alpha \neq 0$ have singularity at the origin of the complex plane, which requires the construction of new parametrices for a Riemann-Hilbert problem on the steepest descent contours.

The solutions of the PII equation that do not admit poles on the real line are important due to their applications in mathematics and physics. For example the integral formula (1.8) has an application in Tracy-Widom distribution functions in random matrix theory (see [3]). In the present paper we provide the application of the Theorem 1.1 to study the following incompressible 2D Euler equation

$$\begin{cases} u_t = u \cdot \nabla u + \nabla p = 0, \\ \operatorname{div} u = 0, \end{cases} \quad (1.13)$$

where $u(x, t)$ is the velocity field and $p(x, t)$ is the pressure function. Considering the perpendicular gradient $\nabla^\perp = (-\partial_{x_2}, \partial_{x_1})$, we define the 2D vorticity function

$$\omega(x, t) = \nabla^\perp \cdot u(x, t).$$

Then the vector equation (1.13) is equivalent to the scalar vorticity equation

$$\omega_t + u \cdot \nabla \omega = 0, \quad (1.14)$$

where the velocity field u is given by the Biot-Savart integral

$$u(x, t) = \int_{\mathbb{R}^2} K(x - y) \omega(y) dy, \quad K(x) = \frac{1}{2\pi} \nabla^\perp \log |x|. \quad (1.15)$$

The existence and uniqueness of global weak solutions of (1.14)-(1.15) for the initial vorticity in the class $\omega_0 \in L^1(\mathbb{R}^2) \cap L^\infty(\mathbb{R}^2)$ is a classical result of [42]. Using this existence theory we can deduce the existence of global weak solution starting from the initial datum of the form

$$\omega_0(x) = p_0 \chi_{\Omega_0}(x), \quad x \in \mathbb{R}^2,$$

where $p_0 \in \mathbb{R}$ and χ_{Ω_0} is a characteristic function of a bounded region Ω_0 . Then (see e.g. [36]) there is a family of bounded measurable domains $\Omega(t)$ such that the weak solution is of the form

$$\omega(x, t) = p_0 \chi_{\Omega(t)}(x), \quad x \in \mathbb{R}^2, \quad t \in \mathbb{R}.$$

If we additionally assume that the set Ω_0 has a smooth boundary, then the results of [7] says that the boundary $\partial\Omega(t)$ remains smooth for all time. See also [6] for the simplified proof of this fact. The solution ω is called a *vortex patch* and is completely determined by the temporal evolution of the boundary $\partial\Omega(t)$. The evolution is called the *contour dynamics* and from [43] we know that it is governed by the non-local differential equation of the form

$$X_t(s, t) = -\frac{p_0}{2\pi} \int_0^{2\pi} \ln(\|X(s, t) - X(s', t)\|/r_0) X_s(s', t) ds', \quad (1.16)$$

where $X(s, t)$ represents the parametrization of $\partial\Omega(t)$ and r_0 is an arbitrary parameter whose choice does not affect the evolution of the flow X . In [22] the authors used the method of [13] to study the non-local equation (1.16) by considering the Taylor expansion of the flow X (see also discussion in [14]). As a result we express the non-local flow in the form of the infinite sum of local flows such that the first element of this sum is a translation and the second term satisfies the equation

$$z_t = -k_s n - \frac{1}{2} k^2 T, \quad t, s \in \mathbb{R}. \quad (1.17)$$

Here z is the flow of regular curves living in the complex plane, s is the arc-length parameter, T is the field of tangent vectors, $n := iT$ is the oriented normal vector field and k is the curvature defined by the equality $T_s = kn$. In this form, the equation (1.17) is known as the *localized induction approximation* (LIA) and formally

approximates the contour dynamics of 2D Euler equation. We are interested in the solutions of the LIA, that develop finite time singularities of the form

$$z_0(s) = \begin{cases} \frac{s}{\sqrt{1+\mu^2}} e^{i(\theta^+ - \mu \ln s)}, & s > 0, \\ \frac{s}{\sqrt{1+\mu^2}} e^{i(\theta^- - \mu \ln |s|)}, & s < 0, \end{cases}$$

where $\mu \in \mathbb{R}$ and $\theta^\pm \in [0, 2\pi)$ are such that $|\theta^+ - \theta^-| \neq \pi$. The curve z_0 is called a *logarithmic spiral* and represents the structure, which appears frequently in the motion of a turbulent flow. In [40], the authors used a perturbation argument and ODEs techniques to prove that if $|\theta^+ - \theta^-| + |\mu|$ is sufficiently close to zero, then there is a self-similar solution z of the equation (1.17), such that

$$|z(t, s) - z_0(s)| < ct^{\frac{1}{3}}, \quad s \in \mathbb{R} \setminus \{0\}, \quad t > 0,$$

where $c > 0$ is a constant. Here we say that z is a self-similar solution if

$$z(t, s) = t^{\frac{1}{3}} e^{-i\frac{\mu}{3} \ln t} \left[\int_0^{s/t^{\frac{1}{3}}} \exp \left(\frac{2}{3^{1/2}} \int_0^{s'} u(s''/3^{1/2}) ds'' \right) ds' + \omega_0 \right],$$

where u is a purely imaginary solution on the PII equation with $\alpha = -i\mu/2$ and

$$\omega_0 := -\frac{2\sqrt[3]{3}}{1-i\mu} (u_x(0) - u^2(0)).$$

In this paper we use Theorem 1.1 to drop the assumption concerning the smallness of the quantity $|\theta^+ - \theta^-| + |\mu|$ and establish the following result, which says that any logarithmic spiral is a finite time singularity developed by a self-similar solution of the localized induction approximation.

Theorem 1.2. *For any $\theta^+, \theta^- \in [0, 2\pi)$ and $\mu \in \mathbb{R}$ with $|\theta^+ - \theta^-| \neq \pi$, there is a smooth self-similar solution z of the equation (1.17), satisfying*

$$|z(t, s) - z_0(s)| < ct^{\frac{1}{3}}, \quad s \in \mathbb{R} \setminus \{0\}, \quad t > 0, \quad (1.18)$$

where $c > 0$ is a constant. In particular, the initial condition $\lim_{t \rightarrow 0} z(t) = z_0$ is satisfied in the sense of the tempered distributions.

In the proof of this theorem we will use Theorem 1.1 to show that the profile of a self-similar solution of the LIA that we are looking for is a purely imaginary Ablowitz-Segur solution of the form $u(\cdot; -i\mu/2, k)$, where $k \in i\mathbb{R}$ is suitably chosen complex number.

Outline. In Section 2 we introduce the Riemann-Hilbert problem for the inhomogeneous PII equation and analyze the related Lax system to reduce the proof of the formula (1.9), to finding appropriate asymptotics of the solution for the associated RH problem. In Section 3 we use Bessel functions to define auxiliary RH problem that will be used in the construction of local parametrices around the origin. Sections 4 and 5 are devoted to steepest descent analysis of the RH problem associated with the inhomogeneous PII equation. We recall the deformations leading to the equivalent RH problems defined on the contours consisting of steepest descent paths and use the auxiliary RH problem from Section 3 to derive a formulas expressing the solution of the problems in the terms of local parametrices around the origin. Finally, Sections 6 and 7 are devoted for the the proofs of Theorems 1.1 and 1.2, respectively.

2. THE RIEMANN-HILBERT PROBLEM FOR THE SECOND PAINLEVÉ EQUATION

In this section we introduce the Riemann-Hilbert problem associated with the second Painlevé (PII) equation

$$u''(x) = xu(x) + 2u^3(x) - \alpha, \quad (2.1)$$

where $\alpha \in \mathbb{C} \setminus \{(2k+1)/2 \mid k \in \mathbb{Z}\}$ is a constant. To this end, let us assume that $\Sigma := C \cup \rho_+ \cup \rho_- \cup_{k=1}^6 \gamma_k$ is the contour in the complex λ -plane, where $C := \{\lambda \in \mathbb{C} \mid |\lambda| = r\}$ is a clockwise oriented circle of radius $r > 0$,

$$\rho_{\pm} := \{\lambda \in \mathbb{C} \mid |\lambda| < r, \arg \lambda = \pm\pi/2\},$$

are two radii oriented to the origin and

$$\gamma_k := \{\lambda \in \mathbb{C} \mid |\lambda| > r, \arg \lambda = \pi/6 + (k-1)\pi/3\}, \quad k = 1, 2, \dots, 6$$

are six rays oriented to the infinity. The contour Σ divides the complex plane into regions Ω_r , Ω_l and Ω_k for $k = 1, 2, \dots, 6$, as it is depicted in Figure 1.

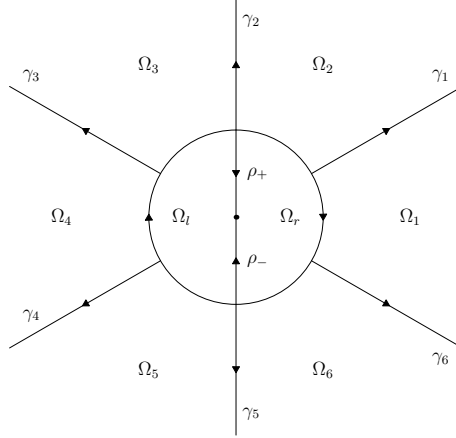


FIGURE 1. The contour Σ and regions of the set $\mathbb{C} \setminus \Sigma$.

Let us observe that due to the orientation we can naturally distinguish the left (+) and right (−) side of the contour Σ . We introduce the triangular matrices

$$S_k := \begin{pmatrix} 1 & 0 \\ s_k & 1 \end{pmatrix}, \quad k = 1, 3, 5, \quad \text{and} \quad S_k := \begin{pmatrix} 1 & s_k \\ 0 & 1 \end{pmatrix}, \quad k = 2, 4, 6,$$

where constants s_k , for $k = 1, 2, 3$, are called the *Stokes multipliers* and satisfy the constraints

$$s_{k+3} = -s_k, \quad s_1 - s_2 + s_3 + s_1 s_2 s_3 = -2 \sin(\pi\alpha). \quad (2.2)$$

Moreover we assume that σ_1 , σ_2 and σ_3 are the usual Pauli matrices

$$\sigma_1 := \begin{pmatrix} 0 & 1 \\ 1 & 0 \end{pmatrix}, \quad \sigma_2 := \begin{pmatrix} 0 & -i \\ i & 0 \end{pmatrix}, \quad \sigma_3 := \begin{pmatrix} 1 & 0 \\ 0 & -1 \end{pmatrix}$$

and the matrix E is such that the following equation takes place

$$ES_1 S_2 S_3 = \sigma_2 M^{-1} E \sigma_2, \quad \text{where} \quad M := -i e^{i\pi(\alpha - \frac{1}{2})\sigma_3} \sigma_2. \quad (2.3)$$

The Riemann-Hilbert problem, that we denote by (RH1), is to find a 2×2 matrix-valued function $\Phi(\lambda) = \Phi(\lambda, x)$ such that the following conditions are satisfied.

- (a) For any $k = 1, 2, \dots, 6$, the restriction $\Phi_k := \Phi|_{\Omega_k}$ is holomorphic on Ω_k and continuous up to the boundaries of Ω_k .

- (b) The restrictions $\Phi_r := \Phi|_{\Omega_r}$ and $\Phi_l := \Phi|_{\Omega_l}$ are holomorphic on Ω_r and Ω_l , respectively, and, for any sufficiently small $\varepsilon > 0$,

$$\Phi_r \in C(\overline{\Omega_r^\varepsilon}), \quad \Phi_l \in C(\overline{\Omega_l^\varepsilon}),$$

where $\Omega_r^\varepsilon := \Omega_r \setminus \{\lambda \in \mathbb{C} \mid |\lambda| < \varepsilon\}$ and $\Omega_l^\varepsilon := \Omega_l \setminus \{\lambda \in \mathbb{C} \mid |\lambda| < \varepsilon\}$.

- (c) If we denote by $\Phi^+(\lambda)$ and $\Phi^-(\lambda)$ the limits of Φ at the point $\lambda \in \Sigma \setminus \{0\}$ from the left and right side of $\Sigma \setminus \{0\}$, respectively, then the following *jump condition* is satisfied

$$\Phi^+(\lambda) = \Phi^-(\lambda)S(\lambda), \quad \lambda \in \Sigma \setminus \{0\}, \quad (2.4)$$

where the jump matrix $S(\lambda)$ is constructed as follows. On the rays γ_k the matrix $S(\lambda)$ is given by the equation

$$S(\lambda) = S_k, \quad \lambda \in \gamma_k, \quad k = 1, 2, \dots, 6, \quad (2.5)$$

while on the circle C the matrix $S(\lambda)$ is obtained by the following jump relations

$$\begin{aligned} \Phi_1^+(\lambda) &= \Phi_r^-(\lambda)E, & \Phi_2^+(\lambda) &= \Phi_r^-(\lambda)ES_1, \\ \Phi_3^+(\lambda) &= \Phi_l^-(\lambda)\sigma_2 E \sigma_2 S_3^{-1}, & \Phi_4^+(\lambda) &= \Phi_l^-(\lambda)\sigma_2 E \sigma_2, \\ \Phi_5^+(\lambda) &= \Phi_l^-(\lambda)M^{-1}ES_6^{-1}S_5^{-1}, & \Phi_6^+(\lambda) &= \Phi_r^-(\lambda)ES_6^{-1}. \end{aligned} \quad (2.6)$$

Furthermore, on the radii ρ_\pm , the matrix $S(\lambda)$ is determined by the equations

$$\begin{aligned} \Phi_l^-(\lambda) &= \Phi_r^+(\lambda)M, & \lambda \in \rho_- \setminus \{0\}, \\ \Phi_r^+(\lambda) &= \Phi_l^-(\lambda)\sigma_2 M \sigma_2, & \lambda \in \rho_+ \setminus \{0\}. \end{aligned} \quad (2.7)$$

- (d) The function $\Phi_r(\lambda)\lambda^{-\alpha\sigma_3}$ is bounded for λ sufficiently close to zero, where the branch $\lambda^{-\alpha}$ is chosen arbitrarily.

- (e) As $\lambda \rightarrow \infty$, the function Φ has the following asymptotic behavior

$$\Phi(\lambda) = (I + \Phi_{-1}(x)\lambda^{-1} + O(\lambda^{-2}))e^{-\theta(\lambda)\sigma_3}, \quad \text{where } \theta(\lambda) := i\left(\frac{4}{3}\lambda^3 + x\lambda\right).$$

Following [20] and [27], the RH problem (a)–(e) is uniquely meromorphically (with respect to x) solvable for any choice of the Stokes multipliers (s_1, s_2, s_3) , that is, there is a countable set of poles $(x_k)_{k \geq 1}$ of \mathbb{C} such that the function Φ is holomorphic on $(\mathbb{C} \setminus \Sigma) \times (\mathbb{C} \setminus X)$ and, for any $k \geq 1$, there is $\delta_k > 0$ such that

$$\Phi(\lambda; x) = \sum_{j=-r_k}^{\infty} a_j(\lambda)(x - x_k)^j, \quad \lambda \in \mathbb{C} \setminus \Gamma \quad \text{and} \quad x \in B(x_k, \delta_k) \setminus \{x_k\},$$

where $r_k > 0$ is the order of the pole x_k and a_j are holomorphic functions on $\mathbb{C} \setminus \Gamma$. It is known that the function Φ satisfies the following *Lax pair* for PII

$$\begin{cases} \partial_\lambda \Phi(\lambda; x) = \mathcal{A}(\lambda; x)\Phi(\lambda; x), \\ \partial_x \Phi(\lambda; x) = \mathcal{U}(\lambda; x)\Phi(\lambda; x), \end{cases} \quad (2.8)$$

where we define

$$\begin{aligned} \mathcal{A}(\lambda; x) &:= -i(4\lambda^2 + x + 2u^2(x))\sigma_3 - (4\lambda u(x) + \alpha\lambda^{-1})\sigma_2 - 2u_x(x)\sigma_1, \\ \mathcal{U}(\lambda; x) &:= -i\lambda\sigma_3 - u(x)\sigma_2. \end{aligned}$$

Furthermore the function

$$u(x) := \lim_{\lambda \rightarrow \infty} (2\lambda\Phi(\lambda)e^{\theta(\lambda)\sigma_3})_{12} = 2(\Psi_{-1}(x))_{12}, \quad x \in \mathbb{C} \setminus X$$

defines the solution for the PII equation and the map

$$\{(s_1, s_2, s_3) \in \mathbb{C}^3 \mid \text{the constraints (2.2) holds}\} \rightarrow \{\text{solutions of PII}\}$$

is a bijection between the set of all Stokes multipliers and the set of solutions of the second Painlevé equation (2.1). It is well-known (see e.g. [23]) that any solution of

the PII equation is meromorphic function and every pole of u is simple with residue ± 1 . We say that u is a *purely imaginary* solution of the PII equation provided

$$\operatorname{Re} u(x) = 0, \quad x \in \mathbb{R}$$

and furthermore the solution u is called *purely real* provided

$$\operatorname{Im} u(x) = 0, \quad x \in \mathbb{R}.$$

In the following proposition, we collect facts concerning solutions of PII equations that we will use later.

Proposition 2.1. *Let us assume that u is a solution of the PII equation (2.1).*

(a) *If $\alpha \in \mathbb{R}$ then the solution u is purely real if and only if the corresponding monodromy data (s_1, s_2, s_3) satisfies the condition*

$$s_3 = \bar{s}_1, \quad s_2 = -\bar{s}_2.$$

(b) *If $\alpha \in i\mathbb{R}$ then the solution u is purely imaginary if and only if the corresponding monodromy data (s_1, s_2, s_3) satisfies the condition*

$$s_3 = -\bar{s}_1, \quad s_2 = -\bar{s}_2.$$

(c) *If the solution u is purely imaginary, then it has no poles on the real line \mathbb{R} .*

Throughout this paper we will denote by $u(\cdot; \alpha, k)$ the solution of the PII equation, determined by the choice of the Stokes data

$$s_1 = -\sin(\pi\alpha) - ik, \quad s_2 = 0, \quad s_3 = -\sin(\pi\alpha) + ik, \quad \alpha, k \in \mathbb{C}.$$

In this notation we will sometimes write $u = u(\cdot; \alpha, k)$, where the notation α and k is suppressed for brevity. We say that u is a *real Ablowitz-Segur* solution of the PII equation provided

$$\alpha \in i\mathbb{R}, \quad k \in i\mathbb{R}. \quad (2.9)$$

Furthermore we call u a *purely imaginary Ablowitz-Segur* solution if it corresponds to the following monodromy data

$$\alpha \in (-1/2, 1/2), \quad k \in (-\cos(\pi\alpha), \cos(\pi\alpha)). \quad (2.10)$$

We are ready to formulate our first result.

Theorem 2.2. *If $u(\cdot; \alpha, k)$ is either a real or a purely imaginary Ablowitz-Segur solution for the PII equation such that $\alpha, k \in \mathbb{C}$ are such the Cauchy integral*

$$\int_{-\infty}^{+\infty} u(y; \alpha, k) dy := \lim_{T \rightarrow +\infty} \int_{-T}^T u(y; \alpha, k) dy \quad (2.11)$$

is convergent, then the following equality holds

$$\exp \left(\int_{-\infty}^{+\infty} u(y; \alpha, k) dy \right) = \frac{\cos(\pi\alpha) + k}{(\cos^2(\pi\alpha) - k^2)^{1/2}}. \quad (2.12)$$

Remark 2.3. Let us assume that $u(\cdot; \alpha, k)$ is a purely imaginary Ablowitz-Segur solution for the PII equation. In view of the equality

$$\cos(\pi\alpha) = \cosh(i\pi\alpha) = (e^{i\pi\alpha} + e^{-i\pi\alpha})/2$$

and the fact that $\alpha \in i\mathbb{R}$, it follows that $\cos(\pi\alpha)$ is a real number, greater than or equal to one. Moreover the formula (2.12) takes the form

$$\exp \left(\int_{-\infty}^{+\infty} u(y; \alpha, k) dy \right) = \exp(i \arg(\cos(\pi\alpha) + k)), \quad k \in i\mathbb{R}. \quad (2.13)$$

In [20, Chapter 11] it was proved that there is a function Z , holomorphic for $\lambda \in B(0, r)$ and $x \in X_0$ such that

$$\Psi(\lambda) = Z(\lambda)e^{-\theta(\lambda)\sigma_3}\lambda^{\alpha\sigma_3}, \quad \lambda \in \Omega_r, \quad x \in X_0. \quad (2.14)$$

Using the second equation of the Lax pair (2.8), we infer that

$$\begin{aligned} \frac{\partial Z(\lambda)}{\partial x} &= \frac{\partial \Psi(\lambda)}{\partial x} e^{\theta(\lambda)\sigma_3}\lambda^{-\alpha\sigma_3} + i\lambda\Psi(\lambda)\sigma_3 e^{\theta(\lambda)\sigma_3}\lambda^{-\alpha\sigma_3} \\ &= (-i\lambda\sigma_3 - u(x)\sigma_2)\Psi(\lambda)e^{\theta(\lambda)\sigma_3}\lambda^{-\alpha\sigma_3} + i\lambda\Psi(\lambda)\sigma_3 e^{\theta(\lambda)\sigma_3}\lambda^{-\alpha\sigma_3} \\ &= (-i\lambda\sigma_3 - u(x)\sigma_2)Z(\lambda) + i\lambda Z(\lambda)\sigma_3 = -i\lambda[\sigma_3, Z(\lambda)] - u(x)\sigma_2 Z(\lambda). \end{aligned}$$

Therefore, if we define $P(x) := Z(0, x)$, then, passing to the limit with $\lambda \rightarrow 0$, gives the following linear equation

$$\frac{\partial P(x)}{\partial x} = -u(x)\sigma_2 P(x), \quad x \in X_0. \quad (2.15)$$

Therefore, if we denote

$$v(x_1, x_2) := \int_{x_1}^{x_2} u(y) dy, \quad x_1, x_2 \in \mathbb{R}, \quad x_1 < x_2,$$

then solution of the equation (2.15) is expressed by the following formula

$$\begin{aligned} P(x) &= \begin{pmatrix} \frac{1}{2}(e^{v(0,x)} + e^{-v(0,x)}) & \frac{i}{2}(e^{v(0,x)} - e^{-v(0,x)}) \\ -\frac{i}{2}(e^{v(0,x)} - e^{-v(0,x)}) & \frac{1}{2}(e^{v(0,x)} + e^{-v(0,x)}) \end{pmatrix} P(0) \\ &= \begin{pmatrix} \cosh(v(0,x)) & i \sinh(v(0,x)) \\ -i \sinh(v(0,x)) & \cosh(v(0,x)) \end{pmatrix} P(0), \quad x \in \mathbb{R}, \end{aligned}$$

which implies that, for any $x > 0$, we have

$$P(x)P(-x)^{-1} = \begin{pmatrix} \frac{1}{2}(e^{v(-x,x)} + e^{-v(-x,x)}) & \frac{i}{2}(e^{v(-x,x)} - e^{-v(-x,x)}) \\ -\frac{i}{2}(e^{v(-x,x)} - e^{-v(-x,x)}) & \frac{1}{2}(e^{v(-x,x)} + e^{-v(-x,x)}) \end{pmatrix}. \quad (2.16)$$

Therefore the Cauchy integral formula (2.11) will be a consequence of studying asymptotic behavior of $P(x)$ as $x \rightarrow \pm\infty$. Our main tool will be the nonlinear steepest descent method that was initially introduced in [16] to study asymptotics of the modified KdV equation. The method was successfully used to study asymptotic problems concerning orthogonal polynomials, random matrices and Painlevé equations. In this paper we use the steepest descent method to study the asymptotics behavior of the matrices $P(x)$ and $P(-x)$ as $x \rightarrow +\infty$.

3. BESSEL FUNCTIONS AND AUXILIARY RIEMANN-HILBERT PROBLEMS

Let us introduce the auxiliary function $\hat{\Psi}^0(z)$, given by the formula

$$\hat{\Psi}^0(z) = B(z) \begin{pmatrix} v_1(z) & v_2(z) \\ v_1'(z) & v_2'(z) \end{pmatrix}, \quad \text{where } B(z) := \frac{1}{2}e^{-i\frac{\pi}{4}\sigma_3} \begin{pmatrix} 1 & 1 \\ -1 & 1 \end{pmatrix} \begin{pmatrix} 1 & 0 \\ -\alpha/z & 1 \end{pmatrix}$$

and the functions v_1, v_2 are defined by

$$v_1(z) := \sum_{k=0}^{\infty} \frac{\Gamma(\alpha + \frac{1}{2})z^{\alpha+2k}}{4^k k! \Gamma(\alpha + \frac{1}{2})} = 2^{\alpha-\frac{1}{2}} \Gamma(\alpha + \frac{1}{2}) e^{i\frac{\pi}{2}(\alpha-\frac{1}{2})} z^{\frac{1}{2}} J_{\alpha-\frac{1}{2}}(e^{-i\pi/2}z) \quad (3.1)$$

and

$$v_2(z) := \sum_{k=0}^{\infty} \frac{\Gamma(\frac{3}{2} - \alpha)z^{1-\alpha+2k}}{4^k k! \Gamma(\frac{3}{2} - \alpha)} = 2^{\frac{1}{2}-\alpha} \Gamma(\frac{3}{2} - \alpha) e^{i\frac{\pi}{2}(\frac{1}{2}-\alpha)} z^{\frac{1}{2}} J_{\frac{1}{2}-\alpha}(e^{-i\pi/2}z), \quad (3.2)$$

where J_ν are the classical Bessel function defined on the universal covering of the punctured complex plane $\mathbb{C} \setminus \{0\}$. It is known (see e.g. [5], [20]) that the function $\hat{\Psi}^0$ satisfies the linear differential equation

$$\frac{\partial}{\partial z} \hat{\Psi}_0(z) = (\sigma_3 - \frac{\alpha}{z} \sigma_2) \hat{\Psi}_0(z)$$

and the function $\hat{\Psi}_0(z)z^{-\alpha\sigma_3}$ is holomorphic on the complex plane \mathbb{C} . Let us introduce the following matrices

$$\hat{E} = \frac{\sqrt{\pi}}{2 \cos \pi \alpha} \begin{pmatrix} \frac{2^{1-\alpha}}{\Gamma(\frac{1}{2}+\alpha)} & 0 \\ 0 & \frac{2^\alpha}{\Gamma(\frac{3}{2}-\alpha)} \end{pmatrix} e^{i\frac{\pi}{4}\sigma_3} \begin{pmatrix} e^{-i\pi\alpha} & i \\ ie^{i\pi\alpha} & 1 \end{pmatrix},$$

$$\hat{S}_1 = \begin{pmatrix} 1 & 2 \sin \pi \alpha \\ 0 & 1 \end{pmatrix}, \quad \hat{S}_2 = \begin{pmatrix} 1 & 0 \\ -2 \sin \pi \alpha & 1 \end{pmatrix}.$$

Then the inductively defined functions

$$\hat{\Psi}^1(z) := \hat{\Psi}^0(z)\hat{E}, \quad \hat{\Psi}^2(z) := \hat{\Psi}^1(z)\hat{S}_1, \quad \hat{\Psi}^3(z) := \hat{\Psi}^2(z)\hat{S}_2$$

satisfy, for any $0 \leq k \leq 3$, the asymptotic relation

$$\hat{\Psi}^k(z) = (I - \frac{i\alpha}{2z} \sigma_1 + O(\frac{1}{z^2})) e^{z\sigma_3}, \quad z \rightarrow \infty, \quad (3.3)$$

with $\arg z \in (\pi(k - \frac{3}{2}), \pi(k + \frac{1}{2}))$ and the following equality holds

$$\sigma_2 \hat{\Psi}_{k+1}(e^{i\pi} z) \sigma_2 = \hat{\Psi}_k(z) \quad (3.4)$$

for $k = 1, 2, 3$ (see e.g. [5], [20]). It is also not difficult to check the useful equality

$$\hat{E} \hat{S}_1 = DE,$$

where the matrix E is given by the formula (4.2) and

$$D := \frac{\sqrt{\pi} e^{i\frac{\pi}{4}}}{2 \cos \pi \alpha} \begin{pmatrix} \frac{2^{1-\alpha} e^{-i\pi\alpha}}{p\Gamma(1/2+\alpha)} & 0 \\ 0 & \frac{2^\alpha e^{i\pi\alpha}}{q\Gamma(3/2-\alpha)} \end{pmatrix}.$$

Lemma 3.1. *The following convergence holds*

$$\lim_{z \rightarrow 0} \hat{\Phi}^0(z) z^{-\alpha\sigma_3} = \frac{1}{2} e^{-i\frac{\pi}{4}\sigma_3} \begin{pmatrix} 1 & 1 \\ -1 & 1 \end{pmatrix} \begin{pmatrix} 1 & 0 \\ 0 & 1 - 2\alpha \end{pmatrix}.$$

Proof. From the definition of $\hat{\Phi}^0(z)$ it follows that

$$\hat{\Phi}^0(z) z^{-\alpha\sigma_3} = \frac{1}{2} e^{-i\frac{\pi}{4}\sigma_3} \begin{pmatrix} 1 & 1 \\ -1 & 1 \end{pmatrix} \begin{pmatrix} 1 & 0 \\ -\alpha/z & 1 \end{pmatrix} \begin{pmatrix} v_1(z) & v_2(z) \\ v'_1(z) & v'_2(z) \end{pmatrix} \begin{pmatrix} z^{-\alpha} & 0 \\ 0 & z^\alpha \end{pmatrix}.$$

On the other hand, we have

$$\begin{aligned} C(z) &:= \begin{pmatrix} 1 & 0 \\ -\alpha/z & 1 \end{pmatrix} \begin{pmatrix} v_1(z) & v_2(z) \\ v'_1(z) & v'_2(z) \end{pmatrix} \begin{pmatrix} z^{-\alpha} & 0 \\ 0 & z^\alpha \end{pmatrix} \\ &= \begin{pmatrix} 1 & 0 \\ -\alpha/z & 1 \end{pmatrix} \begin{pmatrix} v_1(z)z^{-\alpha} & v_2(z)z^\alpha \\ v'_1(z)z^{-\alpha} & v'_2(z)z^\alpha \end{pmatrix} \\ &= \begin{pmatrix} v_1(z)z^{-\alpha} & v_2(z)z^\alpha \\ -\alpha v_1(z)z^{-\alpha-1} + v'_1(z)z^{-\alpha} & -\alpha v_2(z)z^{\alpha-1} + v'_2(z)z^\alpha \end{pmatrix}. \end{aligned} \quad (3.5)$$

Using the formula (3.1), we have

$$v_1'(z)z^{-\alpha} = \alpha z^{-1} \sum_{k=0}^{\infty} \frac{\Gamma(\alpha + \frac{1}{2})z^{2k}}{4^k k! \Gamma(\alpha + \frac{1}{2} + k)} + \sum_{k=1}^{\infty} 2k \frac{\Gamma(\alpha + \frac{1}{2})z^{2k-1}}{4^k k! \Gamma(\alpha + \frac{1}{2} + k)}$$

and consequently

$$-\alpha v_1(z)z^{-\alpha-1} + v_1'(z)z^{-\alpha} = \sum_{k=1}^{\infty} 2k \frac{\Gamma(\alpha + \frac{1}{2})z^{2k-1}}{4^k k! \Gamma(\alpha + \frac{1}{2} + k)}. \quad (3.6)$$

On the other hand, from the formula (3.1), it follows that

$$\begin{aligned} v_2'(z)z^{\alpha} &= -\alpha z^{-1} \sum_{k=0}^{\infty} \frac{\Gamma(\frac{3}{2} - \alpha)z^{2k+1}}{4^k k! \Gamma(\frac{3}{2} - \alpha + k)} + \sum_{k=0}^{\infty} (2k+1) \frac{\Gamma(\frac{3}{2} - \alpha)z^{2k}}{4^k k! \Gamma(\frac{3}{2} - \alpha + k)} \\ &= -\alpha \sum_{k=0}^{\infty} \frac{\Gamma(\frac{3}{2} - \alpha)z^{2k}}{4^k k! \Gamma(\frac{3}{2} - \alpha + k)} + \sum_{k=0}^{\infty} (2k+1) \frac{\Gamma(\frac{3}{2} - \alpha)z^{2k}}{4^k k! \Gamma(\frac{3}{2} - \alpha + k)}, \end{aligned}$$

which gives

$$-\alpha v_2(z)z^{\alpha-1} + v_2'(z)z^{\alpha} = \sum_{k=0}^{\infty} (2k+1-2\alpha) \frac{\Gamma(\frac{3}{2} - \alpha)z^{2k}}{4^k k! \Gamma(\frac{3}{2} - \alpha + k)}. \quad (3.7)$$

Combining (3.1), (3.2), (3.6) and (3.7), we infer that

$$\lim_{z \rightarrow 0} C(z) = C(0) = \begin{pmatrix} 1 & 0 \\ 0 & 1 - 2\alpha \end{pmatrix},$$

which finally gives

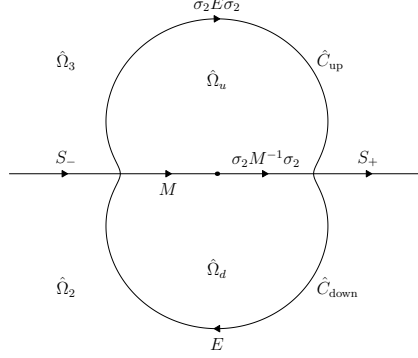
$$\lim_{z \rightarrow 0} \hat{\Phi}^0(z)z^{-\alpha\sigma_3} = \frac{1}{2} e^{-i\frac{\pi}{4}\sigma_3} \begin{pmatrix} 1 & 1 \\ -1 & 1 \end{pmatrix} \begin{pmatrix} 1 & 0 \\ 0 & 1 - 2\alpha \end{pmatrix}$$

and the proof of lemma is completed. \square

3.1. RH-problem for the positive half-line. We intend to formulate an auxiliary RH problem that we will use in the deformation of the RH problem graph for $\Phi(\cdot, x)$ in the case when the parameter x belongs to the positive real-line. To this end, let us assume that $z : \mathbb{C} \rightarrow \mathbb{C}$ is a map given by the formula

$$z(\lambda) := -\theta(\lambda) = -i(4\lambda^3/3 + x\lambda), \quad \lambda \in \mathbb{C}. \quad (3.8)$$

If we define $R := \frac{1}{4}|x|^{1/2}$ then it is not difficult to check that z is an injective map on $B(0, R)$. Then the open mapping theorem for holomorphic functions implies that the set $V := z(B(0, R))$ is open and the inverse mapping $z^{-1} : V \rightarrow B(0, R)$ is also a holomorphic function. We introduce in the complex z -plane the contour $\hat{\Sigma} = \mathbb{R} \cup \hat{C}$, depicted on Figure 2, which consists of the real axis oriented from the left to the right and the oriented closed Jordan curve $\hat{C} = z(C)$, where z is given by the formula (3.8).

FIGURE 2. The contour $\hat{\Sigma}$ for the local parametrix.

The curve \hat{C} is divided by the real axis in the lower \hat{C}_{down} and upper \hat{C}_{up} arcs. The part \hat{C}_{down} of the oriented contour \hat{C} lies below the real axis and it is image $z(C_r)$, where $C_r = \{\lambda \in \mathbb{C} \mid |\lambda| = r, \operatorname{Re} \lambda \geq 0\}$ is the right part of the oriented circle C . Similarly the oriented contour \hat{C}_{up} lies above the real axis and it is image $z(C_l)$, where $C_l = \{\lambda \in \mathbb{C} \mid |\lambda| = r, \operatorname{Re} \lambda \leq 0\}$ is the left part of C . The contour divides the complex z -plane into four regions: $\hat{\Omega}_2$, which is the exterior of the circle in the lower half of the complex z -plane, $\hat{\Omega}_3$, which is the exterior of the circle in the upper half of the complex z -plane, $\hat{\Omega}_d$, which is the lower half of the interior of the circle \hat{C} and $\hat{\Omega}_u$, which is the upper half of the interior of the circle. We are now ready to define the function $\hat{\Psi}(z)$ as follows

$$\hat{\Psi}(z) = \begin{cases} \hat{\Psi}^2(z) & \pi \leq \arg z \leq 2\pi, \quad \text{if } z \in \hat{\Omega}_2, \\ \hat{\Psi}^3(z) & 2\pi \leq \arg z \leq 3\pi, \quad \text{if } z \in \hat{\Omega}_3, \\ \hat{\Psi}^0(z)D & \pi \leq \arg z \leq 2\pi, \quad \text{if } z \in \hat{\Omega}_d, \\ \sigma_2 \hat{\Psi}^0(e^{-i\pi}z)D\sigma_2 & 2\pi \leq \arg z \leq 3\pi, \quad \text{if } z \in \hat{\Omega}_u. \end{cases}$$

Lemma 3.2. *For any $z \in \hat{\Omega}_u$ then following equality holds*

$$\hat{\Psi}(z)\sigma_2 E \sigma_2 = \hat{\Psi}^0(e^{2\pi i}z)DE\hat{S}_2.$$

Proof. Let us observe that combining the equality $\hat{E}\hat{S}_1 = DE$ with the relation (3.4), implies that

$$\begin{aligned} \hat{\Psi}(z)\sigma_2 E \sigma_2 &= \sigma_2 \hat{\Psi}^0(e^{2\pi i}e^{-i\pi}z)DE\sigma_2 = \sigma_2 \hat{\Psi}^0(e^{\pi i}z)\hat{E}\hat{S}_1\sigma_2 \\ &= \sigma_2 \hat{\Psi}^1(e^{\pi i}z)\hat{S}_1\sigma_2 = \sigma_2 \hat{\Psi}^2(e^{\pi i}z)\sigma_2 = \hat{\Psi}^3(e^{2\pi i}z) \\ &= \hat{\Psi}^0(e^{2\pi i}z)\hat{E}\hat{S}_1\hat{S}_2 = \hat{\Psi}^0(e^{2\pi i}z)DE\hat{S}_2 \end{aligned}$$

and the proof of lemma is completed. \square

The Riemann-Hilbert problem from the following proposition will play a crucial role in evaluating of the limiting values of $P(x)$ as $x \rightarrow +\infty$. Using it, we will be able to construct local parametrix for a steepest descent contour around the origin. For the proof of the proposition we refer the reader to [20, Section 11.6].

Proposition 3.3. *The function $\hat{\Psi}(z)$ solves the following RH problem.*

- (a) *The function $\hat{\Psi}|_{\hat{\Omega}_d}(z)z^{-\alpha\sigma_3}$ is holomorphic on the set $\{z \in \mathbb{C} \mid |z| \leq \hat{r}\}$.*
- (b) *The left and the right limit of $\hat{\Psi}(z)$ satisfies the relation (see Figure 2)*

$$\hat{\Psi}_+(z) = \hat{\Psi}_-(z)\hat{S}(z), \quad z \in \hat{\Sigma},$$

where the matrix \hat{S} is given by

$$\hat{S}(z) := \begin{cases} S_+ := \hat{S}_2, & \text{for } z \in \mathbb{R}, z > \hat{r}, \\ S_- := \hat{S}_1^{-1}, & \text{for } z \in \mathbb{R}, z < -\hat{r} \end{cases}$$

and furthermore

$$\begin{aligned} \hat{S}(z) &= M, \quad -\hat{r} < z < 0, \quad \hat{S}(z) = \sigma_2 M^{-1} \sigma_2, \quad 0 < z < \hat{r}, \\ \hat{S}(z) &= E, \quad z \in \hat{C}_{\text{down}}, \quad \hat{S}(z) = \sigma_2 E \sigma_2, \quad z \in \hat{C}_{\text{up}}. \end{aligned}$$

(c) We have the asymptotic behavior

$$\hat{\Psi}(z) = (I + O(z^{-1}))e^{z\sigma_3} \rightarrow I, \quad z \rightarrow \infty.$$

3.2. RH-problem for the negative half-line. We proceed to construction of an auxiliary RH problem that we will use in the deformation of the RH problem contour for $\Phi(\cdot, x)$, where the parameter x comes from the negative real-line. We begin with the function $\hat{L}(z)$, given by the formulas

$$\begin{aligned} \hat{L}(z) &= \hat{\Phi}(z), \quad z \in \hat{\Omega}_2 \cup \hat{\Omega}_3, \quad \hat{L}(z) = \hat{\Phi}(z)\sigma_2 E \sigma_2, \quad z \in \hat{\Omega}_u, \\ \hat{L}(z) &= \hat{\Phi}(z)E, \quad z \in \hat{\Omega}_d. \end{aligned}$$

Let us observe that the function $\hat{L}(z)$ is a solution of the following RH problem that we continue to denote by (RH2).

(a) The function \hat{L} is holomorphic on $\mathbb{C} \setminus \mathbb{R}$.

(b) On the contour $\Sigma_{\hat{L}}$, the function $\hat{L}(z)$ satisfies the following jump relations

$$\hat{L}_+(\eta) = \hat{L}_-(\eta)J_{\hat{L}}(\eta), \quad \eta \in \mathbb{R}, \quad (3.9)$$

where the jump matrix $J_{\hat{L}}$ are shown on the left diagram of Figure 3.

(c) At $z = 0$ the function $\hat{L}(z)$ has the following behaviors

$$\hat{L}(z) = O \begin{pmatrix} |z|^{-\alpha} & |z|^{-\alpha} \\ |z|^{-\alpha} & |z|^{-\alpha} \end{pmatrix}, \quad \arg z \in (-\pi, \pi), \quad \text{if } 0 < \text{Re } \alpha < \frac{1}{2}$$

and furthermore

$$\hat{L}(z) = O \begin{pmatrix} |z|^\alpha & |z|^\alpha \\ |z|^\alpha & |z|^\alpha \end{pmatrix}, \quad \arg z \in (-\pi, \pi), \quad \text{if } -\frac{1}{2} < \text{Re } \alpha \leq 0.$$

(d) We have the following asymptotic behavior

$$\hat{L}(z) = (I + O(z^{-1}))e^{iz\sigma_3}, \quad z \rightarrow \infty. \quad (3.10)$$

Checking that the function $\hat{L}(z)$ satisfies the conditions (a), (b) and (d) is a straight-

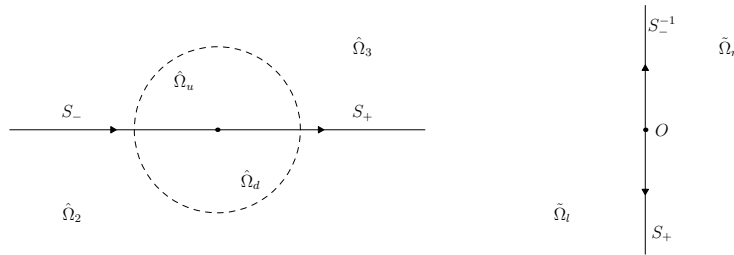


FIGURE 3. Left: the contour deformation between $\hat{\Sigma}$ and \mathbb{R} . Right: the contour $i\mathbb{R}$ together with jump matrix $J_{\hat{L}}$.

forward consequence of Proposition 3.3. Furthermore the fact that $\hat{L}(z)$ satisfies also the point (c) follows immediately from the following lemma.

Lemma 3.4. *Let us assume that $A(\lambda)$ and $B(\lambda)$ are families of 2×2 complex matrices defined on a neighborhood of the origin such that for $\lambda \rightarrow 0$ we have*

$$A(\lambda) = \begin{pmatrix} a_{11}(\lambda) & a_{12}(\lambda) \\ a_{21}(\lambda) & a_{22}(\lambda) \end{pmatrix} = O \begin{pmatrix} 1 & 1 \\ 1 & 1 \end{pmatrix}, \quad B(\lambda) = \begin{pmatrix} b_{11}(\lambda) & b_{12}(\lambda) \\ b_{21}(\lambda) & b_{22}(\lambda) \end{pmatrix} = O \begin{pmatrix} 1 & 1 \\ 1 & 1 \end{pmatrix}.$$

If $0 \leq \operatorname{Re} \alpha < 1/2$, then we have the following asymptotic behavior

$$A(\lambda)\lambda^{\alpha\sigma_3}B(\lambda) = O \begin{pmatrix} |\lambda|^{-\alpha} & |\lambda|^{-\alpha} \\ |\lambda|^{-\alpha} & |\lambda|^{-\alpha} \end{pmatrix}, \quad \lambda \rightarrow 0$$

and furthermore if $1/2 < \operatorname{Re} \lambda < 0$, then

$$A(\lambda)\lambda^{\alpha\sigma_3}B(\lambda) = O \begin{pmatrix} |\lambda|^\alpha & |\lambda|^\alpha \\ |\lambda|^\alpha & |\lambda|^\alpha \end{pmatrix} \quad \lambda \rightarrow 0.$$

Proof. Indeed, suppressing the notation λ for brevity, we have

$$\begin{aligned} A\lambda^{\alpha\sigma_3}B &= \begin{pmatrix} a_{11} & a_{12} \\ a_{21} & a_{22} \end{pmatrix} \begin{pmatrix} \lambda^\alpha & 0 \\ 0 & \lambda^{-\alpha} \end{pmatrix} \begin{pmatrix} b_{11} & b_{12} \\ b_{21} & b_{22} \end{pmatrix} = \begin{pmatrix} a_{11}\lambda^\alpha & a_{12}\lambda^{-\alpha} \\ a_{21}\lambda^\alpha & a_{22}\lambda^{-\alpha} \end{pmatrix} \begin{pmatrix} b_{11} & b_{12} \\ b_{21} & b_{22} \end{pmatrix} \\ &= \begin{pmatrix} a_{11}b_{11}\lambda^\alpha + a_{12}b_{21}\lambda^{-\alpha} & a_{11}b_{12}\lambda^\alpha + a_{12}b_{22}\lambda^{-\alpha} \\ a_{21}b_{11}\lambda^\alpha + a_{22}b_{21}\lambda^{-\alpha} & a_{21}b_{12}\lambda^\alpha + a_{22}b_{22}\lambda^{-\alpha} \end{pmatrix} \end{aligned}$$

and therefore, if $0 \leq \operatorname{Re} \alpha < 1/2$ then

$$A(\lambda)\lambda^{\alpha\sigma_3}B(\lambda) = \begin{pmatrix} O(|\lambda|^{-\alpha}) & O(|\lambda|^{-\alpha}) \\ O(|\lambda|^{-\alpha}) & O(|\lambda|^{-\alpha}) \end{pmatrix} = O \begin{pmatrix} |\lambda|^{-\alpha} & |\lambda|^{-\alpha} \\ |\lambda|^{-\alpha} & |\lambda|^{-\alpha} \end{pmatrix}, \quad \lambda \rightarrow 0.$$

On the other hand, if $1/2 < \operatorname{Re} \lambda < 0$, then

$$A(\lambda)\lambda^{\alpha\sigma_3}B(\lambda) = \begin{pmatrix} O(|\lambda|^\alpha) & O(|\lambda|^\alpha) \\ O(|\lambda|^\alpha) & O(|\lambda|^\alpha) \end{pmatrix} = O \begin{pmatrix} |\lambda|^\alpha & |\lambda|^\alpha \\ |\lambda|^\alpha & |\lambda|^\alpha \end{pmatrix}, \quad \lambda \rightarrow 0$$

and the proof of the lemma is completed. \square

Let us introduce the following sets $\tilde{\Omega}_r := \{\operatorname{Re} z > 0\}$ and $\tilde{\Omega}_l := \{\operatorname{Re} z < 0\}$. Rotating the Riemann-Hilbert problem (RH2) by $\pi/2$, we easily can see that the function $\tilde{L}(z)$ given by the formula

$$\tilde{L}(z) := \hat{L}(iz), \quad z \in \tilde{\Omega}_r \cup \tilde{\Omega}_l, \quad (3.11)$$

is a solution of the following RH problem.

- (a) The function $\tilde{L}(z)$ is an analytic function on $\mathbb{C} \setminus i\mathbb{R}$.
- (b) On the contour $\Sigma_{\tilde{L}}$ the function $\tilde{L}(z)$ satisfies the following jump relations

$$\tilde{L}_+(z) = \tilde{L}_-(z)J_{\tilde{L}}(z), \quad z \in \Sigma_{\tilde{L}} = i\mathbb{R}, \quad (3.12)$$

where the jump $J_{\tilde{L}}$ are given on the right diagram of Figure 3.

- (c) At the point $z = 0$ the function $\tilde{L}(z)$ has the following behaviors

$$\tilde{L}(z) = O \begin{pmatrix} |z|^{-\alpha} & |z|^{-\alpha} \\ |z|^{-\alpha} & |z|^{-\alpha} \end{pmatrix}, \quad \arg z \in (-\pi, \pi), \quad \text{if } 0 < \operatorname{Re} \alpha < \frac{1}{2}$$

and furthermore

$$\tilde{L}(z) = O \begin{pmatrix} |z|^\alpha & |z|^\alpha \\ |z|^\alpha & |z|^\alpha \end{pmatrix}, \quad \arg z \in (-\pi, \pi), \quad \text{if } -\frac{1}{2} < \operatorname{Re} \alpha \leq 0.$$

(d) We have the following asymptotic behavior at infinity

$$\tilde{L}(z) = (I + O(z^{-1}))e^{iz\sigma_3}, \quad z \rightarrow \infty. \quad (3.13)$$

Since we consider the purely real and purely imaginary Ablowitz-Segur solutions, from (2.9) and (2.10) it follows that

$$s_1 + s_3 = -2 \sin(\pi\alpha).$$

This implies that

$$S_+ = \begin{pmatrix} 1 & 0 \\ -2\sin(\pi\alpha) & 1 \end{pmatrix} = \begin{pmatrix} 1 & 0 \\ s_1 & 1 \end{pmatrix} \begin{pmatrix} 1 & 0 \\ s_3 & 1 \end{pmatrix}$$

and furthermore

$$S_-^{-1} = \begin{pmatrix} 1 & 2\sin(\pi\alpha) \\ 0 & 1 \end{pmatrix} = \begin{pmatrix} 1 & -s_1 \\ 0 & 1 \end{pmatrix} \begin{pmatrix} 1 & -s_3 \\ 0 & 1 \end{pmatrix},$$

where the matrices S_+ and S_- were defined by (4.3). Let us present the sets $\tilde{\Omega}_l$ and $\tilde{\Omega}_r$ in the form of the following sums

$$\tilde{\Omega}_r = \bar{\Omega}_r^1 \cup \bar{\Omega}_r^2 \cup \bar{\Omega}_r^3, \quad \tilde{\Omega}_l = \bar{\Omega}_l^1 \cup \bar{\Omega}_l^2 \cup \bar{\Omega}_l^3,$$

as it is depicted on Figure 4. Then it is not difficult to check that $\tilde{\Omega}_r = \bar{\Omega}_r^1 \cup \bar{\Omega}_r^2 \cup \bar{\Omega}_r^3$

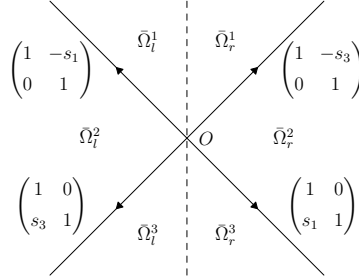


FIGURE 4. Contour deformation between $i\mathbb{R}$ and $\Sigma_{\bar{L}}$.

and $\tilde{\Omega}_l = \bar{\Omega}_l^1 \cup \bar{\Omega}_l^2 \cup \bar{\Omega}_l^3$ and we can define the function $\bar{L}(z)$ by the formulas

$$\begin{aligned} \bar{L}(z) &:= \tilde{L}(z) \begin{pmatrix} 1 & -s_3 \\ 0 & 1 \end{pmatrix}, \quad z \in \bar{\Omega}_r^1, \quad \bar{L}(z) := \tilde{L}(z) \begin{pmatrix} 1 & 0 \\ s_1 & 1 \end{pmatrix}^{-1}, \quad z \in \bar{\Omega}_r^3 \\ \bar{L}(z) &:= \tilde{L}(z) \begin{pmatrix} 1 & -s_1 \\ 0 & 1 \end{pmatrix}^{-1}, \quad z \in \bar{\Omega}_l^1, \quad \bar{L}(z) := \tilde{L}(z) \begin{pmatrix} 1 & 0 \\ s_3 & 1 \end{pmatrix}, \quad z \in \bar{\Omega}_l^3 \\ \bar{L}(z) &= \tilde{L}(z), \quad z \in \bar{\Omega}_r^2 \cup \bar{\Omega}_l^2 \end{aligned}$$

The following theorem will be used in the definition of the parametrix for the steepest descent graph in the neighborhood of the origin. The parametrix will be used in evaluating the limiting values of $P(x)$ as $x \rightarrow -\infty$.

Theorem 3.5. *The function $\bar{L}(\eta)$ satisfies the following RH problem.*

- (a) *The function $\bar{L}(\eta)$ is an analytic function on $\mathbb{C} \setminus \Sigma_{\bar{L}}$;*
 (b) *On the contour $\Sigma_{\bar{L}}$, the following jump relation is satisfied*

$$\bar{L}_+(\eta) = \bar{L}_-(\eta)J_{\bar{L}}(\eta), \quad \eta \in \Sigma_{\bar{L}}, \quad (3.14)$$

where the contour $\Sigma_{\bar{L}}$ and the jump $J_{\bar{L}}$ are given on the Figure 4.

- (c) *If $0 < \operatorname{Re} \alpha < 1/2$, then the function $\bar{L}(\eta)$ has the following asymptotic behavior*

$$\bar{L}(\eta) = O \begin{pmatrix} |\eta|^{-\alpha} & |\eta|^{-\alpha} \\ |\eta|^{-\alpha} & |\eta|^{-\alpha} \end{pmatrix}, \quad \eta \rightarrow 0, \quad (3.15)$$

and furthermore, for $-1/2 < \operatorname{Re} \alpha \leq 0$, we have

$$\bar{L}(\eta) = O \begin{pmatrix} |\eta|^\alpha & |\eta|^\alpha \\ |\eta|^\alpha & |\eta|^\alpha \end{pmatrix}, \quad \eta \rightarrow 0. \quad (3.16)$$

- (d) *The function $\bar{L}(\eta)$ has the following behavior at infinity*

$$\bar{L}(\eta) = (I + O(\eta^{-1})) e^{i\eta\sigma_3}, \quad \eta \rightarrow \infty. \quad (3.17)$$

Proof. It is not difficult to check that the function $\bar{L}(z)$ satisfies conditions (a) and (b). On the other hand, by the formula (3.11) and Lemma 3.4, we infer that the point (c) holds true. To check that (d) is valid, let us observe that the asymptotic condition (3.13), implies that

$$\bar{L}(\eta) = (I + O(\eta^{-1})) e^{i\eta\sigma_3}, \quad \eta \rightarrow \infty, \quad \eta \in \bar{\Omega}_r^2 \cup \bar{\Omega}_l^2. \quad (3.18)$$

Furthermore, for $\eta \in \bar{\Omega}_r^1 \cup \bar{\Omega}_l^1$, we have

$$\bar{L}(\eta)e^{-i\eta\sigma_3} = \tilde{L}(\eta)e^{-i\eta\sigma_3} \begin{pmatrix} 1 & ce^{2i\eta} \\ 0 & 1 \end{pmatrix},$$

where the parameter c is either $-s_1$ or $-s_3$. Consequently we can write

$$\bar{L}(\eta)e^{-i\eta\sigma_3} - I = (\tilde{L}(\eta)e^{-i\eta\sigma_3} - I) \begin{pmatrix} 1 & ce^{2i\eta} \\ 0 & 1 \end{pmatrix} + \begin{pmatrix} 1 & ce^{2i\eta} \\ 0 & 1 \end{pmatrix} - I. \quad (3.19)$$

Considering the polar coordinates $\eta = |\eta|e^{i\varphi}$, we infer that the argument φ is an element of the interval $(\pi/4, 3\pi/4)$, whenever $\eta \in \bar{\Omega}_r^1 \cup \bar{\Omega}_l^1$, which implies that

$$|e^{2i\eta}| = |e^{2i|\eta|\cos\varphi}e^{-2|\eta|\sin\varphi}| \leq e^{-2|\eta|\sin\varphi} \leq e^{-\sqrt{2}|\eta|}, \quad \eta \in \bar{\Omega}_r^1 \cup \bar{\Omega}_l^1.$$

Combining this with (3.19), we deduce that

$$\bar{L}(\eta)e^{-i\eta\sigma_3} - I = O(\eta^{-1}), \quad \eta \rightarrow \infty, \quad \eta \in \bar{\Omega}_r^1 \cup \bar{\Omega}_l^1.$$

Arguing in the similar way we can write

$$\bar{L}(\eta)e^{-i\eta\sigma_3} = \tilde{L}(\eta)e^{-i\eta\sigma_3} \begin{pmatrix} 1 & 0 \\ de^{-2i\eta} & 1 \end{pmatrix}, \quad \lambda \in \bar{\Omega}_r^3 \cup \bar{\Omega}_l^3,$$

where the parameter d is equal to either s_1 or s_3 . Then we can write

$$\bar{L}(\eta)e^{-i\eta\sigma_3} - I = (\tilde{L}(\eta)e^{-i\eta\sigma_3} - I) \begin{pmatrix} 1 & 0 \\ s_1e^{-2i\eta} & 1 \end{pmatrix} + \begin{pmatrix} 1 & 0 \\ s_1e^{-2i\eta} & 1 \end{pmatrix} - I. \quad (3.20)$$

Considering the parameter η in polar coordinates once again, we have $\varphi \in (3\pi/2, 7\pi/4)$ for $\eta \in \bar{\Omega}_r^3 \cup \bar{\Omega}_l^3$, and hence

$$|e^{-2i\eta}| = |e^{-2i|\eta|\cos\varphi} e^{2|\eta|\sin\varphi}| \leq e^{2|\eta|\sin\varphi} \leq e^{-\sqrt{2}|\eta|}, \quad \eta \in \bar{\Omega}_r^3 \cup \bar{\Omega}_l^3 \quad (3.21)$$

By (3.21) and (3.20), we obtain

$$\bar{L}(\eta)e^{-i\eta\sigma_3} - I = O(\eta^{-1}), \quad \eta \rightarrow \infty, \quad \eta \in \bar{\Omega}_r^3 \cup \bar{\Omega}_l^3$$

and the proof of theorem is completed. \square

4. STEEPEST DESCENT ANALYSIS FOR POSITIVE PARAMETERS

4.1. Contour deformation. In this subsection we recall in detail the deformation of the graph Σ of the RH problem for Φ , to the steepest descent contour in the case when $x > 0$. The deformation can be found in [20], [27] and is the first step in evaluating the limit of $P(x)$ as $x \rightarrow +\infty$. We start with the observation that deforming the contour Σ if necessary, with out loss of generality we can assume that the radius $r > 0$ of the circle C satisfies the inequality $\frac{1}{4}x^{1/2} > r$. Furthermore, in view of the assumption $s_2 = 0$, we see that $S_2 = S_5 = I$ and therefore the diagram Σ on Figure 1 takes the form depicted on Figure 5, where we denote $\Omega_u := \Omega_2 \cup \Omega_3$ and $\Omega_d := \Omega_5 \cup \Omega_6$. By (2.2) the remaining Stokes multipliers s_1, s_3 satisfy the constraint condition

$$s_1 + s_3 = -2\sin(\pi\alpha) \quad (4.1)$$

and the direct calculations show that the connection matrix E has the form

$$E = \begin{pmatrix} p & 0 \\ 0 & q \end{pmatrix} \begin{pmatrix} 1 & ie^{-i\pi\alpha} \\ 1 & -ie^{i\pi\alpha} \end{pmatrix}, \quad \text{where } pq = -\frac{1}{2i\cos(\pi\alpha)}. \quad (4.2)$$

Assume that $\lambda_{\pm} := \pm \frac{i}{2}\sqrt{x}$ are stationary points for the phase function $\theta(\lambda)$. We

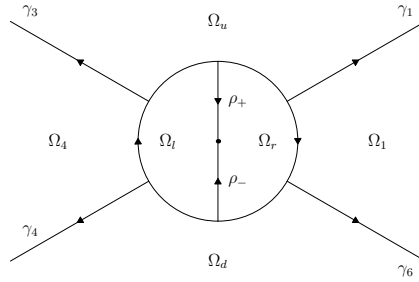


FIGURE 5. The contour Σ for the RH problem with $s_2 = 0$.

are looking for the steepest descent paths passing through the stationary points λ_{\pm} . To this end we consider the equation $\text{Im } \theta(z) = \text{Im } \lambda_{\pm} = 0$. Solving this equation we obtain and therefore the steepest descent paths are vertical line passing through the origin and the graphs of functions $b_{\pm} : \mathbb{R} \rightarrow \mathbb{C}$, given by

$$b_+(a) = \left(\frac{1}{3}a^2 + \frac{1}{4}x \right)^{1/2} \quad \text{and} \quad b_-(a) = - \left(\frac{1}{3}b^2 + \frac{1}{4}x \right)^{1/2}, \quad a \in \mathbb{R}.$$

Then we have $b_{\pm}(0) = \pm \frac{i}{2}\sqrt{x}$ and the following asymptotic properties

$$\lim_{b \rightarrow \pm\infty} \frac{b_+(b)}{b} = \pm \frac{\sqrt{3}}{3}, \quad \lim_{b \rightarrow \pm\infty} \frac{b_-(b)}{b} = \mp \frac{\sqrt{3}}{3}.$$

Let us assume that

$$\gamma_+(t) := t + ib_+(t), \quad t \in \mathbb{R}$$

is the level curve $\text{Im } \theta(\lambda) = 0$, passing through the stationary phase point $\lambda_+ = \frac{i}{2}x^{1/2}$ and asymptotic to the rays $\arg \lambda = \frac{\pi}{6}, \frac{5\pi}{6}$. Similarly, we denote by

$$\gamma_-(t) := t + ib_-(t), \quad t \in \mathbb{R},$$

the level curve passing through the stationary phase point $\lambda_- = -\frac{i}{2}x^{1/2}$ and asymptotic to the rays $\arg \lambda = -\frac{\pi}{6}, -\frac{5\pi}{6}$. We consider the contour Γ depicted on the Figure 6 consisting of γ_{\pm} and the steepest descent curves ℓ_1 and ℓ_2 that are vertical segments connecting the origin with the respective stationary points λ_+ and λ_- . The steepest descent paths divide Ω_u and Ω_d on the sum of open regions $\Omega_u = \Omega_u^1 \cup \Omega_u^2 \cup \Omega_u^3$ and $\Omega_d = \Omega_d^1 \cup \Omega_d^2 \cup \Omega_d^3$, respectively. Let us define the sets

$$\Omega_e^1 := \Omega_u^3 \cup \Omega_1 \cup \Omega_d^3, \quad \Omega_e^4 := \Omega_u^2 \cup \Omega_4 \cup \Omega_d^2$$

together with the matrices $S_+ := S_1 S_3$ and $S_- := S_6^{-1} S_4^{-1}$. Since $s_2 = 0$, from the constraint condition (4.1), it follows that

$$S_+ = \begin{pmatrix} 1 & 0 \\ -2\sin(\pi\alpha) & 1 \end{pmatrix}, \quad S_- = \begin{pmatrix} 1 & -2\sin(\pi\alpha) \\ 0 & 1 \end{pmatrix}. \quad (4.3)$$

Let us consider the function Ψ given by the following formulas

$$\begin{aligned} \Psi(\lambda) &= \Phi(\lambda), \quad \lambda \in \Omega_1 \cup \Omega_4 \cup \Omega_r \cup \Omega_l \cup \Omega_u \cup \Omega_d, \\ \Psi(\lambda) &= \Phi(\lambda) S_1^{-1}, \quad \lambda \in \Omega_u^3, \quad \Psi(\lambda) = \Phi(\lambda) S_6, \quad \lambda \in \Omega_d^3, \\ \Psi(\lambda) &= \Phi(\lambda) S_3, \quad \lambda \in \Omega_u^2, \quad \Psi(\lambda) = \Phi(\lambda) S_4^{-1}, \quad \lambda \in \Omega_d^2. \end{aligned}$$

Then the function Ψ is a solution of the following RH problem on the contour Γ

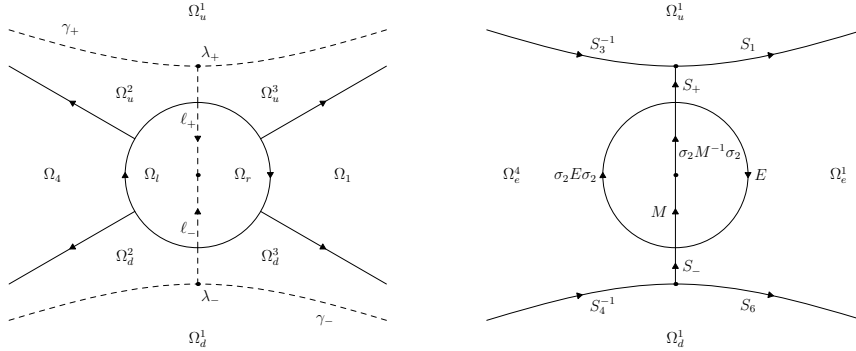


FIGURE 6. Left: contour deformation between Σ and the steepest descent diagram Γ . Right: the contour Γ together with the jump matrices.

(see the right diagram of Figure 6), which we denote by (RH3).

- (a) For any $k \in \{u, d\}$, the restrictions of the function Ψ to the sets Ω_k^1 and Ω_k^1 are holomorphic on Ω_k^1 and continuous up to the closure of Ω_k^1 . Furthermore, for any $l \in \{1, 4\}$, the restrictions of the function Ψ to the sets Ω_e^l and Ω_e^l are holomorphic on Ω_e^l and continuous up to the closure of Ω_e^l .

- (b) The restrictions $\Psi_r := \Psi|_{\Omega_r}$ and $\Psi_l := \Psi|_{\Omega_l}$ are holomorphic on Ω_r and Ω_l , respectively, and, for any sufficiently small $\varepsilon > 0$,

$$\Psi_r \in C(\overline{\Omega_r^\varepsilon}), \quad \Psi_l \in C(\overline{\Omega_l^\varepsilon}),$$

where $\Omega_r^\varepsilon := \Omega_r \setminus \{\lambda \in \mathbb{C} \mid |\lambda| < \varepsilon\}$ and $\Omega_l^\varepsilon := \Omega_l \setminus \{\lambda \in \mathbb{C} \mid |\lambda| < \varepsilon\}$.

- (c) If Ψ^+ and Ψ^- are the limits of the function Ψ from the left and right side of Γ , respectively, then the following jump relation is satisfied

$$\Psi^+(\lambda) = \Psi^-(\lambda)S_0(\lambda), \quad \lambda \in \Sigma_\Psi,$$

where the jump matrix is such that

$$S_0(\lambda) = S(\lambda), \quad \lambda \in C \cup \rho_+ \cup \rho_- \quad \text{and} \quad S_0(\lambda) = S_\pm, \quad \lambda \in \ell_\pm, \quad |\lambda| > r.$$

Furthermore, if we define

$$\gamma_\pm^+ := \{\lambda \in \gamma_\pm \mid \operatorname{Re} \gamma_\pm > 0\}, \quad \gamma_\pm^- := \{\lambda \in \gamma_\pm \mid \operatorname{Re} \gamma_\pm < 0\}. \quad (4.4)$$

then the matrix S_0 has the following form:

$$\begin{aligned} S(\lambda) &= S_3^{-1}, \quad \lambda \in \gamma_+^-, \quad S(\lambda) = S_1, \quad \lambda \in \gamma_+^+, \\ S(\lambda) &= S_4^{-1}, \quad \lambda \in \gamma_-^-, \quad S(\lambda) = S_6, \quad \lambda \in \gamma_-^+. \end{aligned}$$

- (d) The function $\Psi_r(\lambda)\lambda^{-\alpha\sigma_3}$ is bounded for λ sufficiently close to zero, where the branch $\lambda^{-\alpha}$ is chosen arbitrarily.
- (e) As $\lambda \rightarrow \infty$, the function Ψ has the following asymptotic behavior

$$\Psi(\lambda) = (I + \Psi_{-1}(x)\lambda^{-1} + O(\lambda^{-2}))e^{-\theta(\lambda)\sigma_3}.$$

4.2. Construction of the solution and asymptotic behavior. In the previous section we have showed that the original RH problem (RH1) is equivalent to the problem (RH3), which is defined on the diagram consisting of the steepest descent paths. We intend to use the auxiliary RH problem from Section 3.1 to derive a formula expressing the solution of the problem (RH3) for sufficiently large $x > 0$, in the terms of a local parametrix around the origin. To this end, we proceed to a *reduced* RH problem, which is defined on the contour $\tilde{\Gamma} := \ell_+ \cup \ell_- \cup C \cup \gamma_+^+ \cup \gamma_-^-$, which is formulated as follows.

- (i) The function $\tilde{\Psi}_r(\lambda)\lambda^{-\alpha\sigma_3}$ is holomorphic on the set $\Omega_0 := \{\lambda \in \mathbb{C} \mid |\lambda| < r\}$ and has continuous extension up to $\bar{\Omega}$.
- (ii) The limits $\tilde{\Psi}^+$ and $\tilde{\Psi}^-$ of $\tilde{\Psi}$ from the left and right side of $\tilde{\Gamma}$, satisfy the following jump condition (see left diagram of Figure 7)

$$\tilde{\Psi}_+(\lambda) = \tilde{\Psi}_-(\lambda)S_1(\lambda), \quad \lambda \in \tilde{\Gamma},$$

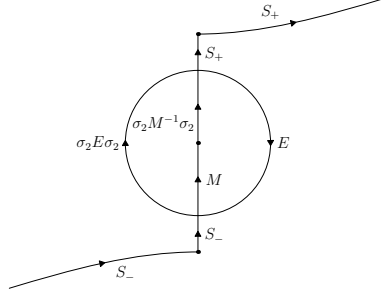
where the jump matrix is such that

$$S_1(\lambda) = S_0(\lambda), \quad \lambda \in \ell_+ \cup \ell_- \cup C \quad \text{and} \quad S_1(\lambda) = S_\pm, \quad \lambda \in \gamma_\pm^\pm.$$

- (iii) We have the asymptotic behavior $\tilde{\Psi}(\lambda)e^{\theta(\lambda)\sigma_3} \rightarrow I$ as $\lambda \rightarrow \infty$.

We prove the existence of solutions for the reduced RH problem. Let us assume that $\tilde{\Gamma}$ is an oriented contour on a complex plane, depicted on the right diagram of Figure 8, where γ_\pm^\pm are the steepest descent paths defined by (4.4) and \mathcal{L} is the circle of radius $R = \frac{1}{2}x^{1/2}$, which is divided into two oriented arcs

$$\mathcal{L}_r := \{\lambda \in \mathbb{C} \mid |\lambda| = R, \operatorname{Re} \lambda > 0\}, \quad \mathcal{L}_l := \{\lambda \in \mathbb{C} \mid |\lambda| = R, \operatorname{Re} \lambda < 0\}$$

FIGURE 7. The contour $\tilde{\Gamma}$ for the reduced RH problem.

Furthermore ℓ_+^R and ℓ_-^R are the parts of the curves ℓ_+ and ℓ_- , respectively, lying outside the circle \mathcal{L} . Consider the sectionally holomorphic function $\bar{\Psi}$, given by

$$\bar{\Psi}(\lambda) = \begin{cases} \hat{\Psi}(z(\lambda)) & \text{for } |\lambda| < R, \\ e^{-\theta(\lambda)\sigma_3} & \text{for } |\lambda| > R, \end{cases}$$

where $\hat{\Psi}(\lambda)$ is a solution of the Riemann-Hilbert problem from Proposition 3.3. We are looking for the solution of the reduced RH problem of the form

$$\tilde{\Psi}(\lambda) = \chi(\lambda)\bar{\Psi}(\lambda).$$

Then the function $\chi(\lambda)$ solves the following RH problem, which we denote by (RH4).

- (a) The function χ is holomorphic on $\mathbb{C} \setminus \bar{\Gamma}$.
- (b) If χ_+ and χ_- are the limits of χ from the left and right side of $\bar{\Gamma}$, respectively, then $\chi_+(\lambda) = \chi_-(\lambda)H(\lambda)$ for $\lambda \in \ell$, where H is a jump matrix defined as follows

$$H(\lambda) := \begin{cases} e^{-\theta\sigma_3} S_{\pm} e^{\theta\sigma_3} & \text{for } \lambda \in \ell_{\pm}^R \text{ or } \lambda \in \gamma_{\pm}^{\pm}, \\ \hat{\Phi}_2(z(\lambda)) e^{\theta(\lambda)\sigma_3} & \text{for } \lambda \in \mathcal{L}_r, \\ \hat{\Phi}_3(z(\lambda)) e^{\theta(\lambda)\sigma_3} & \text{for } \lambda \in \mathcal{L}_l. \end{cases}$$

- (c) We have the asymptotic behavior $\chi(\lambda) \rightarrow I$ as $\lambda \rightarrow \infty$.

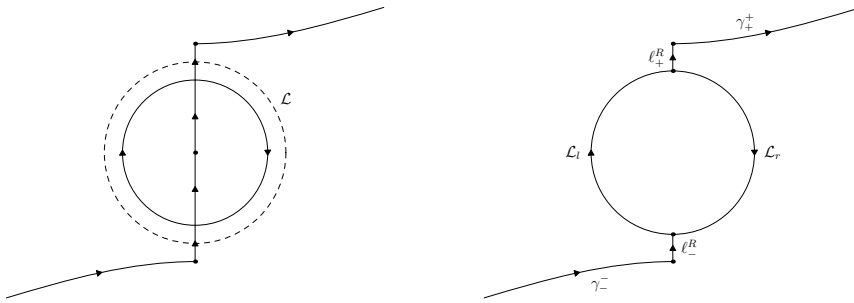


FIGURE 8. Left: the contour $\tilde{\Gamma}$ with circle \mathcal{L} of radius $R = \frac{1}{4}x^{1/2}$ enclosing the neighborhood of local parametrix. Right: the contour $\bar{\Gamma}$ for the RH problem with the function χ .

Lemma 4.1. *Given $1 \leq p < +\infty$, we have the following asymptotic behavior*

$$\|H - I\|_{L^p(\bar{\Gamma})} = O(|x|^{-\frac{3p-1}{2p}}), \quad x \rightarrow +\infty. \quad (4.5)$$

Furthermore we have

$$\|H - I\|_{L^\infty(\bar{\Gamma})} = O(|x|^{-\frac{3}{2}}), \quad x \rightarrow +\infty. \quad (4.6)$$

Proof. In [20, Chapter 11.6] there was proved the following inequality

$$\|H(\lambda) - I\| \leq \begin{cases} c_1 e^{-c_2|x||\lambda|} & \text{for } \lambda \in \ell_{\pm}^R \cup \gamma_{\pm}^{\pm}, \\ c_1 R^{-3} & \text{for } \lambda \in \mathcal{L}. \end{cases} \quad (4.7)$$

where the constants c_1, c_2 are independent from $x > 0$. This implies that

$$\|H(\lambda) - I\| \leq \begin{cases} c_1 e^{-c_2|x|^{\frac{3}{2}}/4} & \text{for } \lambda \in \ell_{\pm}^R \cup \gamma_{\pm}^{\pm}, \\ c_1 |x|^{-\frac{3}{2}} & \text{for } \lambda \in \mathcal{L}, \end{cases} \quad (4.8)$$

and hence (4.6) holds. To show (4.5), let us observe that an easy calculation gives

$$|\gamma_{\pm}(t)| \geq \sqrt{3}|t|/3 + x^{\frac{1}{2}}/4 \quad \text{and} \quad |\dot{\gamma}_{\pm}(t)| \leq 2 \quad \text{for } t \in \mathbb{R}. \quad (4.9)$$

Then we use (4.7) to obtain ⁽¹⁾

$$\int_{\mathcal{L}} \|H(\lambda) - I\|^p d|\lambda| \lesssim \int_{\mathcal{L}} R^{-3p} d|\lambda| \sim |x|^{-(3p-1)/2}. \quad (4.10)$$

For the estimate on the steepest descent paths γ_+^+ and ℓ_+^R , we write

$$\begin{aligned} \int_{\gamma_+^+} \|H(\lambda) - I\|^p d|\lambda| &\lesssim \int_{\gamma_+^+} e^{-pc_2|x||\lambda|} d|\lambda| \\ &= \int_0^\infty e^{-pc_2|x||\gamma_+(t)|} |\dot{\gamma}_+(t)| dt \lesssim \int_0^\infty e^{-pc_2|x|(\sqrt{3}t/3 + x^{1/2}/4)} dt \\ &= e^{-pc_2|x|^{3/2}/4} \int_0^\infty e^{-pc_2\sqrt{3}|x|t/3} dt \sim |x|^{-1} e^{-pc_2|x|^{3/2}/4} \end{aligned} \quad (4.11)$$

and furthermore

$$\begin{aligned} \int_{\ell_+^R} \|H(\lambda) - I\|^p d|\lambda| &\lesssim \int_{\ell_+^R} e^{-pc_2|x||\lambda|} d|\lambda| = \int_{\frac{1}{4}|x|^{1/2}}^{\frac{1}{2}|x|^{1/2}} e^{-pc_2|x||t|} dt \\ &\sim |x|^{-1} \left(e^{-pc_2|x|^{3/2}/2} - e^{-pc_2|x|^{3/2}/4} \right) \leq |x|^{-1} e^{-pc_2|x|^{3/2}/2}. \end{aligned} \quad (4.12)$$

Proceeding in the similar way we obtain

$$\begin{aligned} \int_{\gamma_-^-} \|H(\lambda) - I\|^p d|\lambda| &\lesssim |x|^{-1} e^{-pc_2|x|^{3/2}/4}, \\ \int_{\ell_-^R} \|H(\lambda) - I\|^p d|\lambda| &\lesssim |x|^{-1} e^{-pc_2|x|^{3/2}/2}. \end{aligned} \quad (4.13)$$

Combining (4.10), (4.11), (4.12) and (4.13) we obtain the inequality (4.5) and the proof of lemma is completed. \square

Proposition 4.2. *The Riemann-Hilbert problem (RH₄) has a unique solution χ with the property that*

$$\|\chi(0) - I\| = O(|x|^{-3/2}), \quad x \rightarrow +\infty.$$

Proof. From Lemma 4.1 it follows that there are $c_0, M_0 > 0$ such that

$$\|H - I\|_{(L^2 \cap L^\infty)(\tilde{\Gamma})} \leq c_0 |x|^{-5/4}, \quad x > M_0. \quad (4.14)$$

Let us assume that $K : L_I^2(\tilde{\Gamma}) \rightarrow L_I^2(\tilde{\Gamma})$ is a complex linear map given by

$$K(\rho) := C_-(\rho(H - I)), \quad \rho \in L_I^2(\tilde{\Gamma}).$$

⁽¹⁾We write $A \lesssim B$ to denote $A \leq CB$ for some $C > 0$.

If we take $\rho \in L_I^2(\tilde{\Gamma})$ with $\rho = \rho_0 + a$, where $\rho_0 \in L^2(\tilde{\Gamma})$ and $a \in M_2$, then

$$K(\rho) = C_-((\rho - a)(H - I)) + C_-(a(H - I)).$$

Therefore $K(\rho) \in L^2(\tilde{\Gamma})$ and we have the following estimates

$$\begin{aligned} \|K(\rho)\|_{L^2(\tilde{\Gamma})} &\leq \|C_-\|_{L^2(\tilde{\Gamma})} \left(\|(\rho - a)(H - I)\|_{L^2(\tilde{\Gamma})} + \|a\| \|H - I\|_{L^2(\tilde{\Gamma})} \right) \\ &\leq \|C_-\|_{L^2(\tilde{\Gamma})} \|H - I\|_{L^2(\tilde{\Gamma}) \cap L^\infty(\tilde{\Gamma})} \left(\|\rho - a\|_{L^2(\tilde{\Gamma})} + \|a\| \right) \\ &\leq \|C_-\|_{L^2(\tilde{\Gamma})} \|\rho\|_{L_I^2(\tilde{\Gamma})} \|H - I\|_{(L^2 \cap L^\infty)(\tilde{\Gamma})}. \end{aligned} \quad (4.15)$$

Although the contour $\tilde{\Gamma}$ depends on the parameter $x > 0$, the theory contained in [41, Section 2.5.4] implies that the norm satisfies inequality

$$\|C_-\|_{L^2(\tilde{\Gamma})} \leq m, \quad x > 0, \quad (4.16)$$

where $c_4 > 0$ is a constant independent from the parameter $x > 0$. By the inequalities (4.14) and (4.15), we have

$$\|K(\rho)\|_{L_I^2(\tilde{\Gamma})} \leq mc_0|x|^{-5/4} \|\rho\|_{L_I^2(\tilde{\Gamma})}, \quad x > M_0, \quad (4.17)$$

which, in particular, implies that

$$\|KI\|_{L_I^2(\tilde{\Gamma})} \leq mc_0|x|^{-5/4}, \quad x > M_0. \quad (4.18)$$

Furthermore (4.17) shows that there is a constant $M > M_0$ such that

$$\|K\|_{L_I^2(\tilde{\Gamma})} < 1/2, \quad x > M, \quad (4.19)$$

which implies that the equation $\rho - K(\rho) = I$ has a unique solution $\rho \in L_I^2(\tilde{\Gamma})$, given by the convergent Neumann series:

$$\rho = \sum_{i=0}^{\infty} K^i I \quad \text{in the space } L_I^2(\tilde{\Gamma}).$$

Therefore $\rho - I \in L_I^2(\tilde{\Gamma})$ and the inequalities (4.16), (4.17) and (4.18) yield

$$\begin{aligned} \|\rho - I\|_{L_I^2(\tilde{\Gamma})} &\leq \sum_{i=1}^{\infty} \|K^i I\|_{L_I^2(\tilde{\Gamma})} \leq \|KI\|_{L^2(\tilde{\Gamma})} \sum_{i=0}^{\infty} \|K\|_{L_I^2(\tilde{\Gamma})}^i \\ &\leq \|KI\|_{L^2(\tilde{\Gamma})} \leq mc_3|x|^{-5/4}, \quad x > M. \end{aligned} \quad (4.20)$$

From the representation formula for the solutions of the Riemann-Hilbert problem

$$\chi(\lambda) = I + \frac{1}{2\pi i} \int_{\tilde{\Gamma}} \frac{\rho(\xi)(H(\xi) - I)}{\xi - \lambda} d\xi, \quad \lambda \notin \tilde{\Gamma},$$

which together with Hölder inequality implies that

$$\begin{aligned} \|\chi(0) - I\| &\leq \frac{1}{2\pi} \int_{\tilde{\Gamma}} \frac{\|\rho(\xi)(H(\xi) - I)\|}{|\xi|} d|\xi| \lesssim x^{-\frac{1}{2}} \int_{\tilde{\Gamma}} \|\rho(\xi)(H(\xi) - I)\| d|\xi| \\ &\leq x^{-\frac{1}{2}} \int_{\tilde{\Gamma}} \|(\rho(\xi) - I)(H(\xi) - I)\| d|\xi| + x^{-\frac{1}{2}} \int_{\tilde{\Gamma}} \|H(\xi) - I\| d|\xi| \\ &\leq x^{-\frac{1}{2}} \|\rho - I\|_{L^2(\tilde{\Gamma})} \|H - I\|_{L^2(\tilde{\Gamma})} + x^{-\frac{1}{2}} \|H - I\|_{L^1(\tilde{\Gamma})}, \quad x > M_0. \end{aligned}$$

Combining this with (4.20) and Lemma 4.1 for $p = 1$ gives

$$\|\chi(0) - I\| \lesssim |x|^{-\frac{1}{2}} |x|^{-5/4} |x|^{-5/4} + |x|^{-\frac{1}{2}} |x|^{-1} = |x|^{-3} + |x|^{-3/2}.$$

Therefore there are constants $c_p > 0$ and $M_p > M_0$ such that

$$\|\chi(0) - I\| \leq c|x|^{-3/2}, \quad x > M_p$$

and the proof is completed. \square

We look for the solutions of the RH problem (RH3) of the form

$$\Psi(\lambda) = X(\lambda)\tilde{\Psi}(\lambda),$$

where $\tilde{\Psi}$ is a solution of the reduced RH problem. Then it is enough to solve the following RH problem defined on the contour $\Gamma_0 := \gamma_+ \cup \gamma_-$, that we continue to denote by (RH5).

- (a) The function X is holomorphic on $\mathbb{C} \setminus \Gamma_0$.
- (b) If X_+ and X_- are the limits of X from the left and right side of Γ_0 , respectively, then $X_+(\lambda) = X_-(\lambda)\mathcal{H}(\lambda)$ for $\lambda \in \Gamma_0$, where \mathcal{H} is a jump matrix defined as

$$\mathcal{H}(\lambda) := \begin{cases} \tilde{\Psi}_-(\lambda)S_3^{-1}\tilde{\Psi}_-^{-1}(\lambda) & \text{for } \lambda \in \gamma_+, \\ \tilde{\Psi}_-(\lambda)S_6\tilde{\Psi}_-^{-1}(\lambda) & \text{for } \lambda \in \gamma_-. \end{cases}$$

- (c) We have the asymptotic behavior $X(\lambda) \rightarrow I$ as $\lambda \rightarrow \infty$.

Lemma 4.3. *Given $1 \leq p < +\infty$, there is constant $c'_p > 0$ such that*

$$\|\mathcal{H} - I\|_{L^p(\Gamma_0)} \leq c'_p |x|^{-\frac{1}{4p}} e^{-\frac{2}{3}|x|^{3/2}}, \quad x > 0. \quad (4.21)$$

Furthermore if $p = \infty$ then there are constants $c'_\infty > 0$ such that

$$\|\mathcal{H} - I\|_{L^\infty(\Gamma_0)} \leq c'_\infty e^{-\frac{2}{3}|x|^{3/2}}, \quad x > 0. \quad (4.22)$$

Proof. We start with the following inequality for the jump matrix \mathcal{H} :

$$\|\mathcal{H}(\lambda) - I\| \leq c'_1 e^{-\frac{2}{3}|x|^{3/2}} e^{-c'_2 |x|^{1/2} |\lambda - \lambda_\pm|^2}, \quad \lambda \in \gamma_\pm, \quad x > 0 \quad (4.23)$$

where $c'_1, c'_2 > 0$ are constants independent from $x > 0$. For the proof of this refer the reader to [20, Chapter 11.6]. As a simple consequence of (4.23), we obtain

$$\|\mathcal{H}(\lambda) - I\| \leq c'_1 e^{-\frac{2}{3}|x|^{3/2}}, \quad \lambda \in \gamma_\pm, \quad x > 0,$$

which immediately gives (4.22). For the proof of (4.21), observe that (4.23) yields

$$\begin{aligned} \|\mathcal{H} - I\|_{L^p}^p &= \int_{\gamma_+} \|\mathcal{H}(\lambda) - I\|^p |d\lambda| \lesssim e^{-\frac{2p}{3}|x|^{3/2}} \int_{\gamma_+} e^{-pc'_2 |x|^{1/2} |\lambda - \lambda_\pm|^2} |d\lambda| \\ &= e^{-\frac{2p}{3}|x|^{3/2}} \int_{\mathbb{R}} e^{-pc'_2 |x|^{1/2} |\gamma_+(t) - \lambda_\pm|^2} |\dot{\gamma}_+(t)| dt \\ &\lesssim e^{-\frac{2p}{3}|x|^{3/2}} \int_{\mathbb{R}} e^{-pc'_2 |x|^{1/2} t^2} dt \sim |x|^{-1/4} e^{-\frac{2p}{3}|x|^{3/2}} \end{aligned}$$

and completes the proof of (4.21). \square

Proposition 4.4. *The Riemann-Hilbert problem (RH5) has a unique solution X with the property that*

$$\|X(0) - I\| = O(|x|^{-1/8}), \quad x \rightarrow +\infty. \quad (4.24)$$

Proof. Let us consider a complex linear map $\mathcal{K} : L_I^2(\Gamma_0) \rightarrow L_I^2(\Gamma_0)$ given by

$$\mathcal{K}(\rho) := C_-(\rho(\mathcal{H} - I)), \quad \rho \in L_I^2(\Gamma_0).$$

If $\rho \in L_I^2(\Gamma_0)$ is such that $\rho = \rho_0 + a$, where $\rho_0 \in L^2(\Gamma_0)$ and $a \in M_2$, then

$$\mathcal{K}(\rho) = C_-((\rho - a)(\mathcal{H} - I)) + C_-(a(\mathcal{H} - I)),$$

which implies that $\mathcal{K}(\rho) \in L^2(\Gamma_0)$ and the following

$$\begin{aligned} \|\mathcal{K}(\rho)\|_{L^2(\Gamma_0)} &\leq \|C_-\|_{L^2(\Gamma_0)} (\|(\rho - a)(\mathcal{H} - I)\|_{L^2(\Gamma_0)} + |a| \|(\mathcal{H} - I)\|_{L^2(\Gamma_0)}) \\ &\leq \|C_-\|_{L^2(\Gamma_0)} \|\mathcal{H} - I\|_{L^2(\Gamma_0) \cap L^\infty(\Gamma_0)} (\|\rho - a\|_{L^2(\Gamma_0)} + |a|) \\ &\leq \|C_-\|_{L^2(\Gamma_0)} \|\rho\|_{L^2_I(\Gamma_0)} \|\mathcal{H} - I\|_{(L^2 \cap L^\infty)(\Gamma_0)}. \end{aligned} \quad (4.25)$$

By (4.12) we infer that γ_\pm are Lipschitz curves such that the constant that does not depending from the parameter $x > 0$. Then, from [41, Section 2.5.4] it follows that the norm of the Cauchy operator C_- satisfies the following inequality

$$\|C_-\|_{L^2(\Gamma_0)} \leq m', \quad x > 0, \quad (4.26)$$

where $m > 0$ is a constant independent from the parameter $x > 0$. Using Lemma 4.3 for $p = 2$ together with (4.25) and (4.26), we find that

$$\|\mathcal{K}(\rho)\|_{L^2_I(\Gamma_0)} \leq m' c'_2 |x|^{-\frac{1}{8}} \|\rho\|_{L^2_I(\Gamma_0)}, \quad x > 0, \quad (4.27)$$

and consequently

$$\|\mathcal{K}I\|_{L^2_I(\Gamma_0)} \leq m' c'_2 |x|^{-\frac{1}{8}}, \quad x > 0. \quad (4.28)$$

Furthermore (4.27) implies that, there is $M' > 0$ such that

$$\|\mathcal{K}\|_{L^2_I(\Gamma_0)} \leq 1/2, \quad x > M', \quad (4.29)$$

and the element $\rho \in L^2_I(\Gamma_0)$, given by the convergent series $\rho := \sum_{i=0}^{\infty} \mathcal{K}^i I$ is the unique solution of the equation $\rho - \mathcal{K}(\rho) = I$. This implies that $\rho - I \in L^2_I(\Gamma_0)$ and the inequalities (4.16), (4.17) and (4.18) yield

$$\begin{aligned} \|\rho - I\|_{L^2_I(\Gamma_0)} &\leq \sum_{i=1}^{\infty} \|\mathcal{K}^i I\|_{L^2_I(\Gamma_0)} \leq \|\mathcal{K}I\|_{L^2(\Gamma_0)} \sum_{i=0}^{\infty} \|\mathcal{K}\|_{L^2_I(\Gamma_0)}^i \\ &\leq \|\mathcal{K}I\|_{L^2(\Gamma_0)} \leq m' c'_2 |x|^{-1/8}, \quad x > M'. \end{aligned} \quad (4.30)$$

Furthermore the solution $X(z)$ of Riemann-Hilbert problem (RH5) is given by

$$X(z) = I + \frac{1}{2\pi i} \int_{\Gamma} \frac{\rho(z)(\mathcal{H}(z') - I)}{z' - z} dz'.$$

Combining this with Hölder inequality implies that

$$\begin{aligned} \|X(0) - I\| &\leq \frac{1}{2\pi} \int_{\Gamma_0} \frac{\|\rho(\xi)(\mathcal{H}(\xi) - I)\|}{|\xi|} d|\xi| \lesssim x^{-\frac{1}{2}} \int_{\Gamma_0} \|\rho(\xi)(\mathcal{H}(\xi) - I)\| d|\xi| \\ &\leq x^{-\frac{1}{2}} \int_{\Gamma_0} \|(\rho(\xi) - I)(\mathcal{H}(\xi) - I)\| d|\xi| + x^{-\frac{1}{2}} \int_{\Gamma_0} \|\mathcal{H}(\xi) - I\| d|\xi| \\ &\leq x^{-\frac{1}{2}} \|\rho - I\|_{L^2(\Gamma_0)} \|\mathcal{H} - I\|_{L^2(\Gamma_0)} + x^{-\frac{1}{2}} \|\mathcal{H} - I\|_{L^1(\Gamma_0)}, \quad x > M', \end{aligned}$$

which together with (4.30) and Lemma 4.3 for $p = 1$ yield

$$\|X(0) - I\| \lesssim |x|^{-\frac{1}{2}} |x|^{-1/8} |x|^{-1/8} + |x|^{-\frac{1}{2}} |x|^{-1/4} = 2|x|^{-3/4}.$$

This gives the inequality (4.24) and completes the proof of the proposition. \square

Proposition 4.5. *There is $x_+ > 0$ such that, for any $x > x_+$, we have*

$$P(x) = \frac{1}{2} X(0, x) \chi(0, x) e^{-i\frac{\pi}{4}\sigma_3} \begin{pmatrix} 1 & 1 - 2\alpha \\ -1 & 1 - 2\alpha \end{pmatrix} e^{2\pi i \alpha (-ix)^{\alpha\sigma_3}} D.$$

Proof. According to the notation of Section 2 and the equality (2.14), we have

$$P(x) = \lim_{\lambda \rightarrow 0} Z(\lambda, x) = \lim_{\lambda \rightarrow 0} \Psi(\lambda) e^{\theta(\lambda)\sigma_3} \lambda^{-\alpha\sigma_3}, \quad (4.31)$$

where in the above limit the parameter λ belongs to the set Ω_r . In particular, if we make the restriction $\arg \lambda \in (0, \pi/6)$, then the formula (4.31) is valid and $z(\lambda) \in \hat{\Omega}_d$ whenever $\lambda > 0$ is sufficiently close to the origin. This implies that

$$\begin{aligned} P(x) &= \lim_{\lambda \rightarrow 0} \Psi(\lambda, x) e^{\theta(\lambda, x)\sigma_3} \lambda^{-\alpha\sigma_3} = \lim_{\lambda \rightarrow 0} X(\lambda, x) \chi(\lambda, x) \hat{\Psi}(z(\lambda)) e^{\theta(\lambda, x)\sigma_3} \lambda^{-\alpha\sigma_3} \\ &= \lim_{\lambda \rightarrow 0} X(\lambda, x) \chi(\lambda, x) \hat{\Psi}^0(e^{2\pi i} z(\lambda, x)) D e^{\theta(\lambda, x)\sigma_3} \lambda^{-\alpha\sigma_3} \\ &= \lim_{\lambda \rightarrow 0} X(\lambda, x) \chi(\lambda, x) \hat{\Psi}^0(e^{2\pi i} z(\lambda, x)) \lambda^{-\alpha\sigma_3} D e^{\theta(\lambda, x)\sigma_3}, \end{aligned}$$

where the last equality follows from the fact that D is a diagonal matrix. Let us observe that

$$\lim_{\lambda \rightarrow 0} (e^{2\pi i} z(\lambda, x))^{\alpha\sigma_3} \lambda^{-\alpha\sigma_3} = \lim_{\lambda \rightarrow 0} e^{2\pi i\alpha} [z(\lambda, x)/\lambda]^{\alpha\sigma_3} = e^{2\pi i\alpha} [z'(0)]^{\alpha\sigma_3} = e^{2\pi i\alpha} (-ix)^{\alpha\sigma_3},$$

which together with Lemma 3.1 gives

$$\begin{aligned} \lim_{\lambda \rightarrow 0} \hat{\Psi}^0(e^{2\pi i} z(\lambda, x)) \lambda^{-\alpha\sigma_3} &= \lim_{\lambda \rightarrow 0} \hat{\Psi}^0(e^{2\pi i} z(\lambda, x)) (e^{2\pi i} z(\lambda, x))^{-\alpha\sigma_3} (e^{2\pi i} z(\lambda, x))^{\alpha\sigma_3} \lambda^{-\alpha\sigma_3} \\ &= \frac{1}{2} e^{-i\frac{\pi}{4}\sigma_3} \begin{pmatrix} 1 & 1 \\ -1 & 1 \end{pmatrix} \begin{pmatrix} 1 & 0 \\ 0 & 1 - 2\alpha \end{pmatrix} e^{2\pi i\alpha} (-ix)^{\alpha\sigma_3}. \end{aligned}$$

Combining this with the fact that the functions $X(\lambda)$ and $\chi(\lambda)$ are holomorphic in a neighborhood of the origin, we find that

$$P(x) = \frac{1}{2} X(0, x) \chi(0, x) e^{-i\frac{\pi}{4}\sigma_3} \begin{pmatrix} 1 & 1 - 2\alpha \\ -1 & 1 - 2\alpha \end{pmatrix} e^{2\pi i\alpha} (-ix)^{\alpha\sigma_3} D$$

and the proof is completed. \square

5. STEEPEST DESCENT ANALYSIS FOR NEGATIVE PARAMETERS

5.1. Change of variables. We proceed to studying the asymptotic behavior of $P(x)$ as $x \rightarrow -\infty$. To this end, let us consider the left diagram of Figure 9. To this end we recall in detail the deformation of Σ , to the contour consisting of steepest descent paths in the case when $x < 0$. The deformation can be found in [15], where it was used to determining connection formulas in the asymptotic expansions of Ablowitz-Segur solutions. Let us consider $\tilde{\Sigma} := \cup_{k=1}^6 \tilde{\gamma}_k$ as a contour in the complex λ -plane, consisting of six rays oriented to infinity and

$$\tilde{\gamma}_k : \quad \arg \lambda = \frac{\pi}{6} + \frac{(k-1)\pi}{3}, \quad k = 1, 2, \dots, 6.$$

The contour Σ divides the complex plane into six regions as it is shown on the right diagram of Figure 9. Let us assume that $\Omega_r^k = \Omega_r \cap \Omega_k$ for $k = 1, 2, 6$ and $\Omega_l^k = \Omega_r \cap \Omega_k$ for $k = 3, 4, 5$ are open regions depicted on the left diagram of Figure 9. We define $\tilde{\Phi}$ as a 2×2 matrix valued function, given by

$$\begin{aligned} \tilde{\Phi}(\lambda) &:= \Phi(\lambda) E, \quad \lambda \in \Omega_r^1, \quad \tilde{\Phi}(\lambda) := \Phi(\lambda) E S_1, \quad \lambda \in \Omega_r^2, \quad \tilde{\Phi}(\lambda) := \Phi(\lambda) E S_6^{-1}, \quad \lambda \in \Omega_r^6 \\ \tilde{\Phi}(\lambda) &:= \Phi(\lambda) \sigma_2 E \sigma_2 S_3^{-1}, \quad \lambda \in \Omega_l^5, \quad \tilde{\Phi}(\lambda) := \Phi(\lambda) \sigma_2 E \sigma_2, \quad \lambda \in \Omega_l^3, \\ \tilde{\Phi}(\lambda) &:= \Phi(\lambda) \sigma_2 E S_1 \sigma_2, \quad \lambda \in \Omega_r^3, \quad \tilde{\Phi}(\lambda) := \Phi(\lambda), \quad \lambda \in \Omega_1 \cup \dots \cup \Omega_6. \end{aligned}$$

Then the function $\tilde{\Phi}$ is a solution of the following RH problem.

(a) The function $\tilde{\Phi}(\lambda)$ is analytic for $\lambda \in \mathbb{C} \setminus \tilde{\Sigma}$.

- (b) If $\tilde{\Phi}_{\pm}(\lambda)$ denote the limiting values of $\tilde{\Phi}(\lambda)$ as λ tends to the contour $\tilde{\Sigma}$ from the left and right sides, respectively, then the following jump relations are satisfied

$$\tilde{\Phi}^+(\lambda) = \tilde{\Phi}^-(\lambda)\tilde{S}(\lambda), \quad \lambda \in \tilde{\Sigma} \setminus \{0\}, \quad (5.1)$$

where the jump matrix $\tilde{S}(\lambda)$ is given by the equation

$$\tilde{S}(\lambda) = S_k, \quad \lambda \in \tilde{\gamma}_k, \quad k = 1, 2, \dots, 6. \quad (5.2)$$

- (c) The function $\tilde{\Phi}$ has the following asymptotic behavior

$$\tilde{\Phi}(\lambda) = (I + \tilde{\Phi}_{-1}(x)\lambda^{-1} + O(\lambda^{-2}))e^{-\theta(\lambda)\sigma_3}, \quad \lambda \rightarrow \infty.$$

- (d) If $0 < \operatorname{Re} \alpha < 1/2$ then the function $\tilde{\Phi}$ has the following behavior

$$\tilde{\Phi}(\lambda) = O \begin{pmatrix} |\lambda|^{-\alpha} & |\lambda|^{-\alpha} \\ |\lambda|^{-\alpha} & |\lambda|^{-\alpha} \end{pmatrix}, \quad \lambda \rightarrow 0$$

and furthermore, if $1/2 < \operatorname{Re} \alpha \leq 0$ then

$$\tilde{\Phi}(\lambda) = O \begin{pmatrix} |\lambda|^{\alpha} & |\lambda|^{\alpha} \\ |\lambda|^{\alpha} & |\lambda|^{\alpha} \end{pmatrix}, \quad \lambda \rightarrow 0.$$

Let us consider the following scaling of variables

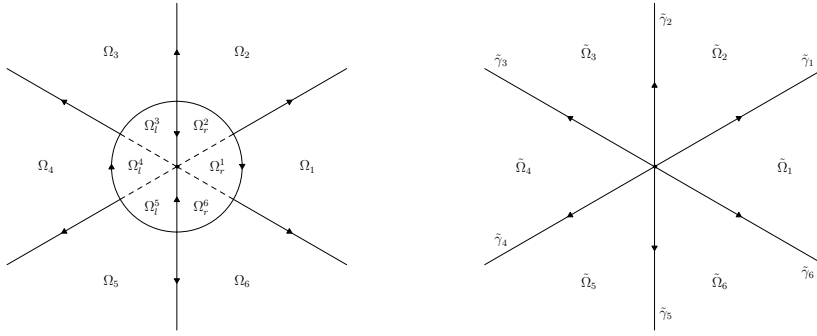


FIGURE 9. Contour deformation between Σ and $\tilde{\Sigma}$.

$$\lambda(z) = (-x)^{1/2}z, \quad t(x) = (-x)^{3/2}, \quad z \in \mathbb{C}, \quad x < 0 \quad (5.3)$$

If we define $\tilde{\theta}(z) := i(\frac{4}{3}z^3 - z)$, then the function $\theta(\lambda)$ becomes

$$\begin{aligned} \theta(\lambda(z), x) &= \theta((-x)^{1/2}z, x) = i\left(\frac{4}{3}((-x)^{1/2}z)^3 + x(-x)^{1/2}z\right) \\ &= i(-x)^{3/2}\left(\frac{4}{3}z^3 - z\right) = it\left(\frac{4}{3}z^3 - z\right) = t\tilde{\theta}(z). \end{aligned}$$

Let us assume that U is a 2×2 matrix valued function given by the formula

$$U(z, t) := \tilde{\Psi}(\lambda(z), -t^{2/3}) \exp(t\tilde{\theta}(z)\sigma_3).$$

This transformation changes the jump matrices S_k to be

$$\begin{aligned} G_{2k} &:= e^{-t\tilde{\theta}(z)\sigma_3} S_{2k} e^{t\tilde{\theta}(z)\sigma_3} = \begin{pmatrix} 1 & e^{-2\tilde{\theta}(z)s_{2k}} \\ 0 & 1 \end{pmatrix}, \quad k = 1, 2, 3, \\ G_{2k+1} &:= e^{-t\tilde{\theta}(z)\sigma_3} S_{2k+1} e^{t\tilde{\theta}(z)\sigma_3} = \begin{pmatrix} 1 & 0 \\ e^{2\tilde{\theta}(z)s_{2k+1}} & 1 \end{pmatrix}, \quad k = 0, 1, 2, \end{aligned}$$

and furthermore the behavior of $U(z)$ at infinity is given by

$$U(z) = I + O(1/z), \quad z \rightarrow +\infty.$$

Since $s_2 = 0$ we have $S_2 = S_5 = I$ and therefore the function U satisfies the

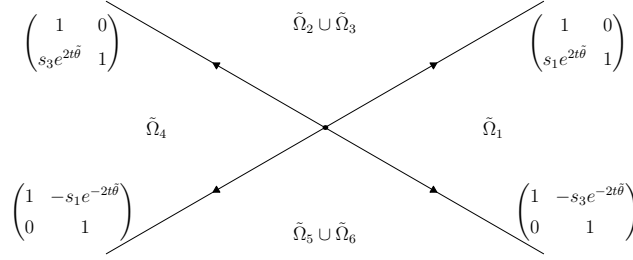


FIGURE 10. The contour Σ_U and the associated jump matrices for the RH problem fulfilled by the function $U(z)$.

following RH problem.

(a) The function $U(z)$ is holomorphic for $z \in \mathbb{C} \setminus \Sigma_U$.

(b) We have the jump relation

$$U_+(z) = U_-(z)J_U(z), \quad z \in \Sigma_U,$$

where the contour Σ_U and the jump matrix J_U are presented on the Figure 10.

(c) The function U has the following asymptotic behavior

$$U(z) = I + O(z^{-1}), \quad z \rightarrow \infty.$$

(d) If $0 < \operatorname{Re} \alpha < 1/2$ then the function U has the following behavior

$$U(z) = O \begin{pmatrix} |z|^{-\alpha} & |z|^{-\alpha} \\ |z|^{-\alpha} & |z|^{-\alpha} \end{pmatrix}, \quad z \rightarrow 0 \quad (5.4)$$

and furthermore if $-1/2 < \operatorname{Re} \alpha \leq 0$ then

$$U(z) = O \begin{pmatrix} |z|^\alpha & |z|^\alpha \\ |z|^\alpha & |z|^\alpha \end{pmatrix}, \quad z \rightarrow 0. \quad (5.5)$$

Let us observe that $z_\pm = \pm \frac{1}{2}$ are stationary points for the phase function $\tilde{\theta}$ and furthermore $\tilde{\theta}(\pm \frac{1}{2}) = \mp \frac{i}{3}$. The set of solutions of $\operatorname{Re} \tilde{\theta}(z) = 0$ constitutes the sum

$$\{z \in \mathbb{C} \mid \operatorname{Im} z = 0\} \cup \{z \in \mathbb{C} \mid 4b^2/3 - 4a^2 + 1 = 0\},$$

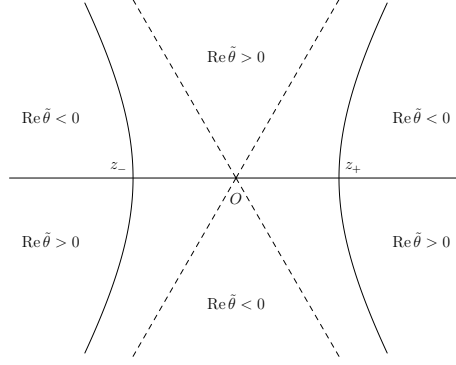
which consists of the real axis and graphs of the following functions

$$y_1(b) := \left(\frac{1}{3}b^2 + \frac{1}{4}\right)^{\frac{1}{2}}, \quad y_2(b) := -\left(\frac{1}{3}b^2 + \frac{1}{4}\right)^{\frac{1}{2}}, \quad b \in \mathbb{R}.$$

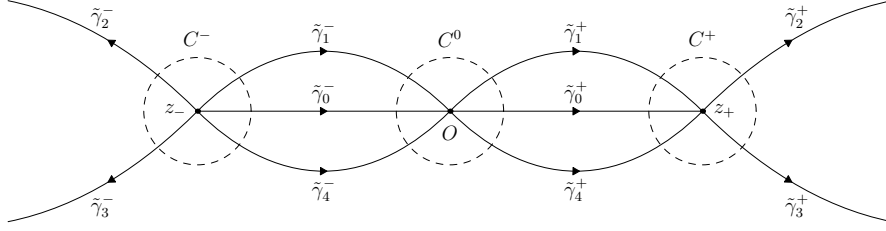
Then $y_1(0) = z_+$, $y_2(0) = z_-$ and the following asymptotic behaviors take places

$$\lim_{b \rightarrow \pm\infty} \frac{y_1(b)}{b} = \pm \frac{\sqrt{3}}{3}, \quad \lim_{b \rightarrow \pm\infty} \frac{y_2(b)}{b} = \mp \frac{\sqrt{3}}{3}.$$

This leads to the signature behavior of the function $\operatorname{Re} \tilde{\theta}$, which is depicted on the Figure 11, where the dashed rays have directions $\exp(ik\pi/3)$ for $k = 1, 2, 4, 5$.

FIGURE 11. The regions of sign changing of the function $\text{Re } \tilde{\theta}$.

5.2. Contour deformation. In this subsection we recall the deformation method used in [15] to deform the contour Σ_U , depicted on Figure 10 to the steepest descent contour Σ_T , which in turn is shown on Figure 12.

FIGURE 12. The contour Σ_T and the circles C_0, C_{\pm} that are depicted by dashed lines.

The contour Σ_T consists of the component curves $\tilde{\gamma}_k^{\pm}$ for $k = 0, 1, 2, 3, 4$, which are taken such that $\tilde{\gamma}_0^{\pm}$ are straight lines joining the origin with the stationary points z_{\pm} . To describe the contour Σ_T we will need two auxiliary contours that are shown on the Figure 13. The first of them is Σ_T^0 and consists of four rays

$$\{\lambda \in \mathbb{C} \mid \arg \lambda = \pi/4 + k\pi/2\}, \quad k = 0, 1, 2, 3.$$

The next contour is Σ_T^{\pm} and is formed of five rays

$$\{\lambda \in \mathbb{C} \mid \arg \lambda = 7\pi/4\} \quad \text{and} \quad \{\lambda \in \mathbb{C} \mid \arg \lambda = k\pi/2\}, \quad k = 0, 1, 2, 3.$$

Let us consider the maps $\eta(z)$ and $\zeta(z)$, given by

$$\eta(z) := i\tilde{\theta}(z) = z - \frac{4}{3}z^3,$$

$$\zeta(z) := 2\sqrt{-\tilde{\theta}(z) + \tilde{\theta}(z_+)} = 4\sqrt{3}e^{\frac{3}{4}\pi i} (z - 1/2)(z + 1)^{\frac{1}{2}}/3$$

where in the second formula the branch cut of the square root is taken such that $\arg(z - 1/2) \in (-\pi, \pi)$. Let us observe that η and ζ are holomorphic functions in a neighborhood of the origin and z_+ , respectively such that $\eta'(0) \neq 0$ and $\zeta'(z_+) \neq 0$. Therefore there is a small $\delta > 0$ with the property that the functions η and ζ are biholomorphic on the ball $B(z_+, 2\delta)$. Let C_0 and C_{\pm} be circles with radius δ and the centers at the origin and z_{\pm} , respectively. The images $\zeta(C_0)$ and $\zeta(C_{\pm})$ are closed curves surrounding the origin as it is shown on the left and right diagram of Figure 13.

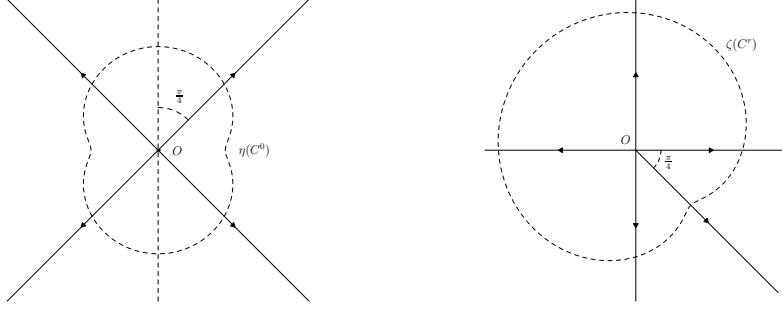


FIGURE 13. Left: the contour Σ_T^0 and the closed curve $\eta(C^0)$. Right: the contour Σ_T^+ together with the set $\zeta(C^+)$.

Then the contour Σ_T is chosen so that its part contained in the ball $B(0, \delta)$ is an inverse image of the set $\Sigma_T^0 \cap \zeta(B(0, \delta))$ under the map η restricted to the ball $B(z_+, 2\delta)$. Similarly we require that the part of the contour Σ_T contained in the ball $B(z_+, \delta)$ is an inverse image of the set $\Sigma_T^+ \cap \zeta(B(z_+, \delta))$ under the map ζ , restricted to the ball $B(z_+, 2\delta)$. We also choose the unbounded components $\tilde{\Gamma}_2^+$ and $\tilde{\Gamma}_3^+$, emanating from the stationary point z_+ , to be asymptotic to the rays $\{\arg \lambda = \pi/6\}$ and $\{\arg \lambda = 11\pi/6\}$, respectively. Furthermore we take the unbounded components $\tilde{\Gamma}_2^-$ and $\tilde{\Gamma}_3^-$ to be asymptotic to the rays $\{\arg \lambda = 5\pi/6\}$ and $\{\arg \lambda = 7\pi/6\}$, respectively. To describe the deformation method leading to the steepest descent contour Σ_T we consider Figure 14, where the dashed rays are asymptotics of the unbounded parts of Σ_U emanating from the stationary points z_{\pm} . The contour together with the dashed rays divide the region $\tilde{\Omega}_1$ on the sets $\tilde{\Omega}_1^k$ for $k = 1, 2, 3$ and similarly divide the region $\tilde{\Omega}_4$ on the sets $\tilde{\Omega}_4^k$ for $k = 1, 2, 3$. Let us define the sectionally holomorphic function \tilde{U} by the formulas

$$\begin{aligned} \tilde{U}(z) &:= U(z)G_1, \quad z \in \Omega_1^1, & \tilde{U}(z) &:= U(z), \quad z \in \Omega_1^2, & \tilde{U}(z) &:= U(z)G_6^{-1}, \quad z \in \Omega_1^3, \\ \tilde{U}(z) &:= U(z)G_3^{-1}, \quad z \in \Omega_4^1, & \tilde{U}(z) &:= U(z), \quad z \in \Omega_4^2, & \tilde{U}(z) &:= U(z)G_4, \quad z \in \Omega_4^3. \end{aligned}$$

Let us denote $\tilde{\Omega}_u := \tilde{\Omega}_4^1 \cup \tilde{\Omega}_2 \cup \tilde{\Omega}_3 \cup \tilde{\Omega}_1^1$ and $\tilde{\Omega}_d := \tilde{\Omega}_4^3 \cup \tilde{\Omega}_5 \cup \tilde{\Omega}_6 \cup \tilde{\Omega}_1^3$. From the

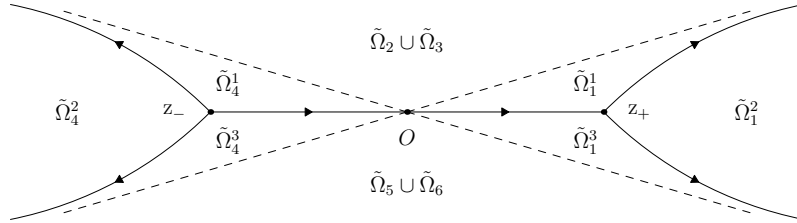


FIGURE 14. Diagram for the deformation between contours Σ_U and $\Sigma_{\tilde{U}}$.

sign changing properties of the function $\operatorname{Re} \tilde{\theta}$ that are depicted on Figure 11, we infer that the function \tilde{U} is a solution of the following RH problem.

- (a) The function $\tilde{U}(z)$ is holomorphic for $z \in \mathbb{C} \setminus \Sigma_{\tilde{U}}$.
- (b) We have the jump relation

$$\tilde{U}_+(z) = \tilde{U}_-(z)J_{\tilde{U}}(z), \quad z \in \Sigma_{\tilde{U}},$$

where the contour $\Sigma_{\tilde{U}}$ and the jump matrix $J_{\tilde{U}}$ are presented on the Figure 15.

(c) The function \tilde{U} has the following asymptotic behavior

$$\tilde{U}(z) = I + O(z^{-1}), \quad z \rightarrow \infty.$$

(d) If $0 < \operatorname{Re} \alpha < 1/2$ then the function \tilde{U} has the following behavior

$$\tilde{U}(z) = O \begin{pmatrix} |z|^{-\alpha} & |z|^{-\alpha} \\ |z|^{-\alpha} & |z|^{-\alpha} \end{pmatrix}, \quad z \rightarrow 0 \quad (5.6)$$

and furthermore if $-1/2 < \operatorname{Re} \alpha \leq 0$ then

$$\tilde{U}(z) = O \begin{pmatrix} |z|^\alpha & |z|^\alpha \\ |z|^\alpha & |z|^\alpha \end{pmatrix}, \quad z \rightarrow 0. \quad (5.7)$$

We are using the LDU decomposition to express the jump matrices on the segment

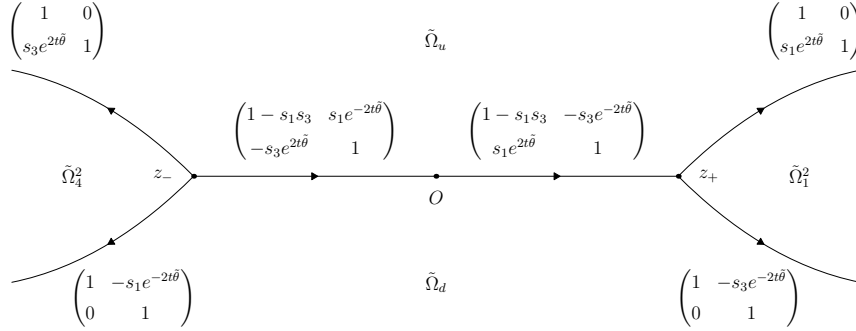


FIGURE 15. The contour $\Sigma_{\tilde{U}}$ and the associated jump matrices for the RH problem fulfilled by the function $\tilde{U}(z)$.

joining the origin with z_+ in the following form

$$\begin{pmatrix} 1 - s_1 s_3 & s_1 e^{-2t\tilde{\theta}} \\ -s_3 e^{2t\tilde{\theta}} & 1 \end{pmatrix} = \begin{pmatrix} 1 & 0 \\ \frac{-s_3 e^{2t\tilde{\theta}}}{1 - s_1 s_3} & 1 \end{pmatrix} \begin{pmatrix} 1 - s_1 s_3 & 0 \\ 0 & \frac{1}{1 - s_1 s_3} \end{pmatrix} \begin{pmatrix} 1 & \frac{s_1 e^{-2t\tilde{\theta}}}{1 - s_1 s_3} \\ 0 & 1 \end{pmatrix} \quad (5.8)$$

$$=: S_{L_1} S_D S_{U_1}.$$

and similarly for the segment connecting z_- with the origin, we have

$$\begin{pmatrix} 1 - s_1 s_3 & -s_3 e^{-2t\tilde{\theta}} \\ s_1 e^{2t\tilde{\theta}} & 1 \end{pmatrix} = \begin{pmatrix} 1 & 0 \\ \frac{s_1 e^{2t\tilde{\theta}}}{1 - s_1 s_3} & 1 \end{pmatrix} \begin{pmatrix} 1 - s_1 s_3 & 0 \\ 0 & \frac{1}{1 - s_1 s_3} \end{pmatrix} \begin{pmatrix} 1 & \frac{-s_3 e^{-2t\tilde{\theta}}}{1 - s_1 s_3} \\ 0 & 1 \end{pmatrix} \quad (5.9)$$

$$=: S_{L_2} S_D S_{U_2}$$

In view of (5.9) we can divide the set $\tilde{\Omega}_u$ on the regions $\tilde{\Omega}_u^1$, $\tilde{\Omega}_u^2$ and $\tilde{\Omega}_u^3$. Similarly,

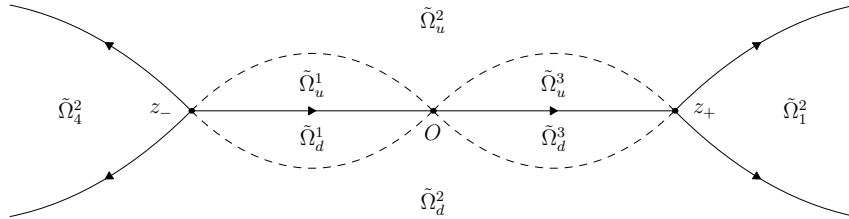


FIGURE 16. Diagram for the deformation between contours $\Sigma_{\tilde{U}}$ and Σ_T .

using (5.8), we can decompose $\tilde{\Omega}_d$ on the regions $\tilde{\Omega}_d^1$, $\tilde{\Omega}_d^2$ and $\tilde{\Omega}_d^3$ as it is shown on Figure 16. Then we define the function T by the formulas

$$\begin{aligned} T(z) &= \tilde{U}(z), \quad z \in \Omega_1^2 \cup \Omega_4^2 \cup \tilde{\Omega}_u^2 \cup \tilde{\Omega}_d^2, & T(z) &= \tilde{U}(z)S_{U_1}^{-1}, \quad z \in \tilde{\Omega}_u^1, \\ T(z) &= \tilde{U}(z)S_{U_2}^{-1}, \quad z \in \tilde{\Omega}_u^3, & T(z) &= \tilde{U}(z)S_{L_1}, \quad z \in \tilde{\Omega}_d^1, & T(z) &= \tilde{U}(z)S_{L_2}, \quad z \in \tilde{\Omega}_d^3. \end{aligned}$$

Then the function T satisfies the following RH problem.

(a) The function $T(z)$ is holomorphic for $z \in \mathbb{C} \setminus \Sigma_T$.

(b) We have the jump relation

$$T_+(z) = T_-(z)J_T(z), \quad z \in \Sigma_T,$$

where the contour Σ_T and the jump matrix J_T are presented on the Figure 17.

(c) The function T has the following asymptotic behavior

$$T(z) = I + O(z^{-1}), \quad z \rightarrow \infty.$$

(d) If $0 < \operatorname{Re} \alpha < 1/2$ then the function T has the following behavior

$$T(z) = O \begin{pmatrix} |z|^{-\alpha} & |z|^{-\alpha} \\ |z|^{-\alpha} & |z|^{-\alpha} \end{pmatrix}, \quad z \rightarrow 0 \quad (5.10)$$

and furthermore if $-1/2 < \operatorname{Re} \alpha \leq 0$ then

$$T(z) = O \begin{pmatrix} |z|^\alpha & |z|^\alpha \\ |z|^\alpha & |z|^\alpha \end{pmatrix}, \quad z \rightarrow 0. \quad (5.11)$$

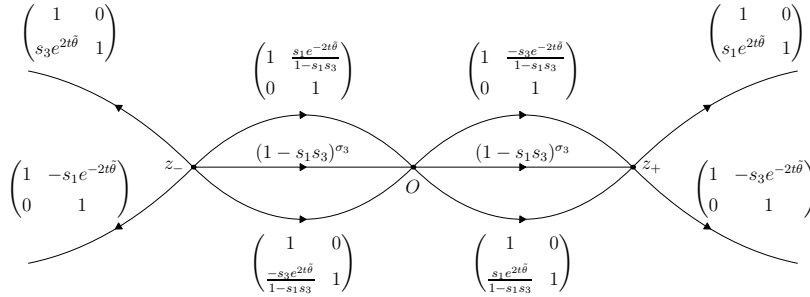


FIGURE 17. The contour Σ_T and the associated jump matrices for the RH problem fulfilled by the function $T(z)$.

5.3. Parametrices near the origin and stationary points. The aim of this subsection is to consider local parametrices around the origin and stationary points, that will be used in determining a formula for the solution of the RH problem (RH1). For the parametrix near z_+ , we use the following result of [20, Section 9.4].

Proposition 5.1. *There is an 2×2 matrix-valued function $P_r(z)$, which is defined on the closed ball $D(z_+, \delta)$ and satisfies the following RH problem.*

(a) The function $P_r(z)$ is analytic in $D(z_+, \delta) \setminus \Sigma_T$.

(b) On the contour $\Sigma_T^+ = D(z_+, \delta) \cap \Sigma_T$ the function $P_r(z)$ satisfies the same jump conditions as $T(z)$ (see left diagram of Figure 18).

(c) On the set $\partial D(z_+, \delta)$, the function $P_r(z)$ satisfies the condition

$$P_r(z)N(z)^{-1} = I + O(t^{-1/2}), \quad t \rightarrow +\infty. \quad (5.12)$$

The counterpart of Proposition 5.1 for the stationary point z_- can be formulated in a similar way. We proceed to consider the local parametrix around the origin.

We are looking for a 2×2 matrix-valued function $P_0(z)$ defined on the closed ball $D(0, \delta)$ satisfying the following RH problem, which we continue to denote by (LP1).

- (a) The function $P_0(z)$ is analytic in $D(0, \delta) \setminus \Sigma_T$.
- (b) On the contour $\Sigma_T^0 = D(0, \delta) \cap \Sigma_T$ the function $P_0(z)$ satisfies the jump conditions depicted on the right diagram of Figure 18.
- (c) On the set $\partial D(0, \delta)$, the function $P_0(z)$ satisfies the condition
$$P_0(z)N(z)^{-1} = I + O(t^{-1}) \quad \text{as } t \rightarrow +\infty. \quad (5.13)$$
- (d) At $z = 0$, the function $P_0(z)$ has the same behavior as $U(z)$ in (5.10) and (5.10).

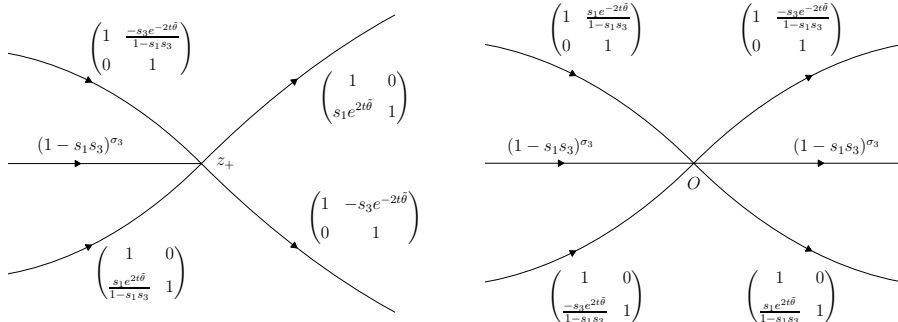


FIGURE 18. Left: Contour for the RH problem fulfilled by the local parametrix around the stationary point $z_+ = 1/2$. Right: Contour for the RH problem fulfilled by the local parametrix around the origin.

Let us assume that $[z_-, z_+]$ is a line segment between the stationary points $z_{\pm} = \pm 1/2$. Let us define the complex number

$$\nu := -\frac{1}{2\pi i} \ln(1 - s_1 s_3) \quad (5.14)$$

and consider the following function

$$N(z) := \left(\frac{z + 1/2}{z - 1/2} \right)^{\nu \sigma_3}, \quad z \in \mathbb{C} \setminus [z_-, z_+], \quad (5.15)$$

where the branch cut is taken such that $\arg(z \pm 1/2) \in (-\pi, \pi)$. Then the function $N(z)$ is a solution of the following Riemann-Hilbert problem.

- (a) The function $N(z)$ is analytic on $\mathbb{C} \setminus [z_-, z_+]$, where $z_{\pm} = \pm \frac{1}{2}$.
- (b) If we denote $S_D = (1 - s_1 s_3)^{\sigma_3}$, then the following jump relation holds

$$N_+(z) = N_-(z) S_D, \quad z \in [z_-, z_+]. \quad (5.16)$$

- (c) We have the asymptotic behavior $N(z) = I + O(1/z)$ as $z \rightarrow \infty$.

Remark 5.2. A simple calculations show that under constraints (2.10) and (2.9) the number ν is a purely imaginary complex number. Indeed, it is enough to check that $1 - s_1 s_3$ is a positive number. To see this, let us observe that

$$\begin{aligned} 1 - s_1 s_3 &= 1 - (-\sin(\pi\alpha) - ik)(-\sin(\pi\alpha) + ik) \\ &= 1 - (\sin^2(\pi\alpha) + k^2) = \cos^2(\pi\alpha) - k^2. \end{aligned}$$

Obviously $1 - s_1 s_3 > 0$ provided (2.10) is satisfied. Furthermore, under the condition (2.9), we have $\alpha = i\eta$ and $k = ik_0$, for some $\eta, k_0 \in \mathbb{R}$ and hence

$$1 - s_1 s_3 = \cos^2(\pi\alpha) - k^2 = \cosh^2(\pi\eta) + k_0^2 > 0$$

as desired. \square

Theorem 5.3. *The solution of the Riemann-Hilbert problem (LP1) is given by*

$$P_0(z) = \begin{cases} E(z)\bar{L}(t\eta(z))e^{-it\eta(z)\sigma_3}e^{-i\pi\nu\sigma_3} & \text{if } \operatorname{Im} z > 0, \\ E(z)\bar{L}(t\eta(z))e^{-it\eta(z)\sigma_3}e^{i\pi\nu\sigma_3} & \text{if } \operatorname{Im} z < 0, \end{cases} \quad (5.17)$$

where the function $E(z)$ is defined as follows

$$E(z) := \begin{cases} N(z)e^{i\pi\nu\sigma_3}, & \operatorname{Im} z > 0, \\ N(z)e^{-i\pi\nu\sigma_3}, & \operatorname{Im} z < 0 \end{cases}$$

and the branch cut is chosen such that $\arg(z \pm 1/2) \in (-\pi, \pi)$.

Proof. The fact that the function $P_0(z)$ satisfies the points (a) and (b) of the Riemann-Hilbert problem (LP1) follows directly from the formula (5.17). We show that the function $P_0(z)$ satisfies the condition (d). We assume that $t > 0$ is fixed and furthermore $0 \leq \operatorname{Re} \alpha < 1/2$. The proof in the case of $1/2 < \operatorname{Re} \alpha < 0$ is analogous. The point (c) of Theorem 3.5 says that there are $C_0 > 0$ and $\varepsilon_0 > 0$ such that

$$|L(\eta)_{kl}| \leq C_0|\eta|^{-\operatorname{Re} \alpha}, \quad \eta \in B(0, \varepsilon_0), \quad 1 \leq k, l \leq 2$$

Since $\eta(0) = 0$ and $\eta'(0) = 1$, there is $0 < \varepsilon_1 < \varepsilon_0$ such that

$$|\eta(z)|/|z| \geq 1/2, \quad |t\eta(z)| \leq \varepsilon_0, \quad |z| \leq \varepsilon_1.$$

Then, for any $1 \leq k, l \leq 2$ and $|z| \leq \varepsilon_1$, we have

$$|\bar{L}(t\eta(z))_{kl}| \leq C_0|t\eta(z)|^{-\operatorname{Re} \alpha} \leq C_1(2t)^{-\operatorname{Re} \alpha}|z|^{-\operatorname{Re} \alpha}.$$

Therefore the following inequality holds

$$|\bar{L}(t\eta(z))| \leq C_1|z|^{-\operatorname{Re} \alpha}, \quad |z| \leq \varepsilon_1, \quad (5.18)$$

where $C_1 := C_0 t^{-\operatorname{Re} \alpha}$. On the other hand, the functions $E(z)$ and $e^{-it\eta(z)\sigma_3}$ are holomorphic in a neighborhood of the origin. Therefore, decreasing $\varepsilon_1 > 0$ if necessary, we obtain the existence of $c > 0$ such that

$$|E(z)|, |e^{-it\eta(z)\sigma_3}| \leq c, \quad |z| \leq \varepsilon_1.$$

Therefore, for any $|z| \leq \varepsilon_1$, we have

$$|P_0(z)| \leq |E(z)||\bar{L}(t\eta(z))|e^{-it\eta(z)\sigma_3} \leq c^2|\bar{L}(t\eta(z))| \leq c^2 C_1 |z|^{-\operatorname{Re} \alpha},$$

which proves that $\bar{L}(z)$ satisfies condition (d). It remains to show that the condition (c) holds true. To this end, let us observe that

$$P_0(z)N(z)^{-1} - I = E(z)(\bar{L}(t\eta(z))e^{-it\eta(z)\sigma_3} - I)E(z)^{-1}. \quad (5.19)$$

On the other hand, the point (d) of Theorem 3.5 says that there are $R_0 > 0$ and $K_0 > 0$ such that

$$|\bar{L}(\eta)e^{-i\eta\sigma_3} - I| \leq K_0|\eta|^{-1}, \quad |\eta| \geq R_0. \quad (5.20)$$

Since $N(z) = I + O(1/z)$ as $z \rightarrow \infty$, there are $K_1 > 0$ and $R_1 > R_0$ such that

$$|E(z)|, |E(z)^{-1}| \leq K_1, \quad |z| \geq R_1. \quad (5.21)$$

Since the radius $\delta > 0$ is chosen so that $|\eta(z)| > c_0 > 0$ for $|z| = \delta$, we can find $t_0 > 0$ such that $|t\eta(z)| \geq R_1$ for $t > t_0$ and $|z| = \delta$. Therefore, by the equations (5.19), (7.11) and (5.21), for any $|z| \geq R_1$, we have

$$\begin{aligned} |P_0(z)N(z)^{-1} - I| &\leq |E(z)| |(\bar{L}(t\eta(z))e^{-it\eta(z)\sigma_3} - I)| |E(z)^{-1}| \\ &\leq K_0 K_1^2 |t\eta(z)|^{-1} \leq c_0^{-1} K_0 K_1^2 t, \end{aligned}$$

which gives $P_0(z)N(z)^{-1} = I + O(t^{-1})$ as $t \rightarrow +\infty$ and the proof is completed. \square

5.4. Construction of the solution and asymptotic behavior. Let us assume that $R(z)$ is a function given by the formula

$$R(z) := \begin{cases} T(z)P_r(z)^{-1}, & z \in D(z_+, \delta) \setminus \Sigma_T, \\ T(z)P_l(z)^{-1}, & z \in D(z_-, \delta) \setminus \Sigma_T, \\ T(z)P_0(z)^{-1}, & z \in D(0, \delta) \setminus \Sigma_T, \\ T(z)N(z)^{-1}, & z \in \mathbb{C} \setminus (D(z_\pm, \delta) \cup D(0, \delta) \cup \Sigma_T). \end{cases} \quad (5.22)$$

Then the function $R(z)$ is a solution of the following Riemann-Hilbert problem, which we will denote by (RH6).

- (a) The function $R(z)$ is analytic in $\mathbb{C} \setminus \Sigma_R$, where the contour Σ_R is depicted on the Figure 19.
- (b) The following jump condition holds

$$R_+(z) = R_-(z)J_R(z), \quad z \in \Sigma_R,$$

where the jump matrix is given by

$$J_R(z) := \begin{cases} P_r(z)N(z)^{-1}, & z \in \partial D(z_+, \delta), \\ P_l(z)N(z)^{-1}, & z \in \partial D(z_-, \delta), \\ P_0(z)N(z)^{-1}, & z \in \partial D(0, \delta), \\ N(z)J_T(z)N(z)^{-1}, & z \in \Sigma_R \setminus (\partial D(z_\pm, \delta) \cup \partial D(0, \delta)). \end{cases} \quad (5.23)$$

- (c) We have the following asymptotic behavior at infinity

$$R(z) = I + O(t^{-\frac{1}{2}}), \quad z \rightarrow \infty.$$

Let us consider the diagram Σ_R , depicted on Figure 19, which consists of circles C_\pm

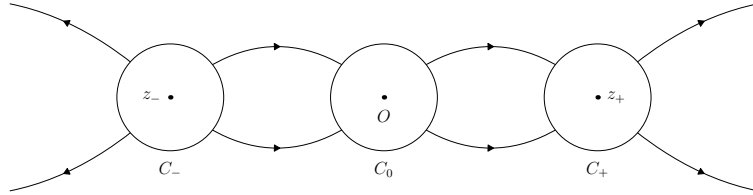


FIGURE 19. The contour Σ_R for the RH problem (RH6).

and C_0 of sufficiently small radius $\delta > 0$ and the parts of curves γ_k^\pm for $0 \leq k \leq 4$ lying outside the set $C_+ \cup C_- \cup C_0$ (see Figure 12). Then we denote

$$\Sigma'_R := \Sigma_R \setminus [C_+ \cup C_- \cup C_0].$$

Lemma 5.4. *Given $1 \leq p < +\infty$, we have the following asymptotic behavior*

$$\|J_R - I\|_{(L^p \cap L^\infty)(\Sigma_R)} = O(t^{-1/2}), \quad t \rightarrow \infty. \quad (5.24)$$

Proof. Combining Theorem 5.3 with Propositions 5.1 and ??, we infer that

$$J_R(z) := \begin{cases} I + O(t^{-1/2}), & z \in \partial D(z_{\pm}, \delta), \\ I + O(t^{-1}), & z \in \partial D(0, \delta), \\ I + O(e^{-ct}), & z \in \Sigma'_R, \end{cases} \quad (5.25)$$

which immediately gives the asymptotic behavior

$$\|J_R - I\|_{L^\infty(\Sigma_R)} = O(t^{-1/2}), \quad t \rightarrow \infty.$$

Let us assume that $h_2^+ : [0, +\infty) \rightarrow (0, +\infty)$ is a smooth function such that the map $\gamma_2^+(s) := s + ih_2^+(s)$ is a parametrization of the part of the curve $\tilde{\gamma}_2^+$ lying outside the circle C^+ . Then $h_2^+(t)/t \rightarrow \sqrt{3}/3$ as $t \rightarrow \infty$ because $\tilde{\gamma}_2^+$ is asymptotic to the ray $\{se^{i\pi/6} \mid s > 0\}$ as $s \rightarrow \infty$. Let us take $\varepsilon_0 > 0$ such that

$$4(\sqrt{3}/3 + \varepsilon_0)^3/3 - 4(\sqrt{3}/3 - \varepsilon_0) < 0$$

and observe that, for any $s > 0$, we have

$$\begin{aligned} \operatorname{Re} \tilde{\theta}(s + ih_2^+(s)) &= \frac{4}{3} h_2^+(s)^3 - 4s^2 h_2^+(s) + h_2^+(s) \\ &\leq (4(\sqrt{3}/3 + \varepsilon)^3/3 - 4(\sqrt{3}/3 - \varepsilon))s^3 + (\sqrt{3}/3 + \varepsilon)s. \end{aligned}$$

Then there is $s_0 > 0$ such that

$$\operatorname{Re} \tilde{\theta}(s + ih_2^+(s)) \leq -s, \quad s \geq s_0.$$

Using the sign change diagram for the function $\operatorname{Re} \tilde{\theta}$, which is depicted on Figure 11, we deduce the existence of constants $m > 0$ such that

$$\operatorname{Re} \tilde{\theta}(s + ih_2^+(s)) \leq -m, \quad s \in [0, s_0].$$

Furthermore the asymptotic behavior of h_2^+ implies that $\|(\gamma_2^+)' \|_{L^\infty} < \infty$. Then, for any $t > 0$, we have

$$\begin{aligned} \int_0^\infty |e^{2t\tilde{\theta}(s+ih_2^+(s))}|^p |(\gamma_2^+)'(s)| ds &\lesssim \int_0^\infty e^{2pt \operatorname{Re} \tilde{\theta}(s+ih_2^+(s))} ds \\ &= \int_0^{s_0} e^{2pt \operatorname{Re} \tilde{\theta}(s+ih_2^+(s))} ds + \int_{s_0}^\infty e^{2pt \operatorname{Re} \tilde{\theta}(s+ih_2^+(s))} ds \\ &= \int_0^{s_0} e^{-2pmt} ds + \int_{s_0}^\infty e^{-2pts} ds = s_0 e^{-2pmt} + (2pt)^{-1} e^{-2pts_0}. \end{aligned} \quad (5.26)$$

Assume that the map $\gamma_1^+ : [0, 1] \rightarrow \mathbb{C}$ is a smooth parametrization of the part of the curve $\tilde{\gamma}_1^+$ lying outside the circles C^0 and C^+ . From the sign diagram of Figure 11, it follows that there is $m' > 0$ such that

$$\operatorname{Re} \tilde{\theta}(\gamma_1^+(s)) \leq -m', \quad s \in [0, 1],$$

which implies that

$$\int_0^1 |e^{2t\tilde{\theta}(\gamma_1^+(s))}|^p |\gamma_1^+'(s)| ds \leq \|(\gamma_1^+)' \|_\infty e^{-2pm't}, \quad t > 0. \quad (5.27)$$

Performing the estimate (5.26) for the unbounded components $\tilde{\gamma}_k^\pm$ for $k = 2, 3$ and furthermore making the estimate (5.27) for all components $\tilde{\gamma}_k^\pm$ for $k = 1, 4$, gives the existence of $s_1 > 0$ and constants $a_p, A_p > 0$ such that

$$\|J_R - I\|_{L^p(\Sigma'_R)} \leq A_p e^{-a_p t}, \quad t > s_1. \quad (5.28)$$

On the other hand, by (5.25), there is $s_2 > 0$ and $B > 0$ such that

$$\begin{aligned} |J_R(z) - I| &\leq Bt^{-1/2}, \quad z \in C_\pm, \quad t \geq s_2, \\ |J_R(z) - I| &\leq Bt^{-1}, \quad z \in C_0, \quad t \geq s_2. \end{aligned} \quad (5.29)$$

This implies that, for any $t > s_2$, the following inequality holds

$$\|J_R - I\|_{L^p(C_0)}^p = \int_{C_0} |J_R(z) - I|^p |dz| \lesssim \int_{C_0} t^{-p} dt \sim t^{-p} \quad (5.30)$$

and furthermore, for any $t > s_2$, we have

$$\|J_R - I\|_{L^p(C_\pm)}^p = \int_{C_\pm} |J_R(z) - I|^p |dz| \lesssim \int_{C_\pm} t^{-p/2} dt \sim t^{-p/2}. \quad (5.31)$$

Combining (5.29), (5.30) and (5.31) yields

$$\|J_R - I\|_{L^p(\Sigma_R)} \lesssim t^{-1/2}, \quad t > s_2$$

and the proof of lemma is completed. \square

Proposition 5.5. *The Riemann-Hilbert problem (RH6) has a unique solution R with the property that*

$$\|R(0) - I\| = O(t^{-1/2}), \quad t \rightarrow +\infty.$$

Proof. From Lemma 5.4 it follows that there are $c_0, t_0 > 0$ such that

$$\|J_R - I\|_{L^2(\Sigma_R) \cap L^\infty(\Sigma_R)} \leq c_0 t^{-1/2}, \quad t > t_0. \quad (5.32)$$

Let us assume that $\mathcal{R} : L_I^2(\Sigma_R) \rightarrow L_I^2(\Sigma_R)$ is a complex linear map given by

$$\mathcal{R}(\rho) := C_-(\rho(J_R - I)), \quad \rho \in L_I^2(\Sigma_R).$$

If we take $\rho \in L_I^2(\Sigma_R)$ with $\rho = \rho_0 + a$, where $\rho_0 \in L^2(\Sigma_R)$ and $a \in M_2(\mathbb{C})$, then

$$\mathcal{R}(\rho) = C_-((\rho - a)(J_R - I)) + C_-(a(J_R - I)).$$

Therefore $\mathcal{R}(\rho) \in L^2(\Sigma_R)$ and we have the following estimates

$$\begin{aligned} \|\mathcal{R}(\rho)\|_{L^2(\Sigma_R)} &\lesssim \|(\rho - a)(J_R - I)\|_{L^2(\Sigma_R)} + \|a\| \|(J_R - I)\|_{L^2(\Sigma_R)} \\ &\leq \|J_R - I\|_{L^2(\Sigma_R) \cap L^\infty(\Sigma_R)} (\|\rho - a\|_{L^2(\Sigma_R)} + \|a\|) \\ &= \|\rho\|_{L_I^2(\Sigma_R)} \|J_R - I\|_{L^2(\Sigma_R) \cap L^\infty(\Sigma_R)}. \end{aligned} \quad (5.33)$$

Therefore, by the inequalities (5.32) and (5.33), there is $c_1 > 0$ such that

$$\|\mathcal{R}(\rho)\|_{L_I^2(\Sigma_R)} \leq c_1 t^{-1/2} \|\rho\|_{L_I^2(\Sigma_R)}, \quad t > t_0, \quad (5.34)$$

which, in particular, implies that

$$\|\mathcal{R}I\|_{L_I^2(\Sigma_R)} \leq c_1 t^{-1/2}, \quad t > t_0. \quad (5.35)$$

Furthermore (5.34) shows that there is $t_1 > t_0$ such that

$$\|\mathcal{R}\|_{L_I^2(\Sigma_R)} < 1/2, \quad t > t_1, \quad (5.36)$$

which implies that the equation $\rho - \mathcal{R}(\rho) = I$ has a unique solution $\rho \in L_I^2(\Sigma_R)$, given by the convergent Neumann series:

$$\rho = \sum_{i=0}^{\infty} \mathcal{R}^i I \quad \text{in the space } L_I^2(\Sigma_R).$$

Therefore $\rho - I \in L_I^2(\Sigma_R)$ and the inequalities (5.34) and (5.35) yield

$$\begin{aligned} \|\rho - I\|_{L_I^2(\Sigma_R)} &\leq \sum_{i=1}^{\infty} \|\mathcal{R}^i I\|_{L_I^2(\Sigma_R)} \leq \|\mathcal{R}I\|_{L^2(\Sigma_R)} \sum_{i=0}^{\infty} \|\mathcal{R}\|_{L_I^2(\Sigma_R)}^i \\ &\leq \|\mathcal{R}I\|_{L^2(\Sigma_R)} \leq c_1 t^{-1/2}, \quad t > t_1. \end{aligned} \quad (5.37)$$

From the representation formula for the solutions of the Riemann-Hilbert problem

$$R(\lambda) = I + \frac{1}{2\pi i} \int_{\Sigma_R} \frac{\rho(\xi)(J_R(\xi) - I)}{\xi - \lambda} d\xi, \quad \lambda \notin \Sigma_R,$$

which together with Hölder inequality implies that

$$\begin{aligned} \|R(0) - I\| &\leq \frac{1}{2\pi} \int_{\Sigma_R} \frac{\|\rho(\xi)(J_R(\xi) - I)\|}{|\xi|} d|\xi| \leq \delta^{-1} \int_{\Sigma_R} \|\rho(\xi)(J_R(\xi) - I)\| d|\xi| \\ &\lesssim \int_{\Sigma_R} \|(\rho(\xi) - I)(J_R(\xi) - I)\| d|\xi| + \int_{\Sigma_R} \|J_R(\xi) - I\| d|\xi| \\ &\leq \|\rho - I\|_{L^2(\Sigma_R)} \|J_R - I\|_{L^2(\Sigma_R)} + \|J_R - I\|_{L^1(\Sigma_R)}, \quad t > t_1. \end{aligned}$$

Combining this with (5.37), (5.32) and Lemma 5.4 gives

$$\|R(0) - I\| \lesssim t^{-1/2} t^{-1/2} + |x|^{-1/2} = t^{-1} + t^{-1/2}.$$

Therefore there are constants $c_2 > 0$ and $t_2 > t_1$ such that

$$\|R(0) - I\| \leq c_2 t^{-1/2}, \quad t > t_2$$

and the proof of theorem is completed. \square

Proposition 5.6. *Let us assume that $\arg \lambda \in (0, \pi/6)$ and $|\lambda| > 0$ is sufficiently close to zero. Taking into account the change of variables given by (5.3), we have*

$$Z(\lambda, x) = R(z)E(z)\hat{\Phi}_0(e^{2\pi i}it\eta(z))DKz^{-\alpha\sigma_3}e^{t\tilde{\theta}(z)\sigma_3}t^{-\frac{\alpha\sigma_3}{3}},$$

where the matrix K is defined by

$$K := (1 - s_1 s_3)^{-\frac{1}{2}} E \hat{S}_2 \begin{pmatrix} 1 & -s_3 \\ -s_1 & 1 \end{pmatrix} E^{-1}. \quad (5.38)$$

Proof. If we take $\arg \lambda \in (0, \pi/6)$, then we also have $\arg z \in (0, \pi/6)$ and, for $|\lambda|$ is sufficiently close to zero, the following equalities holds

$$\begin{aligned} Z(\lambda, x) &= \Psi(\lambda, x)e^{\theta(\lambda)\sigma_3}\lambda^{-\alpha\sigma_3} = \tilde{\Psi}(\lambda, x)E^{-1}\lambda^{-\alpha\sigma_3}e^{\theta(\lambda)\sigma_3} \\ &= \tilde{\Psi}(t^{1/3}z, -t^{2/3})E^{-1}z^{-\alpha\sigma_3}e^{t\tilde{\theta}(z)\sigma_3}t^{-\frac{\alpha\sigma_3}{3}} \\ &= U(z, t)e^{-t\tilde{\theta}(z)\sigma_3}E^{-1}z^{-\alpha\sigma_3}e^{t\tilde{\theta}(z)\sigma_3}t^{-\frac{\alpha\sigma_3}{3}} \\ &= \tilde{U}(z, t) \begin{pmatrix} 1 & 0 \\ -s_1 e^{2t\tilde{\theta}(z)} & 1 \end{pmatrix} e^{-t\tilde{\theta}(z)\sigma_3} E^{-1} z^{-\alpha\sigma_3} e^{t\tilde{\theta}(z)\sigma_3} t^{-\frac{\alpha\sigma_3}{3}} \\ &= T(z, t) \begin{pmatrix} 1 & -\frac{s_3 e^{-2t\tilde{\theta}}}{1-s_1 s_3} \\ 0 & 1 \end{pmatrix} \begin{pmatrix} 1 & 0 \\ -s_1 e^{2t\tilde{\theta}(z)} & 1 \end{pmatrix} e^{-t\tilde{\theta}(z)\sigma_3} E^{-1} z^{-\alpha\sigma_3} e^{t\tilde{\theta}(z)\sigma_3} t^{-\frac{\alpha\sigma_3}{3}}. \end{aligned}$$

It is not difficult to check that

$$\begin{pmatrix} 1 & -\frac{s_3 e^{-2t\tilde{\theta}}}{1-s_1 s_3} \\ 0 & 1 \end{pmatrix} \begin{pmatrix} 1 & 0 \\ -s_1 e^{2t\tilde{\theta}(z)} & 1 \end{pmatrix} = e^{-t\tilde{\theta}(z)\sigma_3} \begin{pmatrix} 1 & -\frac{s_3}{1-s_1 s_3} \\ 0 & 1 \end{pmatrix} S_1^{-1} e^{t\tilde{\theta}(z)\sigma_3},$$

which together with Proposition 5.5, gives

$$Z(\lambda, x) = R(z)P_0(z)e^{-t\tilde{\theta}(z)\sigma_3} \begin{pmatrix} 1 & -\frac{s_3}{1-s_1 s_3} \\ 0 & 1 \end{pmatrix} S_1^{-1} E^{-1} z^{-\alpha\sigma_3} e^{t\tilde{\theta}(z)\sigma_3} t^{-\frac{\alpha\sigma_3}{3}}. \quad (5.39)$$

Since $\arg \lambda \in (0, \pi/6)$, it follows that $\lambda \in \hat{\Omega}_u$ for sufficiently small $|\lambda| > 0$. This together with (5.17) and the equality $\eta(z) = i\tilde{\theta}(z)$, gives

$$\begin{aligned} P_0(z) &= E(z)\bar{L}(t\eta(z))e^{-it\eta(z)\sigma_3}e^{-i\pi\nu\sigma_3} = E(z)\tilde{L}(t\eta(z))e^{-it\eta(z)\sigma_3}e^{-i\pi\nu\sigma_3} \\ &= E(z)\hat{L}(it\eta(z))e^{-it\eta(z)\sigma_3}e^{-i\pi\nu\sigma_3} = E(z)\hat{\Psi}(it\eta(z))\sigma_2 E\sigma_2 e^{t\tilde{\theta}(z)\sigma_3}e^{-i\pi\nu\sigma_3}, \end{aligned} \quad (5.40)$$

which after combining with Lemma 3.2 and (5.14) yields

$$\begin{aligned} P_0(z) &= E(z)\hat{\Psi}^0(e^{2\pi i}it\eta(z))DE\hat{S}_2e^{-it\eta(z)\sigma_3}e^{-i\pi\nu\sigma_3} \\ &= E(z)\hat{\Psi}^0(e^{2\pi i}it\eta(z))DE\hat{S}_2e^{t\tilde{\theta}(z)\sigma_3}(1-s_1s_3)^{\sigma_3/2}. \end{aligned} \quad (5.41)$$

On the other hand the following equality holds

$$\begin{aligned} &e^{t\tilde{\theta}(z)\sigma_3}(1-s_1s_3)^{\frac{\sigma_3}{2}}e^{-t\tilde{\theta}(z)\sigma_3}\begin{pmatrix} 1 & -\frac{s_3}{1-s_1s_3} \\ 0 & 1 \end{pmatrix}S_1^{-1} \\ &= \begin{pmatrix} (1-s_1s_3)^{1/2} & -\frac{s_3}{(1-s_1s_3)^{1/2}} \\ 0 & (1-s_1s_3)^{-1/2} \end{pmatrix}\begin{pmatrix} 1 & -\frac{s_3}{1-s_1s_3} \\ 0 & 1 \end{pmatrix}\begin{pmatrix} 1 & 0 \\ -s_1 & 1 \end{pmatrix} \\ &= \begin{pmatrix} (1-s_1s_3)^{1/2} & -\frac{s_3}{(1-s_1s_3)^{1/2}} \\ 0 & (1-s_1s_3)^{-1/2} \end{pmatrix}\begin{pmatrix} 1 & 0 \\ -s_1 & 1 \end{pmatrix} = \frac{1}{(1-s_1s_3)^{\frac{1}{2}}}\begin{pmatrix} 1 & -s_3 \\ -s_1 & 1 \end{pmatrix}. \end{aligned} \quad (5.42)$$

Therefore substituting (5.41) into (5.39) and using (5.42), we obtain

$$Z(\lambda, x) = R(z)E(z)\hat{\Phi}_0(e^{2\pi i}it\eta(z))DKz^{-\alpha\sigma_3}e^{t\tilde{\theta}(z)\sigma_3}t^{-\frac{\alpha\sigma_3}{3}},$$

where the matrix K is given by (5.38) and the proof is completed. \square

Proposition 5.7. *The matrix K is expressed by the following formula*

$$K = \frac{-i}{(1-s_1s_3)^{1/2}}\begin{pmatrix} i\cos(\pi\alpha) + k & 0 \\ 0 & i\cos(\pi\alpha) - k \end{pmatrix}e^{-i\pi\alpha\sigma_3}.$$

Proof. Let us observe that, by the constraint condition (4.1), we have

$$\hat{S}_2\begin{pmatrix} 1 & -s_3 \\ -s_1 & 1 \end{pmatrix} = \begin{pmatrix} 1 & -s_3 \\ -2\sin(\pi\alpha) - s_1 & 1 + 2s_3\sin(\pi\alpha) \end{pmatrix} = \begin{pmatrix} 1 & -s_3 \\ s_3 & 1 + 2s_3\sin(\pi\alpha) \end{pmatrix}.$$

Recall that the matrix E is given by (4.2) and hence the inverse matrix satisfies

$$E^{-1} = \frac{1}{-2i\cos(\pi\alpha)}\begin{pmatrix} -ie^{i\pi\alpha} & -ie^{-i\pi\alpha} \\ -1 & 1 \end{pmatrix}\begin{pmatrix} p & 0 \\ 0 & q \end{pmatrix}^{-1}, \quad pq = -\frac{1}{2i\cos(\pi\alpha)}.$$

Let us consider the matrix K_0 given by

$$K_0 := \begin{pmatrix} 1 & ie^{-i\pi\alpha} \\ 1 & -ie^{i\pi\alpha} \end{pmatrix}\begin{pmatrix} 1 & -s_3 \\ s_3 & 1 + 2s_3\sin(\pi\alpha) \end{pmatrix}\begin{pmatrix} -ie^{i\pi\alpha} & -ie^{-i\pi\alpha} \\ -1 & 1 \end{pmatrix}. \quad (5.43)$$

Multiplying the first two matrices we obtain

$$K_0 = \begin{pmatrix} 1 + is_3e^{-i\pi\alpha} & -s_3 + ie^{-i\pi\alpha} + 2is_3e^{-i\pi\alpha}\sin(\pi\alpha) \\ 1 - is_3e^{i\pi\alpha} & -s_3 - ie^{i\pi\alpha} - 2is_3e^{i\pi\alpha}\sin(\pi\alpha) \end{pmatrix}\begin{pmatrix} -ie^{i\pi\alpha} & -ie^{-i\pi\alpha} \\ -1 & 1 \end{pmatrix},$$

which in turn implies that $K_0 = \begin{pmatrix} A & B \\ C & D \end{pmatrix}$, where the matrix entries are given by

$$\begin{aligned} A &= -ie^{i\pi\alpha}(1 + is_3e^{-i\pi\alpha}) + s_3 - ie^{-i\pi\alpha} - 2is_3e^{-i\pi\alpha}\sin(\pi\alpha), \\ B &= -ie^{-i\pi\alpha}(1 + is_3e^{-i\pi\alpha}) - s_3 + ie^{-i\pi\alpha} + 2is_3e^{-i\pi\alpha}\sin(\pi\alpha), \\ C &= -ie^{i\pi\alpha}(1 - is_3e^{i\pi\alpha}) + s_3 + ie^{-i\pi\alpha} + 2is_3e^{i\pi\alpha}\sin(\pi\alpha), \\ D &= -ie^{-i\pi\alpha}(1 - is_3e^{i\pi\alpha}) - s_3 - ie^{i\pi\alpha} - 2is_3e^{i\pi\alpha}\sin(\pi\alpha). \end{aligned}$$

Calculating the coefficient B gives

$$\begin{aligned}
B &= -ie^{-i\pi\alpha} + s_3e^{-2i\pi\alpha} - s_3 + ie^{-i\pi\alpha} + 2is_3e^{-i\pi\alpha}\sin(\pi\alpha) \\
&= s_3(\cos(\pi\alpha) - i\sin(\pi\alpha))^2 - s_3 + 2is_3(\cos(\pi\alpha) - i\sin(\pi\alpha))\sin(\pi\alpha) \\
&= s_3(\cos^2(\pi\alpha) - \sin^2(\pi\alpha)) - s_3 + 2s_3\sin^2(\pi\alpha) \\
&= s_3(\cos^2(\pi\alpha) + \sin^2(\pi\alpha)) - s_3 = 0
\end{aligned}$$

and similar computations for C yields

$$\begin{aligned}
C &= -ie^{i\pi\alpha} - s_3e^{2i\pi\alpha} + s_3 + ie^{-i\pi\alpha} + 2is_3e^{i\pi\alpha}\sin(\pi\alpha) \\
&= -s_3(\cos(\pi\alpha) + i\sin(\pi\alpha))^2 + s_3 + 2is_3(\cos(\pi\alpha) + i\sin(\pi\alpha))\sin(\pi\alpha) \\
&= -s_3(\cos^2(\pi\alpha) - \sin^2(\pi\alpha)) + s_3 - 2s_3\sin^2(\pi\alpha) \\
&= -s_3(\cos^2(\pi\alpha) + \sin^2(\pi\alpha)) + s_3 = 0.
\end{aligned}$$

For the coefficient A we have

$$\begin{aligned}
A &= -ie^{i\pi\alpha} + s_3 + s_3 - ie^{-i\pi\alpha} - 2is_3e^{-i\pi\alpha}\sin(\pi\alpha) \\
&= 2s_3 - 2i\cos(\pi\alpha) - 2is_3\cos(\pi\alpha)\sin(\pi\alpha) - 2s_3\sin^2(\pi\alpha) \\
&= 2s_3\cos^2(\pi\alpha) - 2i\cos(\pi\alpha) - 2is_3\cos(\pi\alpha)\sin(\pi\alpha) \\
&= 2\cos(\pi\alpha)(s_3\cos(\pi\alpha) - i - is_3\sin(\pi\alpha)).
\end{aligned} \tag{5.44}$$

Since we are considering the Riemann-Hilbert problem with the monodromy conditions (2.9) and (2.10), it follows that

$$\begin{aligned}
&s_3\cos(\pi\alpha) - i - is_3\sin(\pi\alpha) \\
&= (-\sin(\pi\alpha) + ik)\cos(\pi\alpha) - i - i(-\sin(\pi\alpha) + ik)\sin(\pi\alpha) \\
&= -\sin(\pi\alpha)\cos(\pi\alpha) + ik\cos(\pi\alpha) + k\sin(\pi\alpha) - i + i\sin^2(\pi\alpha) \\
&= -\sin(\pi\alpha)\cos(\pi\alpha) + ik\cos(\pi\alpha) + k\sin(\pi\alpha) - i\cos^2(\pi\alpha) \\
&= -i\cos(\pi\alpha)(\cos(\pi\alpha) - i\sin(\pi\alpha)) + ik(\cos(\pi\alpha) - i\sin(\pi\alpha)) \\
&= (\cos(\pi\alpha) - i\sin(\pi\alpha))(-i\cos(\pi\alpha) + ik) = -ie^{-i\pi\alpha}(\cos(\pi\alpha) - k),
\end{aligned}$$

which after substitution to (5.44) gives

$$A = -2i\cos(\pi\alpha)(\cos(\pi\alpha) - k)e^{-i\pi\alpha}.$$

It remains to calculate the coefficient D . To this end let us observe that

$$\begin{aligned}
D &= -ie^{-i\pi\alpha}(1 - is_3e^{i\pi\alpha}) - s_3 - ie^{i\pi\alpha} - 2is_3e^{i\pi\alpha}\sin(\pi\alpha) \\
&= -ie^{-i\pi\alpha} - s_3 - s_3 - ie^{i\pi\alpha} - 2is_3e^{i\pi\alpha}\sin(\pi\alpha) \\
&= -2s_3 - 2i\cos(\pi\alpha) - 2is_3\cos(\pi\alpha)\sin(\pi\alpha) + 2s_3\sin^2(\pi\alpha) \\
&= -2\cos(\pi\alpha)(s_3\cos(\pi\alpha) + i + is_3\sin(\pi\alpha)).
\end{aligned} \tag{5.45}$$

Using the conditions (2.9) and (2.10) once again we obtain

$$\begin{aligned}
&s_3\cos(\pi\alpha) + i + is_3\sin(\pi\alpha) \\
&= (-\sin(\pi\alpha) + ik)\cos(\pi\alpha) + i + i(-\sin(\pi\alpha) + ik)\sin(\pi\alpha) \\
&= -\sin(\pi\alpha)\cos(\pi\alpha) + ik\cos(\pi\alpha) - k\sin(\pi\alpha) + i - i\sin^2(\pi\alpha) \\
&= -\sin(\pi\alpha)\cos(\pi\alpha) + ik\cos(\pi\alpha) - k\sin(\pi\alpha) + i\cos^2(\pi\alpha) \\
&= i\cos(\pi\alpha)(\cos(\pi\alpha) + i\sin(\pi\alpha)) + ik(\cos(\pi\alpha) + i\sin(\pi\alpha)) \\
&= (\cos(\pi\alpha) + i\sin(\pi\alpha))(i\cos(\pi\alpha) + ik) = ie^{i\pi\alpha}(\cos(\pi\alpha) + k),
\end{aligned}$$

which together with (5.45) provides

$$D = -2i\cos(\pi\alpha)(\cos(\pi\alpha) + k)e^{i\pi\alpha}.$$

Therefore we have

$$K_0 = -2i \cos(\pi\alpha) \begin{pmatrix} (\cos(\pi\alpha) - k)e^{-i\pi\alpha} & 0 \\ 0 & (\cos(\pi\alpha) + k)e^{i\pi\alpha} \end{pmatrix}. \quad (5.46)$$

In view of (5.46) and the form of the matrix E^{-1} , we have

$$\begin{aligned} K &= \frac{1}{(1 - s_1 s_3)^{1/2}} \begin{pmatrix} p & 0 \\ 0 & q \end{pmatrix} \begin{pmatrix} (\cos(\pi\alpha) - k)e^{-i\pi\alpha} & 0 \\ 0 & (\cos(\pi\alpha) + k)e^{i\pi\alpha} \end{pmatrix} \begin{pmatrix} p & 0 \\ 0 & q \end{pmatrix}^{-1} \\ &= \frac{1}{(1 - s_1 s_3)^{1/2}} \begin{pmatrix} \cos(\pi\alpha) - k & 0 \\ 0 & \cos(\pi\alpha) + k \end{pmatrix} e^{-i\pi\alpha\sigma_3} \end{aligned}$$

and the proof is completed. \square

Proposition 5.8. *There is $x_- < 0$ such that, for any $x < x_-$, we have*

$$P(x) = \frac{1}{2} R(0, (-x)^{3/2}) e^{-i\frac{\pi}{4}\sigma_3} \begin{pmatrix} 1 & 1 - 2\alpha \\ -1 & 1 - 2\alpha \end{pmatrix} DK e^{2\pi i\alpha\sigma_3} (-ix)^{\alpha\sigma_3}.$$

Proof. Let us restrict our attention to the case when the parameter $\lambda \in \mathbb{C}$ is such that $\arg \lambda \in (0, \pi/6)$. Then after the change of variables given by (5.3), we have

$$\arg z = \arg z(\lambda) \in (0, \pi/6) \quad \text{and} \quad z(\lambda) \rightarrow 0, \quad \lambda \rightarrow 0 \quad (5.47)$$

If $|\lambda| > 0$ is sufficiently close to zero, then Proposition 5.6 says that

$$Z(\lambda, x) = R(z)E(z)\hat{\Phi}_0(e^{2\pi i}it\eta(z))DKz^{-\alpha\sigma_3}t^{-\frac{\alpha\sigma_3}{3}}.$$

By Proposition 5.7, the matrix DK is diagonal, which implies that

$$Z(\lambda, x) = R(z)E(z)\hat{\Phi}_0(e^{2\pi i}it\eta(z))z^{-\alpha\sigma_3}DKt^{-\frac{\alpha\sigma_3}{3}}. \quad (5.48)$$

By (5.47), we have $\operatorname{Im} z = \operatorname{Im} z(\lambda) > 0$ and hence

$$\lim_{z \rightarrow 0} E(z) = \lim_{z \rightarrow 0} \left(\frac{z + 1/2}{z - 1/2} \right)^{\nu\sigma_3} e^{i\pi\nu\sigma_3} = I. \quad (5.49)$$

By Lemma 3.1, the function $z \mapsto \hat{\Phi}^0(z)z^{-\alpha\sigma_3}$ is holomorphic on the complex plane and the following convergence holds

$$\lim_{z \rightarrow 0} \hat{\Phi}^0(z)z^{-\alpha\sigma_3} = \frac{1}{2} e^{-i\frac{\pi}{4}\sigma_3} \begin{pmatrix} 1 & 1 - 2\alpha \\ -1 & 1 - 2\alpha \end{pmatrix}. \quad (5.50)$$

On the other hand, we have the following limits

$$\lim_{z \rightarrow 0} (e^{2\pi i}it\eta(z))^{\alpha\sigma_3} z^{-\alpha\sigma_3} = \lim_{z \rightarrow 0} e^{2\pi i\alpha\sigma_3} [it\eta(z)/z]^{\alpha\sigma_3} = e^{2\pi i\alpha} (it)^{\alpha\sigma_3}. \quad (5.51)$$

Combining (5.50) and (5.51) with the following equality

$$\hat{\Phi}_0(e^{2\pi i}it\eta(z))z^{-\alpha\sigma_3} = \hat{\Phi}_0(e^{2\pi i}it\eta(z))(e^{2\pi i}it\eta(z))^{-\alpha\sigma_3}(e^{2\pi i}it\eta(z))^{\alpha\sigma_3}z^{-\alpha\sigma_3},$$

implies that

$$\lim_{z \rightarrow 0} \hat{\Phi}_0(e^{2\pi i}it\eta(z))z^{-\alpha\sigma_3} = \frac{1}{2} e^{-i\frac{\pi}{4}\sigma_3} \begin{pmatrix} 1 & 1 - 2\alpha \\ -1 & 1 - 2\alpha \end{pmatrix} e^{2\pi i\alpha\sigma_3} (it)^{\alpha\sigma_3}. \quad (5.52)$$

If we substitute (5.49) and (5.52) into (5.48), then the fact that the matrix DK is diagonal leads us to the following equalities

$$\begin{aligned}
P(-x) &= \lim_{\lambda \rightarrow 0} Z(\lambda, x) = \lim_{z \rightarrow 0} R(z)E(z)\hat{\Phi}_0(e^{2\pi i}it\eta(z))z^{-\alpha\sigma_3}DK e^{t\tilde{\theta}(z)\sigma_3}t^{-\frac{\alpha\sigma_3}{3}} \\
&= \frac{1}{2}R(0, t)e^{-i\frac{\pi}{4}\sigma_3} \begin{pmatrix} 1 & 1-2\alpha \\ -1 & 1-2\alpha \end{pmatrix} e^{2\pi i\alpha\sigma_3(it)^{\alpha\sigma_3}}DK e^{t\tilde{\theta}(z)\sigma_3}t^{-\frac{\alpha\sigma_3}{3}} \\
&= \frac{1}{2}R(0, t)e^{-i\frac{\pi}{4}\sigma_3} \begin{pmatrix} 1 & 1-2\alpha \\ -1 & 1-2\alpha \end{pmatrix} DK e^{2\pi i\alpha\sigma_3(it)^{\alpha\sigma_3}}t^{-\frac{\alpha\sigma_3}{3}} \\
&= \frac{1}{2}R(0, t)e^{-i\frac{\pi}{4}\sigma_3} \begin{pmatrix} 1 & 1-2\alpha \\ -1 & 1-2\alpha \end{pmatrix} DK e^{2\pi i\alpha\sigma_3}t^{\frac{2\alpha\sigma_3}{3}} \\
&= \frac{1}{2}R(0, (-x)^{3/2})e^{-i\frac{\pi}{4}\sigma_3} \begin{pmatrix} 1 & 1-2\alpha \\ -1 & 1-2\alpha \end{pmatrix} DK e^{2\pi i\alpha\sigma_3}(-ix)^{\alpha\sigma_3},
\end{aligned}$$

which completes the proof of the proposition. \square

6. PROOF OF THEOREM 2.2

Propositions 4.5 and 5.8 says that, there is $x_0 > 0$ such that, for $x > x_0$, the function $P(x)$ has the following form

$$\begin{aligned}
P(x) &= \frac{1}{2}X(0, x)\chi(0, x)e^{-i\frac{\pi}{4}\sigma_3} \begin{pmatrix} 1 & 1 \\ -1 & 1 \end{pmatrix} \begin{pmatrix} 1 & 0 \\ 0 & 1-2\alpha \end{pmatrix} e^{2\pi i\alpha\sigma_3}(-ix)^{\alpha\sigma_3}D, \\
P(-x) &= \frac{1}{2}R(0, x^{3/2})e^{-i\frac{\pi}{4}\sigma_3} \begin{pmatrix} 1 & 1 \\ -1 & 1 \end{pmatrix} \begin{pmatrix} 1 & 0 \\ 0 & 1-2\alpha \end{pmatrix} DK e^{2\pi i\alpha\sigma_3}(ix)^{\alpha\sigma_3}.
\end{aligned}$$

Let us observe that, for any $x > 0$, we have

$$(ix)^{\alpha\sigma_3}(-ix)^{-\alpha\sigma_3} = (|x|e^{i\frac{\pi}{2}})^{\alpha\sigma_3} (|x|e^{-i\frac{\pi}{2}})^{-\alpha\sigma_3} = e^{i\frac{\pi}{2}\alpha\sigma_3}e^{i\frac{\pi}{2}\alpha\sigma_3} = e^{i\pi\alpha\sigma_3},$$

which together with Proposition 5.7, implies that

$$P(-x)P(x)^{-1} = R(0, x^{3/2})H\chi(0, x)^{-1}X(0, x)^{-1}, \quad x > x_0, \quad (6.1)$$

where the matrix H , is given by

$$H := \frac{1}{2}e^{-i\frac{\pi}{4}\sigma_3} \begin{pmatrix} 1 & 1 \\ -1 & 1 \end{pmatrix} K e^{i\pi\alpha\sigma_3} \begin{pmatrix} 1 & -1 \\ 1 & 1 \end{pmatrix} e^{i\frac{\pi}{4}\sigma_3}.$$

Observe that writing $h_{\pm} := (1 - s_1 s_3)^{-\frac{1}{2}}(\cos(\pi\alpha) \mp k)/2$, we have

$$\begin{aligned}
H &= e^{-i\frac{\pi}{4}\sigma_3} \begin{pmatrix} 1 & 1 \\ -1 & 1 \end{pmatrix} \begin{pmatrix} h_+ & 0 \\ 0 & h_- \end{pmatrix} \begin{pmatrix} 1 & -1 \\ 1 & 1 \end{pmatrix} e^{i\frac{\pi}{4}\sigma_3} \\
&= e^{-i\frac{\pi}{4}\sigma_3} \begin{pmatrix} h_+ + h_- & h_- - h_+ \\ h_- - h_+ & h_+ + h_- \end{pmatrix} e^{i\frac{\pi}{4}\sigma_3} = \begin{pmatrix} h_+ + h_- & i(h_+ - h_-) \\ i(h_- - h_+) & h_+ + h_- \end{pmatrix},
\end{aligned}$$

which together with (6.1) gives

$$\lim_{x \rightarrow +\infty} P(x)P(-x)^{-1} = H^{-1} = \begin{pmatrix} h_+ + h_- & i(h_- - h_+) \\ i(h_+ - h_-) & h_+ + h_- \end{pmatrix}.$$

If we define the constant

$$v_{\infty} := \lim_{x \rightarrow +\infty} \int_{-x}^x u(y) dy,$$

then the formula (2.16) implies that

$$\begin{pmatrix} (e^{v_\infty} + e^{-v_\infty})/2 & i(e^{v_\infty} - e^{-v_\infty})/2 \\ -i(e^{v_\infty} - e^{-v_\infty})/2 & (e^{v_\infty} + e^{-v_\infty})/2 \end{pmatrix} = \begin{pmatrix} h_+ + h_- & i(h_- - h_+) \\ i(h_+ - h_-) & h_+ + h_- \end{pmatrix}$$

and consequently we have

$$\begin{aligned} \exp \left(\lim_{x \rightarrow +\infty} \int_{-x}^x u(y) dy \right) &= e^{v_\infty} = 2h_- = (1 - s_1 s_3)^{-\frac{1}{2}} (\cos(\pi\alpha) + k) \\ &= (\cos^2(\pi\alpha) - k^2)^{-1/2} (\cos(\pi\alpha) + k) \end{aligned}$$

and the proof is completed. \square

7. SELF-SIMILAR SOLUTIONS FOR A LOCALIZED INDUCTION APPROXIMATION

In this section we consider the flow of planar curves, which is governed by the following differential equation

$$z_t = -k_s n - \frac{1}{2} k^2 T, \quad t, s \in \mathbb{R}. \quad (7.1)$$

Here z is the flow of regular curves living in the complex plane, s is the arc-length parameter, T is the vector field of tangent vectors, $n := iT$ is the oriented normal vector field and k is the curvature defined by $T_s = kn$. The equation (7.1) is known as the *localized induction approximation* (LIA). Developing the normal vector field n and curvature k with respect to the parametrization z , it is not difficult to check that the equation (7.1) can be written in the form of the following geometric flow

$$\begin{cases} z_t = -z_{sss} + \frac{3}{2} \bar{z}_s z_{ss}^2, & t, s \in \mathbb{R}, \\ |z_s|^2 = 1, & t, s \in \mathbb{R}. \end{cases} \quad (7.2)$$

Remark 7.1. Let us observe that the system (7.2) is time-reversible and invariant under rotations. More precisely, if $z(s, t)$ is a solution of (7.2) and $\theta \in \mathbb{R}$, then the functions $z(-s, -t)$ and $e^{i\theta} z(s, t)$ also satisfy this system. \square

We are ready to formulate the second result of this paper.

Theorem 7.2. *Given $\mu \in \mathbb{R}$ and $\theta^\pm \in [0, 2\pi)$ with $|\theta^+ - \theta^-| \neq \pi$, there is a smooth solution of the equation (7.1) satisfying*

$$|z(t, s) - z_0(s)| < ct^{\frac{1}{3}}, \quad s \in \mathbb{R} \setminus \{0\}, \quad t > 0,$$

where $c > 0$ is a constant and

$$z_0(s) = \begin{cases} \frac{s}{\sqrt{1 + \mu^2}} e^{i(\theta^+ - \mu \ln s)}, & s > 0, \\ \frac{s}{\sqrt{1 + \mu^2}} e^{i(\theta^- - \mu \ln |s|)}, & s < 0. \end{cases}$$

In particular, the initial condition $\lim_{t \rightarrow 0} z(t) = z_0$ is satisfied in the sense of the tempered distributions.

Following [40], we look for the solutions among smooth functions of the form

$$z(s, t) = t^{1/3} e^{-i\frac{\mu}{3} \ln t} \omega \left(\frac{s}{t^{1/3}} \right), \quad t > 0, \quad s \in \mathbb{R}, \quad (7.3)$$

where $\omega : \mathbb{R} \rightarrow \mathbb{R}$ is a smooth map. Then z solves the system (7.2) if and only if ω satisfies the equation

$$\begin{cases} \frac{-i\mu + 1}{3} \omega - \frac{s}{3} \omega' = -\omega_{sss} + \frac{3}{2} \bar{\omega}_s \omega_{ss}^2, & s \in \mathbb{R}, \\ |\omega_s|^2 = 1. \end{cases} \quad (7.4)$$

On the other hand, if we consider the function

$$\omega(s) = \int_0^s \exp\left(\frac{2}{3^{1/3}} \int_0^{s'} u(s''/3^{1/3}) ds''\right) ds' + \omega_0, \quad (7.5)$$

where $u : \mathbb{R} \rightarrow i\mathbb{R} \subset \mathbb{C}$ is a smooth map and

$$\omega_0 := -\frac{2\sqrt[3]{3}}{1-i\mu}(u_x(0) - u^2(0)),$$

then ω is a solution the system (7.4) if and only if u satisfies the equation

$$u''(x) = xu(x) + 2u^3(x) + i\mu/2. \quad (7.6)$$

Substituting (7.5) into (7.3), we obtain the following explicit formula on self-similar solutions for the localized induction approximation

$$z(t, s) = t^{\frac{1}{3}} e^{-i\frac{\mu}{3} \ln t} \left[\int_0^{s/t^{\frac{1}{3}}} \exp\left(\frac{2}{3^{1/2}} \int_0^{s'} u(s''/3^{1/2}) ds''\right) ds' + \omega_0 \right], \quad (7.7)$$

where the profile function u is a purely imaginary solution of the inhomogeneous PII equation with the constant $\alpha = -i\mu/2$. Before we proceed to the proof of Theorem 7.2, we formulate the following proposition (see [40, Proposition 2.1]), which describes the asymptotic behavior of $u(x)$ and $u_x(x)$ as $x \rightarrow -\infty$.

Proposition 7.3. *If u is a purely imaginary solution of the equation (7.6), then there are constants $\rho \in \mathbb{R}$ and $\varphi \in [0, 2\pi)$ such that as $x \rightarrow -\infty$, the function u has the following asymptotic behavior*

$$u(x) = 2i\rho(-x)^{-\frac{1}{4}} \cos\left(\frac{2}{3}(-x)^{\frac{3}{2}} + 3\rho^2 \ln(-x) + \varphi\right) - \frac{i\mu}{2x} + O((-x)^{-\frac{7}{4}}), \quad (7.8)$$

$$u_x(x) = 2i\rho(-x)^{\frac{1}{4}} \sin\left(\frac{2}{3}(-x)^{\frac{3}{2}} + 3\rho^2 \ln(-x) + \varphi\right) + O((-x)^{-\frac{5}{4}}). \quad (7.9)$$

We will also need the following result concerning asymptotic behavior of $u(x)$ and $u_x(x)$ as $x \rightarrow +\infty$.

Proposition 7.4. *If $\alpha \in i\mathbb{R}$ and $k \in i\mathbb{R}$, then we have*

$$u(x; \alpha, k) = \frac{\alpha}{x} + O(x^{-4}), \quad x \rightarrow +\infty \quad (7.10)$$

and there is a constant $C > 0$ depending on the solution $u(\cdot; k)$ such that

$$|u_x(x; \alpha, k)| \leq C, \quad x \geq 0. \quad (7.11)$$

Proof. Using the results obtained in [20, Theorem 11.5], [27, Theorem 2.2], we find that the solution $u(\cdot; \alpha, k)$ has the following asymptotic behavior

$$u(x; \alpha, k) = B(\alpha; x) + kAi(x)(1 + O(x^{-3/4})), \quad x \rightarrow +\infty, \quad (7.12)$$

where $Ai(x)$ is the Airy function and $B(\alpha; x)$ satisfies

$$B(\alpha; x) = \frac{\alpha}{x} + O(x^{-4}), \quad x \rightarrow +\infty.$$

Thus (7.10) follows. By (7.12) there are constants $C_0 > 0$ and $M \geq 1$ such that

$$|u(x) - \frac{\alpha}{x}| \leq C_0|x|^{-4}, \quad x \geq M,$$

which implies that, for any $x \geq M$, we have

$$|u(x)| \leq |\alpha||x|^{-1} + C_0|x|^{-4} \leq (|\alpha| + C_0)|x|^{-1} \quad (7.13)$$

Since the solution u has no pole on the real line, we multiply the equation (2.1), by u_x we have

$$\frac{d}{dx}(u_x^2 - xu^2 - u^4 + 2\alpha u) = -u^2, \quad x \in \mathbb{R},$$

which after integration gives

$$u_x(x)^2 = xu(x)^2 + u(x)^4 - 2\alpha u(x) + L - \int_M^x u(y)^2 dy, \quad x \geq M, \quad (7.14)$$

where we define

$$L := u_x(0)^2 - u(0)^4 + 2\alpha u(0) - \int_0^M u(y)^2 dy.$$

Using (7.13), we find that, for any $x \geq M$, the following estimates hold

$$\begin{aligned} |xu(x)^2| &\leq (|\alpha| + C_0)^2 |x|^{-1} \leq (|\alpha| + C_0)^2 M^{-1}, \\ |u(x)^4| &\leq (|\alpha| + C_0)^4 |x|^{-4} \leq (|\alpha| + C_0)^4 M^{-4}, \\ \int_M^x |u(y)|^2 dy &\leq (|\alpha| + C_0)^2 (M^{-2} - x^{-2}) \leq (|\alpha| + C_0)^2 M^{-2} \end{aligned} \quad (7.15)$$

Let us recall that, by Proposition 2.1, the solution u does not admit poles on the real line. Therefore, combining (7.15) and (7.14) gives the inequality

$$|u_x(x)|^2 \leq C, \quad x \geq 0,$$

where the constant $C > 0$ depends on u and thus the estimate (7.11) follows. \square

By the symmetry relations collected in Remark 7.1, the proof of Theorem 7.2 will be a consequence of the following result.

Proposition 7.5. *Given $a \in (-\pi/2, \pi/2)$ and $\mu \in \mathbb{R}$, there are $\theta^\pm \in [0, 2\pi)$ with $\exp i(\theta^+ - \theta^-) = \exp(2ia)$ and a purely imaginary solution u of the PII equation such that the function z , given by the formula (7.7), is a smooth solution of the equation (7.1) satisfying*

$$|z(t, s) - z_0(s)| < ct^{\frac{1}{3}}, \quad s \in \mathbb{R} \setminus \{0\}, \quad t > 0,$$

where $c > 0$ is a constant and

$$z_0(s) = \begin{cases} \frac{s}{\sqrt{1+\mu^2}} e^{i(\theta^+ - \mu \ln s)}, & s > 0, \\ \frac{s}{\sqrt{1+\mu^2}} e^{i(\theta^- - \mu \ln |s|)}, & s < 0. \end{cases}$$

Proof. It is not difficult to check that there is unique $k_0 \in i\mathbb{R}$ such that

$$\frac{\cos(i\pi\mu/2) - k_0}{(\cos^2(i\pi\mu) - k_0^2)^{1/2}} = e^{ia}. \quad (7.16)$$

Combining Propositions 7.3 and 7.4 with Theorem 2.2 gives

$$\exp \left(\int_{-\infty}^{+\infty} u(y; -i\mu/2, k_0) dy \right) = \frac{\cos(i\pi\mu/2) - k_0}{(\cos^2(i\pi\mu) - k_0^2)^{1/2}} = e^{ia}. \quad (7.17)$$

Let us denote $u^{a,\mu} := u(\cdot; -i\mu/2, k_0)$. We show that the function

$$z^{a,\mu}(t, s) := t^{\frac{1}{3}} e^{-i\frac{\mu}{3} \ln t} \left[\int_0^{s/t^{\frac{1}{3}}} \exp \left(\frac{2}{3^{1/2}} \int_0^{s'} u^{\mu,a}(s''/3^{1/2}) ds'' \right) ds' + \omega_0 \right]$$

is solution of the equation (7.1) satisfying, for some $c > 0$, the following inequality

$$|z(t, s) - z_0(s)| < ct^{\frac{1}{3}}, \quad s \in \mathbb{R} \setminus \{0\}, \quad t > 0.$$

To this end, we define $v(s) := (2/\sqrt[3]{3})u^{a,\mu}(s/\sqrt[3]{3})$ for $s \in \mathbb{R}$. It is not difficult to check that we have the following relations

$$\omega_{ss} = \omega_s v, \quad \omega_{sss} = \omega_s v_s + \omega_s v^2. \quad (7.18)$$

If the function g defined by the formula

$$g(s) = e^{i\mu \ln |s|} \omega(s)/s, \quad s \neq 0. \quad (7.19)$$

then, by (7.4) and (7.18), we have

$$\begin{aligned} \frac{i\mu - 1}{3} \omega + \frac{s}{3} \omega_s &= \omega_{sss} - \frac{3}{2} \bar{\omega}_s \omega_{ss}^2 = \omega_s v_s + \omega_s v^2 - \frac{3}{2} \bar{\omega}_s \omega_s^2 v^2 \\ &= \omega_s v_s + \omega_s v^2 - \frac{3}{2} \omega_s v^2 = \omega_s v_s - \frac{1}{2} \omega_s v^2. \end{aligned} \quad (7.20)$$

Differentiating function g and using (7.30), we have

$$g'(s) = e^{i\mu \ln |s|} \frac{(i\mu - 1)\omega + s\omega_s}{s^2} = \frac{3}{s^2} \left(v_s - \frac{1}{2} v^2 \right) \omega_s e^{i\mu \ln |s|}, \quad (7.21)$$

which together with Propositions 7.3 and 7.4 implies that the function g' is integrable in the neighbourhood of $\pm\infty$ and

$$sg'(s) \rightarrow 0, \quad s \rightarrow \pm\infty. \quad (7.22)$$

Consequently the limits $g(\pm\infty)$ are well-defined and satisfy

$$g(s) = g(+\infty) - 3 \int_s^{+\infty} \frac{1}{r^2} \left(v_r - \frac{1}{2} v^2 \right) \omega_r e^{i\mu \ln |r|} dr, \quad s > 0, \quad (7.23)$$

$$g(s) = g(-\infty) + 3 \int_{-\infty}^s \frac{1}{r^2} \left(v_r - \frac{1}{2} v^2 \right) \omega_r e^{i\mu \ln |r|} dr, \quad s < 0. \quad (7.24)$$

Using (7.21) once again, we obtain

$$\begin{aligned} sg'(s) &= e^{i\mu \ln |s|} (i\mu - 1)\omega(s)s^{-1} + e^{i\mu \ln |s|} \omega_s(s) \\ &= -(1 - i\mu)g(s) + e^{i\mu \ln |s|} \omega_s(s), \end{aligned} \quad (7.25)$$

which together with (7.22) gives

$$|g(\pm\infty)| = (1 + \mu^2)^{-1/2}$$

and hence, there are $\theta^\pm \in [0, 2\pi)$, such that

$$g(\pm\infty) = (1 + \mu^2)^{-1/2} e^{i\theta^\pm}.$$

Therefore, by (7.25) and (7.22), we have

$$\lim_{s \rightarrow +\infty} \frac{\omega'(s)}{\omega'(-s)} = \lim_{s \rightarrow +\infty} \frac{sg'(s) + (1 - i\mu)g(s)}{(-s)g'(-s) + (1 - i\mu)g(-s)} = \frac{g(+\infty)}{g(-\infty)}.$$

Therefore, by the equations (7.5) and (7.17), we have

$$\begin{aligned} e^{i(\theta^+ - \theta^-)} &= \frac{g(+\infty)}{g(-\infty)} = \lim_{x \rightarrow +\infty} \frac{\omega'(x)}{\omega'(-x)} = \lim_{x \rightarrow +\infty} \exp \left(\frac{2}{3^{1/3}} \int_{-x}^x u(s/3^{1/3}) ds \right) \\ &= \lim_{x \rightarrow +\infty} \exp \left(2 \int_{-x/3^{1/3}}^{x/3^{1/3}} u(s) ds \right) = \exp \left(2 \int_{-\infty}^{+\infty} u(s) ds \right) = e^{2ia}. \end{aligned}$$

Moreover, by the equation (7.19), we have

$$sg(st^{-1/3}) = e^{i\mu \ln |st^{-1/3}|} t^{1/3} \omega(st^{-1/3}), \quad s \in \mathbb{R} \setminus \{0\}, \quad t > 0, \quad (7.26)$$

which implies that, for any $s \in \mathbb{R} \setminus \{0\}$ and $t > 0$, we have

$$\begin{aligned} |z^{\mu,a}(t, s) - z_0^{\mu,a}(s)| &= |e^{-i\frac{\mu}{3} \ln t} t^{\frac{1}{3}} \omega\left(\frac{s}{t^{1/3}}\right) - \frac{se^{i\theta^\pm}}{\sqrt{1+\mu^2}} e^{-i\mu \ln |s|}| \\ &= |e^{i\mu \ln(|s|t^{-\frac{1}{3}})} t^{\frac{1}{3}} \omega\left(\frac{s}{t^{1/3}}\right) - \frac{se^{i\theta^\pm}}{\sqrt{1+\mu^2}}| = |sg(st^{-\frac{1}{3}}) - sg(\pm\infty)| \end{aligned} \quad (7.27)$$

Observe that, by Propositions 7.4 and 7.3, there are a constant $C_1 > 0$ such that

$$|v(x)|^2 \leq C_1, \quad |v_x(x)| \leq C_1, \quad x \geq 0, \quad (7.28)$$

$$|v(x)|^2 \leq C_1, \quad |v_x(x)| \leq C_1(1 + |x|^{1/4}), \quad x \leq 0. \quad (7.29)$$

Therefore, if $s > 0$ then combining (7.27), (7.23) and (7.28), gives

$$\begin{aligned} |z^{\mu,a}(t, s) - z_0^{\mu,a}(s)| &\leq 3s \int_{st^{-1/3}}^{+\infty} \left| \frac{1}{r^2} \left(v_r - \frac{1}{2} v^2 \right) \right| dr \\ &= 6sC_1 \int_{st^{-1/3}}^{+\infty} \frac{1}{r^2} dr \leq 6C_1 \frac{s}{st^{-1/3}} = 6C_1 t^{1/3}, \quad t > 0. \end{aligned}$$

Assume that $s < 0$ and $|st^{-1/3}| \leq 1$. Then, by (7.27), (7.24) and (7.29), we have

$$\begin{aligned} |z^{\mu,a}(t, s) - z_0^{\mu,a}(s)| &\leq 3|s| \int_{-\infty}^{st^{-1/3}} \left| \frac{1}{r^2} \left(v_r - \frac{1}{2} v^2 \right) \right| dr \\ &\leq 3C_1 |s| \int_{-\infty}^{st^{-1/3}} \frac{2}{r^2} (1 + |r|^{1/4}) dr = 6C_1 |s| \left(\frac{1}{|s|t^{-1/3}} + \frac{4}{3} \frac{1}{(|s|t^{-1/3})^{\frac{3}{4}}} \right) \\ &= 6C_1 |s| \left(\frac{1}{|s|t^{-1/3}} + \frac{4}{3} \frac{(|s|t^{-1/3})^{\frac{1}{4}}}{|s|t^{-1/3}} \right) \leq 18C_1 |s| \frac{1}{|s|t^{-1/3}} = 18C_1 t^{1/3}, \end{aligned}$$

as required. On the other hand, if $s < 0$ and $|st^{-1/3}| \geq 1$, then, integrating by parts and using (7.18), gives

$$\begin{aligned} \int_{-\infty}^s \frac{1}{r^2} \left(v_r - \frac{1}{2} v^2 \right) \omega_r e^{i\mu \ln |r|} dr \\ = \frac{v(s)}{s^2} \omega_s e^{i\mu \ln |s|} + (2i - \mu) \int_{-\infty}^s \frac{v}{r^3} \omega_r e^{i\mu \ln |r|} dr - \frac{3}{2} \int_{-\infty}^s \frac{v^2}{r^2} \omega_r e^{i\mu \ln |r|} dr. \end{aligned}$$

Combining this with (7.27), (7.24) and (7.29), yields

$$\begin{aligned} |z^{\mu,a}(t, s) - z_0^{\mu,a}(s)| &\leq 3|s| \int_{-\infty}^{st^{-1/3}} \left| \frac{1}{r^2} \left(v_r - \frac{1}{2} v^2 \right) \omega_r e^{i\mu \ln |r|} \right| dr \\ &\leq 3C_1 |s| \left(\frac{1}{(|s|t^{-1/3})^2} + (4 + \mu^2)^{\frac{1}{2}} \int_{-\infty}^{st^{-1/3}} \frac{1}{|r|^3} dr + \int_{-\infty}^{st^{-1/3}} \frac{1}{r^2} dr \right) \\ &= 3C_1 |s| \left(\frac{1}{(|s|t^{-1/3})^2} + \frac{1}{2} \frac{(4 + \mu^2)^{\frac{1}{2}}}{(|s|t^{-1/3})^2} + \frac{1}{|s|t^{-1/3}} \right) \\ &\leq 3C_1 |s| \left(\frac{1}{|s|t^{-1/3}} + \frac{1}{2} \frac{(4 + \mu^2)^{\frac{1}{2}}}{|s|t^{-1/3}} + \frac{1}{|s|t^{-1/3}} \right) \leq Ct^{1/3}, \end{aligned}$$

where we denote $C := 3C_1(2 + (4 + \mu^2)^{1/2})$ and the proof is completed. \square

Proof of Theorem 7.2. Let us denote $a := (\theta^+ - \theta^-)/2$. Since the system (7.2) is invariant under rotations (see Remark 7.1), without loss of generality we can

assume that $a \in (-\pi/2, \pi/2)$. By Theorem 7.2, there are $\tilde{\theta}^+, \tilde{\theta}^- \in [0, 2\pi)$ with

$$e^{i(\tilde{\theta}^+ - \tilde{\theta}^-)} = e^{2ia} = e^{i(\theta^+ - \theta^-)} \quad (7.30)$$

and a smooth solution \tilde{z} of the equation (7.1) satisfying

$$|\tilde{z}(t, s) - \tilde{z}_0(s)| < ct^{\frac{1}{3}}, \quad s \in \mathbb{R} \setminus \{0\}, \quad t > 0,$$

where $c > 0$ is a constant and

$$\tilde{z}_0(s) = \begin{cases} \frac{s}{\sqrt{1+\mu^2}} e^{i(\tilde{\theta}^+ - \mu \ln s)}, & s > 0, \\ \frac{s}{\sqrt{1+\mu^2}} e^{i(\tilde{\theta}^- - \mu \ln |s|)}, & s < 0. \end{cases}$$

Using rotation invariance of the system (7.2) once again we infer that the function $z := e^{-i(\theta^- - \tilde{\theta}^-)} \tilde{z}$ is also a solution of the system (7.1) and (7.30) gives

$$\begin{aligned} |z(t, s) - z_0(s)| &= |e^{-i(\theta^- - \tilde{\theta}^-)} \tilde{z}(t, s) - z_0(s)| \\ &= |\tilde{z}(t, s) - \tilde{z}_0(s)| < ct^{\frac{1}{3}}, \quad s \in \mathbb{R} \setminus \{0\}, \quad t > 0, \end{aligned}$$

which completes the proof.

8. APPENDIX: CLASSICAL SOLUTIONS FOR A RH-PROBLEM

A smooth curve in the complex plane is defined as a smooth map $\gamma : J \rightarrow \mathbb{C}$ is a map from the closed interval $J \subset \mathbb{R}$ to a complex plane with non-vanishing derivative. We also require that the map γ is injective with the possible exception when the interval J becomes a bounded interval $J = [a, b]$ and the endpoints of the curve overlap: $\gamma(a) = \gamma(b)$. In this case the curve is called closed and the function γ is required to be injective everywhere on (a, b) with the equality of derivatives at the ends of the interval $\gamma'(a) = \gamma'(b)$. Let us assume that M_2 is the linear space of 2×2 complex matrices. Given a measurable function $f : \Sigma \rightarrow M_2$, we define the L^2 norm as

$$\|f\|_{L^2(\Sigma)} := \left(\int_{\Sigma} |f|^2 d|\lambda| \right)^{1/2}.$$

Then we consider $L^2(\Sigma)$ as a space of measurable functions f such that $\|f\|_{L^2(\Sigma)} < \infty$. If the contour Σ is unbounded, then we introduce a larger space $L_I^2(\Sigma)$, to be the set of 2×2 matrix valued functions f on Σ with the property that there is a matrix a such that $f - a \in L^2(\Sigma)$. Since the contour Σ is unbounded, it follows that such a matrix a is determined uniquely for any function f and therefore we can denote it by $f(\infty)$. Then we can define the norm for the space $L_I^2(\Sigma)$ as

$$\|f\|_{L_I^2(\Sigma)} := \left(\|f - f(\infty)\|_{L^2(\Sigma)}^2 + |f(\infty)|^2 \right)^{1/2}, \quad f \in L_I^2(\Sigma).$$

Hence we can define the contour Σ of the complex plane consisting of finite number of smooth curves such that the curves intersect in finite number of points and the set $\mathbb{C} \setminus \Sigma$ has a finite number of connected components. Let us observe that the contour Σ has an orientation determined by orientations of its component curves and therefore, in the usual way, we can define the $(+)$ and the $(-)$ sides of the contour Σ . Let us denote by S the set of points of self-intersection of Σ and let $\Omega_1, \Omega_2, \dots, \Omega_n$ be a connected components of the set $\mathbb{C} \setminus \Sigma$. We write $\Sigma^0 := \Sigma \setminus S$ and consider the $G : \Sigma^0 \rightarrow M_2$ as a smooth map with the property that, for any connected component σ of Σ^0 , the function G has a smooth extension to $\bar{\sigma}$. The classical Riemann-Hilbert problem consists of finding a piecewise analytic function $Y(\lambda)$ with values in the space M_2 such that the following conditions are satisfied.

(a) For each k , the restriction $Y|_{\Omega_k}$ is holomorphic on Ω_k and continuous in $\bar{\Omega}_k$.

- (b) If $Y_+(\lambda)$ and $Y_-(\lambda)$ are the limit functions of $Y(\lambda)$ from the left and right side of Σ , respectively, then we have the following jump relation

$$Y_+(\lambda) = Y_-(\lambda)G(\lambda), \quad \lambda \in \Sigma. \quad (8.1)$$

- (c) At $\lambda = \infty$ the function $Y(\lambda)$ has the following asymptotic behavior

$$Y(\lambda) = I + O(1/\lambda), \quad \lambda \rightarrow \infty. \quad (8.2)$$

From the results of [44] (see also [20] and [41]) it is known that the Riemann-Hilbert problem has a solution provided the following assumptions are satisfied.

- (i) For any connected component σ of Σ^0 , there is an open neighborhood U_σ of $\bar{\sigma}$ such that the restriction of G to σ admits a holomorphic continuation to U_σ .
- (ii) For any unbounded component σ of Σ^0 , there are constants $c_1, c_2 > 0$ and $M > 0$ such that

$$|G(\lambda) - I| \leq c_1 e^{-c_2|\lambda|}, \quad \lambda \in \sigma, \quad |\lambda| > M.$$

- (iii) We have $\det G(\lambda) = 1$ for $\lambda \in \Sigma$.

- (iv) Let us assume that $a \in S$ and Σ_k for $1 \leq k \leq q$ are smooth components of Σ intersecting at a , which are numbered counter-clockwise. We denote by $G_k(\lambda)$, the restriction of G to a component Σ_k and let U_a be a neighborhood of the point a such that the $G_k(\lambda)$ is holomorphic in U_a . Then the following *smoothness condition* is satisfied

$$G_1^{\pm 1}(\lambda)G_2^{\pm 1}(\lambda)\dots G_q^{\pm 1}(\lambda) = I, \quad \lambda \in U_a,$$

where in the term $G_k^{\pm 1}$ the sign (+) is taken if Σ_k is oriented outwards from a and the sign (−) is chosen if Σ_k is oriented inwards toward a .

The study of the problem (a) – (c) reduces to the analysis of the following singular integral equation

$$\rho = I + C_-(\rho(H - I)), \quad \rho \in L_I^2(\Sigma), \quad (8.3)$$

where the notation C_\pm is used for the Cauchy operators related to the contour Σ

$$[C_\pm f](\lambda) = \lim_{\lambda' \rightarrow \lambda_\pm} \frac{1}{2\pi i} \int_\Sigma \frac{f(\xi)}{\xi - \lambda'} d\xi, \quad \lambda \in \Sigma. \quad (8.4)$$

In the limit (8.4) the variable λ' tends to λ from the (\pm) -side of Σ , respectively. If the function $\rho \in L_I^2(\Sigma)$ is a solution of the equation (8.3), then we have the following integral representation for the solution of the problem (a) – (c):

$$Y(\lambda) = I + \frac{1}{2\pi i} \int_\Sigma \frac{\rho(\xi)(H(\xi) - I)}{\xi - \lambda} d\xi, \quad \lambda \notin \Sigma.$$

REFERENCES

- [1] M.J. Ablowitz, H. Segur, *Asymptotic solutions of the Korteweg-deVries equation*, Studies in Appl. Math. 57 (1976/77), no. 1, 13–44.
- [2] M.J. Ablowitz, H. Segur, *Asymptotic solutions of nonlinear evolution equations and a Painlevé transcendent*, Physica 3D, (1981), 165184.
- [3] J. Baik, R. Buckingham, J. DiFranco, *Asymptotics of Tracy-Widom distributions and the total integral of a Painlevé II function*, Comm. Math. Phys. 280 (2008), no. 2, 463–497.
- [4] J. Baik, R. Buckingham, J. DiFranco, A. Its, *Total integrals of global solutions to Painlevé II*, Nonlinearity 22 (2009), no. 5, 1021–1061.
- [5] H. Bateman, A. Erdelyi, *Higher Transcendental Functions*, McGraw-Hill, NY, 1953.
- [6] A.L. Bertozzi, P. Constantin, *Global regularity for vortex patches*, Comm. Math. Phys. 152 (1993), no. 1, 19–28.
- [7] J.Y. Chemin, *Persistence de structures geometriques dans les fluides incompressibles bidimensionnels*, Ann. Sci. Ecole Norm. Sup. (4) 26 (1993), no. 4, 517–542.

- [8] T. Claeys, A.B. Kuijlaars, M. Vanlessen, *Multi-critical unitary random matrix ensembles and the general Painlevé II equation*, Ann. of Math. (2) **168** (2008), no. 2, 601–641.
- [9] P.A. Clarkson, *Painlevé transcendents*, NIST handbook of mathematical functions, U.S. Dept. Commerce, Washington, DC, 2010.
- [10] P.A. Clarkson, *Painlevé equations and nonlinear special functions*, Orthogonal polynomials and special functions, Lecture Notes in Math., Springer, Berlin, 2006.
- [11] P.A. Clarkson, J.B. McLeod, *A connection formula for the second Painlevé transcendent*, Arch. Rational Mech. Anal. **103** (1988), no. 2, 97–138.
- [12] R.R. Coifman, P.W. Jones, S. Semmes, *Two elementary proofs of the L^2 boundedness of Cauchy integrals on Lipschitz curves*, J. Amer. Math. Soc. 2 (1989), no. 3, 553–564.
- [13] L.S. Da Rios, *On the motion of an unbounded fluid with a vortex filament of any shape*, Rend. Circ. Mat. Palermo **22** (1906), 117–135.
- [14] F. de la Hoz, *Numerical study of a flow of regular planar curves that develop singularities at finite time*, SIAM J. Appl. Math. 70:1 (2009), 279–301.
- [15] D. Dai, W. Hu, *Connection formulas for the Ablowitz-Segur solutions of the inhomogeneous Painlevé II equation*, Nonlinearity **30** (2017), no. 7, 2982–3009.
- [16] P. Deift, X. Zhou, *A steepest descent method for oscillatory Riemann-Hilbert problems. Asymptotics for the MKdV equation*, Ann. of Math. (2) **137** (1993), no. 2, 295–368.
- [17] P. Deift, X. Zhou, *Asymptotics for the Painlevé II equation*, Comm. Pure Appl. Math. **48** (1995), no. 3, 277–337.
- [18] P. Deift, *Orthogonal polynomials and random matrices: a Riemann-Hilbert approach*, Courant Lecture Notes in Mathematics, 3. New York University, Courant Institute of Mathematical Sciences, New York; American Mathematical Society, Providence, RI, 1999.
- [19] H. Flaschka, A.C. Newell, *Monodromy- and spectrum-preserving deformations I*, Comm. Math. Phys. **76** (1980), no. 1, 65–116.
- [20] A.S. Fokas, A.R. Its, A. Kapaev, V. Novokshenov, *Painlevé transcendents. The Riemann-Hilbert approach*, Mathematical Surveys and Monographs, 128. American Mathematical Society, Providence, RI, 2006.
- [21] B. Fornberg, J.A.C. Weideman, *A computational exploration of the second Painlevé equation*, Found. Comput. Math. 14 (2014), no. 5, 985–1016.
- [22] R.E. Goldstein, D.M. Petrich, *Solitons, Euler’s equation, and vortex patch dynamics*, Phys. Rev. Lett. 69 (1992), no. 4, 555–558.
- [23] V. Gromak, I. Laine, S. Shimomura, *Painlevé differential equations in the complex plane*, De Gruyter Studies in Mathematics, 28. Walter de Gruyter & Co., Berlin, 2002.
- [24] H. Hasimoto, *A soliton on a vortex filament*, J. Fluid Mech. 51 (1972), no. 3, 477–485.
- [25] S.P. Hastings, J. B. McLeod, *A boundary value problem associated with the second Painlevé transcendent and the Korteweg-de Vries equation*, Arch. Rational Mech. Anal. **73** (1980), no. 1, 31–51.
- [26] A. Hinkkanen, I. Laine, *Solutions of the first and second Painlevé equations are meromorphic*, J. Anal. Math. **79** (1999), 345–377.
- [27] A.R. Its, A.A. Kapaev, *Quasi-linear Stokes phenomenon for the second Painlevé transcendent*, Nonlinearity **16** (2003), no. 1, 363–386.
- [28] A. R. Its, A. A. Kapaev, *The method of isomonodromy deformations and connection formulas for the second Painlevé transcendent*, translation in Math. USSR-Izv., 31 (1988), no. 1, 193–207.
- [29] N. Joshi, M. Mazzocco, *Existence and uniqueness of tri-tronquée solutions of the second Painlevé hierarchy*, Nonlinearity, **16** (2003), no. 2, 427–439.
- [30] J.L. Journé, *Calderón-Zygmund operators, pseudodifferential operators and the Cauchy integral of Calderón*, Lecture Notes in Mathematics, 994. Springer-Verlag, Berlin, 1983.
- [31] A.A. Kapaev, *Quasi-linear Stokes phenomenon for the Painlevé first equation*, J. Phys. A **37** (2004), no. 46, 11149–11167.
- [32] A.A. Kapaev, *Global asymptotics of the second Painlevé transcendent*, Phys. Lett. A **167** (1992), no. 4, 356–362.
- [33] C. Kenig, *Weighted H_p spaces on Lipschitz domains*, Amer. J. Math. 102 (1980), no. 1, 129–163.
- [34] G.L. Lamb Jr., *Elements of soliton theory*, Pure and Applied Mathematics. A Wiley-Interscience Publication. John Wiley & Sons, Inc., New York, 1980.
- [35] G.L. Lamb Jr., *Solitons on moving space curves*, J. Mathematical Phys. 18 (1977), no. 8, 1654–1661.
- [36] A.J. Majda, A.L. Bertozzi, *Vorticity and incompressible flow*, Cambridge Texts in Applied Mathematics, 27. Cambridge University Press, Cambridge, 2002.
- [37] B.M. McCoy, S. Tang, *Connection formulae for Painlevé functions. II. The δ function Bose gas problem*, Phys. D 20 (1986), no. 2–3, 187–216.

- [38] P.D. Miller, *Applied asymptotic analysis*, Graduate Studies in Mathematics, 75. American Mathematical Society, Providence, RI, 2006.
- [39] P.D. Miller, *On the increasing tritronquée solutions of the Painlevé-II equation*, arXiv:1804.03173, 2018,
- [40] G. Perelman, L. Vega, *Self-similar planar curves related to modified Korteweg-de Vries equation*, J. Differential Equations 235 (2007), no. 1, 56–73.
- [41] T. Trogdon, S. Olver, *Riemann-Hilbert problems, their numerical solution, and the computation of nonlinear special functions*, Society for Industrial and Applied Mathematics (SIAM), Philadelphia, PA, 2016.
- [42] V.I. Yudovitch, *Non-stationary flow of an ideal incompressible liquid*. USSR Comput. Math. Math. Phys. 3 (1963), 1407–1456
- [43] N.J. Zabusky, M.H. Hughes, K.V. Roberts, *Contour dynamics for the Euler equations in two dimensions*, J. Comput. Phys. 30 (1979), no. 1, 96–106.
- [44] X. Zhou, *The Riemann-Hilbert problem and inverse scattering* SIAM J. Math. Anal. 20 (1989) No 4, 966-986.

FACULTY OF MATHEMATICS AND COMPUTER SCIENCE
NICOLAUS COPERNICUS UNIVERSITY
CHOPINA 12/18, 87-100 TORUŃ, POLAND
E-mail address: `pkokocki@mat.umk.pl`