

Upward Planar Morphs^{*}

Giordano Da Lozzo, Giuseppe Di Battista, Fabrizio Frati,
Maurizio Patrignani, and Vincenzo Roselli

Roma Tre University, Rome, Italy
{dalozzo,gdb,frati,patrigna,roselli}@dia.uniroma3.it

Abstract. We prove that, given two topologically-equivalent upward planar straight-line drawings of an n -vertex directed graph G , there always exists a morph between them such that all the intermediate drawings of the morph are upward planar and straight-line. Such a morph consists of $O(1)$ morphing steps if G is a reduced planar st -graph, $O(n)$ morphing steps if G is a planar st -graph, $O(n)$ morphing steps if G is a reduced upward planar graph, and $O(n^2)$ morphing steps if G is a general upward planar graph. Further, we show that $\Omega(n)$ morphing steps might be necessary for an upward planar morph between two topologically-equivalent upward planar straight-line drawings of an n -vertex path.

1 Introduction

One of the definitions of the word *morph* that can be found in English dictionaries is “to gradually change into a different image”. The Graph Drawing community defines the morph of graph drawings similarly. Namely, given two drawings Γ_0 and Γ_1 of a graph G , a *morph* between Γ_0 and Γ_1 is a continuously changing family of drawings of G indexed by time $t \in [0, 1]$, such that the drawing at time $t = 0$ is Γ_0 and the drawing at time $t = 1$ is Γ_1 . Further, the way the Graph Drawing community adopted the word morph is consistent with its Ancient Greek root $\mu\omega\rho\phi\acute{\eta}$, which means “shape” in a broad sense. Namely, if both Γ_0 and Γ_1 have a certain geometric property, it is desirable that all the drawings of the morph also have the same property. In particular, we talk about a *planar*, a *straight-line*, an *orthogonal*, or a *convex morph* if all the intermediate drawings of the morph are *planar* (edges do not cross), *straight-line* (edges are straight-line segments), *orthogonal* (edges are polygonal lines composed of horizontal and vertical segments), or *convex* (the drawings are planar and straight-line, and the faces are delimited by convex polygons), respectively.

The state of the art on planar morphs covers more than 100 years, starting from the 1914/1917 works of Tietze [31] and Smith [27]. The seminal papers of Cairns [13] and Thomassen [30] proved the existence of a planar straight-line morph between any two topologically-equivalent planar straight-line drawings of a graph. In the last 10 years, the attention of the research community focused on

^{*} This research was partially supported by MIUR Project “MODE”, by H2020-MSCA-RISE project “CONNECT”, and by MIUR-DAAD JMP N° 34120.

algorithms for constructing planar morphs with few *morphing steps* (see, e.g., [1,2,3,4,5,6,7,11,12,24,32]). Each morphing step, sometimes simply called *step*, is a *linear* morph, in which the vertices move along straight-line (possibly distinct) trajectories at uniform speed. A *unidirectional* morph is a linear morph in which the vertex trajectories are all parallel. It is known [2,4] that a planar straight-line morph with a linear number of unidirectional morphing steps exists between any two topologically-equivalent planar straight-line drawings of the same graph, and that this bound is the best possible.

Upward planarity is usually regarded as the natural extension of planarity to directed graphs; see, e.g., [9,10,15,16,20]. A drawing of a directed graph is *upward planar* if it is planar and the edges are represented by curves monotonically increasing in the vertical direction. Despite the importance of upward planarity, up to now, no algorithm has been devised to morph upward planar drawings of directed graphs. This paper deals with the following question: Given two topologically-equivalent upward planar drawings Γ_0 and Γ_1 of an upward planar directed graph G , does an *upward planar straight-line morph* between Γ_0 and Γ_1 always exist? In this paper we give a positive answer to this question.

Problems related to upward planar graphs are usually more difficult than the corresponding problems for undirected graphs. For example, planarity can be tested in linear time [22] while testing upward planarity is NP-complete [20]; all planar graphs admit planar straight-line grid drawings with polynomial area [26] while there are upward planar graphs that require exponential area in any upward planar straight-line grid drawing [17]. Quite surprisingly, we show that, from the morphing point of view, the difference between planarity and upward planarity is less sharp; indeed, in some cases, upward planar straight-line drawings can be morphed even more efficiently than planar straight-line drawings.

More in detail, our results are as follows. Let Γ_0 and Γ_1 be topologically-equivalent upward planar drawings of an n -vertex upward plane graph G . We show algorithms to construct upward planar straight-line morphs between Γ_0 and Γ_1 with the following number of unidirectional morphing steps:

- i. $O(1)$ steps if G is a reduced plane *st*-graph;
- ii. $O(n)$ steps if G is a plane *st*-graph;
- iii. $O(n)$ steps if G is a reduced upward plane graph;
- iv. $O(n \cdot f(n))$ steps if G is a general upward plane graph, assuming that an $O(f(n))$ -step algorithm exists to construct an upward planar morph between any two upward planar drawings of any n -vertex plane *st*-graph. This, together with Result ii., yields an $O(n^2)$ -step upward planar morph for general upward plane graphs.

Further, we show that there exist two topologically-equivalent upward planar drawings of an n -vertex upward plane path such that any upward planar morph between them consists of $\Omega(n)$ morphing steps.

In order to prove Result i. we devise a technique that allows us to construct a morph in which each morphing step modifies either only the x -coordinates or only the y -coordinates of the vertices. Result ii. builds on the techniques in [2] and leverages on the arrangement of low-degree vertices in upward planar drawings

in order to morph maximal plane st -graphs. We then exploit such morphs for general plane st -graphs. In order to prove Results **iii.** and **iv.** we use an inductive technique for reducing the geometric differences between Γ_0 and Γ_1 .

The paper is organized as follows. In [Section 2](#) we introduce preliminary definitions and notation. In [Section 3](#) we prove a lower bound on the number of morphing steps that might be required by an upward planar morph and we present a technique for constructing upward planar morphs with few morphing steps. In [Section 4](#) we study upward planar morphs of plane st -graphs. In [Section 5](#) we study upward planar morphs of general upward plane graphs. Finally, in [Section 6](#) we present conclusions and open problems.

2 Preliminaries

We assume familiarity with graph drawing [\[15\]](#) and related concepts.

Graph drawings. In a drawing of a graph vertices are represented by distinct points of the plane and edges are represented by Jordan arcs connecting the points representing their end-vertices. In a *straight-line drawing* the edges are represented by straight-line segments. In this paper we only consider straight-line drawings. Thus, where it leads to no confusion, we will omit the term “straight-line”. Let Γ be a drawing of a graph G and let H be a subgraph of G . We denote by $\Gamma[H]$ the restriction of Γ to the vertices and edges of H .

Planar drawings, graphs, and embeddings. A drawing of a graph is *planar* if no two edges intersect. A graph is *planar* if it admits a planar drawing. A planar drawing partitions the plane into topologically connected regions, called *faces*. The unique unbounded face is the *outer face*, whereas the remaining faces are the *inner faces*. Two planar drawings of a connected graph are *topologically equivalent* if they have the same circular order of the edges around each vertex and the same cycle bounding the outer face. A *planar embedding* is an equivalence class of planar drawings. A *plane graph* is a planar graph equipped with a planar embedding. In a planar straight-line drawing an internal face (the outer face) is *strictly convex* if its angles are all smaller (greater) than π . A planar straight-line drawing is *strictly convex* if each face is strictly convex.

A *y-assignment* $y_G : V(G) \rightarrow \mathbb{R}$ is an assignment of reals to the vertices of a graph G . A drawing Γ of G *satisfies* y_G if the y -coordinate in Γ of each vertex $v \in V(G)$ is $y_G(v)$. An *x-assignment* x_G for the vertices of G is defined analogously.

Connectivity. A *k-cut* in a connected graph G is a set of k vertices whose removal disconnects G . A graph is *k-connected* if it does not contain any $(k - 1)$ -cut; 2-connected and 3-connected graphs are also called *biconnected* and *triconnected* graphs, respectively. The maximal biconnected subgraphs of a graph are called *blocks*. A biconnected plane graph G is *internally 3-connected* if, for every 2-cut $\{u, v\}$, u and v are incident to the outer face of G and each connected component of the graph $G - \{u, v\}$ contains a vertex incident to the outer face of G .

Directed graphs. In a directed graph G we denote by uv an edge directed from a vertex u to a vertex v ; then v is a *successor* of u , and u is a *predecessor* of v . A

source is a vertex with no incoming edge; a *sink* is a vertex with no outgoing edge. A *directed path* consists of the edges $u_i u_{i+1}$, for $i = 1, \dots, n-1$. A *directed cycle* consists of the edges $u_i u_{i+1}$, for $i = 1, \dots, n$, where $u_{n+1} = u_1$. A graph without directed cycles is *acyclic*. A *transitive edge* in a directed graph G is an edge uv such that G contains a directed path from u to v different from the edge uv . A *reduced* graph is a directed graph that does not contain any transitive edges. Whenever we do not know or are not interested in the orientation of an edge connecting two vertices u and v , we denote it by (u, v) . The *underlying graph* of a directed graph G is the undirected graph obtained from G by omitting the directions from its edges. When talking about the connectivity of a directed graph we always refer to the connectivity of its underlying graph. A *topological ordering* of an n -vertex acyclic graph $G = (V, E)$ is a numbering $\pi : V \rightarrow \{1, 2, \dots, n\}$ of the vertices of G such that $\pi(u) < \pi(v)$, for each edge $uv \in E$.

Upward planar drawings, embeddings, and morphs. A drawing of a directed graph is *upward planar* if it is planar and each edge uv is drawn as a curve monotonically increasing in the y -direction from u to v . A directed graph is *upward planar* if it admits an upward planar drawing.

Consider an upward planar drawing Γ of a directed graph G and consider a vertex v . The list $\mathcal{S}(v) = [w_1, \dots, w_k]$ contains the successors of v in “left-to-right order”. That is, consider a half-line ℓ starting at v and directed leftwards; rotate ℓ around v in clockwise direction and append a vertex w_i to $\mathcal{S}(v)$ when ℓ overlaps with the tangent to the edge (v, w_i) . The list $\mathcal{P}(v) = [z_1, \dots, z_l]$ of the predecessors of v is defined similarly. Then two upward planar drawings of a connected directed graph are *topologically equivalent* if they have the same lists $\mathcal{S}(v)$ and $\mathcal{P}(v)$ for each vertex v . An *upward planar embedding* is an equivalence class of upward planar drawings. An *upward plane graph* is an upward planar graph equipped with an upward planar embedding. If a vertex v in an upward planar graph G is not a source or a sink, then a planar embedding of G determines $\mathcal{S}(v)$ and $\mathcal{P}(v)$. However, if v is a source or a sink, then different upward planar drawings might have different lists $\mathcal{S}(v)$ or $\mathcal{P}(v)$, respectively. In fact, two upward planar drawings of an upward planar graph G might not have the same upward planar embedding although the underlying graph of G has the same planar embedding in the two drawings; see, for example, Fig. 1.

For biconnected upward planar graphs a different, and yet equivalent, notion of upward planar embedding exists; this is described in the following. Consider an upward planar drawing Γ of a biconnected upward planar graph G . Let u, v , and w be three distinct vertices that appear consecutively and in this clockwise order along the boundary of a face f of G ; note that, since G is biconnected f is delimited by a simple cycle. We denote by $\angle(u, v, w)$ the angle formed by the tangents to the edges (u, v) and (v, w) at v in the interior of f . We say that v is a *sink-switch* (a *source-switch*) of f if the orientations of the edges (u, v) and (v, w) in G are uv and wv (vu and vw , respectively). Further, we say that v is a *switch* of f if it is either a sink-switch or a source-switch of f , and v is a *switch* of G if it is a switch of some face of G . Two switches u and v of a face f are *clockwise* (*counter-clockwise*) *consecutive* if traversing f clockwise

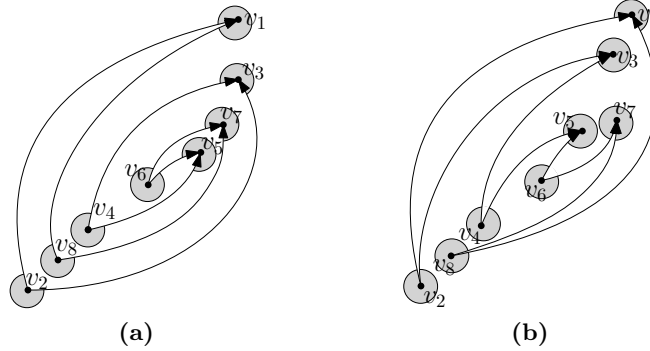


Fig. 1: Two upward planar drawings of the same directed graph G (whose underlying graph is a simple cycle) with the same planar embedding but with different upward planar embeddings. The angles labeled **large** are gray. Observe that $\mathcal{S}(v_8) = [v_1, v_7]$ in (a), while $\mathcal{S}(v_8) = [v_7, v_1]$ in (b).

(counter-clockwise) no switch is encountered in between u and v . The drawing Γ determines a *large-angle assignment*, that is, a labeling, for each face f and each three clockwise consecutive switches u , v , and w for f of the corresponding angle $\angle(u, v, w)$ as **large**, if it is larger than π in Γ , or **small**, if it is smaller than π in Γ [9]. Two upward planar drawings of an upward planar graph G are then said to be *topologically equivalent* if they have the same planar embedding and the same large-angle assignment. From this notion of topological equivalence, the notions of upward planar embedding and upward plane graph can be introduced as before; again, the formerly introduced notions coincide with the just introduced ones for upward planar graphs with biconnected underlying graphs (in fact, this correspondence between the two notions could be stated for all upward planar graphs, however the definition of clockwise consecutive switches we introduced is ambiguous for upward planar graphs whose underlying graph is not biconnected). A combinatorial characterization of the **large-small** assignments that correspond to upward planar embeddings is given in [9].

Whenever we talk about an upward planar drawing of an upward plane graph G , we always assume, even when not explicitly stated, that the drawing respects the upward planar embedding associated to G . Further, whenever we talk about a subgraph H of an upward plane graph G , we always assume, even when not explicitly stated, that H is associated with the upward planar embedding obtained from the one associated to G by removing vertices and edges not in H .

Let Γ_0 and Γ_1 be two topologically-equivalent upward planar drawings of an upward plane graph G . An *upward planar morph* is a continuous transformation from Γ_0 to Γ_1 indexed by time $t \in [0, 1]$ in which the drawing Γ_t at each time $t \in [0, 1]$ is upward planar. We remark that each drawing Γ_t has to respect the upward planar embedding associated to G ; in particular, the drawings Γ_0 and Γ_1

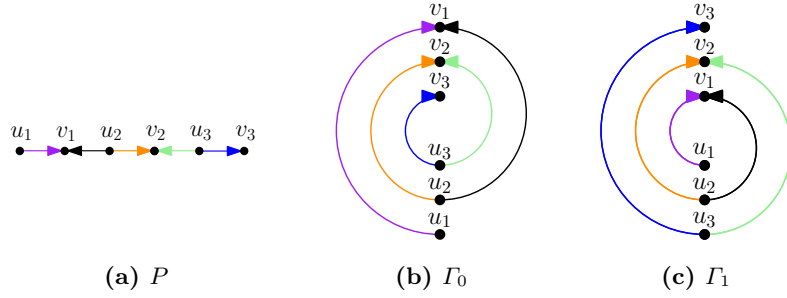


Fig. 2: Illustration for Theorem 1. (a) P ; (b) Γ_0 ; and (c) Γ_1 . For the sake of readability Γ_0 and Γ_1 have curved edges. However, the x -coordinates of the vertices can be slightly perturbed in order to make Γ_0 and Γ_1 straight-line.

determine the same upward planar embedding (if this were not the case, then a morph that preserves upward planarity at all times would not exist).

Plane st -graphs. A *plane st -graph* is an upward plane graph with a single source s and a single sink t , and with an upward planar embedding in which s and t are incident to the outer face. A plane st -graph always admits an upward planar straight-line drawing [16]. A cycle in an upward plane graph is an *st -cycle* if it consists of two directed paths. A face f of an upward plane graph is an *st -face* if it is delimited by an st -cycle; the directed paths delimiting an st -face f are called *left* and *right boundary*, where the edge of the left boundary incident to the source-switch s_f of f immediately precedes the edge of the right boundary incident to s_f in the clockwise order of the edges incident to s_f . The following is well-known.

Lemma 1. *An upward plane graph is a plane st -graph iff all its faces are st -faces.*

An internal vertex v of a maximal plane st -graph G is *simple* if the neighbors of v induce a cycle in the underlying graph of G .

Lemma 2 (Alamdari et al. [2]). *Any maximal plane st -graph contains a simple vertex of degree at most 5.*

3 Slow Morphs and Fast Morphs

We start this section by proving the following lower bound.

Theorem 1. *There are two upward planar drawings of an n -vertex upward plane path such that any upward planar morph between them consists of $\Omega(n)$ steps.*

Proof. Assume, for the sake of simplicity, that n is even, and let $n = 2k$. Consider the n -vertex upward plane path P defined as follows (refer to Fig. 2a). The

path P contains vertices u_i and v_i , for $i = 1, \dots, k$, and directed edges $u_i v_i$, for $i = 1, \dots, k$, and $u_{i+1} v_i$, for $i = 1, \dots, k-1$. Clearly, P has a unique planar embedding \mathcal{E} ; we fix the upward planar embedding of P so that $\mathcal{S}(u_i) = [v_i, v_{i-1}]$, for $i = 2, \dots, k$, and so that $\mathcal{P}(v_i) = [u_i, u_{i+1}]$, for $i = 1, \dots, k-1$.

Let Γ_0 and Γ_1 be two upward planar straight-line drawings of P in which the bottom-to-top order of the vertices is $u_1, \dots, u_k, v_k, \dots, v_1$ (see Fig. 2b) and $u_k, \dots, u_1, v_1, \dots, v_k$ (see Fig. 2c), respectively. Note that, by the upward planarity of Γ_0 , the edge $u_i v_i$ has the edge $u_{i+1} v_{i+1}$ to its right in Γ_0 , for $i = 1, \dots, k-1$, and the edge $u_{i+1} v_i$ has the edge $u_{i+2} v_{i+1}$ to its left in Γ_0 , for $i = 1, \dots, k-2$. Let $\langle \Gamma_0 = \Lambda_1, \Lambda_2, \dots, \Lambda_{h+1} = \Gamma_1 \rangle$ be any upward planar morph from Γ_0 to Γ_1 that consists of h morphing steps. We have the following.

Claim 1.1 *For each $j = 1, 2, \dots, \min\{h+1, k-1\}$, we have that:*

- (a) *the vertices $u_j, u_{j+1}, \dots, u_{k-1}, u_k, v_k, v_{k-1}, \dots, v_{j+1}, v_j$ appear in this bottom-to-top order in Λ_j ;*
- (b) *for $i = j, \dots, k-1$, the edge $u_i v_i$ has the edge $u_{i+1} v_{i+1}$ to its right; and*
- (c) *for $i = j, \dots, k-2$, the edge $u_{i+1} v_i$ has the edge $u_{i+2} v_{i+1}$ to its left.*

Proof of the claim. We prove the statement by induction on j . The statement is trivial for $j = 1$, by the definition of $\Gamma_0 = \Lambda_1$.

Consider now any $j > 1$. By induction, Λ_{j-1} satisfies Properties (a)–(c).

Suppose, for a contradiction, that there exists an index $i \in \{j, j+1, \dots, k-1\}$ such that u_{i+1} lies below u_i in Λ_j . The upward planarity of Λ_{j-1} and Λ_j implies that v_i and v_{i+1} both lie above u_i , both in Λ_{j-1} and Λ_j . Further, u_{i+1} lies below v_i and v_{i+1} , both in Λ_{j-1} and Λ_j ; this comes from Property (a) of Λ_{j-1} and from the assumption that u_{i+1} lies below u_i in Λ_j . Then u_{i+1} lies below the horizontal line through the lowest of v_i and v_{i+1} throughout the linear morph $\langle \Lambda_{j-1}, \Lambda_j \rangle$. By Properties (b) and (c) of Λ_{j-1} , the vertex u_{i+1} lies in Λ_{j-1} inside the bounded region of the plane delimited by the edge $u_i v_i$, by the edge $u_i v_{i+1}$, and by the horizontal line through the lowest of v_i and v_{i+1} . However, by the assumption that u_{i+1} lies below u_i in Λ_j , we have that u_{i+1} lies outside the same region in Λ_j . Since u_{i+1} does not cross the horizontal line through the lowest of v_i and v_{i+1} throughout the linear morph $\langle \Lambda_{j-1}, \Lambda_j \rangle$, it follows that u_{i+1} crosses $u_i v_i$ or $u_i v_{i+1}$ during $\langle \Lambda_{j-1}, \Lambda_j \rangle$, a contradiction.

An analogous proof shows that v_{i+1} lies below v_i in Λ_j , for $i = j, j+1, \dots, k-1$. Property (a) for Λ_j follows. Properties (b) and (c) follow by Property (a) and by the upward planarity of Λ_j . This concludes the proof of the claim. \square

By Claim 1.1 and since u_k, u_{k-1} appear in this bottom-to-top order in $\Gamma_1 = \Lambda_{h+1}$, we have that $h+1 > k-1$, hence $h \in \Omega(n)$. \square

We now establish a tool that will allow us to design efficient algorithms for morphing upward planar drawings. Consider two planar straight-line drawings Γ' and Γ'' of a plane graph G with the same y -assignment. Since the drawings are straight-line and have the same y -assignment, a horizontal line ℓ intersects a vertex or an edge of G in Γ' if and only if it intersects the same vertex or edge in Γ'' . We say that Γ' and Γ'' are *left-to-right equivalent* if, for any horizontal line

ℓ , for any vertex or edge α of G , and for any vertex or edge β of G such that ℓ intersects both α and β (in Γ' and in Γ''), we have that the intersection of α with ℓ is to the left of the intersection of β with ℓ in Γ' if and only if the intersection of α with ℓ is to the left of the intersection of β with ℓ in Γ'' . The definition of *bottom-to-top equivalent* drawings is analogous. We have the following.

Lemma 3. *Any two upward planar drawings Γ' and Γ'' of a plane st -graph G with the same y -assignment are left-to-right equivalent.*

Proof. Since G is a plane st -graph, the drawings Γ' and Γ'' have the same faces. By Lemma 1 such faces are st -faces. Also, every horizontal line ℓ crosses an st -face f at most twice, and the left-to-right order of these crossings along ℓ is the same in Γ' and Γ'' because the left and right boundaries of f are the same in Γ' and Γ'' , given that Γ' and Γ'' are topologically equivalent. \square

Lemma 4 is due to [2]. We extend it in Lemma 5.

Lemma 4 (Alamdari et al. [2], Corollary 7.2). *Consider a unidirectional morph acting on points p , q , and r . If p is on one side of the oriented line through \overline{qr} at the beginning and at the end of the morph, then p is on the same side of the oriented line through \overline{qr} throughout the morph.*

Lemma 5. *Let Γ' and Γ'' be two left-to-right or bottom-to-top equivalent planar drawings of a plane graph. Then the linear morph \mathcal{M} from Γ' to Γ'' is unidirectional and planar.*

Proof. Since Γ' and Γ'' have the same y -assignment (x -assignment), given that they are left-to-right (bottom-to-top) equivalent, it follows that all the vertices move along horizontal (vertical) trajectories. Thus, \mathcal{M} is unidirectional. Also, since Γ' and Γ'' are left-to-right (bottom-to-top) equivalent, each horizontal (vertical) line crosses the same sequence of vertices and edges in both Γ' and Γ'' . Thus, by Lemma 4, \mathcal{M} is planar. \square

Lemma 5 allows us to devise a simple morphing technique between any two upward planar drawings Γ_0 and Γ_1 of the same upward plane graph G , when a pair of upward planar drawings of G with special properties can be computed. We say that the pair (Γ_0, Γ_1) is an *hvh-pair* if there exist upward planar drawings Γ'_0 and Γ'_1 of G such that: (i) Γ_0 and Γ'_0 are left-to-right equivalent, (ii) Γ'_0 and Γ'_1 are bottom-to-top equivalent, and (iii) Γ'_1 and Γ_1 are left-to-right equivalent. Our morphing tool is expressed by the following lemma.

Lemma 6 (Fast morph). *Let (Γ_0, Γ_1) be an hvh-pair of upward planar drawings of an upward plane graph G . There is a 3-step upward planar morph from Γ_0 to Γ_1 .*

Proof. By hypothesis there exist drawings Γ'_0 and Γ'_1 of G satisfying Conditions (i), (ii), and (iii) of the definition of an hvh-pair. By Lemma 5, $\mathcal{M}_1 = \langle \Gamma_0, \Gamma'_0 \rangle$, $\mathcal{M}_2 = \langle \Gamma'_0, \Gamma'_1 \rangle$, and $\mathcal{M}_3 = \langle \Gamma'_1, \Gamma_1 \rangle$ are planar linear morphs. Therefore, $\mathcal{M} = \langle \Gamma_0, \Gamma'_0, \Gamma'_1, \Gamma_1 \rangle$ is a 3-step planar morph from Γ_0 to Γ_1 . In order to prove

that \mathcal{M} is an upward planar morph, we need to show that each linear morph \mathcal{M}_i is an upward planar morph. To this aim, we only need to prove that no edge changes its orientation during \mathcal{M}_i , for $i = 1, 2, 3$. This is trivially true for \mathcal{M}_1 (for \mathcal{M}_3) since Γ_0 and Γ'_0 (Γ_1 and Γ'_1) induce the same y -assignment.

We now prove that no directed edge uv changes its orientation during \mathcal{M}_2 . By Condition (ii) of the definition of an hvh-pair, the x -coordinate of u is the same in Γ'_0 and in Γ'_1 , hence it is the same throughout \mathcal{M}_2 . Denote by x' such x -coordinate. The y -coordinate of u might be different in Γ'_0 and in Γ'_1 ; denote by y'_0 and y'_1 such coordinates, respectively. Consider a point r that moves (at uniform speed along a straight-line trajectory) during \mathcal{M}_2 from $(x' + 1, y'_0)$ in Γ_0 to $(x' + 1, y'_1)$ in Γ_1 . Note that r moves along a vertical trajectory, hence the movement of r and \mathcal{M}_2 define a unidirectional morph. Also observe that the straight-line segment \overline{ur} is horizontal throughout \mathcal{M}_2 ; further, v is above the horizontal line through \overline{ur} both in Γ'_0 and in Γ'_1 , by the upward planarity of Γ_0 and Γ_1 and by Conditions (i) and (iii) of the definition of an hvh-pair. By Lemma 4 with $p = v$, $q = u$, and $r = r$ we have that the y -coordinate of v is greater than the y -coordinate of u throughout \mathcal{M}_2 . Hence, \mathcal{M}_2 is an upward planar morph. \square

The next lemma will allow us to restrict our attention to biconnected graphs.

Lemma 7. *Let Γ_0 and Γ_1 be two upward planar drawings of an n -vertex upward plane graph G whose underlying graph is connected. There exist upward planar drawings Γ'_0 and Γ'_1 of an $O(n)$ -vertex upward plane graph G' that is a supergraph of G , whose underlying graph is biconnected, and such that $\Gamma'_0[G] = \Gamma_0$ and $\Gamma'_1[G] = \Gamma_1$. Further, if G is reduced or an st-graph, then so is G' .*

Proof. Initialize $G' = G$, $\Gamma'_0 = \Gamma_0$, and $\Gamma'_1 = \Gamma_1$. Consider a cutvertex v of G' . Let u and w be two neighbors of v belonging to different blocks of G' that are consecutive in the circular order of the neighbors of v . By relabeling u and w , we may assume that one of the following holds true:

- if u and w are both successors of v , then the edge vw immediately follows the edge vu in the clockwise order of the edges incident to v (see Fig. 3a);
- if u and w are both predecessors of v , then the edge wv immediately precedes the edge uv in the clockwise order of the edges incident to v (see Fig. 3b); or
- u is a successor of v , w is a predecessor of v , and the edge wv immediately follows the edge vu in the clockwise order of the edges incident to v (see Fig. 3c).

Denote by f the face that is to the right of the edge (u, v) when traversing such an edge according to its orientation. Note that the edge (v, w) is also incident to f . We add to G' a new vertex v' inside f ; further, we add to G' two directed edges connecting v' with u and w inside f . These edges are directed as the edges connecting v with u and w , respectively; that is, we add to G' either the directed edge uv' , if $uv \in E(G')$, or the directed edge $v'u$, if $vu \in E(G')$, and either the directed edge wv' , if $wv \in E(G')$, or the directed edge $v'w$, if $vw \in E(G')$.

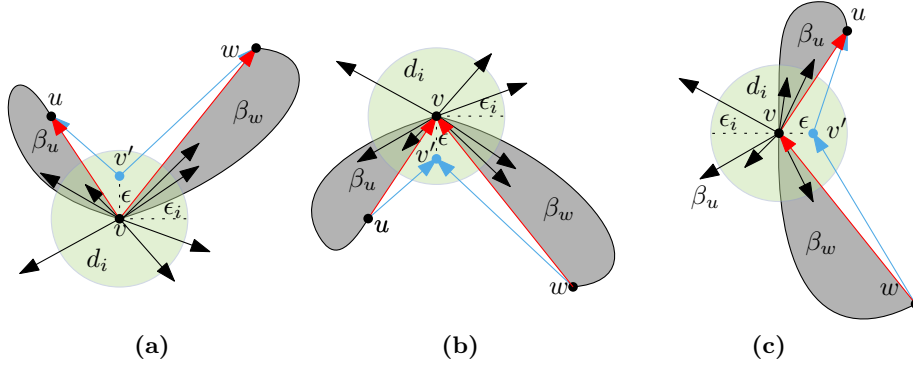


Fig. 3: Illustration for Lemma 7. The vertices u and w belong to two blocks β_u and β_w , respectively, both containing the cut-vertex v .

The described augmentation does not introduce any transitive edges. Further, no edge that was already in G' before the augmentation becomes transitive after the augmentation; this is because the edge (u, w) does not belong to G' , as u and w belong to distinct blocks of G' ; hence G' remains reduced if it was so.

In the case illustrated in Fig. 3a (in Fig. 3b), each of the blocks β_u and β_w of G' containing u and w before the augmentation contains a distinct sink of G' (resp. a distinct source of G'), hence G' is not an st -graph before the augmentation. In the case illustrated in Fig. 3c, it might be that G' is an st -graph before the augmentation. Note that there only two faces of the augmented graph G' that do not belong to G' before the augmentation. One of them is delimited by the directed paths wvu and $wv'u$, hence it is an st -face; the other one is obtained from f by replacing the directed path wvu with the directed path $wv'u$, hence it is an st -face as long as f is. It follows that, if G' is an st -graph before the augmentation, then it remains an st -graph after the augmentation.

We now describe how to insert v' and its incident edges into Γ'_0 and Γ'_1 . By standard continuity arguments, like the ones used in the proof of Fáry's theorem [18], we have that, for $i = 0, 1$, there exists a sufficiently small value $\epsilon_i > 0$ such that the disk d_i with radius ϵ_i centered at v in Γ'_i contains no vertex other than v and is not traversed by any edge other than those incident to v . We place v' at distance $\epsilon < \epsilon_0, \epsilon_1$ from v inside f , as illustrated in Figs. 3a–3c; in particular, v' is placed in the circular sector of d_i delimited by (u, v) and (w, v) . By selecting a sufficiently small value for ϵ , the edges (u, v') and (w, v') can be drawn as straight-line segments that do not intersect any edge of G' . Further, if ϵ is sufficiently small, then the y -coordinate of u (the y -coordinate of w) is smaller than the one of v' if and only if it is smaller than the one of v , hence the straight-line segments representing the edges (u, v') and (w, v') monotonically increase in the y -direction from their sources to their sinks. The upward planarity of the drawings Γ'_0 and Γ'_1 of the augmented graph G' follows. Note that after

the augmentation we have $\Gamma'_0[G] = \Gamma_0$ and $\Gamma'_1[G] = \Gamma_0$. This is because the same equalities were satisfied before the augmentation and since the drawings of G' before the augmentation were not altered during the augmentation.

Since the graph G' after the augmentation contains one block less than before the augmentation, the repetition of this argument results in a biconnected graph G' . This concludes the proof of the lemma. \square

4 Plane *st*-Graphs

In this section, we show algorithms for constructing upward planar morphs between upward planar drawings of plane *st*-graphs.

4.1 Reduced Plane *st*-Graphs

We first consider plane *st*-graphs without transitive edges. We have the following.

Lemma 8. *Any two upward planar drawings Γ_0 and Γ_1 of a reduced plane *st*-graph G form an hvh-pair.*

Proof. By Lemma 7 we can assume that the reduced plane *st*-graph G is biconnected. Let Γ_0 and Γ_1 be any two upward planar drawings of G . We show that Γ_0 and Γ_1 form an hvh-pair by exhibiting two upward planar drawings Γ'_0 and Γ'_1 of G that satisfy Conditions (i), (ii), and (iii) of the definition of an hvh-pair.

We construct drawings Γ'_0 and Γ'_1 as follows (refer to Figs. 4 and 5). Consider the *weak dual* multi-graph D of G , which is defined as follows. The multi-graph D has a vertex v_f for each internal face f of G and a directed edge $v_f v_g$ if the faces f and g of G share an edge e in G and f lies to the left of g when traversing e according to its orientation. The concept of weak dual multi-graph has been used, e.g., in [25,28,29]. Observe that D is acyclic [28]. We now present a structural decomposition of G guided by D which has been used, e.g., in [19,23]. Let $\mathcal{T} = \{v_1, \dots, v_k\}$ be a topological ordering of the vertices of D and let P_0 be the left boundary of the outer face of G . The ordering \mathcal{T} defines a sequence P_1, P_2, \dots, P_k of directed paths such that, for each $i = 1, \dots, k$, the path P_i is the right boundary of the face of G corresponding to the vertex v_i of D . For $j = 1, \dots, k$, the graph $G_j = \bigcup_{i=0}^j P_i$ is a plane *st*-graph which is obtained by attaching the directed path P_j to two non-adjacent vertices on the right boundary of the outer face of G_{j-1} ; further, $G_k = G$. Note that, since G is a reduced plane *st*-graph, no path P_j consists of a single edge.

The drawings Γ'_0 and Γ'_1 are simultaneously and iteratively constructed by adding, for $j = 1, \dots, k$, the path P_j to the already constructed drawings Γ'_0 and Γ'_1 of G_{j-1} . Note that, after P_j has been drawn in Γ'_0 and Γ'_1 , the right boundary of the outer face of G_j is a directed path, hence it is represented by a y -monotone curve in both Γ'_0 and Γ'_1 .

For $i = 0, 1$, we denote by $y_i(v)$ the y -coordinate of a vertex v in Γ_i .

We obtain drawings Γ'_0 and Γ'_1 of $G_0 = P_0$ by placing its vertices along the line $x = 0$ at the y -coordinates they have in Γ_0 and Γ_1 , respectively, and by drawing

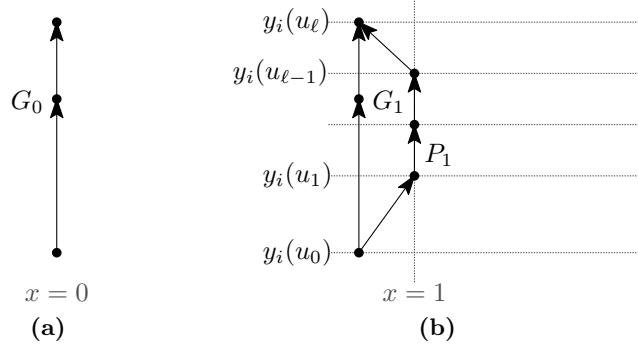


Fig. 4: Illustration for the proof of Lemma 8. (a) The drawing Γ'_i of $G_0 = P_0$. (b) The drawing Γ'_i of G_1 .

its edges as straight-line segments (see Fig. 4a). It is easy to see that $\Gamma_0[G_0]$, Γ'_0 , Γ'_1 , and $\Gamma_1[G_0]$ fulfill Conditions (i)-(iii) of the definition of an hvh-pair.

Suppose now that, for some $j \in \{1, \dots, k\}$, the drawings Γ'_0 and Γ'_1 are upward planar straight-line drawings of G_{j-1} such that $\Gamma_0[G_{j-1}]$, Γ'_0 , Γ'_1 , and $\Gamma_1[G_{j-1}]$ fulfill Conditions (i)-(iii) of the definition of an hvh-pair.

We show how to add the path $P_j = u_0 u_1 \dots u_{l-1} u_\ell$ to both Γ'_0 and Γ'_1 so that the resulting drawings together with $\Gamma_0[G_j]$ and $\Gamma_1[G_j]$ fulfill Conditions (i)-(iii) of the definition of an hvh-pair. Note that u_0 and u_ℓ belong to the right boundary of the outer face of G_{j-1} , hence they are already present in Γ'_0 and Γ'_1 . Since all the edges of P_j are going to be drawn as straight-line segments, it suffices to show how to draw the internal vertices of P_j in Γ'_0 and Γ'_1 . For $i = 0, 1$, we assign to the internal vertices of P_j in Γ'_i the same y -coordinates they have in Γ_i . Also, we assign to all such vertices, in both drawings, the same x -coordinate x_j^* , which has a “sufficiently large” value determined as follows.

If $j = 1$, then we set $x_j^* = 1$ (see Fig. 4b).

If $j > 1$, then we proceed as follows. Refer to Fig. 5. For $i = 0, 1$, let $\rho_i(u_0)$ be a ray emanating from u_0 with positive slope, directed rightwards, not intersecting Γ'_i , except at u_0 , and such that the intersection point a_i of $\rho_i(u_0)$ with the horizontal line $y = y_i(u_1)$ lies to the right of every vertex in Γ'_i . Analogously, for $i = 0, 1$, let $\rho_i(u_\ell)$ be a ray emanating from u_ℓ with negative slope, directed rightwards, not intersecting Γ'_i , except at u_ℓ , and such that the intersection point b_i of $\rho_i(u_\ell)$ with the horizontal line $y = y_i(u_{l-1})$ lies to the right of every vertex in Γ'_i . Refer to Figs. 5a and 5c for the cases in which $\ell = 2$ and $\ell > 2$, respectively. Observe that u_1 and u_{l-1} coincide if P_j is a path of length 2, i.e., if $\ell = 2$. We set x_j^* as the maximum of the x -coordinates of a_0 , b_0 , a_1 , and b_1 .

The obtained drawings Γ'_0 and Γ'_1 of G_j are planar, as the slopes of the straight-line segments representing the edge $u_0 u_1$ in Γ'_0 and Γ'_1 are smaller than or equal to those of $\rho_0(u_0)$ and $\rho_1(u_0)$, respectively, as the slopes of the straight-line segments representing the edge $u_{l-1} u_\ell$ in Γ'_0 and Γ'_1 are larger than or equal

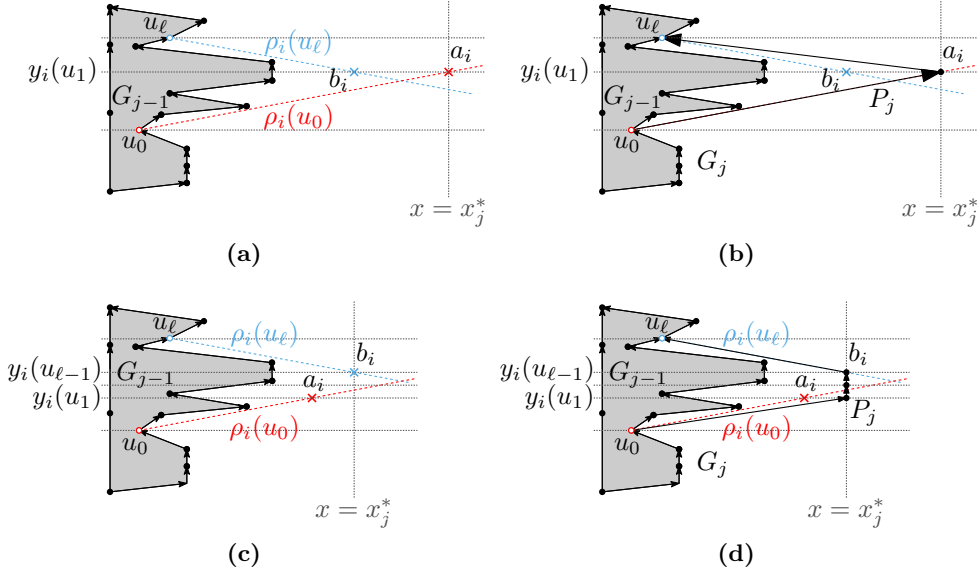


Fig. 5: Illustration for the proof of Lemma 8. Computation of the points a_i and b_i in Γ'_i for the cases $\ell = 2$ (a) and $\ell > 2$ (c), respectively. Drawing of the path P_j for the cases $\ell = 2$ (b) and $\ell > 2$ (d).

to those of $\rho_0(u_\ell)$ and $\rho_1(u_\ell)$, respectively, and as the vertical line $x = x_j^*$ lies to the right of all the vertices of G_{j-1} both in Γ'_0 and in Γ'_1 . The drawings Γ'_0 and Γ'_1 are upward, given that the vertices of G_j have the same y -coordinates they have in Γ_0 and Γ_1 , respectively, and given that Γ_0 and Γ_1 are upward drawings.

In order to conclude the proof, we show that the obtained drawings, together with $\Gamma_0[G_j]$ and $\Gamma_1[G_j]$, fulfill Conditions (i)–(iii) of the definition of an hvh-pair. Since (Γ_0, Γ'_0) and (Γ_1, Γ'_1) are pairs of upward planar drawings of G_j with the same y -assignment, by Lemma 3, Conditions (i) and (iii) hold true. In order to prove Condition (ii), first recall that by construction Γ'_0 and Γ'_1 have the same x -assignment. Also, since all the intermediate vertices of any path P_j are drawn on the vertical line $x = x_j^*$ in both Γ'_0 and Γ'_1 , and the circular ordering of the edges around each vertex is the same in both Γ'_0 and Γ'_1 , we have that the sequence of vertices and edges crossed by each vertical line in Γ'_0 and Γ'_1 is the same, thus implying Condition (ii). \square

Combining Lemma 6 with Lemma 8 we obtain the following result.

Theorem 2. *Let Γ_0 and Γ_1 be any two upward planar drawings of a reduced plane st -graph. There is a 3-step upward planar morph from Γ_0 to Γ_1 .*

4.2 General Plane st -Graphs

We now turn our attention to general plane st -graphs. We restate here, in terms of plane st -graphs, a result by Hong and Nagamochi [21] that was originally formulated in terms of hierarchical plane (undirected) graphs.

Theorem 3 (Hong and Nagamochi [21], Theorem 8). *Consider an internally 3-connected plane st -graph G and let y_G be a y -assignment for the vertices of G such that each vertex v is assigned a value $y_G(v)$ that is greater than those assigned to its predecessors. There exists a strictly-convex upward planar drawing of G satisfying y_G .*

We use Theorem 3 to prove the following lemma, which allows us to restrict our attention to maximal plane st -graphs.

Lemma 9. *Let Γ_0 and Γ_1 be two upward planar drawings of an n -vertex plane st -graph G .*

Suppose that an algorithm \mathcal{A} exists that constructs an $f(r)$ -step upward planar morph between any two upward planar drawings of an r -vertex maximal plane st -graph.

Then there exists an $O(f(n))$ -step upward planar morph from Γ_0 to Γ_1 .

Proof. By Lemma 7 we can assume that G is biconnected.

We augment G to a maximal plane st -graph G^* as follows (refer to Fig. 6a). For each internal face f of G we add to G : (i) a vertex v_f into f , (ii) a directed edge from the source-switch s_f of f to v_f , and (iii) directed edges from v_f to every other vertex incident to f . We also add a vertex v^* into the outer face of G , and add directed edges from v^* to all the vertices incident to the outer face of G . The resulting graph G^* is a maximal plane st -graph (in particular it is internally-3-connected) and contains $O(n)$ vertices.

Denote by y_G^0 the y -assignment for the vertices of G that is induced by Γ_0 . We define a y -assignment $y_{G^*}^0$ for the vertices of G^* by setting:

- $y_{G^*}^0(v) = y_G^0(v)$ for each vertex $v \in V(G)$;
- for each vertex v_f of G^* inserted into an internal face f of G , a value for $y_{G^*}^0(v_f)$ that is larger than $y_{G^*}^0(s_f)$ and smaller than $y_{G^*}^0(v)$, for every other vertex v incident to f ; and
- for the vertex v^* of G^* inserted into the outer face of G , a value for $y_{G^*}^0(v^*)$ that is smaller than $y_{G^*}^0(v)$, for every vertex $v \neq v^*$ of G^* .

We similarly define a y -assignment $y_{G^*}^1$ for the vertices of G^* using the y -coordinates of Γ_1 .

Note that, for $i = 0, 1$, each vertex v of G^* has been assigned a value $y_{G^*}^i$ that is greater than those assigned to its predecessors. We can hence use Theorem 3 to construct upward planar drawings Γ_0^* and Γ_1^* of G^* satisfying $y_{G^*}^0$ and $y_{G^*}^1$, respectively (refer to Fig. 6b).

By Lemma 3 we have that the drawings $\Gamma_0^*[G]$ and Γ_0 are left-to-right equivalent. Therefore, by Lemma 5, the linear morph \mathcal{M}_0 from Γ_0 to $\Gamma_0^*[G]$ is

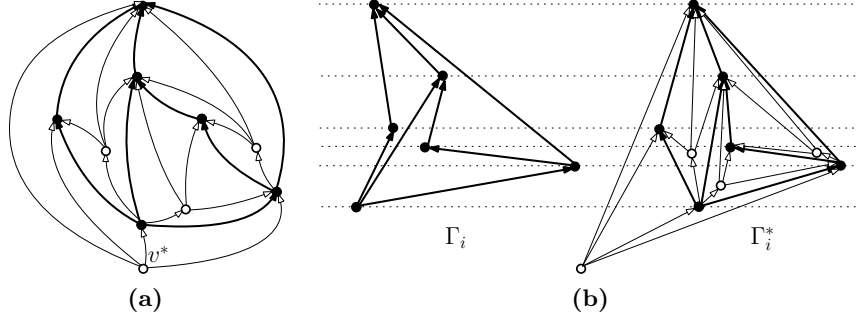


Fig. 6: Illustration for the proof of Lemma 9. (a) A biconnected plane st -graph G (shown with black vertices and thick edges) and its augmentation to a maximal plane st -graph G^* (by the addition of the white vertices and white-arrowed edges). (b) The construction of an upward planar drawing Γ_i^* of G^* in which each vertex of G^* that is also in G has the same y -coordinate as in Γ_i .

unidirectional and planar. Such a morph is also upward since both Γ_0 and $\Gamma_0^*[G]$ are upward planar and left-to-right equivalent. Analogously, the linear morph \mathcal{M}_1 from $\Gamma_1^*[G]$ to Γ_1 is upward planar.

We now apply algorithm \mathcal{A} to construct an $O(n)$ -step upward planar morph from Γ_0^* to Γ_1^* and restrict such a morph to the vertices and edges of G to obtain an $O(n)$ -step upward planar morph \mathcal{M}_{01} from $\Gamma_0^*[G]$ to $\Gamma_1^*[G]$.

An upward planar morph \mathcal{M} from Γ_0 to Γ_1 is finally obtained as the concatenation of \mathcal{M}_0 , \mathcal{M}_{01} , and \mathcal{M}_1 . The number of steps of \mathcal{M} is equal to the number of steps of \mathcal{M}_{01} plus two, hence it is in $O(n)$. This concludes the proof. \square

In the following we will present an algorithm that constructs an upward planar morph between two upward planar drawings of a maximal plane st -graph. Before doing so, we need to introduce one more tool. The *kernel* of a polygon P is the set of points p inside or on P such that, for any point q on P , the open segment \overline{pq} lies inside P . We have the following.

Lemma 10. *Let Γ be an upward planar drawing of an internally 3-connected plane st -graph G , let f be an internal st -face of G , and let P be the polygon representing f in Γ .*

There exists an upward planar drawing Γ' of G such that the polygon representing the boundary of f is strictly convex and $\mathcal{M} = \langle \Gamma, \Gamma' \rangle$ is a unidirectional upward planar morph. Further, if v is a vertex incident to f that is in the kernel of P in Γ , then v is in the kernel of the polygon representing the boundary of f throughout \mathcal{M} .

Proof. Denote by y_G the y -assignment for the vertices of G induced by Γ . By Theorem 3, there exists a strictly-convex upward planar drawing Γ' of G satisfying y_G . Thus, by Lemma 3 and since G is a plane st -graph, we have that Γ and Γ'

are left-to-right-equivalent drawings. By [Lemma 5](#), the linear morph \mathcal{M} from Γ to Γ' is unidirectional and planar. Since Γ and Γ' are upward and left-to-right equivalent, it follows that \mathcal{M} is an upward planar morph.

Consider now a vertex v incident to f that is in the kernel of P in Γ . Since the polygon representing the boundary of f in Γ' is strictly convex, v is also in the kernel of such a polygon. Augment G to a graph G_* by introducing (suitably oriented) edges connecting v to the vertices incident to f that are not already adjacent to v . Draw these edges in Γ and Γ' as straight-line segments, obtaining two drawings Γ_* and Γ'_* of G_* . Since v is in the kernel of the polygon representing the boundary of f both in Γ and in Γ' , and since Γ and Γ' are upward planar and left-to-right equivalent, we have that Γ_* and Γ'_* are left-to-right equivalent upward planar drawings of G_* . By the same arguments used for \mathcal{M} , we have that the linear morph $\mathcal{M}_* = \langle \Gamma_*, \Gamma'_* \rangle$ is planar. Hence, v is in the kernel of the polygon representing the boundary of f throughout \mathcal{M} . \square

Given two upward planar straight-line drawings Γ_0 and Γ_1 of a maximal plane st -graph G , our strategy for constructing an upward planar morph from Γ_0 to Γ_1 consists of the following steps:

- (1) we find a simple vertex v of G of degree at most 5;
- (2) we remove v and its incident edges from G , Γ_0 , and Γ_1 , obtaining upward planar drawings Γ_0^- and Γ_1^- of an upward plane graph G^- ;
- (3) we triangulate G^- , Γ_0^- , and Γ_1^- by inserting edges incident to a former neighbor u of v , obtaining upward planar drawings Γ'_0 and Γ'_1 of a maximal plane st -graph G' ;
- (4) we apply induction in order to construct an upward planar morph \mathcal{M}' from Γ'_0 to Γ'_1 ; and
- (5) we remove from \mathcal{M}' the edges incident to u that are not in G and insert v and its incident edges in \mathcal{M}' , thus obtaining an upward planar morph from Γ_0 to Γ_1 .

In order for this strategy to work, we need u to satisfy certain properties, which are expressed in the upcoming definition of *distinguished neighbor*; further, we need to perform one initial (and one final) upward planar morph so to convexify the polygon representing what will be called a *characteristic cycle*.

Let v be a simple vertex with degree at most 5 in a maximal plane st -graph G . Let $G(v)$ be the subgraph of G induced by v and its neighbors.

A predecessor u of v in G is a *distinguished predecessor* if it satisfies the following properties: (a) for each predecessor w of v , there is a directed path in $G(v)$ from w to v through u ; (b) u is the only predecessor of v if its degree is 3; and (c) v has at most two predecessors if its degree is 4 or 5.

A successor u of v in G is a *distinguished successor* if it satisfies the following properties: (a) for each successor w of v , there is a directed path in $G(v)$ from v to w through u ; (b) u is the only successor of v if its degree is 3; and (c) v has at most two successors if its degree is 4 or 5.

A neighbor of v is a *distinguished neighbor* if it is either a distinguished predecessor or successor of v . Examples of distinguished neighbors are in [Fig. 7](#). We are going to exploit the following.

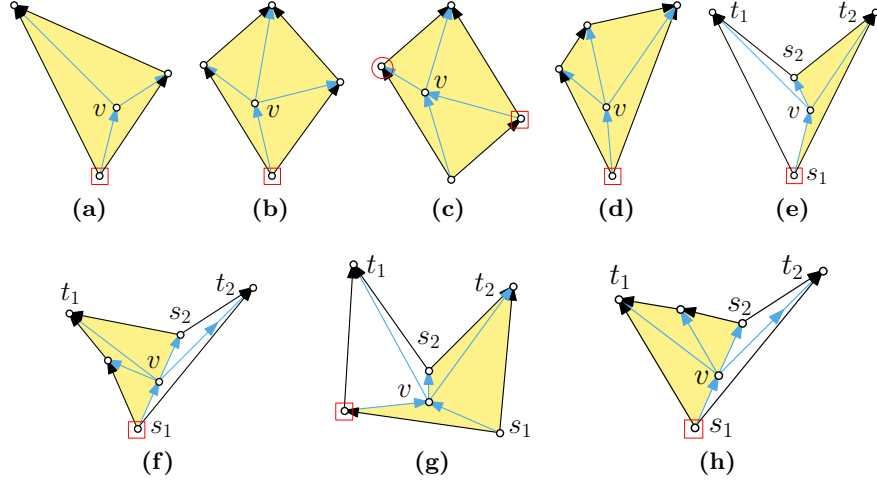


Fig. 7: Distinguished predecessors (enclosed by red squares), distinguished successors (enclosed by red circles), and characteristic cycles (filled yellow). Note that, in (e), (g), and (h), the vertex s_2 is not a distinguished successor of v ; indeed, although for every successor w of v there is a directed path in $G(v)$ from v to w through s_2 , we have that v has more than two successors.

Lemma 11. *The vertex v has at most one distinguished predecessor, at most one distinguished successor, and at least one distinguished neighbor.*

Proof. Suppose, for a contradiction, that v has (at least) two distinguished predecessors u_1 and u_2 . Since u_1 is a distinguished predecessor of v and u_2 is a predecessor of v , it follows that G contains a directed path $u_2 \dots u_1 v$; further, since u_2 is a distinguished predecessor of v and u_1 is a predecessor of v , it follows that G contains a directed path $u_1 \dots u_2 v$. The union of these directed paths contains a directed cycle, a contradiction to the fact that G is an st -graph. It follows that v has at most one distinguished predecessor. An analogous argument proves that v has at most one distinguished successor.

Let P and S be the sets of predecessors and successors of v in G , respectively.

If the degree of v is 3, then either $|P| = 1$ or $|S| = 1$. In the former case the only predecessor of v is a distinguished predecessor of v , while in the latter case the only successor of v is a distinguished successor of v .

Assume next that the degree of v is 4 or 5. We prove that, if $|P| \leq 2$, then v has at least one distinguished predecessor. If $|P| = 1$, then the only predecessor of v is a distinguished predecessor of v . Further, if $|P| = 2$, then let s and p be the two predecessors of v in G . Since G is maximal, it contains either the directed edge sp or the directed edge ps . In the former case p is a distinguished predecessor of v , while in the latter case s is a distinguished predecessor of v . An analogous proof shows that, if $|S| \leq 2$, then v has at least one distinguished

successor. This completes the proof, given that $|P| \leq 2$ or $|S| \leq 2$, since the degree of v is at most 5. \square

We define the *characteristic cycle* $C(v)$ as follows. Let $c_G(v)$ be the subgraph of G induced by the neighbors of v . Since v is simple, the underlying graph of $c_G(v)$ is a cycle. If $c_G(v)$ is an *st*-cycle, as in Figs. 7a, 7b, 7c, and 7d, then $C(v) := c_G(v)$; in particular, this is always the case if v has degree 3. Otherwise, $c_G(v)$ has two sources s_1 and s_2 and two sinks t_1 and t_2 . Throughout the rest of this section, we always assume that, if $c_G(v)$ has two sources s_1 and s_2 and two sinks t_1 and t_2 , then G contains the edges s_1v and vs_2 ; indeed, the cases in which G contains the edges s_2v and vs_1 , or t_1v and vt_2 , or t_2v and vt_1 are analogous. This assumption implies that v has at least three successors, namely s_2 , t_1 , and t_2 , and hence no distinguished successor. Suppose also, w.l.o.g., that s_1, t_1, s_2 , and t_2 appear in this clockwise order along $c_G(v)$. If v has degree 4, as in Fig. 7e, then $C(v)$ is composed of the edges s_1v , vs_2 , s_2t_2 , and s_1t_2 . Otherwise, v has degree 5, as in Figs. 7f, 7g, and 7h. Let v_1 be the distinguished predecessor of v . The directed path $P_1 = v_1vs_2$ splits $c_G(v)$ into two paths P_2 and P_3 with length 2 and 3, respectively. Then $C(v)$ is composed of P_1 and P_3 . We have the following structural lemma.

Lemma 12. *The characteristic cycle $C(v)$ is an *st*-cycle which contains all the distinguished neighbors of v . Further, all the vertices of $c_G(v)$ not belonging to $C(v)$ are adjacent to all the distinguished neighbors of v .*

Proof. If $c_G(v)$ is an *st*-cycle, then by construction $C(v)$ coincides with $c_G(v)$, hence $C(v)$ is an *st*-cycle which contains all the neighbors (and in particular all the distinguished neighbors) of v , and there are no vertices of $c_G(v)$ not belonging to $C(v)$. In the following we hence assume that $c_G(v)$ is not an *st*-cycle.

If v has degree 4, then by construction $C(v)$ consists of two directed paths, namely $s_1vs_2t_2$ and s_1t_2 , hence it is an *st*-cycle which contains the only distinguished neighbor (namely s_1) of v . The only vertex of $c_G(v)$ not belonging to $C(v)$, namely t_1 , is adjacent to s_1 .

If v has degree 5, then observe that v is neither a source nor a sink of $C(v)$, as $C(v)$ contains the directed edges v_1v and vs_2 ; further, s_2 is neither a source nor a sink of $C(v)$, as $C(v)$ contains the directed edge vs_2 and the directed edge of P_3 outgoing s_2 . Since the underlying graph of $C(v)$ is a cycle with 5 vertices, it follows that $C(v)$ has one source and one sink, hence it is an *st*-cycle. Further, by construction $C(v)$ contains v_1 , hence it contains all the distinguished neighbors of v . Finally, the only vertex of $c_G(v)$ not belonging to $C(v)$ is the internal vertex of P_2 , which is adjacent to v_1 . \square

Characteristic cycles are used in order to prove the following.

Lemma 13. *Let Γ be any upward planar drawing of G . There is a unidirectional upward planar morph $\langle \Gamma, \Gamma' \rangle$, where in Γ' the distinguished neighbors of v are in the kernel of the polygon representing $c_G(v)$.*

Proof. By Lemma 12 the distinguished neighbors of v belong to $C(v)$. If the polygon P representing $C(v)$ in Γ is convex, then each distinguished neighbor of v sees the other vertices of $C(v)$, meaning that the open straight-line segment connecting any distinguished neighbor of v with any other vertex of $C(v)$ lies inside P , and hence inside the polygon representing $c_G(v)$ in Γ . Again by Lemma 12 the vertices of $c_G(v)$ that are not in $C(v)$ are adjacent to the distinguished neighbors of v , which hence see every vertex of $c_G(v)$. It follows that the distinguished neighbors of v are in the kernel of the polygon representing $c_G(v)$ in Γ , and we can just define $\Gamma' := \Gamma$; note that no morph is actually needed in order to obtain the desired drawing Γ' from Γ .

If P is not convex, then we show how a unidirectional upward planar morph can be employed in order to transform Γ into an upward planar drawing Γ' in which the polygon representing $C(v)$ is convex, thus bringing us back to the previous case. Let G° be the subgraph of G obtained by removing all the vertices and edges in the interior of $C(v)$ and let Γ° be $\Gamma[G^\circ]$. Observe that only v and its incident edges might be removed from G in order to obtain G° .

We prove that G° is 3-connected. Suppose, for a contradiction, that G° contains a 2-cut $\{a, b\}$. If v was removed from G in order to obtain G° , then $\{a, b, v\}$ is a 3-cut of G . Since G is maximal, any 3-cut induces a separating triangle, i.e., a 3-cycle with vertices both on the inside and on the outside. However, since v is simple, it is not part of any separating triangle, a contradiction. Assume next that v was not removed from G in order to obtain G° . If $v \in \{a, b\}$, then $\{a, b\}$ is also a 2-cut of G , contradicting the fact that G is maximal (and hence 3-connected). Finally, if $v \notin \{a, b\}$, then $\{a, b, v\}$ is a 3-cut of G , and a contradiction can be derived as in the case in which v was removed from G .

Since G° is 3-connected and $C(v)$ is an st -cycle (by Lemma 12), we can apply Lemma 10 to construct an upward planar drawing Γ^\diamond of G° such that $C(v)$ is strictly convex in Γ^\diamond and $\langle \Gamma, \Gamma^\diamond \rangle$ is a unidirectional upward planar morph.

We obtain our desired upward planar drawing Γ' of G from Γ^\diamond as follows.

If G° contains v , then we simply augment Γ^\diamond by drawing the edges that are in G but not in G° as straight-line segments, thus obtaining Γ' . The convexity of $C(v)$ in Γ^\diamond implies that no crossings are introduced because of this augmentation. Further, as in the proof of Lemma 10, we have that Γ and Γ' have the same y -assignment, hence by Lemma 3 they are left-to-right equivalent, and thus by Lemma 5 the linear morph $\langle \Gamma, \Gamma' \rangle$ is unidirectional and upward planar.

If G° does not contain v , then we need to determine a placement for v in Γ^\diamond in order to obtain Γ' . We insert v in the interior of the convex polygon representing $C(v)$ in Γ^\diamond , so that its y -coordinate is the same as in Γ . We draw the edges incident to v as straight-line segments. This ensures that Γ and Γ' have the same y -assignment and hence, as in the previous case, that the linear morph between them is unidirectional and upward planar. \square

The following concludes our discussion on maximal plane st -graph.

Theorem 4. *Let Γ_0 and Γ_1 be two upward planar drawings of an n -vertex maximal plane st -graph G . There is an $O(n)$ -step upward planar morph from Γ_0 to Γ_1 .*

Proof. The proof is by induction on n . In the base case we have $n = 3$, hence Γ_0 and Γ_1 are two triangles. We show that Γ_0 and Γ_1 form an hvh-pair. Denote by u and w the source and the sink of G , respectively. Observe that the third vertex of G , call it v , is on the same side of the edge uw in Γ_0 and in Γ_1 , as Γ_0 and in Γ_1 have the same upward planar embedding; assume that v lies to the right of uw , the other case is symmetric. For $i = 0, 1$, let Γ'_i be a drawing of G such that the x -coordinate of u and w is 0, the x -coordinate of v is 1, and y -coordinate of each vertex is the same as in Γ_i . It is easy to see that Γ'_0 and Γ'_1 are upward planar drawings of G and that these drawings, together with Γ_0 and Γ_1 , satisfy Conditions (i)–(iii) of the definition of an hvh-pair. Thus, by Lemma 6, there exists a 3-step upward planar morph from Γ_0 to Γ_1 .

Suppose next that $n > 3$. By Lemma 2, G contains a simple vertex v of degree at most 5. By Lemma 11, v has at least one distinguished neighbor, which we denote by u . Assume for the remainder of the proof that u is a predecessor of v , the case in which it is a successor of v being symmetric. By Lemma 13, there exists a unidirectional upward planar morph from Γ_0 to an upward planar drawing, which we denote again by Γ_0 , in which u lies in the kernel of $c_G(v)$. Analogously, by means of a unidirectional upward planar morph, we can ensure that u lies in the kernel of $c_G(v)$ in Γ_1 .

In order to obtain the desired morph from Γ_0 to Γ_1 we are going to apply induction. For this sake we define an $(n - 1)$ -vertex maximal plane st -graph G' , and two upward planar drawings Γ'_0 and Γ'_1 of it. The graph G' is obtained from G by removing v and by inserting a directed edge uq for each successor q of v that is not adjacent to u in G . These edges are all added inside $c_G(v)$. Note that, by the definition of distinguished predecessor, either u is the only predecessor of v , or v has one predecessor p different from u , where G contains the directed edge pu . The drawings Γ'_0 and Γ'_1 are obtained from Γ_0 to Γ_1 , respectively, by removing v and its incident edges and by drawing the edges of G' not in G as straight-line segments.

For $i = 0, 1$, since u lies in the kernel of the polygon representing $c_G(v)$ in Γ_i , we have that Γ'_i is planar. We prove that Γ'_i is upward. Every successor q of v has a y -coordinate larger than the one of v in Γ_i ; since u has a y -coordinate smaller than the one of v in Γ_i , it follows that the edge from u to q is monotonically increasing in the y -direction in Γ'_i . Since all the edges of G' that are also in G are drawn as in Γ_i and since Γ_i is an upward drawing, it follows that Γ'_i is an upward planar drawing of G' . Observe that G' is an st -graph; indeed, it suffices to note that the edges that are removed from G do not result in any new source or sink in G' : (i) no successor q of v becomes a source in G' , as a directed edge uq is inserted in G' if it is not in G ; (ii) no predecessor p of v different from u , if any, becomes a sink in G' , as the directed edge pu belongs to G ; and (iii) u does not become a sink in G' as v has at least one successor in G . Finally, note that G' is maximal, since G is maximal and the edges added to G' triangulate the interior of $c_G(v)$. It follows that G' is a maximal plane st -graph.

By induction, there is an upward planar morph $\mathcal{M}' = \langle \Gamma'_0 = A_0, A_1, \dots, A_k = \Gamma'_1 \rangle$ from Γ'_0 to Γ'_1 . In the following we transform \mathcal{M}' into an upward planar

morph \mathcal{M} between two upward planar drawings Δ_0 and Δ_1 of G . This will be done by inserting v at a suitable point in the drawing of G' at any time instant of the morph \mathcal{M}' and by drawing the edges incident to v as straight-line segments. We will later show that \mathcal{M} is actually composed of k linear morphs.¹

Let $\varepsilon > 0$ be a sufficiently small value such that the following properties are satisfied throughout \mathcal{M}' :

- (a) for each successor q of v in G , it holds true that $y(q) > y(u) + \varepsilon$;
- (b) if v has a predecessor $p \neq u$ in G , then $y(p) < y(u) - \varepsilon$; and
- (c) for any segment s of $c_G(v)$ not incident to u , the line through s does not intersect the disk δ with radius ε centered at u .

Since \mathcal{M}' is an upward planar morph and since G' contains edges from u to every successor q of v and from every predecessor p of v to u , it follows that such a value ε exists; in particular, standard continuity arguments, like the ones used in the proof of Fáry's Theorem [18], ensure that Property (c) is satisfied for a sufficiently small value $\varepsilon > 0$.

We distinguish the cases in which v has degree 3 or greater than 3 in G .

If v has degree 3 in G , then let a , b , and c be the neighbors of v in G , where $a = u$. We choose three values α, β , and γ , as discussed below, and then place v at the point $\alpha \cdot a + \beta \cdot b + \gamma \cdot c$ at any time instant of \mathcal{M}' (a , b , and c here represent the points at which the corresponding vertices are placed at any time instant of \mathcal{M}'). We choose α, β , and γ as any positive values such that $\alpha + \beta + \gamma = 1$ and such that the point $\alpha \cdot a + \beta \cdot b + \gamma \cdot c$ lies in δ throughout \mathcal{M}' . Note that v lies inside the triangle $c_G(v)$ for any positive values of α, β , and γ such that $\alpha + \beta + \gamma = 1$ (indeed, the position of v is a convex combination of the ones of a , b , and c); further, choosing α sufficiently close to 1 ensures that v is at distance at most ε from u , and hence lies inside δ , throughout \mathcal{M}' .

Suppose now that v has degree 4 or 5 in G . Since u is a distinguished predecessor of v , we have that v has at most two predecessors in G , one of which is u . If v has no predecessor other than u , then v has at least three successors in G ; let w be a successor of v not adjacent to u in G . If v has a predecessor p different from u , then v has at least two successors in G ; let w be the one adjacent to p in G . Note that, in both cases, the directed edge uw belongs to G' but not to G and connects u with a successor w of v . We compute a value λ , as discussed below, and then place v at the point $\lambda \cdot u + (1 - \lambda) \cdot w$ at any time instant of \mathcal{M}' (u and w here represent the points at which the corresponding vertices are placed at any time instant of \mathcal{M}'). We choose λ as any positive value smaller than 1 such that the point $\lambda \cdot u + (1 - \lambda) \cdot w$ lies in δ throughout \mathcal{M}' . Note that v is on the straight-line segment representing the edge uw for any positive value of λ smaller than 1 (indeed, the position of v is a convex combination of the ones of u

¹ This insertion problem has been studied and solved in [2] for planar morphs of undirected graphs. Here we cannot immediately reuse the results in [2], as we need to preserve the upwardness of the drawing throughout the morph. However, the property that every drawing of G' in \mathcal{M}' is upward significantly simplifies the problem of inserting v in \mathcal{M}' so to obtain an upward planar morph of G .

and w); further, choosing λ sufficiently close to 1 ensures that v is at distance at most ε from u , and hence lies inside δ , throughout \mathcal{M}' .

In both cases, the choice of ε ensures that at any time instant of \mathcal{M} the drawing of G is upward planar. In particular, Properties (a) and (b), together with the fact that every drawing of G' in \mathcal{M}' is upward, directly ensure that every drawing of G in \mathcal{M} is upward. Further, Property (c), together with the fact that every drawing of G' in \mathcal{M}' is planar, ensures that every drawing of G in \mathcal{M} is planar. In particular, every point of δ sees every point of any straight-line segment s of $c_G(v)$ not incident to u in the interior of the polygon representing $c_G(v)$; hence the directed edges from v to its successors cause no crossings throughout \mathcal{M} . Further, if v has a predecessor p different from u , the fact that v lies on the straight-line segment connecting u with the neighbor of p in G ensures that p sees v in the interior of the polygon representing $c_G(v)$ throughout \mathcal{M} .

We now prove that \mathcal{M} consists of k morphing steps. Assume that the degree of v is 3, the discussion for the case in which the degree of v is 4 or 5 being analogous and simpler. Denote by Δ_i the drawing of G obtained from Δ_i by placing v at the point $\alpha \cdot a_i + \beta \cdot b_i + \gamma \cdot c_i$, as discussed above, where by a_i , b_i , and c_i denote the positions of the vertices a , b , and c in Δ_i , respectively. Hence, at any time $t \in [0; 1]$ of the linear morph $\langle \Delta_i, \Delta_{i+1} \rangle$, the position of v is

$$(1-t) \cdot (\alpha \cdot a_i + \beta \cdot b_i + \gamma \cdot c_i) + t \cdot (\alpha \cdot a_{i+1} + \beta \cdot b_{i+1} + \gamma \cdot c_{i+1}) \\ = \alpha((1-t) \cdot a_i + t \cdot a_{i+1}) + \beta((1-t) \cdot b_i + t \cdot b_{i+1}) + \gamma((1-t) \cdot c_i + t \cdot c_{i+1}).$$

Hence, the position of v at any time instant of the linear morph $\langle \Delta_i, \Delta_{i+1} \rangle$ is given by the convex combination with coefficients α , β , and γ of the positions of a , b , and c . It follows that the upward planar morph \mathcal{M} defined above coincides with the k -step morph $\langle \Delta_0, \Delta_1, \dots, \Delta_k \rangle$.

Finally, denote by $f(n)$ the number of morphing steps of the described algorithm. We have $f(3) = 3$ and $f(n) = 4 + f(n-1)$, if $n > 3$. Indeed, in the inductive case the upward planar morph from Γ_0 to Γ_1 consists of:

- a first morphing step from the given drawing Γ_0 to the drawing Γ_0 in which u lies in the kernel of $c_G(v)$;
- a second morphing step $\langle \Gamma_0, \Delta_0 \rangle$, where in Γ_0 the vertex u lies in the kernel of $c_G(v)$ (note that only v moves during this morphing step);
- the morph $\mathcal{M} = \langle \Delta_0, \Delta_1, \dots, \Delta_k \rangle$, whose number k of steps is the same as in \mathcal{M}' , which is the inductively constructed morph of the $(n-1)$ -vertex maximal plane st -graph G' ; hence $k = f(n-1)$;
- a second to last morphing step $\langle \Delta_k, \Gamma_1 \rangle$, where in Γ_1 the vertex u lies in the kernel of $c_G(v)$ (note that only v moves during this morphing step); and
- a final morphing step from the drawing Γ_1 in which u lies in the kernel of $c_G(v)$ to the given drawing Γ_1 .

The recurrence equation for $f(n)$ solves to $f(n) = 4n - 9$. This concludes the proof of the theorem. \square

We finally get the following.

Corollary 1. *Let Γ_0 and Γ_1 be two upward planar drawings of an n -vertex plane st -graph. There exists an $O(n)$ -step upward planar morph from Γ_0 to Γ_1 .*

Proof. The statement follows by Lemma 9 and Theorem 4. \square

5 Upward Plane Graphs

In this section we deal with general upward plane graphs. In order to morph two upward planar drawings of an upward plane graph G we are going to augment the upward planar drawings of G to two upward planar drawings of a (possibly reduced) plane st -graph G' and then to use the results of Section 4 for morphing the obtained upward planar drawings of G' . The augmentation process itself uses upward planar morphs. In the following we formally describe this strategy.

Let G be an upward plane graph whose underlying graph is biconnected, let f be a face of G which is not an st -face, and let u, v , and w be three clockwise consecutive switches of f . Further, let v^- and v^+ be the vertices preceding and succeeding v in clockwise order along the boundary of f , respectively, and let u^- and u^+ be the vertices preceding and succeeding u in clockwise order along the boundary of f , respectively. We say that $[u, v, w]$ is a *pocket* for f if $\angle(v^-, v, v^+) = \text{small}$ and $\angle(u^-, u, u^+) = \text{large}$. The following is well-known.

Lemma 14 (Bertolazzi et al. [9]). *Let G be an upward plane graph whose underlying graph is biconnected and let f be a face of G that is not an st -face. Then, there exists a pocket $[u, v, w]$ for f .*

Next, we give a lemma that shows how to “simplify” a face of an upward plane graph that is not an st -graph, by removing one of its pockets.

Lemma 15. *Let G be an n -vertex (reduced) upward plane graph whose underlying graph is biconnected, let f be a face of G that is not an st -face, let $[u, v, w]$ be a pocket for f , and let Γ be an upward planar drawing of G .*

Suppose that an algorithm \mathcal{A} (\mathcal{A}_R) exists that constructs an $f(r)$ -step ($f_R(r)$ -step) upward planar morph between any two upward planar drawings of an r -vertex (reduced) plane st -graph.

Then, there exists an $O(f(n))$ -step (an $O(f_R(n))$ -step) upward planar morph from Γ to an upward planar drawing Γ^ of G in which u sees w inside f and in which u lies below w , if the directed path between u and v along the boundary of f is directed from v to u , or u lies above w , otherwise.*

Proof. Suppose that the directed path p_{vu} between u and v along the boundary of f is directed from v to u (refer to Fig. 8a); the case in which it is directed from u to v can be treated symmetrically.

The proof is structured as follows. First, we show that there exists an upward planar drawing Γ' of G such that (see Fig. 8b):

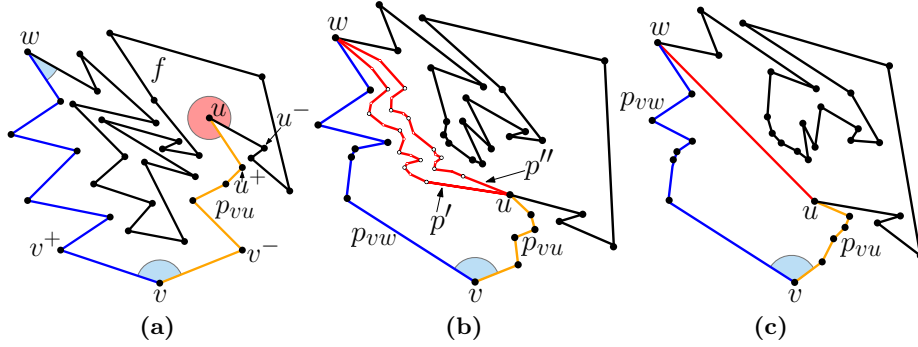


Fig. 8: Illustrations for the proof of Lemma 15. (a) The upward planar drawing Γ of G ; in particular, the illustration shows the face f whose boundary contains the pocket $[u, v, w]$. (b) The upward planar drawing Γ' of G (plus the directed paths p' and p''). (c) The upward planar drawing Γ^* of G (plus the directed edge uw).

- (i) the upward planar drawings of two directed paths p' and p'' from u to w can be inserted in Γ' in the interior of f ; and
- (ii) there exists an $O(f(n))$ -step (an $O(f_R(n))$ -step) upward planar morph \mathcal{M}' from Γ to Γ' .

Second, we show that there exists an upward planar drawing Γ^* of G such that (see Fig. 8c):

- (iii) u sees w inside f and u lies below w , and
- (iv) there exists an $O(f(n))$ -step (an $O(f_R(n))$ -step) upward planar morph \mathcal{M}^* from Γ' to Γ^* .

The lemma follows from the existence of the drawings Γ' and Γ^* above, since composing \mathcal{M}' with \mathcal{M}^* yields the desired upward planar morph with $O(f(n))$ steps (with $O(f_R(n))$ steps).

The drawing Γ' is constructed in four phases.

In **phase 1** we augment Γ to an upward planar drawing Γ_1 of an upward plane graph G_1 . Refer to Fig. 9a. Let $p_{vu} = vu_1 \dots u_k u$ and $p_{vw} = vw_1 \dots w_h w$ be the directed paths from v to u and from v to w , respectively, that belong to the boundary of f . In order to construct Γ_1 and G_1 we insert, for some sufficiently small $\epsilon > 0$, the following directed paths inside f into Γ and G :

- (a) a directed path $q_1 = vv'w'_1 \dots w'_h w$, where w'_i is on the same horizontal line as w_i , at horizontal distance $\epsilon/2$ from it, while v' is above v , at distance $\epsilon/2$ from it, along the bisector of the angle $\angle(v^-, v, v^+)$;
- (b) a directed path $q_2 = v'v''w''_1 \dots w''_h w$, where w''_i is on the same horizontal line as w_i , at horizontal distance ϵ from it, while v'' is above v and v' , at distance ϵ from v , along the bisector of the angle $\angle(v^-, v, v^+)$;

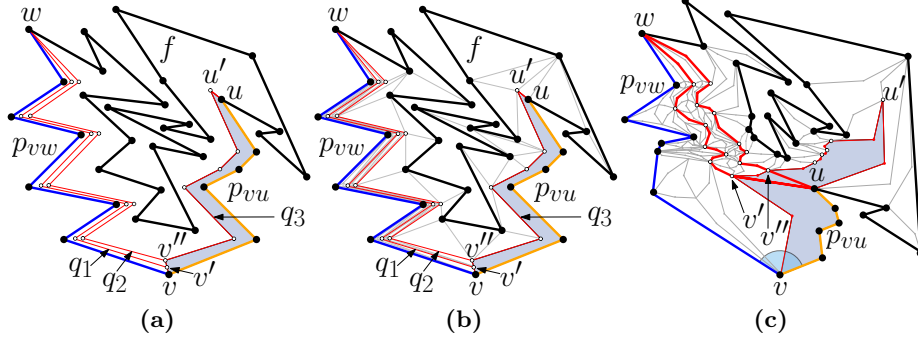


Fig. 9: Construction of the drawing Γ' ; only what happens to the face f is shown. (a) The drawing Γ_1 of G_1 . The face g is gray. (b) The drawing Γ_2 of G_2 . (c) The drawing Γ_4 of G_4 ; the paths p' and p'' are thick and red.

- (c) a directed path $q_3 = v''u'_1 \dots u'_ku'$, where u'_i is on the same horizontal line as u_i , at horizontal distance ϵ from it, while u' is above u , at distance ϵ from it, along the bisector of the angle $\angle(u^-, u, u^+)$; and
- (d) a directed edge uu' .

It is easy to see that the resulting drawing Γ_1 has no crossings and that the directed paths q_1 , q_2 , q_3 , and uu' are upwardly drawn inside f , provided that ϵ is small enough. Note that there is an st -face g of G_1 that is delimited by the directed path composed of $vv'v''$ and of q_3 and by the directed path composed of p_{vu} and of uu' .

In **phase 2** we augment Γ_1 to an upward planar drawing Γ_2 of a plane st -graph G_2 . Refer to Fig. 9b. In order to construct Γ_2 , we insert edges drawn as straight-line segments into every face of Γ_1 , except for g , until no further edge can be inserted while maintaining planarity; each inserted edge is oriented from the endpoint with the lowest y -coordinate to the endpoint with the highest y -coordinate in Γ_1 (if the end-points of an edge have the same y -coordinate, then we insert two new adjacent vertices, slightly above and below the middle point of that edge, and then keep on inserting edges). This concludes the construction of the drawing Γ_2 of G_2 . Since Γ_1 is upward and planar, it follows that Γ_2 is upward and planar as well. Further, G_2 is an st -graph by Lemma 1, since g is an st -face, as argued above, and since all the faces of G_2 different from g are also delimited by st -cycles, as otherwise more edges could have been introduced while maintaining the planarity of Γ_2 ; note that every internal face of Γ_2 different from g is delimited by an upwardly drawn 3-cycle, while more than 3 vertices might be incident to the outer face of Γ_2 .

In **phase 3** we replace each directed edge uv of G_2 that does not belong to G (and has been inserted in phase 1 or 2) with a directed path (u, w_{uv}, v) and insert w_{uv} at an arbitrary internal point of the edge uv in Γ_2 . Clearly, the resulting

graph G_3 is a plane st -graph and it is reduced if G is. Further, the resulting drawing Γ_3 is an upward planar drawing of G_3 .

In **phase 4** we augment G_3 to a plane st -graph G_4 by adding two directed edges uv' and uv'' inside g . Observe that G_4 is a plane st -graph, by Lemma 1, since the directed edges uv' and uv'' split g into three st -faces. Further, G_4 is reduced if G is. Let p' be the directed path composed of uv' and of the (subdivided) directed path q_1 and let p'' be the directed path composed of uv'' and of the (subdivided) directed path q_2 . Observe that the st -cycle \mathcal{D} of G_4 composed of p' and p'' does not enclose any vertex of G , although it encloses vertices of G_4 not in G . We construct an upward planar straight-line drawing Γ_4 of G_4 by means of, e.g., the algorithm by Di Battista and Tamassia [16].

Now let $\Gamma' = \Gamma_4[G]$. Property (i) then follows from the fact that upward planar drawings of the directed paths p' and p'' from u to w can be inserted in Γ' as they are drawn in Γ_4 . Further, since G_3 has $O(n)$ vertices, by applying algorithm \mathcal{A} (\mathcal{A}_R) we can construct an $O(f(n))$ -step (an $O(f_R(n))$ -step) upward planar morph $\mathcal{M}_{3,4}$ from Γ_3 to $\Gamma_4[G_3]$. Since $\Gamma = \Gamma_3[G]$ and $\Gamma' = \Gamma_4[G]$, the restriction of $\mathcal{M}_{3,4}$ to the vertices and edges of G provides an $O(f(n))$ -step (an $O(f_R(n))$ -step) upward planar morph \mathcal{M}' from Γ to Γ' , which proves Property (ii).

The drawing Γ^* is constructed as follows.

First, we remove from Γ_4 and G_4 all the vertices and edges enclosed by \mathcal{D} . Let Γ_5 and G_5 be the resulting drawing and the resulting graph, respectively. We have that G_5 is a plane st -graph by Lemma 1; indeed, the face d of G_5 delimited by \mathcal{D} is an st -face, as \mathcal{D} is composed of the directed paths p' and p'' , and every other face of G_5 is an st -face since it is also a face of G_4 , which is a plane st -graph. Moreover, Γ_5 is an upward planar drawing of G_5 , given that Γ_4 is an upward planar drawing of G_4 .

Second, we augment G_5 to a plane st -graph G_6 by inserting the directed edge uw inside d . We construct an upward planar straight-line drawing Γ_6 of G_6 by means of, e.g., the algorithm by Di Battista and Tamassia [16].

Now let $\Gamma^* = \Gamma_6[G]$. Property (iii) then follows from the fact that the directed edge uw lies inside f and is upwardly drawn in Γ_6 . Further, since G_6 has $O(n)$ vertices, by applying algorithm \mathcal{A} (\mathcal{A}_R) we can construct an $O(f(n))$ -step (an $O(f_R(n))$ -step) upward planar morph $\mathcal{M}_{5,6}$ from Γ_5 to $\Gamma_6[G_5]$. Since $\Gamma' = \Gamma_5[G]$ and $\Gamma^* = \Gamma_6[G]$, the restriction of $\mathcal{M}_{5,6}$ to the vertices and edges of G provides an $O(f(n))$ -step (an $O(f_R(n))$ -step) upward planar morph \mathcal{M}^* from Γ' to Γ^* , which proves Property (iv). This concludes the proof of the lemma. \square

We are now ready to prove the following.

Theorem 5. *Let Γ_0 and Γ_1 be two upward planar drawings of an n -vertex (reduced) upward plane graph G .*

Suppose that an algorithm \mathcal{A} (\mathcal{A}_R) exists that constructs an $f(r)$ -step (an $f_R(r)$ -step) upward planar morph between any two upward planar drawings of an r -vertex (reduced) plane st -graph.

There exists an $O(n \cdot f(n))$ -step (an $O(n \cdot f_R(n))$ -step) upward planar morph from Γ_0 to Γ_1 .

Proof. By Lemma 7, we can assume that G is biconnected.

Denote by $\ell(G)$ the number of switches labeled **large** in the upward planar embedding of G . In order to prove the statement, we show that there exists a $((2\ell(G) - 3) \cdot f(n))$ -step (a $((2\ell(G) - 3) \cdot f_R(n))$ -step) upward planar morph from Γ_0 to Γ_1 , if G is a (reduced) upward plane graph. Since $\ell(G) \in O(n)$, the statement follows. The proof is by induction on $\ell(G)$.

In the base case $\ell(G) = 2$ and thus G is a (reduced) plane *st*-graph (the two switches labeled **large** are those incident to the outer face of G). Hence, by applying algorithm \mathcal{A} (\mathcal{A}_R) to Γ_0 and Γ_1 , we obtain an $f(n)$ -step (an $f_R(n)$ -step) upward planar morph from Γ_0 to Γ_1 .

In the inductive case $\ell(G) > 2$. Then there exists a face f of G that is not an *st*-face. Thus, by Lemma 14, there exists a pocket $[u, v, w]$ for f . By Lemma 15, we can construct upward planar drawings Γ'_0 and Γ'_1 of G in which u sees w inside f and in which u lies below w (assuming that a directed path exists in f from v to u , the other case being symmetric), and such that there exists an $f(n)$ -step (an $f_R(n)$ -step) upward planar morph \mathcal{M}_{start} from Γ_0 to Γ'_0 and an $f(n)$ -step (an $f_R(n)$ -step) upward planar morph \mathcal{M}_{finish} from Γ'_1 to Γ_1 .

Let G^* be the plane graph obtained from G by splitting f with a directed edge uw . The graph G^* is an upward plane graph whose upward planar embedding is constructed by assigning to each switch in G^* the same label **small** or **large** it has in G . Then $\ell(G^*) = \ell(G) - 1$, since u is not a switch in G^* . Further, G^* is reduced if G is reduced, since there exists no directed path in G passing first through u and then through w , given that u is a sink of G .

Let Γ_0^* and Γ_1^* be the upward planar straight-line drawings of G^* obtained by drawing the directed edge uw as a straight-line segment connecting u and w in Γ'_0 and in Γ'_1 , respectively. By the inductive hypothesis and since $V(G^*) = V(G)$, we can construct a $((2\ell(G^*) - 3) \cdot f(n))$ -step (a $((2\ell(G^*) - 3) \cdot f_R(n))$ -step) upward planar morph from Γ_0^* to Γ_1^* . Observe that, since $G \subset G^*$, restricting each drawing in \mathcal{M}^* to the vertices and edges of G yields a $((2\ell(G) - 5) \cdot f(n))$ -step upward planar morph \mathcal{M}^- of G from Γ'_0 to Γ'_1 . Therefore, by concatenating morphs \mathcal{M}_{start} , \mathcal{M}^- , and \mathcal{M}_{finish} , we obtain a $((2\ell(G) - 3) \cdot f(n))$ -step (a $((2\ell(G) - 3) \cdot f_R(n))$ -step) upward planar morph of G from Γ_0 to Γ_1 . This concludes the proof. \square

Theorem 2, Corollary 1, and Theorem 5 imply the following main result.

Theorem 6. *Let Γ_0 and Γ_1 be two upward planar drawings of the same n -vertex (reduced) upward plane graph. There exists an $O(n^2)$ -step (an $O(n)$ -step) upward planar morph from Γ_0 to Γ_1 .*

6 Conclusions and Open Problems

In this paper, we addressed for the first time the problem of morphing upward planar straight-line drawings. We proved that an upward planar morph between any two upward planar straight-line drawings of the same upward plane graph always exists; such a morph consists of a quadratic number of linear morphing

steps. The quadratic bound can be improved to linear for reduced upward plane graphs and for plane st -graphs, and to constant for reduced plane st -graphs. All our algorithms can be implemented in polynomial time in the real RAM model.

Our algorithms assume the (undirected) connectivity of the upward planar graph whose drawings have to be morphed. However, we believe that the techniques presented in [2] in order to deal with disconnected graphs can be applied also to our setting with only minor modifications.

Several problems are left open by our research. In our opinion the most interesting question is whether an $O(1)$ -step upward planar morph between any two upward planar drawings of the same maximal plane st -graph exists. In case of a positive answer, by Lemma 9 and Theorem 5, an optimal $O(n)$ -step upward planar morph would exist between any two upward planar drawings of the same n -vertex upward plane graph. In case of a negative answer, it would be interesting to find broad classes of upward plane graphs that admit upward planar morphs with a sub-linear number of steps. In particular, we ask whether series-parallel digraphs [8,14] admit upward planar morphs with $O(1)$ steps.

References

1. O. Aichholzer, G. Aloupis, E. D. Demaine, M. L. Demaine, V. Dujmovic, F. Hurtado, A. Lubiw, G. Rote, A. Schulz, D. L. Souvaine, and A. Winslow. Convexifying polygons without losing visibilities. In *23rd Canadian Conference on Computational Geometry (CCCG '11)*, 2011.
2. S. Alamdari, P. Angelini, F. Barrera-Cruz, T. M. Chan, G. Da Lozzo, G. Di Battista, F. Frati, P. Haxell, A. Lubiw, M. Patrignani, V. Roselli, S. Singla, and B. T. Wilkinson. How to morph planar graph drawings. *SIAM J. Comput.*, 46(2):824–852, 2017.
3. S. Alamdari, P. Angelini, T. M. Chan, G. Di Battista, F. Frati, A. Lubiw, M. Patrignani, V. Roselli, S. Singla, and B. T. Wilkinson. Morphing planar graph drawings with a polynomial number of steps. In S. Khanna, editor, *24th Annual ACM-SIAM Symposium on Discrete Algorithms (SODA '13)*, pages 1656–1667, 2013.
4. P. Angelini, G. Da Lozzo, G. Di Battista, F. Frati, M. Patrignani, and V. Roselli. Morphing planar graph drawings optimally. In J. Esparza, P. Fraigniaud, T. Husfeldt, and E. Koutsoupias, editors, *41st International Colloquium on Automata, Languages and Programming (ICALP '14)*, volume 8572 of *LNCS*, pages 126–137. Springer, 2014.
5. P. Angelini, G. Da Lozzo, F. Frati, A. Lubiw, M. Patrignani, and V. Roselli. Optimal morphs of convex drawings. In *Symposium on Computational Geometry*, volume 34 of *LIPIcs*, pages 126–140. Schloss Dagstuhl - Leibniz-Zentrum fuer Informatik, 2015.
6. P. Angelini, F. Frati, M. Patrignani, and V. Roselli. Morphing planar graph drawings efficiently. In S. Wismath and A. Wolff, editors, *Proc. 21st International Symposium on Graph Drawing (GD '13)*, LNCS. Springer, 2013.
7. F. Barrera-Cruz, P. Haxell, and A. Lubiw. Morphing planar graph drawings with unidirectional moves. In *Mexican Conference on Discrete Mathematics and Computational Geometry*, pages 57–65, 2013. also available at <http://arxiv.org/abs/1411.6185>.

8. P. Bertolazzi, R. F. Cohen, G. Di Battista, R. Tamassia, and I. G. Tollis. How to draw a series-parallel digraph. *Int. J. Comput. Geometry Appl.*, 4(4):385–402, 1994.
9. P. Bertolazzi, G. Di Battista, G. Liotta, and C. Mannino. Upward drawings of triconnected digraphs. *Algorithmica*, 12(6):476–497, 1994.
10. P. Bertolazzi, G. Di Battista, C. Mannino, and R. Tamassia. Optimal upward planarity testing of single-source digraphs. *SIAM J. Comput.*, 27(1):132–169, 1998.
11. T. Biedl, A. Lubiw, M. Petrick, and M. Spriggs. Morphing orthogonal planar graph drawings. *ACM Transactions on Algorithms (TALG)*, 9(4):29, 2013.
12. T. C. Biedl, A. Lubiw, and M. J. Spriggs. Morphing planar graphs while preserving edge directions. In P. Healy and N. S. Nikolov, editors, *13th International Symposium on Graph Drawing (GD '05)*, volume 3843 of *LNCS*, pages 13–24. Springer, 2006.
13. S. S. Cairns. Deformations of plane rectilinear complexes. *American Mathematical Monthly*, 51(5):247–252, 1944.
14. R. F. Cohen, G. Di Battista, R. Tamassia, and I. G. Tollis. Dynamic graph drawings: Trees, series-parallel digraphs, and planar st-digraphs. *SIAM J. Comput.*, 24(5):970–1001, 1995.
15. G. Di Battista, P. Eades, R. Tamassia, and I. G. Tollis. *Graph Drawing: Algorithms for the Visualization of Graphs*. Prentice-Hall, 1999.
16. G. Di Battista and R. Tamassia. Algorithms for plane representations of acyclic digraphs. *Theor. Comput. Sci.*, 61:175–198, 1988.
17. G. Di Battista, R. Tamassia, and I. G. Tollis. Area requirement and symmetry display of planar upward drawings. *Discrete Comput. Geom.*, 7(4):381–401, Apr. 1992.
18. I. Fáry. On straight-line representation of planar graphs. *Acta Scientiarum Mathematicarum (Szeged)*, 11:229–233, 1948.
19. F. Frati, J. Gudmundsson, and E. Welzl. On the number of upward planar orientations of maximal planar graphs. In K. Chao, T. Hsu, and D. Lee, editors, *23rd International Symposium on Algorithms and Computation (ISAAC '12)*, volume 7676 of *Lecture Notes in Computer Science*, pages 413–422. Springer, 2012.
20. A. Garg and R. Tamassia. On the computational complexity of upward and rectilinear planarity testing. *SIAM J. Comput.*, 31(2):601–625, Feb. 2002.
21. S. Hong and H. Nagamochi. Convex drawings of hierarchical planar graphs and clustered planar graphs. *J. Discrete Algorithms*, 8(3):282–295, 2010.
22. J. Hopcroft and R. Tarjan. Efficient planarity testing. *J. ACM*, 21(4):549–568, Oct. 1974.
23. K. Mehlhorn. *Data Structures and Algorithms: Multi-dimensional Searching and Computational Geometry*, volume 3. Springer, 1984.
24. V. Roselli. *Morphing and Visiting Drawings of Graphs*. PhD thesis, Università degli Studi di Roma “Roma Tre”, Dottorato di Ricerca in Ingegneria, Sezione Informatica ed Automazione, XXVI Ciclo, 2014.
25. P. Rosenstiehl and R. E. Tarjan. Rectilinear planar layouts and bipolar orientations of planar graphs. *Discrete & Computational Geometry*, 1:343–353, 1986.
26. W. Schnyder. Embedding planar graphs on the grid. In *Proceedings of the First Annual ACM-SIAM Symposium on Discrete Algorithms*, SODA '90, pages 138–148, Philadelphia, PA, USA, 1990. Society for Industrial and Applied Mathematics.
27. H. L. Smith. On continuous representations of a square upon itself. *Annals of Mathematics*, 19(2):137–141, 1917.
28. R. Tamassia and I. G. Tollis. Algorithms for visibility representations of planar graphs. In B. Monien and G. Vidal-Naquet, editors, *STACS 86, 3rd Annual Symposium on Theoretical Aspects of Computer Science, Orsay, France, January*

- 16-18, 1986, *Proceedings*, volume 210 of *Lecture Notes in Computer Science*, pages 130–141. Springer, 1986.
29. R. Tamassia and I. G. Tollis. A unified approach a visibility representation of planar graphs. *Discrete & Computational Geometry*, 1:321–341, 1986.
30. C. Thomassen. Deformations of plane graphs. *Journal of Combinatorial Theory, Series B*, 34(3):244–257, 1983.
31. H. Tietze. Über stetige abbildungen einer quadratfläche auf sich selbst. *Rendiconti del Circolo Matematico di Palermo*, 38(1):247–304, 1914.
32. A. van Goethem and K. Verbeek. Optimal morphs of planar orthogonal drawings. In *34th International Symposium on Computational Geometry, SoCG 2018, June 11-14, 2018, Budapest, Hungary*, pages 42:1–42:14, 2018.