

Effect of Hagedorn States on Isothermal Compressibility of Hadronic Matter formed in Heavy-Ion Collisions: From NICA to LHC Energies

Arvind Khuntia, Swatantra Kumar Tiwari, Pramod Sharma, and Raghunath Sahoo*

Discipline of Physics, School of Basic Sciences, Indian Institute of Technology Indore, Simrol- 453552, Indore, INDIA

Tapan Kumar Nayak

*National Institute of Science Education and Research,
Homi Bhabha National Institute, Jatni- 752050, Odisha, India and
CERN, CH 1211, Geneva 23, Switzerland*

(Dated: May 16, 2022)

In this work, we have studied the isothermal compressibility (κ_T) as a function of temperature, baryon chemical potential and centre-of-mass energy ($\sqrt{s_{NN}}$) using hadron resonance gas (HRG) and excluded-volume hadron resonance gas (EV-HRG) models. A mass cut-off dependence of isothermal compressibility has been studied for a physical resonance gas. Further, we study the effect of heavier resonances (> 2 GeV) on the isothermal compressibility by considering the Hagedorn mass spectrum, $\rho(m) \sim \exp(bm)/(m^2 + m_0^2)^{5/4}$. Here, the parameters, b and m_0 are extracted after comparing the results of recent lattice QCD simulations at finite baryonic chemical potential. We find a significant difference between the results obtained in EV-HRG and HRG models at a higher temperatures and higher baryochemical potentials. The inclusion of the Hagedorn mass spectrum in the partition function for hadron gas has a large effect at a higher temperature. A higher mass cut-off in the Hagedorn mass spectrum takes the isothermal compressibility to a minimum value, which occurs near the Hagedorn temperature (T_H). We show explicitly that at the future low energy accelerator facilities like FAIR (CBM), Darmstadt and NICA, Dubna the created matter would be incompressible compared to the high energy facilities like RHIC and LHC.

PACS numbers:

I. INTRODUCTION

Ultra-relativistic heavy-ion colliders such as Relativistic Heavy Ion Collider (RHIC) and Large Hadron Collider (LHC) aim to produce matter at extreme conditions of temperature and/or energy density, where a phase transition is expected to take place from colorless hadronic matter to a colored phase of quarks and gluons known as Quark-Gluon Plasma (QGP). Lattice QCD (lQCD) predicts a smooth crossover transition between hadron gas (HG) phase and QGP phase at zero baryon chemical potential [1, 2]. However, various QCD inspired phenomenological models predict a first order phase transition from HG to QGP phase [3–6]. These results advocate the possible presence of a critical point (CP), where the first order phase transition ends. Currently, theoretical and experimental studies are dedicated towards understanding the nature of the QCD phase transition and location of CP. Thermodynamic observables such as specific heat and isothermal compressibility are very useful in quantifying the nature of the phase transition and to obtain the equation of state (EOS) of the matter. Specific heat measures the change in energy density with respect to the change in temperature and is also related to the temperature fluctuation in the system [7–9]. The isothermal compressibility (κ_T) defines the change in vol-

ume with the change in pressure at constant temperature. It can be expressed as second order derivative of Gibbs free energy with pressure and is expected to diverge at CP. Thus, κ_T and C_V are very helpful in unveiling the nature of the phase transition and helpful in the search for CP.

Various methods are employed to study κ_T of hadrons produced in heavy-ion collision experiments. Ideal Hadron resonance gas (HRG) model is a type of statistical-thermal model, which is used to describe the behaviour and properties of hadrons in equilibrium [10–21]. In this model, the hadrons and their resonances are assumed as ideal or non-interacting particles. HRG model is very successful in describing the particle ratios measured in various heavy-ion collision experiments [10, 12–17] as well as in nucleon-nucleus and nucleon-nucleon collisions [22, 23]. However, when HRG is used to study the phase transition from hadron gas (HG) to quark-gluon plasma (QGP) phase using Gibbs construction, an anomalous reversal of phase from QGP to HG is observed at large baryon chemical potential and/or temperature [24]. This ambiguity is removed by giving a hard-core size to each baryon which results in strong repulsive interactions between a pair of baryons or antibaryons. Such type of statistical-thermal model is known as excluded-volume hadron resonance gas (EV-HRG) model, which is also very successful in describing various properties of hadrons particularly at lower collision energies [24–35]. Hagedorn has proposed an exponentially increasing continuous mass spectrum to de-

*Corresponding author: *Raghunath.Sahoo@cern.ch*

scribe a variety of particles called as Hagedorn mass spectrum. This is given as [36],

$$\rho(m) = \frac{A}{(m^2 + m_0^2)^{5/4}} \exp(m/T_H). \quad (1)$$

Here, m_0 and A are the free parameters extracted by comparing the lattice QCD (lQCD) results with the hadron resonance gas (HRG) model including Hagedorn mass spectrum. The slope of this spectrum is defined by the limiting Hagedorn temperature, T_H . The partition function of a hadronic matter diverges above T_H and a new phase is possibly formed called as quark-gluon plasma (QGP). Thus, in the infinite mass limit, the thermodynamical observables for the Hagedorn resonance gas would show critical behaviour as it reaches to T_H ($\sim 150 \pm 15$ MeV [37]) which approximately equals to the critical temperature ($T_C \sim 159 \pm 10$) [2]. The thermodynamic and transport properties of hadrons modify significantly after incorporating the Hagedorn mass spectrum (HMS) in the HRG model. The speed of sound (c_s) becomes lower at the phase transition when one adds mass spectrum in HRG and describes the lQCD data successfully [38–42]. A similar decrease is also found in shear viscosity to entropy ratio (η/s) when comparing the results obtained with HMS and without them [38, 40, 43, 44]. These findings prompt us to carry out a study of effect of Hagedorn mass spectrum on isothermal compressibility (κ_T) of a hadron gas at very high temperature.

In this paper, we have presented the calculation of the isothermal compressibility of a hadronic matter produced in high energy collisions using hadron resonance gas and excluded-volume model. We study κ_T as a function of temperature, baryon chemical potential, mass cut-off and centre-of-mass energy. We also see the behaviour of κ_T after including the Hagedorn mass spectrum in the grand partition function for hadrons. The experimental data [45] for isothermal compressibility at the Relativistic Heavy-Ion Collider (RHIC) at Brookhaven National Laboratory (BNL) and Super Proton Synchrotron (SPS) of CERN are also shown for comparison. The results of event generators such as A Multi Phase Transport (AMPT) Model, Ultra-relativistic Quantum Molecular Dynamical (UrQMD) Simulation and EPOS are presented for completeness [45].

The paper is organised as follows: in Section II, we give the formulation of isothermal compressibility for a physical hadrons gas using HRG and EV-HRG models. Here, we have taken all the hadrons and their resonances having masses upto a cut-off value of 2 GeV. Further, we include those resonances which have well-defined masses and widths. The branching ratios for sequential decays are also accounted for in both the models. In addition, we present the calculation of κ_T in HRG with Hagedorn mass spectrum. In Section III, we discuss the results obtained using this formulation. Finally, we summarise and conclude in Section IV.

II. METHODOLOGY

In this section, we present the formulations used to calculate the isothermal compressibility (κ_T) for a hot hadronic matter. First, we discuss about hadron resonance gas (HRG) model used for calculation of κ_T . We then present the formulation of excluded-volume model based on van der Waals type of interactions. Finally, we derive isothermal compressibility after including the Hagedorn mass spectrum in the HRG model.

A. Hadron Resonance Gas (HRG) Model

In this subsection, we consider a non-interacting physical hadron resonance gas. The grand canonical partition function for an ideal system of particles contained in a volume V in Boltzmann's approximation with mass m_i and baryonic chemical potential μ_B is given as [10],

$$\ln Z_i = \frac{g_i V}{2\pi^2} \int p^2 dp \exp \{ -(\varepsilon_i - \mu_i)/T \}, \quad (2)$$

where g_i is the degeneracy factor and $\varepsilon_i = \sqrt{p^2 + m_i^2}$ is the energy of i^{th} particle. The number density of hadrons calculated by using the basic thermodynamical relationship given as follows,

$$n_i = \frac{g_i}{2\pi^2} \int p^2 dp \exp \{ -(\varepsilon_i - \mu)/T \}. \quad (3)$$

The isothermal compressibility is a measure of change of volume with the change in pressure at a constant temperature and average number of particles, which is given as [46],

$$\kappa_T|_{T, \langle N \rangle} = -\frac{1}{V} \left(\frac{\partial V}{\partial P} \right) \Big|_{T, \langle N \rangle} \quad (4)$$

In order to calculate κ_T , we proceed as follows. The change in pressure can be written as,

$$dP = \left(\frac{\partial P}{\partial T} \right) dT + \sum_i \left(\frac{\partial P}{\partial \mu_i} \right) d\mu_i, \quad (5)$$

which gives,

$$\left(\frac{\partial P}{\partial V} \right) \Big|_{T, \{ \langle N_i \rangle \}} = \sum_i \left(\frac{\partial P}{\partial \mu_i} \right) \left(\frac{\partial \mu_i}{\partial V} \right) \Big|_{T, \{ \langle N_i \rangle \}}. \quad (6)$$

The first factor is the formula for N_i and the second factor is obtained from the condition of constancy of N_i as follows,

$$dN_i = \left(\frac{\partial N_i}{\partial T} \right) dT + \left(\frac{\partial N_i}{\partial V} \right) dV + \left(\frac{\partial N_i}{\partial \mu_i} \right) d\mu_i. \quad (7)$$

If N_i is constant, then Eq. 7 reduces to

$$\left(\frac{\partial \mu_i}{\partial V}\right)\bigg|_{T, \{\langle N_i \rangle\}} = -\frac{\left(\frac{\partial N_i}{\partial V}\right)}{\left(\frac{\partial N_i}{\partial \mu_i}\right)}. \quad (8)$$

In the HRG model, $\frac{\partial N}{\partial V} = \frac{\partial P}{\partial \mu}$. Thus, Eq. 6 becomes,

$$\left(\frac{\partial P}{\partial V}\right)\bigg|_{T, \{\langle N_i \rangle\}} = -\sum_i \frac{\left(\frac{\partial P}{\partial \mu_i}\right)^2}{\left(\frac{\partial N_i}{\partial \mu_i}\right)} \quad (9)$$

Using eqs. 4 and 9, we get,

$$k_T|_{T, \{\langle N_i \rangle\}} = \frac{1}{\sum_i \left[\left(\frac{\partial P}{\partial \mu_i}\right)^2 / \left(\frac{\partial n_i}{\partial \mu_i}\right)\right]}. \quad (10)$$

Here, $n_i = N_i/V = \frac{\partial P}{\partial \mu_i}$ and calculated by using equation 3.

B. Excluded-Volume Hadron Resonance Gas (EV-HRG) Model

Now, we describe an equation of state for the HG based on the excluded-volume correction [24], where a hard-core size is assigned to all the baryons while mesons are treated as point-like particles in the grand canonical partition function. An excluded-volume correction in physical hadron resonance gas indirectly takes care of van der Waals-like repulsive interactions that arise due to a hard core size of the particles. In this approach, an annihilation of baryons and anti-baryons is not allowed. The excluded number density is calculated as [24],

$$n_i^{ex} = \frac{\lambda_i}{V} \left(\frac{\partial \ln Z_i^{ex}}{\partial \lambda_i} \right)_{T, V}. \quad (11)$$

Here, V_i^0 is the eigen-volume assigned to each baryon of i^{th} species and hence $\sum_j N_j V_j^0$ becomes the total occupied volume where N_j represents the total number of baryons of j^{th} species.

Equation 11 leads to a transcendental equation:

$$n_i^{ex} = (1 - R)I_i \lambda_i - I_i \lambda_i^2 \frac{\partial R}{\partial \lambda_i} + \lambda_i^2 (1 - R)I_i', \quad (12)$$

where I_i' is the partial derivative of I_i with respect to λ_i and $R = \sum_i n_i^{ex} V_i^0$ is the fractional occupied volume. We can write R in an operator equation form as follows [47]:

$$R = R_1 + \hat{\Omega}R, \quad (13)$$

where $R_1 = \frac{R^0}{1+R^0}$ with $R^0 = \sum n_i^0 V_i^0 + \sum I_i' V_i^0 \lambda_i^2$; n_i^0 is the density of point-like baryons of i^{th} species and the

operator $\hat{\Omega}$ has the form:

$$\hat{\Omega} = -\frac{1}{1+R^0} \sum_i n_i^0 V_i^0 \lambda_i \frac{\partial}{\partial \lambda_i}. \quad (14)$$

Using Neumann iteration method and retaining the series upto $\hat{\Omega}^2$ term, we get

$$R = R_1 + \hat{\Omega}R_1 + \hat{\Omega}^2 R_1. \quad (15)$$

Once we get R , we can calculate the excluded number density and isothermal compressibility by using equations 3 and 10, respectively.

C. Hagedorn Mass Spectrum

In this subsection, we include exponentially increasing continuous mass spectrum of the Hagedorn form given by eq. 1 in the grand canonical partition function for a hadron gas, which is given as,

$$\ln Z = \frac{1}{2\pi^2} \int \exp\left(-(\varepsilon - \mu)/T\right) p^2 dp \times \int_{m_0}^{\infty} \rho(m) dm, \quad (16)$$

where, the spectral function, $\rho(m)$ can be written as,

$$\rho(m) = \frac{A}{(m^2 + m_0^2)^{5/4}} \exp(m/T_H). \quad (17)$$

Now, eq. 16 becomes,

$$\ln Z = \frac{1}{2\pi^2} \int \exp\left(-(\varepsilon - \mu)/T\right) p^2 dp \times \int_{m_0}^{\infty} \frac{A}{(m^2 + m_0^2)^{5/4}} \exp(m/T_H) dm. \quad (18)$$

The values of A and m_0 , those arise from fitting the lQCD data are $0.63 \text{ GeV}^{-3/2}$ and 0.5 GeV , respectively [48]. Here, the Hagedorn temperature, $T_H = 0.170 \text{ GeV}$ [48]. The formula for the number density and pressure of hadrons after including the Hagedorn mass spectrum is given as follows,

$$n = \frac{1}{2\pi^2} \int \exp\left(-(\varepsilon - \mu)/T\right) p^2 dp \times \int_{m_0}^{\infty} \frac{A}{(m^2 + m_0^2)^{5/4}} \exp(m/T_H) dm, \quad (19)$$

and,

$$P = \int \exp\left(-(\varepsilon - \mu)/T\right) \frac{p^4}{3\varepsilon} dp \\ \times \int_{m_0}^{\infty} \frac{A}{(m^2 + m_0^2)^{5/4}} \exp(m/T_H) dm. \quad (20)$$

The isothermal compressibility of hadrons in the presence of Hagedorn mass spectrum is obtained by using eq. 10.

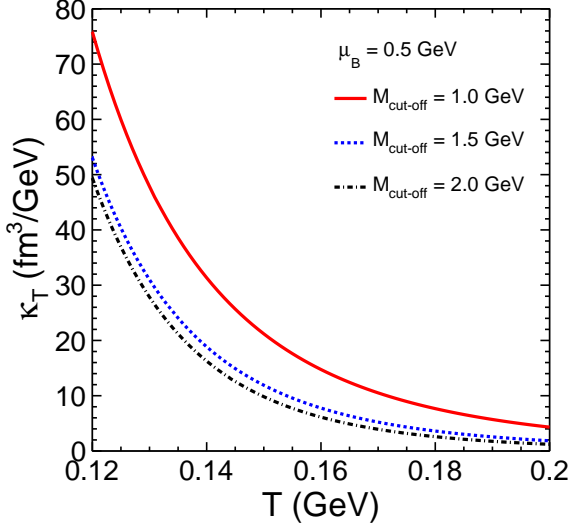


FIG. 1: (color online) The isothermal compressibility as a function of temperature for various mass cut-offs at $\mu_B = 0.5$ GeV.

III. RESULTS AND DISCUSSION

In figure 1, we have shown the κ_T as a function of temperature for various mass cut-offs at $\mu_B = 0.5$ GeV calculated in HRG model. κ_T decreases with temperature due to increase of number of particles. We also observe that isothermal compressibility has lower value when higher mass resonances added into the system. This suggests that with more number of particles, it is difficult to compress the system and hence it becomes more incompressible. This could be because of particles gaining higher kinetic energy. Further, we have explicitly calculated the change in number density in HRG model with $\mu_B = 0.5$ GeV at $T = 0.170$ GeV for various mass cut-offs. We find 23% increase in number density when mass cut-off increases from 1.0 GeV to 1.5 GeV.

Figure 2 depicts the isothermal compressibility calculated in HRG model as a function of temperature for various μ_B with mass cut-off of 2 GeV. We notice that, κ_T decreases with the temperature and has lower values for higher baryon chemical potential, which goes inline

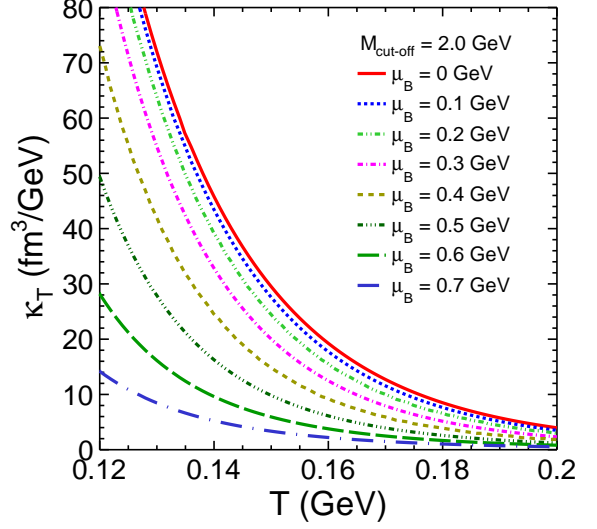


FIG. 2: (color online) κ_T as a function of temperature for various μ_B . The lines are the results obtained in HRG model for different μ_B .

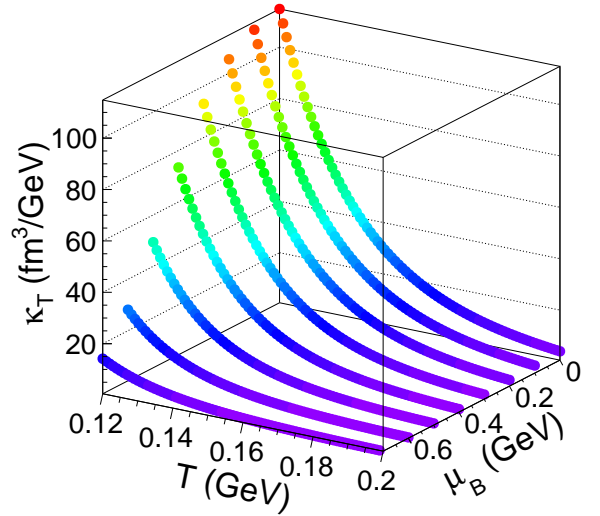


FIG. 3: (color online) Variation of κ_T as a function of T and μ_B .

with the concept that as the number of baryon states increase, the system becomes incompressible. The effect of baryon chemical potential on κ_T is more pronounced at a lower temperature.

In Fig. 3, a 3-dimensional (3D) plot of isothermal compressibility calculated in HRG model as a function of T and μ_B is shown. It is observed that κ_T decreases with T at a constant μ_B and its values decrease with the increasing μ_B . κ_T is small at lower temperature and high μ_B , which indicates that the matter created in heavy-ion

collisions at the lower collision energies like in future facilities e.g. CBM@FAIR, NICA, Dubna is incompressible, unlike that created at the RHIC and LHC energies.

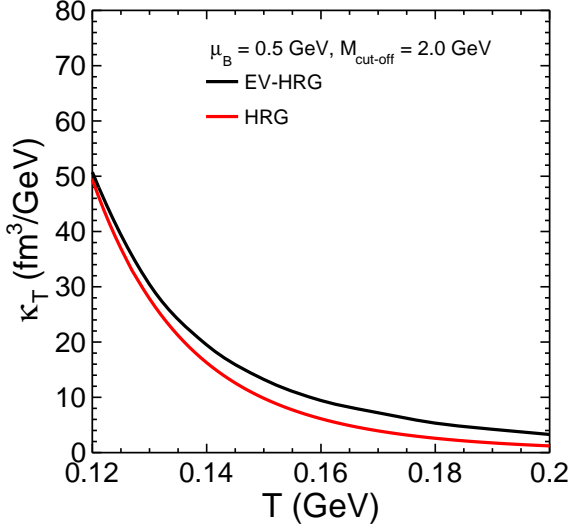


FIG. 4: (color online) κ_T as a function of temperature. Black line is the result obtained in EV-HRG and red line is from HRG calculations.

Now, we want to compare the results of HRG and EV-HRG models. For this, we compare κ_T calculated in both the models for $\mu_B = 0.5$ GeV with mass cut-off = 2 GeV as shown in Fig. 4. We notice that when κ_T is varied as a function of T , the EV-HRG results lie above those obtained in HRG model and the difference is larger at a higher T . This finding tells that excluded-volume correction in ideal hadron gas model plays an important role as we go towards higher temperatures.

Figure 5 represents the results of κ_T estimated in the HRG model for $\mu_B = 0.5$ GeV. We have also shown the results after adding the Hagedorn states (HS) in the grand partition function of HRG model for various upper mass limits. Here, we take continuous mass spectrum in the calculation above hadron mass of 2 GeV. An upper mass limit in the mass integration is taken upto 10 GeV. The decrease in compressibility is found with the addition of higher HS into the system. The effect of Hagedorn states is prominent when the mass cut-off increases from 2 GeV to 3 GeV.

Figure 6 depicts the impact of baryochemical potential on the isothermal compressibility for hadronic matter calculated in both HRG and HRG+HS models, where an upper mass limit of 2 and 10 GeV are taken in the HRG and HRG+HS models, respectively. It is evident from the figure that κ_T has lower values particularly at a higher T in case of HRG+HS in comparison to that obtained in HRG. Again, we notice that it decreases with the increasing baryonic chemical potential for both the cases. Addition of Hagedorn states reduce the values of

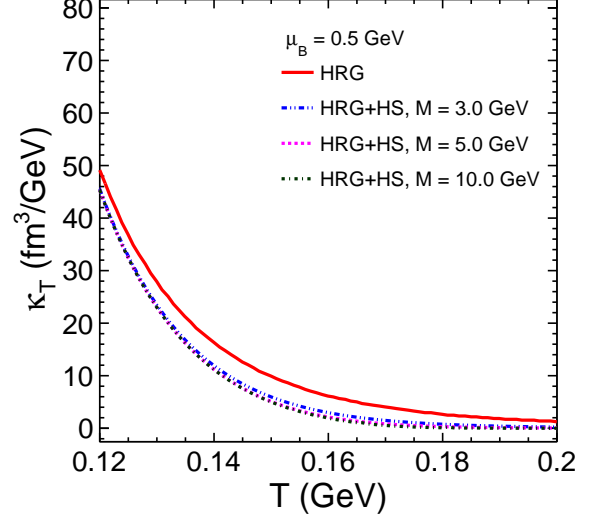


FIG. 5: (color online) κ_T as a function of temperature in HRG model and HRG with Hagedorn mass spectrum for various mass cut-offs at $\mu_B = 0$ GeV.

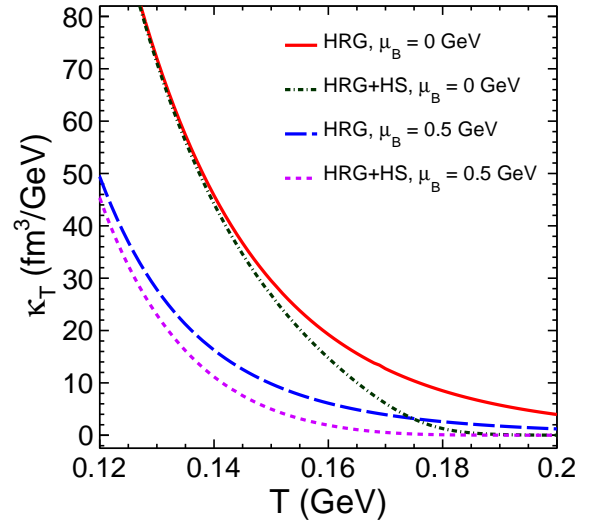


FIG. 6: (color online) κ_T as a function of temperature in HRG model and HRG with Hagedorn mass spectrum for various μ_B at mass cut-off of 10 GeV.

κ_T supports the earlier findings that inclusion of higher masses makes the system incompressible.

In order to study the collision energy dependence of isothermal compressibility, we need a parametrisation of temperature and baryon chemical potential in terms of centre-of-mass energy [49]:

$$\mu_B = \frac{a}{1 + b\sqrt{s_{NN}}}, \quad (21)$$

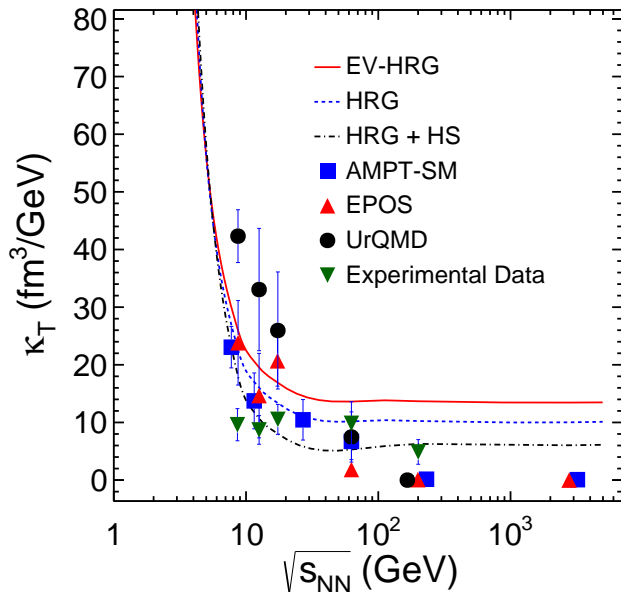


FIG. 7: (color online) The centre-of-mass energy dependence of κ_T obtained in excluded-volume, HRG and HRG with Hagedorn states. The various transport models and experimental results shown by various symbols are taken from ref. [45].

and,

$$T = c - d\mu_B^2 - e\mu_B^4, \quad (22)$$

where the parameters in EV-HRG are: $a = 1.482 \pm 0.0037$ GeV, $b = 0.3517 \pm 0.009$ GeV $^{-1}$, $c = 0.163 \pm 0.0021$ GeV, $d = 0.170 \pm 0.02$ GeV $^{-1}$ and $e = 0.015 \pm 0.01$ GeV $^{-3}$. In case of HRG, the parameters are: $a = 1.22 \pm 0.04$ GeV, $b = 0.242 \pm 0.017$ GeV $^{-1}$, $c = 0.170 \pm 0.003$ GeV, $d = 0.190 \pm 0.039$ GeV $^{-1}$ and $e = 0.0108 \pm 0.0074$ GeV $^{-3}$ [24]. Figure 7 represents κ_T as a function of centre-of-mass energy ($\sqrt{s_{NN}}$). The solid line is the result obtained in EV-HRG model while the dashed line is the result obtained in HRG model. The dash-dotted line is the calculation done in the framework of a HRG model with the Hagedorn mass spectrum. We perceive that isothermal compressibility initially decreases rapidly with $\sqrt{s_{NN}}$ and gets saturated around collision energy of 10-20 GeV. This change of behaviour of κ_T emphasises a very different nature of the system at lower collision energies in comparison to higher energies. The energy window at which such a change of behaviour of compressibility is observed could be the onset of phase transition from hadron gas to QGP. Significant differences are found between EV-HRG, HRG and HRG+HS results for $\sqrt{s_{NN}} > 10$ GeV. Further, we find that addition of Hagedorn states in the HRG model lowers down the values of isothermal compressibility and it is closer to the experimental data as compared to other model results. This necessitates the inclusion of such

Hagedorn mass spectrum while studying thermodynamical observables. We have also shown the experimental results obtained in various collision energies and the results of transport models like AMPT with string melting scenario, UrQMD and EPOS [45]. AMPT with string melting scenario (AMPT-SM) and EPOS results are closer to the experimental data. However, UrQMD results deviate from experimental data at lower collision energies. This study helps in confining the search for critical point in the QCD phase diagram to a centre-of-mass energy of 10-20 GeV per nucleon.

IV. SUMMARY AND CONCLUSIONS

In the present work, we have estimated the isothermal compressibility for hot and dense hadron gas using HRG and EV-HRG models. Here, hadrons and their resonances of masses only upto 2 GeV are considered in the system. We study the mass as well as baryon chemical potential dependence of κ_T as a function of temperature. We have also shown the effect of Hagedorn mass spectrum on κ_T after including the continuous mass spectra in the grand canonical partition function for hadron gas in HRG model. The lower limit of mass cut-off is set to 2 GeV in the mass integration of Hagedorn mass spectrum while the upper mass cut-offs vary from 3 – 10 GeV. The findings of this study are summarised below:

- Isothermal compressibility decreases with the increasing temperature which suggest that the system at higher temperature behaves as incompressible matter.
- It is also observed that isothermal compressibility becomes lower for higher mass cut-offs and larger baryochemical potential. This again emphasises that, it is difficult to compress the matter with the addition of more number of baryons and heavier resonances. The effect of baryochemical potential is more prominent at lower temperatures.
- The effect of continuous mass spectra is seen on κ_T , where heavier resonances having masses above 2 GeV are included into the system. Addition of more number of resonances lowers the values of isothermal compressibility.
- A collision energy dependence of κ_T is studied in EV-HRG, HRG and HRG+HS models. Isothermal compressibility initially decreases rapidly with collision energy and it becomes saturated beyond $\sqrt{s_{NN}} = 10$ -20 GeV. This suggests a very different nature of the system formed in lower collision energies. Significant differences in the results from EV-HRG, HRG and HRG+HS are found for $\sqrt{s_{NN}} > 10$ GeV. We emphasise the need to have more data as a function of collision energy from very low to high energies.

- Addition of Hagedorn mass spectrum in the HRG model reduces the isothermal compressibility and hence it approaches closer to experimental data at higher collision energies in comparison to the other theoretical calculations. This signifies the use of Hagedorn mass spectrum into the system while studying the isothermal compressibility.
- We observe that the produced hadronic matter is more incompressible at FAIR and NICA collision

energies as compared to RHIC and LHC energies.

Acknowledgements

The authors acknowledge the financial supports from ALICE Project No. SR/MF/PS-01/2014-IITI(G) of Department of Science & Technology, Government of India.

-
- [1] Y. Aoki, G. Endrodi, Z. Fodor, S. D. Katz and K. K. Szabo, *Nature* **443**, 675 (2006).
 - [2] A. Bazavov *et al.* [HotQCD Collaboration], *Phys. Rev. D* **90**, 094503 (2014).
 - [3] S. A. Gottlieb, J. Kuti, D. Toussaint, A. D. Kennedy, S. Meyer, B. J. Pendleton and R. L. Sugar, *Phys. Rev. Lett.* **55**, 1958 (1985).
 - [4] M. Fukugita, M. Okawa and A. Ukawa, *Phys. Rev. Lett.* **63**, 1768 (1989).
 - [5] B. J. Schaefer and J. Wambach, *Nucl. Phys. A* **757**, 479 (2005).
 - [6] T. Herpay, A. Patkos, Z. Szep and P. Szepfalusy, *Phys. Rev. D* **71**, 125017 (2005).
 - [7] L. Stodolsky, *Phys. Rev. Lett.* **75**, 1044 (1995).
 - [8] E. V. Shuryak, *Phys. Lett. B* **423**, 9 (1998).
 - [9] S. Basu, S. Chatterjee, R. Chatterjee, T. K. Nayak and B. K. Nandi, *Phys. Rev. C* **94**, 044901 (2016).
 - [10] A. Andronic, P. Braun-Munzinger and J. Stachel, *Nucl. Phys. A* **772**, 167 (2006).
 - [11] J. Cleymans and K. Redlich, *Phys. Rev. Lett.* **81**, 5284 (1998).
 - [12] J. Cleymans, H. Oeschler and K. Redlich, *Phys. Lett. B* **485**, 27 (2000).
 - [13] P. Braun-Munzinger, D. Magestro, K. Redlich and J. Stachel, *Phys. Lett. B* **518**, 41 (2001).
 - [14] P. Braun-Munzinger, J. Stachel, J. P. Wessels and N. Xu, *Phys. Lett. B* **344**, 43 (1995).
 - [15] J. Cleymans, D. Elliott, A. Keranen and E. Suhonen, *Phys. Rev. C* **57**, 3319 (1998).
 - [16] J. Cleymans, H. Oeschler and K. Redlich, *Phys. Rev. C* **59**, 1663 (1999).
 - [17] F. Becattini, M. Gazdzicki and J. Sollfrank, *Eur. Phys. J. C* **5**, 143 (1998).
 - [18] G. Torrieri and J. Rafelski, *Phys. Lett. B* **509**, 239 (2001).
 - [19] G. Torrieri, S. Steinke, W. Broniowski, W. Florkowski, J. Letessier and J. Rafelski, *Comput. Phys. Commun.* **167**, 229 (2005).
 - [20] S. Wheaton and J. Cleymans, *Comput. Phys. Commun.* **180**, 84 (2009).
 - [21] F. Becattini, J. Cleymans, A. Keranen, E. Suhonen and K. Redlich, *Phys. Rev. C* **64**, 024901 (2001).
 - [22] N. Sharma, J. Cleymans and B. Hippolyte, *arXiv:1803.05409 [hep-ph]*.
 - [23] N. Sharma, J. Cleymans and L. Kumar, *Eur. Phys. J. C* **78**, 288 (2018).
 - [24] S. K. Tiwari, P. K. Srivastava and C. P. Singh, *Phys. Rev. C* **85**, 014908 (2012).
 - [25] J. Cleymans and E. Suhonen, *Z. Phys. C* **37**, 51 (1987).
 - [26] J. Cleymans and D. W. von Oertzen, *Phys. Lett. B* **249**, 511 (1990).
 - [27] N. J. Davidson, H. G. Miller, R. M. Quick and J. Cleymans, *Phys. Lett. B* **255**, 105 (1991).
 - [28] H. Kouno and F. Takagi, *Z. Phys. C* **42**, 209 (1989).
 - [29] R. Hagedorn and J. Rafelski, *Phys. Lett. B* **97**, 136 (1980).
 - [30] D. H. Rischke, M. I. Gorenstein, H. Stöcker and W. Greiner, *Z. Phys. C* **51**, 485 (1991).
 - [31] C. P. Singh, B. K. Patra and K. K. Singh, *Phys. Lett. B* **387**, 680 (1996).
 - [32] P. K. Panda, M. E. Bracco, M. Chiapparini, E. Conte and G. Krein, *Phys. Rev. C* **65**, 065206 (2002).
 - [33] D. Anchishkin and E. Suhonen, *Nucl. Phys. A* **586**, 734 (1995).
 - [34] N. Prasad, C. P. Singh and K. K. Singh, *Phys. Rev. C* **62**, 037903 (2000).
 - [35] V. K. Tiwari, K. K. Singh, N. Prasad and G. P. Singh, *Nucl. Phys. A* **637**, 159 (1998).
 - [36] R. Hagedorn, *Nuovo Cim. Suppl.* **3**, 147 (1965).
 - [37] J. Rafelski, "Melting Hadrons, Boiling Quarks - From Hagedorn Temperature to Ultra-Relativistic Heavy-Ion Collisions at CERN : With a Tribute to Rolf Hagedorn," Springer, Switzerland (2016).
 - [38] J. Noronha-Hostler, J. Noronha and C. Greiner, *Phys. Rev. Lett.* **103**, 172302 (2009).
 - [39] A. Majumder and B. Muller, *Phys. Rev. Lett.* **105**, 252002 (2010).
 - [40] J. Noronha-Hostler, J. Noronha and C. Greiner, *Phys. Rev. C* **86**, 024913 (2012).
 - [41] A. Jakovac, *Phys. Rev. D* **88**, 065012 (2013).
 - [42] A. Khuntia, P. Sahoo, P. Garg, R. Sahoo and J. Cleymans, *Eur. Phys. J. A* **52**, 292 (2016).
 - [43] K. Itakura, O. Morimatsu and H. Otomo, *J. Phys. G* **35**, 104149 (2008).
 - [44] M. I. Gorenstein, M. Hauer and O. N. Moroz, *Phys. Rev. C* **77**, 024911 (2008).
 - [45] S. Mukherjee, S. Basu, A. Chatterjee, S. Chatterjee, S. P. Adhya, S. Thakur and T. K. Nayak, *Phys. Lett. B* **784**, 1 (2018).
 - [46] S. Mrowczynski, *Phys. Lett. B* **430**, 9 (1998).
 - [47] S. K. Tiwari and C. P. Singh, *Adv. High Energy Phys.* **2013**, 805413 (2013).
 - [48] P. M. Lo, M. Marczenko, K. Redlich and C. Sasaki, *Phys. Rev. C* **92**, no. 5, 055206 (2015).
 - [49] J. Cleymans, H. Oeschler, K. Redlich and S. Wheaton, *Phys. Rev. C* **73**, 034905 (2006).