

Angular decorrelations in $\gamma + 2jets$ events at high energies in the Parton Reggeization Approach

Anton Karpishkov ^{*} Vladimir Saleev [†]

Department of Physics, Samara National Research University, Moskovskoe Shosse, 34, Samara, 443086, Russia

Alexandra Shipilova [‡]

Department of Physics, Samara National Research University, Moskovskoe Shosse, 34, Samara, 443086, Russia

and

Joint Institute for Nuclear Research, Dubna 141980, Russia

Received Day Month Year

Revised Day Month Year

We study associated production of prompt photon and two jets at high energies in the framework of the parton Reggeization approach, which is based on multi-Regge factorization of hard processes and Lipatov's effective theory of Reggeized gluons and quarks. In this approach, initial-state off-shell effects and transverse momenta of initial partons are included in a gauge-invariant way. We compute azimuthal angle difference spectra in $\gamma + 2jets$ events and compare results with data from D0 Collaboration at the Tevatron. It was found that agreement between predictions and data can be achieved only under assumption on strong violation in transverse momentum ordering during initial-state QCD evolution which corresponds multi-Regge kinematical regime instead of DGLAP picture.

Keywords: photon production, jet production, QCD evolution, multi-Regge kinematics, parton Reggeization approach, Lipatov's effective theory

Introduction

Theoretical and experimental study of associated production of prompt photon and jets with large transverse momenta in high-energy hadronic collisions is a very important task for various reasons. First, this is a challenging test of our understanding of higher-order corrections in quantum chromodynamics (QCD). In general, it is a nontrivial task to provide reliable predictions for multiscale and correlational observables, based on the conventional Collinear Parton Model (CPM) of QCD. Second,

^{*}karpishkoff@gmail.com

[†]saleev@samsu.ru

[‡]alexshipilova@samsu.ru

correlational observables in photon plus jets production are primary tools in experimental searches of Double Parton Scattering(DPS) mechanism manifestations in hadron-hadron collisions at high energies.¹

In the present paper we discuss associated production of prompt photon and two jets in $p\bar{p}$ collisions at the $\sqrt{S} = 1.96$ TeV which has been observed by the D0 Collaboration.² A comparison of theoretical predictions obtained in the next-to-leading order (NLO) approximation of CPM with the measured cross sections and the azimuthal angle difference distributions pointed towards DPS as the reliable source of events in the region of small $\Delta\phi$.²

However, there are many evidences that k_T -factorization approach of high-energy QCD is more adequate for description of multi-jet production processes, specially for decorrelation observables such as azimuthal angle difference spectra or rapidity difference spectra.^{3,4} In the k_T -factorization approach the main part of high-order corrections from hard real partons emission is included using the unintegrated Parton Distribution Functions (unPDFs). The presence of non-vanishing transverse momenta of initial-state partons before hard interaction provides a flat behavior of photon-jets azimuthal angle difference spectra in the region far from back-to-back configuration, together with DPS contribution.

In Ref.,² the study of azimuthal correlations in $\gamma + 2jets$ events is introduced to be an extremely sensitive tool for DPS signals search. They measured azimuthal angle difference $\Delta\phi_A$ between sum of photon and leading jet transverse momenta $\mathbf{p}_T^A = \mathbf{p}_T^\gamma + \mathbf{p}_T^{jet1}$ and transverse momentum of second (sub-leading) jet \mathbf{p}_T^{jet2} . Such a way, in the LO CPM we should expect a strong peak near $\Delta\phi = \pi$, and broadening of this peak should be explained by emission of additional hard jet in the NLO approximation of the CPM. Such calculations, performed using SHERPA⁵ program (see Figs. 9-11, in Ref.²), fail to describe data from D0 Collaboration at $\Delta\phi < \pi/4$ without inclusion of sufficient contribution from DPS mechanism.

Here, we examine the Single Parton Scattering (SPS) mechanism to describe data on $\gamma + 2jets$ associated production, when higher-order QCD corrections are partially taken into account using the parton Reggeization approach (PRA).^{3,6}

1. Parton Reggeization Approach

The master formulas of Leading-Order (LO) approximation of PRA are presented below. The more detailed description can be found in,⁶ while the development of PRA in the NLO approximation is further discussed in.⁷ The main ingredients of PRA are the factorization formula for hard processes in the Multi-Regge Kinematics (MRK), the Kimber-Martin-Ryskin (KMR) unPDFs⁸ and the gauge-invariant amplitudes of hard processes with off-shell initial-state partons, derived using the Lipatov's Effective Field Theory (EFT) of Reggeized gluons⁹ and Reggeized quarks.¹¹

The factorization formula of PRA in LO approximation can be obtained from the relevant factorization formula of the CPM⁶ for the auxiliary hard subprocess with two additional final-state partons using the modified Multi-Regge Kinemat-

ics (mMRK) approximation. Last one correctly reproduces the multi-Regge and collinear limits of corresponding QCD amplitude. In this mMRK-approximation one has:

$$d\sigma = \int \frac{dx_1}{x_1} \int \frac{d^2\mathbf{q}_{T1}}{\pi} \Phi_1(x_1, t_1, \mu^2) \int \frac{dx_2}{x_2} \int \frac{d^2\mathbf{q}_{T2}}{\pi} \Phi_2(x_2, t_2, \mu^2) \cdot d\hat{\sigma}^{\text{PRA}}, \quad (1)$$

where $t_{1,2} = \mathbf{q}_{T1,2}^2$, the partonic cross-section $\hat{\sigma}^{\text{PRA}}$ in PRA is determined by squared PRA amplitude, $|\overline{\mathcal{A}_{PRA}}|^2$. Despite the fact that four-momenta $(q_{1,2})$ of partons in the initial state of \mathcal{A}_{PRA} are off-shell ($q_{1,2}^2 = -t_{1,2} < 0$), the PRA hard-scattering amplitude is gauge-invariant because the initial-state off-shell partons are treated as Reggeized gluons (R) or Reggeized quarks (Q) in a sense of gauge-invariant EFT for QCD processes in MRK, introduced by L.N. Lipatov in.⁹ The Feynman rules of this EFT are written down in Ref.^{10,11}

The unPDF in PRA formally coincides with Kimber-Martin-Ryskin (KMR) unPDF⁸ and can be presented as follows:

$$\Phi_i(x, t, \mu^2) = \frac{T_i(t, \mu^2)}{t} \frac{\alpha_s(t)}{2\pi} \sum_{j=q,\bar{q},g} \int_x^{1-\Delta_{KMR}} dz P_{ij}(z) \cdot \frac{x}{z} f_j\left(\frac{x}{z}, t\right), \quad (2)$$

where $\Delta_{KMR}(t, \mu^2) = \sqrt{t}/(\sqrt{\mu^2} + \sqrt{t})$ is the KMR cutoff function,⁸ which regularizes infrared (IR) divergence at $z_{1,2} \rightarrow 1$ and introduces rapidity-ordering between initial-state and final-state partons. The collinear singularity in KMR unPDF is regularized by the Sudakov formfactor:

$$T_i(t, \mu^2) = \exp \left[- \int_t^{\mu^2} \frac{dt'}{t'} \frac{\alpha_s(t')}{2\pi} \sum_{j=q,\bar{q},g} \int_0^{1-\Delta_{KMR}} dz z \cdot P_{ji}(z) \right], \quad (3)$$

which resums doubly-logarithmic corrections $\sim \log^2(t/\mu^2)$ in the leading-logarithmic approximation.

In contrast to most of studies in the k_T -factorization, the gauge-invariant matrix elements with off-shell initial-state partons (Reggeized quarks and Reggeized gluons) of Lipatov's EFT^{9,11} allow one to study arbitrary processes involving non-Abelian structure of QCD without violation of Slavnov-Taylor identities due to the nonzero virtuality of initial-state partons. This approach, together with KMR unPDFs gives stable and consistent results in a wide range of phenomenological applications, which include the description of the different spectra of single jet and prompt-photon inclusive production,^{12,13} two jets³ or two photons¹⁴ in pp and $p\bar{p}$ collisions, and photon plus jet in γp collisions at HERA Collider.⁴

2. Associated production of photon and two jets in PRA

To describe experimental data of prompt photon spectra we should take into account two production mechanisms. The first one is a direct production, when photons are produced in hard quark-gluon collisions. The second one is a fragmentation

production, when quarks or gluons produced in hard collisions emit collinear photons. Fragmentation production of prompt photons can be strongly suppressed by experimental cuts, producing only a few percents from total number of events at small photon transverse momentum. This fact allows us to neglect here the small fragmentation contribution.

The LO PRA processes which contribute in direct $\gamma + 2jets$ events are the following:

$$Q + R \rightarrow q + g + \gamma, \quad (4)$$

$$R + R \rightarrow q + \bar{q} + \gamma, \quad (5)$$

$$Q + \bar{Q} \rightarrow q(q') + \bar{q}(\bar{q}') + \gamma, \quad (6)$$

$$Q + \bar{Q} \rightarrow g + g + \gamma, \quad (7)$$

$$Q + Q \rightarrow q + q + \gamma, \quad (8)$$

$$Q + Q' \rightarrow q + q' + \gamma. \quad (9)$$

We omit the processes, which contributions are smaller than 1 % in total cross section. The main contribution comes from the process (4), which is described by the set of Feynman diagrams of Lipatov's EFT presented in the Fig. 1.

The amplitudes of all above-mentioned LO PRA processes can be obtained in analytical form using model-file **ReggeQCD**,¹⁵ which implements the Feynman rules of Lipatov's EFT in **FeynArts**¹⁶ at tree level. To generate the gluon, $\Phi_g(x, t, \mu^2)$, and quark, $\Phi_q(x, t, \mu^2)$, unPDFs, according to the Eq. (2) we use the LO PDFs from the Martin-Roberts-Stirling-Thorne (MRST) set.¹⁷

We set the renormalization and factorization scales equal to the transverse momentum of leading jet, p_{1T} : $\mu_R = \mu_F = \xi p_{1T}$, where $\xi = 1$ for the central lines of our predictions, and we vary $1/2 < \xi < 2$ to estimate the scale uncertainty of our prediction, which is shown in the figures by the gray band.

After our numerical calculations, based on analytical amplitudes obtained from the Lipatov's EFT, have been completed, we have got an opportunity to perform a cross-check of our results with MC generator *Katie*.¹⁸

The last one uses gauge-invariant scattering amplitudes with off-shell initial-state partons, obtained using the spinor-helicity techniques and BCFW-like recursion relations for such amplitudes.^{19,20} This formalism for numerical generation of off-shell amplitudes is equivalent to the Lipatov's EFT at the tree level.

3. DGLAP and MRK regimes

Now, we come back to the factorization formula (1) where upper limits of integrals over $t_{1,2}$ should be defined. In MRK of hard processes,²¹ when initial-state radiation is not ordered in transverse momenta of emitted partons, transverse momentum of initial-state parton in hard collision can be arbitrary large up to some maximum value following from general kinematical conditions, t_∞ .

When we study production of jets or associated production of photon and jets, as

in the case of present task, the upper limit for the squares of the Reggeized parton's transverse momenta t_1 and t_2 should be truncated by the condition $t_1, t_2 < p_{2T}^2$, where p_{2T}^2 is the smaller transverse momentum of a jet from the pair of two leading jets. The above-mentioned condition arises from the constraints of the jet-production experiment: one can measure an azimuthal angle difference $\Delta\phi$ between the two most energetic jets but it is impossible to separate final-state partons produced in the hard parton scattering phase from the ones generated during the QCD evolution of unPDFs.⁶ The MRK evolution suggests a strong ordering in rapidity but the transverse momenta of partons in the QCD ladder keep similar values. This means that the transverse momenta of partons generated in the initial-state evolution described via the unPDF must be smaller than the transverse momenta of both measured leading jets, $\sqrt{t_{1,2}} < p_{2T} < p_{1T}$. However, as in the relevant experiment the leading and subleading jets are produced in some central region of rapidity $|y^{1,2}| < Y$, there is a probability to find partons with larger transverse momenta ($p_T > p_{2T}$), originated from evolution of unPDFs outside this region of rapidity and they can not be considered as leading jets, which should be in central region of rapidity. Formally, we can rewrite integrals over $t_{1,2}$ as sum of "DGLAP" (first term) and additional "MRK" (second term) contributions:

$$\int_0^{t_\infty} dt \Phi(x, t, \mu^2) \Rightarrow \int_0^{p_{2T}^2} dt \Phi(x, t, \mu^2) + \int_{p_{2T}^2}^{t_\infty} dt w(x, t, \mu^2) \Phi(x, t, \mu^2), \quad (10)$$

where $w(x, t, \mu^2)$ can be considered as damping function which is independent on details of hard process but it can depend on QCD-evolution of unPDF. In the first approximation, we can interpret the average value $\bar{w} = \bar{w}(Y, p_{2T})$ as a probability to find more energetic partons with rapidities $|y| > Y$ than ones defined as leading jets in the rapidity region $|y^{1,2}| < Y$. After this we rewrite formulae (10) as follows

$$\int_0^{t_\infty} dt \Phi(x, t, \mu^2) \Rightarrow \int_0^{p_{2T}^2} dt \Phi(x, t, \mu^2) + \bar{w}(Y, p_{2T}) \times \int_{p_{2T}^2}^{t_\infty} dt \Phi(x, t, \mu^2). \quad (11)$$

Further, we will consider $\bar{w}(Y, p_{2T})$ as a free parameter of our model with two boundary conditions, which correspond either DGLAP regime ($\bar{w} = 0$) or asymptotic MRK regime ($\bar{w} = 1$). Such a way, the factorization formula (1) reads as

$$d\sigma = d\sigma^{DGLAP} + \bar{w} d\sigma^{MRK1} + \bar{w} d\sigma^{MRK2} + \bar{w}^2 d\sigma^{MRK12}, \quad (12)$$

where

$$\begin{aligned} d\sigma^{DGLAP} = & \int_0^1 \frac{dx_1}{x_1} \int \frac{d\phi_1}{2\pi} \int_0^{p_{2T}^2} dt_1 \Phi_1(x_1, t_1, \mu^2) \times \\ & \times \int_0^1 \frac{dx_2}{x_2} \int \frac{d\phi}{2\pi} \int_0^{p_{2T}^2} dt_2 \Phi_2(x_2, t_2, \mu^2) \cdot d\hat{\sigma}^{PRA}, \end{aligned} \quad (13)$$

$$\begin{aligned}
d\sigma^{MRK1} &= \int_0^1 \frac{dx_1}{x_1} \int \frac{d\phi_1}{2\pi} \int_{p_{2T}^2}^{t_\infty} dt_1 \Phi_1(x_1, t_1, \mu^2) \times \\
&\times \int_0^1 \frac{dx_2}{x_2} \int \frac{d\phi}{2\pi} \int_0^{p_{2T}^2} dt_2 \Phi_2(x_2, t_2, \mu^2) \cdot d\hat{\sigma}^{\text{PRA}}, \tag{14}
\end{aligned}$$

$$\begin{aligned}
d\sigma^{MRK2} &= \int_0^1 \frac{dx_1}{x_1} \int \frac{d\phi_1}{2\pi} \int_0^{p_{2T}^2} dt_1 \Phi_1(x_1, t_1, \mu^2) \times \\
&\times \int_0^1 \frac{dx_2}{x_2} \int \frac{d\phi}{2\pi} \int_{p_{2T}^2}^{t_\infty} dt_2 \Phi_2(x_2, t_2, \mu^2) \cdot d\hat{\sigma}^{\text{PRA}}, \tag{15}
\end{aligned}$$

$$\begin{aligned}
d\sigma^{MRK12} &= \int_0^1 \frac{dx_1}{x_1} \int \frac{d\phi_1}{2\pi} \int_{p_{2T}^2}^{t_\infty} dt_1 \Phi_1(x_1, t_1, \mu^2) \times \\
&\times \int_0^1 \frac{dx_2}{x_2} \int \frac{d\phi}{2\pi} \int_{p_{2T}^2}^{t_\infty} dt_2 \Phi_2(x_2, t_2, \mu^2) \cdot d\hat{\sigma}^{\text{PRA}}. \tag{16}
\end{aligned}$$

4. Numerical results and discussion

To study a relative role of MRK effects in azimuthal angle decorrelation effects, we compute normalized $\Delta\phi$ spectra for $\gamma + 2jets$ events, which were measured by D0 Collaboration² at the $\sqrt{S} = 1.96$ TeV. Leading and subleading jets are measured in the rapidity region $|y^{1,2}| < Y = 3.5$ while the photon rapidity belongs to the interval $|y^\gamma| < 2.5$, excluding subinterval $1.0 < |y^\gamma| < 1.5$. Transverse momentum of photon is restricted by the condition $50 < p_T^\gamma < 90$ GeV, and the leading jet has a transverse momentum $p_{1T} > 30$ GeV. The data were collected in three sets with different conditions for subleading jet: set 1 – $15 < p_{2T} < 20$ GeV, set 2 – $20 < p_{2T} < 25$ GeV, set 3 – $25 < p_{2T} < 30$ GeV.

The results of calculation in DGLAP approximation (13) for azimuthal angle difference spectra are shown in Fig. 2 - 4 as dashed green lines. The same as NLO calculations in CPM,⁵ they strongly underestimate data at the small $\Delta\phi$ and the inclusion of DPS contributions is needed. Following Ref.,² we define β as a fraction of DPS events:

$$\frac{1}{\sigma} \frac{d\sigma}{d\Delta\phi} = (1 - \beta) \frac{1}{\sigma^{SPS}} \frac{d\sigma^{SPS}}{d\Delta\phi} + \beta \frac{1}{\sigma^{DPS}} \frac{d\sigma^{DPS}}{d\Delta\phi} \tag{17}$$

Our estimations for parameters β^{PRA} in calculations using DGLAP approximation at the different values of p_{2T} are presented in the Table 1 as well as the values of β^{SHERPA} obtained in NLO CPM calculations. Both parameters are extracted by a fit of experimental data in assumption that DPS contribution is constant throughout the $\Delta\phi$ -spectra. We find a good agreement between NLO collinear and LO k_T -factorized schemes of calculations based on DGLAP picture of initial-state QCD evolution, proving the earlier obtained results for many other processes.

At very large energy in the MRK limit, when QCD evolution of t -channel partons should be described by BFKL equations²³ instead of DGLAP equations,²² the transverse momenta of Reggeized partons connecting gauge-invariant clusters can be arbitrary large and independent on transverse momenta of final particles in clusters.

At the present energy such MRK picture can be realized in some part and we suggest to control a signal of MRK regime adding to LO PRA cross section the $d\sigma^{MRK1,2}$ and $d\sigma^{MRK12}$ terms. The phenomenological parameter \bar{w} can be extracted from the data, see Table 2. In the Figs. 2-4, the normalized azimuthal angle difference spectra at the different cuts on transverse momentum of subleading jet p_{2T} are shown. We found the MRK contribution to the total cross section to be small,

$$R(p_{2T}) = \frac{\sigma^{MRK}}{\sigma^{DGLAP} + \sigma^{MRK}} = 0.046 \div 0.163. \quad (18)$$

We see that probability \bar{w} degenerates with growth of p_{2T} following our guess, as well as MRK contribution to the total cross section, see Table 2. As it can be expected, initial-state partons with large transverse momenta contribute to the region of small $\Delta\phi$ enhancing decorrelation effect.

Finally, we would like to note that a theoretical calculation of modified unPDFs, which should be dependent on transverse momenta of leading hard jets and the rapidity region Y where they are measured, can be implemented principally, providing an additional test for the already known models of unPDFs, such as used here KMR⁸ as well as the ones collected in TMD-library,²⁴ and also recently suggested unPDFs based on Parton Branching method.²⁵

Acknowledgements

We are grateful to Maxim Nefedov for help in the stage of analytical calculations with model-file ReggeQCD. Authors thank the Ministry of Education and Science of the Russian Federation for financial support in the framework of the Samara University Competitiveness Improvement Program among the world's leading research and educational centers for 2013-2020, the task number 3.5093.2017/8.9. Authors (A.K. and V.S.) thank the Foundation for the Advancement of Theoretical Physics and Mathematics BASIS, grant No. 18-1-1-30-1.

References

1. M. Diehl and J. R. Gaunt, arXiv:1710.04408 [hep-ph].
2. V. M. Abazov et al. [D0 Collaboration], *Phys. Rev.* **D93**, 052008 (2016) .
3. M.A. Nefedov, V.A. Saleev, A.V. Shipilova, *Phys. Rev.* **D87**, 094030 (2013).
4. B. A. Kniehl, M. A. Nefedov, and V. A. Saleev, *Phys. Rev.* **D89**, 114016 (2014).
5. T. Gleisberg et al., *JHEP* **0902**, 007 (2009).
6. A.V. Karpishkov, M.A. Nefedov, V.A. Saleev, *Phys. Rev.* **D96**, 096019 (2017).
7. M.A. Nefedov, V.A. Saleev, *Mod.Phys.Lett.* **A32**, 1750207 (2017).
8. M.A. Kimber, A.D. Martin, M.G. Ryskin, *Phys. Rev.* **D63**, 114027 (2001).
9. L.N. Lipatov, *Nucl. Phys.* **B452**, 369 (1995).
10. E.N. Antonov, L.N. Lipatov, E.A. Kuraev, I.O. Cherednikov, *Nucl. Phys.* **B721**, 111 (2005).
11. L.N. Lipatov, M.I. Vyazovsky, *Nucl. Phys.* **B597**, 399 (2001).
12. V.A. Saleev, *Phys.Rev.* **D78**, 034033 (2008).
13. B.A. Kniehl, V.A. Saleev, A.V. Shipilova, E.V. Yatsenko, *Phys. Rev.* **D84**, 074017 (2011).
14. M.A. Nefedov, V.A. Saleev, *Phys. Rev.* **D92**, 094033 (2015).
15. M.A. Nefedov and V.A. Saleev, *Phys. Rev.* **D92**, 094033 (2015).
16. T. Hahn, *Comput. Phys. Commun.* **140**, 418 (2001).
17. A. D. Martin, W. J. Stirling, and R. S. Thorne, *Phys. Lett. B* **636**, 259 (2006).
18. A. van Hameren, *Comput.Phys.Commun.* **224**, 371 (2018).
19. A. van Hameren, P. Kotko, K. Kutak. Helicity amplitudes for high-energy scattering, *JHEP* **01**, 078 (2013).
20. A. van Hameren, K. Kutak, T. Salwa, *Phys. Lett.* **B727**, 226 (2013).
21. V. S. Fadin and L. N. Lipatov, *Nucl. Phys.* **B406**, 259 (1993).
22. V. N. Gribov and L. N. Lipatov, *Sov. J. Nucl. Phys.* **15**, 438 (1972); Yu. L. Dokshitzer, *Sov. Phys. JETP* **46**, 641 (1977); G. Altarelli and G. Parisi, *Nucl. Phys.* **B126**, 298 (1977).
23. L. N. Lipatov, *Sov. J. Nucl. Phys.* **23**, 338 (1976); E. A. Kuraev, L. N. Lipatov, and V. S. Fadin, *Sov. Phys. JETP* **44**, 443 (1976); *Sov. Phys. JETP* **45**, 199 (1977); I. I. Balitsky and L. N. Lipatov, *Sov. J. Nucl. Phys.* **28**, 822 (1978); *Sov. Phys. JETP* **63**, 904 (1986).
24. F. Hautmann et al., *Eur. Phys. J.* **C74**, 3220 (2014).
25. A. Bermudez Martinez, P. Connor, F. Hautmann, H. Jung, A. Lelek, V. Radescu and R. Zlebick, arXiv:1804.11152 [hep-ph].

Table 1. The fraction of DPS events β . PRA results include only DGLAP contribution (13).

p_{2T} , GeV	β^{PRA} , %	β^{SHERPA} , %
15 – 20	$10.4^{+1.1}_{-1.0}$	11.6 ± 1.4
20 – 25	$5.1^{+0.6}_{-0.7}$	5.0 ± 1.2
25 – 30	$2.7^{+0.3}_{-0.4}$	2.2 ± 0.8

Table 2. The MRK parameter \bar{w} and cross-section ratio R (18) calculated in the LO PRA.

p_{2T} , GeV	\bar{w} , %	R , %
15 – 20	24^{+17}_{-11}	16^{+8}_{-4}
20 – 25	17^{+11}_{-8}	9^{+9}_{-6}
25 – 30	11^{+7}_{-5}	5^{+4}_{-3}

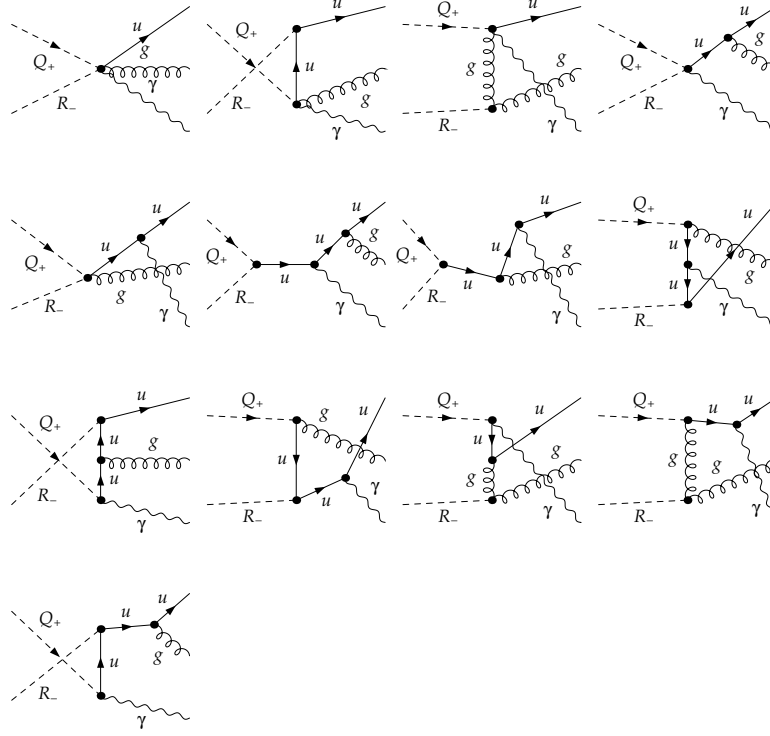


Fig. 1. Feynman diagrams for process $RQ \rightarrow gq\gamma$ in Lipatov's EFT.

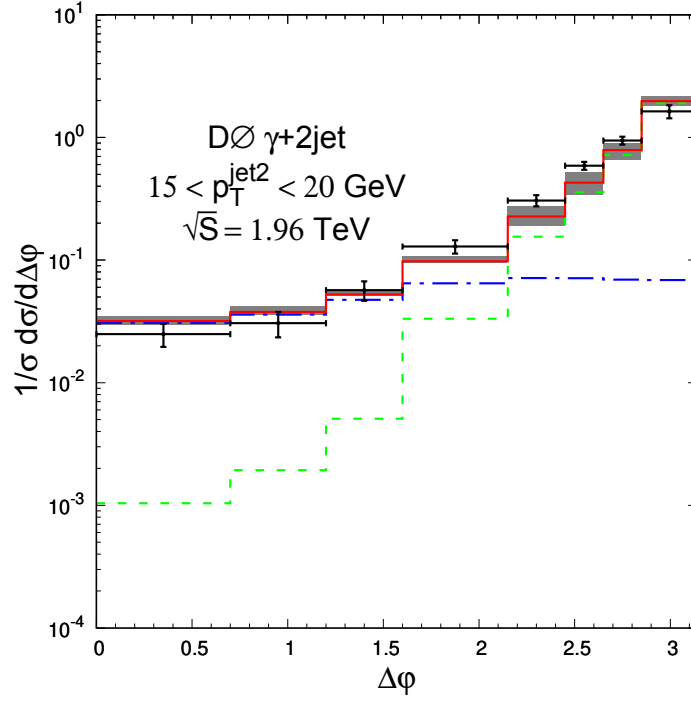


Fig. 2. Azimuthal angle difference ($\Delta\phi$) spectrum at the $15 < p_T^{jet2} < 20 \text{ GeV}$. The dashed green line is DGLAP contribution, the dash-dotted blue line is MRK contribution with optimized \bar{w} from the Table 2 and the solid red line is their sum. The data are from D0 Collaboration.²

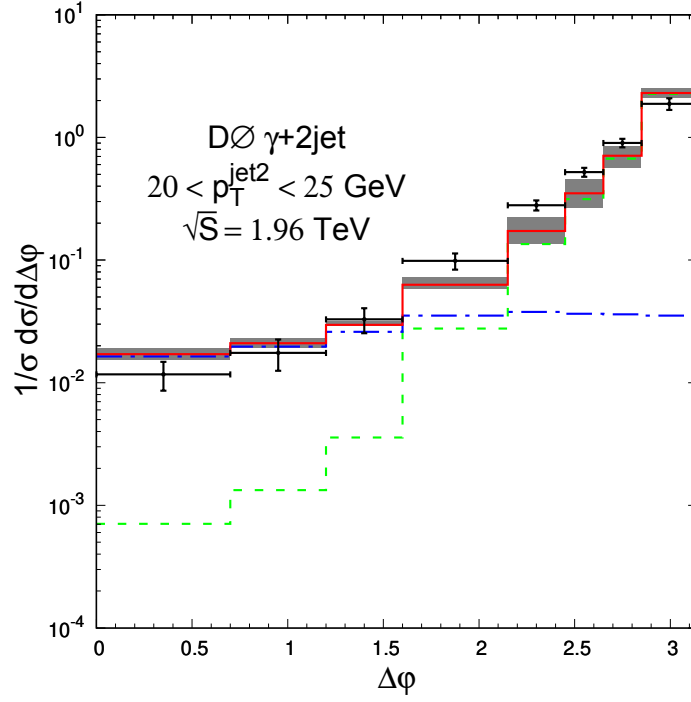


Fig. 3. Azimuthal angle difference ($\Delta\phi$) spectrum at the $20 < p_T^{jet2} < 25 \text{ GeV}$. The curves are defined as in the Fig. 2. The data are from D0 Collaboration.²

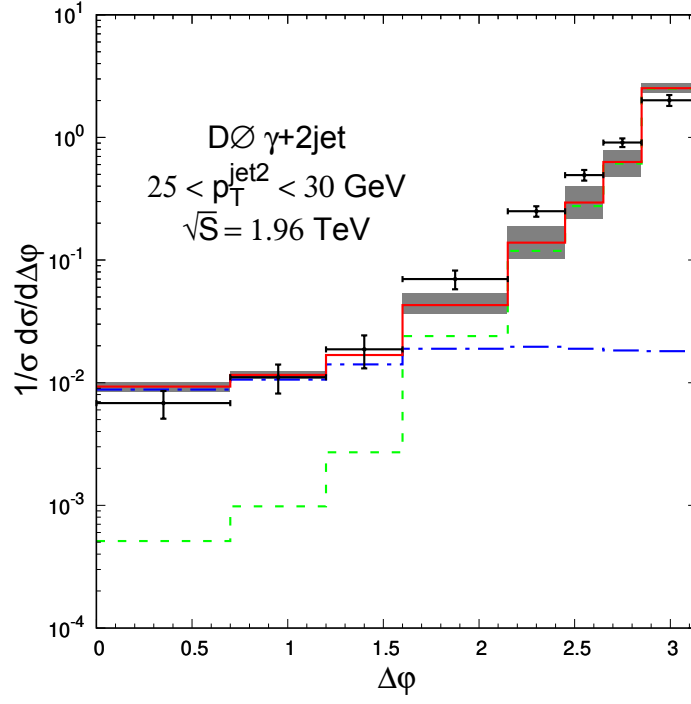


Fig. 4. Azimuthal angle difference ($\Delta\phi$) spectrum at the $25 < p_T^{jet2} < 30 \text{ GeV}$. The curves are defined as in the Fig. 2. The data are from D0 Collaboration.²