

Fingerprints of tilted Dirac cones on the RKKY exchange interaction in 8-Pmmn Borophene

Ganesh C. Paul,^{1,2,*} SK Firoz Islam,^{1,†} and Arijit Saha^{1,2,‡}

¹*Institute of Physics, Sachivalaya Marg, Bhubaneswar-751005, India*

²*Homi Bhabha National Institute, Training School Complex, Anushakti Nagar, Mumbai 400085, India*

We theoretically investigate the indirect signatures of the tilted anisotropic Dirac cones on Ruderman-Kittel-Kasuya-Yosida (RKKY) exchange interaction in a two dimensional polymorph of boron atoms. Unlike the case of isotropic non-tilted Dirac material-graphene, here we observe that the tilting of the Dirac cones exhibits a significant impact on the RKKY exchange interaction in terms of the suppression of oscillation frequency. The reason can be attributed to the behavior of the Fermi level and the corresponding density of states with respect to the tilting parameter. The direct measurement of the period of the RKKY interaction can thus be a possible probe of the tilt parameter associated with the tilted Dirac cones. We also obtain the direction dependent analytical expressions of the RKKY exchange interaction, in terms of Meijer G-function. However, the effects due to tilting of the Dirac cones on the RKKY interaction depend on the spatial alignments of the two magnetic impurities with respect to the direction of tilting.

I. INTRODUCTION

With the advent of graphene^{1,2}, monolayer materials with similar band structure have been under active consideration from the theoretical and experimental research point of view owing to their future application in nano-electronics. Along this direction, a thin layer of boron atoms called borophene is the latest addition to the family of Dirac materials. Having one less electron than carbon, boron's honeycomb structure is unstable. However, it can be stabilized by adding extra boron atoms in the honeycomb lattice. First principle calculations have predicted that depending on the arrangements of the extra boron atoms, various stable monolayer-boron structures, such as α sheet, β sheet, are possible³⁻⁵. In recent times, Mannix *et al.* reported a stable striped phase and a metastable homogeneous phase in two-dimensional (2D) boron silver substrate⁶ while Feng *et al.* has experimentally confirmed the presence of Dirac fermions in this phase, named β_{12} sheet⁷. The 8-Pmmn borophene is one of the most recent 2D polymorph of boron atoms, which is predicted to host tilted Dirac cones⁸.

The RKKY exchange interaction⁹⁻¹¹ is an indirect exchange coupling between two magnetic impurities being mediated by the conduction electrons of the host material. Since the RKKY exchange interaction is directly related to the susceptibility of the host material, it can be used as a probe to an electronic system. In recent times, the physics of RKKY exchange interaction has been widely investigated in a variety of Dirac materials such as graphene¹²⁻¹⁸, silicene¹⁹, phosphorene^{20,21}, topological insulator²²⁻²⁵, Dirac semimetal^{26,27} etc.

Formally, the magnitude of the RKKY exchange interaction is anticipated to be severely influenced by the position of the Fermi level and the corresponding density of states (DOS) in any host material. In this context, the tilting of the Dirac cone can modify DOS as well as Fermi level^{19,28} near the Dirac point in anisotropic Dirac materials. Hence, the features of the RKKY interaction

can carry the signatures of the tilting nature of the Dirac cones. This issue has not been addressed so far to the best of our knowledge.

In this work, we explore the consequences of the tilted and anisotropic Dirac cones on the RKKY exchange interaction, considering 8-Pmmn borophene as a host material. We obtain semi-analytical results of the RKKY exchange interaction for two different spatial separation of the magnetic impurities: two impurities are located perpendicular to the tilt axis and parallel to the tilt axis. For the former case, interference between the Dirac fermions from different valleys do not contribute to the oscillation frequency and the period of oscillation increases as one enhances the value of the tilt parameter. This change of oscillation frequency may be a possible way to probe the degree of tilting of the Dirac cone present in anisotropic Dirac materials such as 8-Pmmn borophene. On the other hand, for the separation of the two impurities being along the tilt axis (along the y axis), interference among the Dirac cones plays a dominant role in determining the period of oscillation and tilting parameter exhibits negligible effect on the corresponding period. We also demonstrate the role of tilted and anisotropic Dirac cone on Fermi level which in turn influences the RKKY exchange interaction. Behavior of RKKY exchange interaction is also investigated numerically for two spatially separated magnetic impurities in the x - y plane of the 2D borophene sheet.

The remainder of the paper is structured as follows. In Sec. II, we describe the model Hamiltonian for our setup and present a brief outline of the Greens function formalism to obtain the RKKY exchange interaction. The behavior of RKKY interaction, as a function of distance between the two magnetic impurities as well as tilting parameter, for different alignments of the impurities is presented in Sec. III. Finally, we summarize our results and conclude in Sec. IV.

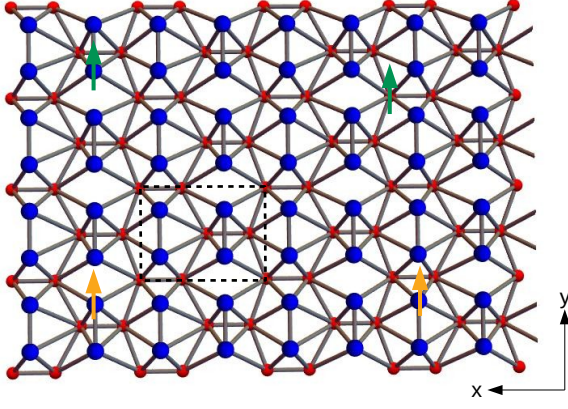


FIG. 1. (Color online) Schematic of the lattice structure of 8-Pmmn borophene. Big blue (dark gray) circles and small red (light gray) circles distinct two types of nonequivalent atoms B_R (ridge atom) and B_I (inner atom) respectively. The unit cell, comprising of 8 atoms, is shown by dashed black rectangle. Magnetic impurities are schematically shown by golden (light gray) and dark green (dark gray) arrows. Bottom (golden) arrows are aligned perpendicular to the tilt axis (x axis) while the left arrows (golden and dark green) are located along the tilt axis (y axis) inside the 2D sheet.

II. MODEL AND METHOD

The 2D lattice structure of 8-Pmmn borophene consists of two kinds of nonequivalent atoms, namely, ridge atoms (B_R) and inner atoms (B_I)⁸. The corresponding lattice structure is characterized by the lattice parameters: $a = 4.51$ Å and $b = 3.25$ Å^{29,30} and schematically shown in Fig. 1. Here the unit cell is depicted by the dashed black rectangle (see Fig. 1).

Although the complete tight-binding model for 8-Pmmn borophene is quite tedious, a low energy effective Hamiltonian has been recently put forwarded by Zabolotskiy and Lozovic³⁰ using symmetry consideration and has been successively implemented in a series of theoretical works exploring anisotropic plasmon³¹, valley dependent integer quantum Hall effects³², Weiss oscillation³³, Klein tunneling³⁴, optical conductivity³⁵ etc. in this 2D material. Hence, we begin with a general low energy two band effective Hamiltonian for 2D Dirac materials associated with anisotropic Dirac cone, which can be written as (near the Dirac points $\mathbf{k} = \pm \mathbf{k}_D$)

$$H_D = \xi(v_x \sigma_x q_x + v_y \sigma_y q_y + v_t \sigma_0 q_y), \quad (1)$$

where σ_x, σ_y are the Pauli matrices in the atomic basis and σ_0 is a unit matrix. We have chosen $\hbar = 1$. Here, $\xi = \pm 1$ is the valley index and v_i ($i = x, y$) corresponds to the velocities along i^{th} direction, while v_t denotes the velocity scale associated with the tilted Dirac cones. Note that the tilting is along the y -direction. The different velocity parameters are given by $\{v_x, v_y\} = \{0.86, 0.69\}$ and $v_t = 0.32$ in units of 10^6 m/sec^{29,30}. The above

Hamiltonian can be further written as

$$H_D = \xi[v_t \sigma_0 q_y + v_F(\sigma_x \tilde{q}_x + \sigma_y \tilde{q}_y)], \quad (2)$$

where $v_F = \sqrt{v_x v_y}$. The new momentum operators are given by $\tilde{q}_x = \sqrt{\frac{v_x}{v_y}} q_x$ and $\tilde{q}_y = \sqrt{\frac{v_y}{v_x}} q_y$ which satisfy the usual quantum mechanical commutation relation $[\tilde{q}_x, \tilde{q}_y] = 0$ and $[\tilde{x}, \tilde{q}_x] = i$, $[\tilde{y}, \tilde{q}_y] = i$ provided $\tilde{x} = \sqrt{\frac{v_y}{v_x}} x$ and $\tilde{y} = \sqrt{\frac{v_x}{v_y}} y$. The corresponding energy dispersion is given by³⁶

$$E(\tilde{q}_x, \tilde{q}_y) = \xi v_t \sqrt{\frac{v_x}{v_y}} \tilde{q}_y + \lambda v_F |\tilde{\mathbf{q}}|. \quad (3)$$

Here, $\lambda = \pm$ denotes band index. However, as we restrict ourself in the n -doped regime (conduction band), therefore λ is always positive in our analysis. The band structure near the Dirac point $\mathbf{k} = \mathbf{k}_D$ is shown in Fig. 2(a). The band dispersion around the other valley $\mathbf{k} = -\mathbf{k}_D$ has opposite chirality *i.e.*, tilting lies in the opposite direction. It is important to note that the tilting breaks particle-hole symmetry in borophene^{29,30}.

Before proceeding further, we briefly examine how the tilting of the Dirac cones affects the Fermi energy and density of states (DOS). The Fermi energy (E_F) and DOS ($\rho(E)$) in a material, associated with tilted and anisotropic Dirac cone, depend on the tilting parameter v_t in the following way

$$E_F(v_t) = E_F^{(0)} \left(1 - \frac{v_t^2}{v_F^2}\right)^{\frac{3}{2}}, \quad (4)$$

$$\rho(E, v_t) = \rho^{(0)}(E) \left(1 - \frac{v_t^2}{v_F^2}\right)^{-\frac{3}{2}}, \quad (5)$$

where $E_F^{(0)}$ and $\rho^{(0)}(E)$ are the Fermi level and the DOS of a non-tilted isotropic Dirac material *i.e.*, graphene, respectively and $v_F = \sqrt{v_x v_y}$ as mentioned earlier. Note that, with the enhancement of the tilting parameter v_t , the Fermi level decreases monotonically. On the other hand, DOS gets enhanced with v_t and the corresponding behavior of that, following the low energy spectrum (Eq. (3)), is shown as a function of energy in Fig. 2(b). At the Dirac point, $\rho(E)$ vanishes and increases linearly with energy similar to graphene^{37,38}. Impact of these phenomena on the period of oscillation of RKKY exchange interaction is explained in the next section.

Now we briefly discuss the theoretical formalism for investigating the RKKY exchange interaction in 2D electronic system. We consider two magnetic impurities (localized spins) at two different lattice sites of the bulk 2D borophene sheet. The interaction term between the localized spins (\mathbf{S}_i) and the conduction electron spins (\mathbf{s}_i) is given by

$$H_{int} = J(\mathbf{S}_1 \cdot \mathbf{s}_1 + \mathbf{S}_2 \cdot \mathbf{s}_2), \quad (6)$$

where J is the bare exchange coupling strength. Using second order perturbation theory, the exchange interac-

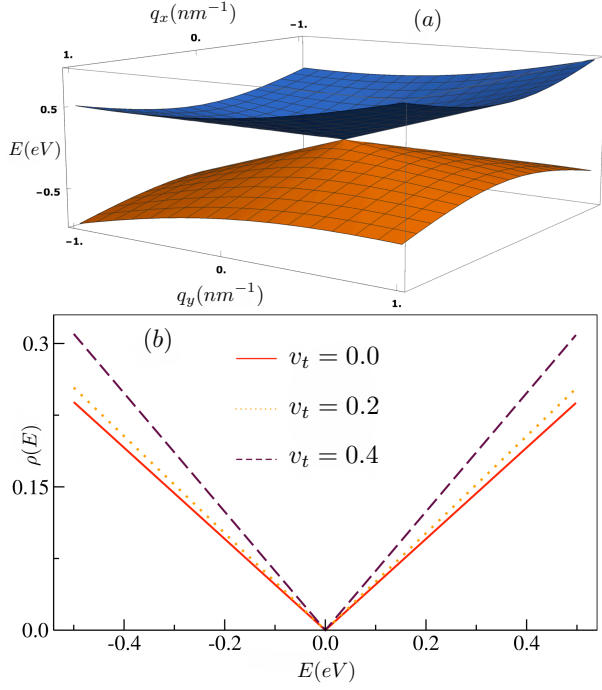


FIG. 2. (Color online) (a) A tilted, anisotropic Dirac cone of 8-Pmmn borophene, in the vicinity of Dirac point \mathbf{k}_D , is shown in the k_x - k_y plane. (b) The behavior of DOS (in arbitrary unit) is demonstrated near the Dirac point for different values of the tilt parameter v_t .

tion energy between the two localized spins can be written in the Heisenberg form as

$$E(\mathbf{r}) = J_{\alpha\beta}(\mathbf{r}) \mathbf{S}_1 \cdot \mathbf{S}_2, \quad (7)$$

where α, β indicate the atomic indices and \mathbf{r} is the distance between the two impurities. Thus, the RKKY exchange interaction strength $J_{\alpha\beta}(\mathbf{r})$ is given by

$$J_{\alpha\beta}(\mathbf{r}) = \frac{J^2 \hbar^2}{4} \chi_{\alpha\beta}(0, \mathbf{r}). \quad (8)$$

where $\chi_{\alpha\beta}(0, \mathbf{r})$ is the susceptibility.

For a spin-degenerate system, susceptibility can be written in terms of the unperturbed retarded Green's functions as¹⁷

$$\chi(r_1, r_2) = -\frac{2}{\pi} \int_{-\infty}^{E_F} dE \operatorname{Im}[G_{\alpha\beta}^{(0)}(r_1, r_2, E) G_{\beta\alpha}^{(0)}(r_2, r_1, E)] \quad (9)$$

To compute the susceptibility, which is directly proportional to RKKY exchange interaction, we need to evaluate the zeroth-order real space Green's functions. Since in the large distance, contribution to χ arises mainly from small momenta, one can extend the momentum cutoff to ∞ to obtain the real space Green's functions via the Fourier transform. We compute them in the linear band

approximation and obtain

$$\begin{aligned} G_{\alpha\beta}^{(0)}(\mathbf{R}, 0, E) &= \frac{1}{\Omega_{BZ}} \int d^2\mathbf{k} e^{i\mathbf{k}\cdot\mathbf{R}} G_{\alpha\beta}^{(0)}(\mathbf{k}, E) \\ &= \frac{1}{\Omega_{BZ}} \int d^2\tilde{\mathbf{q}} e^{i\tilde{\mathbf{q}}\cdot\mathbf{R}} [e^{i\mathbf{K}\cdot\mathbf{R}} G_{\alpha\beta}^{(0)}(\tilde{\mathbf{q}} + \mathbf{K}, E) \\ &\quad + e^{i\mathbf{K}'\cdot\mathbf{R}} G_{\alpha\beta}^{(0)}(\tilde{\mathbf{q}} + \mathbf{K}', E)], \end{aligned} \quad (10)$$

where the integration is performed over the entire Brillouin zone Ω_{BZ} . Here, $\tilde{\mathbf{q}} = (\tilde{q}_x, \tilde{q}_y)$ is small momentum in the vicinity of the Dirac points, where the linear Dirac spectrum is valid. As $d\tilde{q}_x d\tilde{q}_y = dq_x dq_y$, we can replace \tilde{q} by q without loss of generality. We have also used the notation (x, y) in place of (\tilde{x}, \tilde{y}) . The factor $\sqrt{\frac{v_x}{v_y}}$ in Eq.(3) has now been included in the tilting parameter v_t for simplicity. The unperturbed momentum space Green's function is given by,

$$\begin{aligned} G_{\alpha\beta}^{(0)}(\mathbf{k}, E) &= (E + i\eta - H_D)^{-1} \\ &= \frac{1}{D} \begin{bmatrix} E + i\eta - \xi v_t q_y & (q_x - i q_y) v_F \\ (q_x + i q_y) v_F & E + i\eta - \xi v_t q_y \end{bmatrix} \end{aligned} \quad (11)$$

with $D = (E + i\eta - \xi v_t q_y)^2 - v_F^2 q^2$, $v_F = \sqrt{v_x v_y}$. Here, $\xi = \pm 1$ indicates the two Dirac points \mathbf{K} and \mathbf{K}' .

III. RESULTS

In this section we present our analytical as well as numerical results for different locations of the two magnetic impurities inside the bulk of the 2D borophene sheet. In general, it is a formidable task to obtain the analytical expressions for the susceptibility when the two impurities are anywhere in the x - y plane. However, we manage to obtain the analytical form of RKKY exchange interaction for the two special cases: (A) when the two impurities are located perpendicular to the tilt axis and (B) parallel to the tilt axis. Here, we clarify our notations used for our analysis: χ_{11} denotes the susceptibility for the impurities being on same type of atoms and χ_{12} for the different types of atoms (one on ridge atom and the other on inner atom (see Fig. 1)). It is worthwhile to mention that when the impurities are on different atoms, they cannot be exactly along x or y axis. However, such small off-axis deviation along the tilt axis (y axis) or perpendicular to it (x axis), does not change our results qualitatively, in the continuum limit. Note that, RKKY exchange interaction strength is directly proportional to the susceptibility (see Eq.(8)). Hence, we express the susceptibility as a measure of RKKY interaction strength in units of $J^2 \hbar^2 / 4$. Also, we normalize the distance between the two magnetic impurities by corresponding lattice parameters *i.e.*, $R_x/a \rightarrow R_x$ and $R_y/b \rightarrow R_y$.

A. Impurities are located perpendicular to the tilt axis

When the two magnetic impurities reside perpendicular to the tilt axis (on the same atoms) of bulk borophene, the integral in Eq.(10) can be computed analytically for $R_y = 0$. This configuration has been indicated by golden arrows in Fig. 1. In this case, the zeroth-order real space Green's function reads as

$$\begin{aligned} G_{11}^{(0)}(R_x, 0, E) &= \frac{1}{\Omega_{BZ}} \int dq_x dq_y \frac{(E + i\eta - v_t q_y \xi) e^{iq_x R_x}}{(E + i\eta - v_t q_y \xi)^2 - v_F^2 (q_x^2 + q_y^2)} \\ &= \frac{-2\pi E}{v_F} \frac{(v_F^2 - 2v_t^2)}{(v_F^2 - v_t^2)^{\frac{3}{2}}} K_0(-i\tilde{\alpha})(e^{i\mathbf{K}\cdot\mathbf{R}} + e^{i\mathbf{K}'\cdot\mathbf{R}}), \quad (12) \end{aligned}$$

with $\tilde{\alpha} = ER_x/\sqrt{v_F^2 - v_t^2}$. Here, $K_0(x)$ are the modified Bessel function of first kind. Expressing the modified Bessel function in terms of Bessel and Neumann function, we obtain

$$\begin{aligned} \text{Im}[G_{11}^{(0)}(R_x, 0, E)G_{11}^{(0)}(0, R_x, E)] &= \frac{4\pi^2 E^2}{\Omega_{BZ}^2} \frac{v_F^2}{(v_F^2 - v_t^2)^3} \\ &\times \text{Im}[(K_0(-i\tilde{\alpha}))^2 (2 + 2\cos\{(K_x - K'_x)R_x\})]. \quad (13) \end{aligned}$$

Henceforth, following the works of Saremi¹² and Sherafati *et al.*^{16,17}, we separate the integration limit : $\int_{-\infty}^{E_F} = \int_{-\infty}^0 + \int_0^{E_F}$. The first integral indicates the valence electrons (undoped case) and the second one is for the conduction electrons. While the latter integral involves Meijer G-function, former one does not converge. Following the standard procedure^{12,17}, the integrand can be multiplied by a cutoff function $f(\tilde{\alpha}, \tilde{\alpha}_0) = \exp(-\tilde{\alpha}/\tilde{\alpha}_0)$. Then one can perform the integral and takes limit $\tilde{\alpha}_0 \rightarrow \infty$ at the end so that $f(\tilde{\alpha}, \tilde{\alpha}_0) \rightarrow 1$. Thus, we arrive at the following form of the susceptibility:

$$\begin{aligned} \chi_{11} &= \frac{1}{\pi R_x^3} \frac{v_F^2}{(v_F^2 - v_t^2)^{\frac{3}{2}}} [1 + \cos\{(K_x - K'_x)R_x\}] \\ &\times \left[\frac{1}{16} - \frac{k'_F R_x}{2\sqrt{\pi}} M(k'_F R_x) \right], \quad (14) \end{aligned}$$

where, $k'_F = \frac{E_F/\sqrt{v_F^2 - v_t^2}}{2\pi}$ and $M(k'_F R_x) = G_{1,3}^{2,0} \left(\begin{smallmatrix} \frac{3}{2} \\ 1, 1, 1, -\frac{1}{2} \end{smallmatrix} \middle| k'^2_F R_x^2 \right)$ is the Meijer G-function. We have considered the first Brillouin zone area as $\Omega = 4\pi^2/ab$. Tilted anisotropic Dirac points are at $\vec{k}_D = (0, k_D)$ and $-\vec{k}_D$, $k_D = 0.29 \times \frac{2\pi}{b}$ ³⁰. It is interesting to note that in case of borophene, the oscillatory factor $[1 + \cos\{(K_x - K'_x)R_x\}] = 2$. Hence, the interference terms between the two Dirac points do not contribute to the RKKY exchange interaction which is evident from Eq.(14).

In Fig. 3, we demonstrate the behavior of susceptibility χ_{11} (when impurities are on the same atom) as a function of the distance R_x between the two magnetic impurities and tilt parameter v_t . The change in the periodicity of

χ_{11} , with the enhancement of tilting parameter v_t , is evident from Fig. 3(a). This feature can be understood from Eq.(14) in which the Meijer G-function is the entire source of the oscillation. As the period of oscillation is inversely proportional to the argument $k'_F R_x$, it scales with v_t as $\tau(v_t) = \tau(0)/(1 - x^2)$, where $x = v_t/v_F$ and $\tau(0)$ is the period of non-tilted and isotropic Dirac cone *i.e.*, graphene. As the tilting parameter increases, period of oscillation increases monotonically. In the $v_t \rightarrow 0$ limit, $\tau(v_t)$ comes back to the untilted period $\tau(v_t = 0)$ as expected. On the other hand, for $v_t \rightarrow v_F$, the period diverges indicating flatness of exchange interaction. Hence, the internal band structure itself influences the RKKY exchange (Friedel oscillation) due to tilting and may be a way to probe the degree of tilting in anisotropic 2D Dirac materials. This is also one of the main results of our paper.

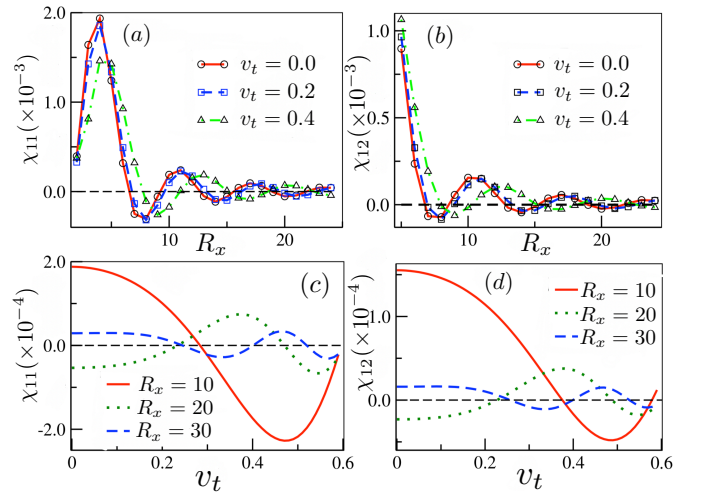


FIG. 3. (Color online) The behavior of the susceptibilities χ_{11} and χ_{12} is shown as a function of R_x in panels (a) and (b), and as a function of v_t in panels (c) and (d) respectively. We choose the other parameters as $v_F = 1.0$, $R_y = 0$, $E_F^{(0)} = 0.5$. Black dashed line indicates the null susceptibility.

We also observe that there is a reduction in the amplitude of χ_{11} as v_t increases (see Fig. 3(a)). The reason can be attributed to the presence of vanishingly small density of states near the Dirac point and lowering of Fermi level with the rise of tilting parameter v_t . Furthermore, we explore the long distance and very short distance limit of RKKY exchange interaction which can be figured out from the asymptotic behavior of Meijer G-function. Using the standard tables^{39,40} and following Ref. [17], we obtain

$$\lim_{y \rightarrow 0} M(y) = \frac{4y^2[1 - 3\gamma - 3\ln(y/2)]}{9\sqrt{\pi}}, \quad (15)$$

$$\lim_{y \rightarrow \infty} M(y) = \frac{[2\cos(2y) + 8y\sin(2y) - \pi]}{8\sqrt{\pi}y}, \quad (16)$$

where $\gamma \approx 0.577$ is the Euler-Mascheroni constant.

Therefore, we obtain the following form of the RKKY exchange interaction in the long distance limit ($k'_F R_x \gg 1$) as

$$\lim_{k'_F R_x \rightarrow \infty} \chi_{11}(R_x) = \frac{\chi_{11}^L}{R_x^3} [\pi - \cos(2k'_F R_x) - 4k'_F R_x \sin(2k'_F R_x)], \quad (17)$$

where $\chi_{11}^L = v_F^2/8\pi^2(v_F^2 - v_t^2)^{3/2}$. On the other hand, our analytical results for the short distance limit ($k'_F R_x \ll 1$) reads

$$\lim_{k'_F R_x \rightarrow 0} \chi_{11}(R_x) = \frac{\chi_{11}^S}{R_x^3} \left[1 - \frac{32(k'_F R_x)^3}{9\pi} (1 - 3\gamma - 3 \ln(k'_F R_x/2)) \right], \quad (18)$$

where $\chi_{11}^S = v_F^2/16\pi(v_F^2 - v_t^2)^{3/2}$.

Here we present the results for the magnetic impurities located on different atoms. One can obtain the Green's function extending the momentum cutoff to ∞ as

$$\begin{aligned} G_{12}^{(0)}(R_x, 0, E) &= \frac{1}{\Omega_{BZ}} \int dq_x dq_y \frac{(q_x - iq_y) e^{iq_x R_x}}{(E + i\eta - v_t q_y \xi)^2 - v_F^2(q_x^2 + q_y^2)} \\ &= -\frac{2\pi E}{\Omega_{BZ}(v_F^2 - 2v_t^2)} K_1(-i\tilde{\alpha})(e^{i\mathbf{K}\cdot\mathbf{R}} + e^{i\mathbf{K}'\cdot\mathbf{R}}) \\ &\quad - \frac{2i\xi v_t \pi E}{\Omega_{BZ}(v_F^2 - 2v_t^2)^{3/2}} K_0(-i\tilde{\alpha})(e^{i\mathbf{K}\cdot\mathbf{R}} - e^{i\mathbf{K}'\cdot\mathbf{R}}) \end{aligned} \quad (19)$$

Similar to χ_{11} , the integrand is multiplied by a cutoff function to evaluate the energy integral of the valence electrons. Finally we obtain

$$\begin{aligned} \chi_{12} = & -\frac{1}{2\pi R_x^3 \sqrt{v_F^2 - v_t^2}} \left(-\frac{3}{16} - \frac{k'_F R_x}{2\sqrt{\pi}} \tilde{M}(k'_F R_x) \right) \\ & \times [1 + \cos\{(K_x - K'_x)R_x\}] \\ & - \frac{v_t^2}{2\pi R_x^3 (v_F^2 - v_t^2)^{3/2}} \left(\frac{1}{16} - \frac{k'_F R_x}{2\sqrt{\pi}} M(k'_F R_x) \right) \\ & \times [1 - \cos\{(K_x - K'_x)R_x\}], \end{aligned} \quad (20)$$

where $\tilde{M}(k'_F R_x) = G_{2,4}^{2,1} \left(\frac{1}{2}, \frac{3}{2} \middle| \frac{1}{2}, 0, -\frac{1}{2} \middle| k_F'^2 R_x^2 \right)$. In Eq.(20), the second term vanishes for borophene ($K_x = K'_x = 0$), while in the first term, again the interference between the anisotropic Dirac cones does not contribute to the RKKY oscillations. Note that, both χ_{11} and χ_{12} recover the similar form of graphene^{16,17} in the limit : $v_t = 0, v_x = v_y = v_F$.

Behavior of χ_{12} , as a function of R_x and v_t , is depicted in Fig. 3(b). Here also the period of oscillation increases with the increment of v_t , similar to χ_{11} . This feature can be understood from Eq.(20) where the argument of Meijer G-function is proportional to v_t . We also explore the long distance ($k'_F R_x \gg 1$) and short distance

($k'_F R_x \ll 1$) limit of χ_{12} employing asymptotic behavior of Meijer G-function. We find,

$$\lim_{y \rightarrow 0} \tilde{M}(y) = \frac{2y^2}{3\sqrt{\pi}}, \quad (21)$$

$$\lim_{y \rightarrow \infty} \tilde{M}(y) = \frac{[3\pi - 10 \cos(2y) - 8y \sin(2y)]}{8\sqrt{\pi}y}. \quad (22)$$

Employing the above limits, we obtain the following analytical forms of RKKY exchange interaction as

$$\lim_{k'_F R_x \rightarrow \infty} \chi_{12}(R_x) = \frac{\chi_{12}^L}{R_x^3} [3\pi - 5 \cos(2k'_F R_x) - 4k'_F R_x \sin(2k'_F R_x)], \quad (23)$$

$$\lim_{k'_F R_x \rightarrow 0} \chi_{12}(R_x) = \frac{\chi_{12}^S}{R_x^3} \left[1 + \frac{16(k'_F R_x)^3}{9\pi} \right], \quad (24)$$

with $\chi_{12}^L = 1/8\pi^2 \sqrt{v_F^2 - v_t^2}$ and $\chi_{12}^S = 3/16\pi \sqrt{v_F^2 - v_t^2}$.

The oscillatory behavior of χ_{11} and χ_{12} as a function of v_t is clearly visible from Figs. 3[(c)-(d)]. They exhibit similar features for χ_{11} and χ_{12} with the variation of v_t as in both cases the period of oscillation depends on the tilting parameter. It is evident that due to R_x^{-3} dependency (see Eq.(14) and Eq.(20)), amplitude of both χ_{11} and χ_{12} become vanishingly small as one gradually enhances the distance between the two magnetic impurities.

It is important to note that, even without the tilting parameter, the Fermi surface is anisotropic due to the anisotropy in Fermi velocities ($v_x \neq v_y$). Effect of this anisotropy, in the absence of tilting ($v_t = 0$), on RKKY exchange interaction is presented in Fig. 4. It is evident that the effect of such simple anisotropic Fermi surface on susceptibility (χ_{11} and χ_{12}) is negligibly small. This may be a possible way to distinguish between these two kind of anisotropies ($v_t = 0$ and $v_t \neq 0$) by measuring the RKKY interaction.

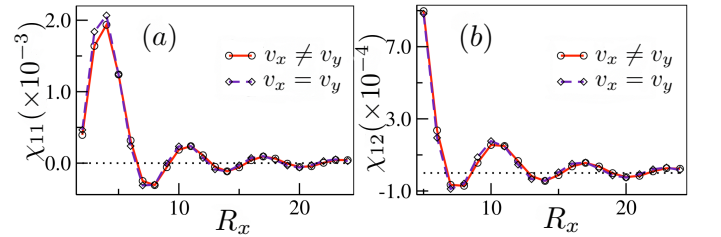


FIG. 4. (Color online) The behavior of the susceptibilities χ_{11} and χ_{12} are illustrated as a function of R_x with $v_t = 0$ for both anisotropic Fermi velocities and isotropic counterpart in panel (a) and (b) respectively. The value of the other parameters are chosen as $R_y = 0, E_F^{(0)} = 0.5$.

B. Impurities are aligned parallel to the tilt axis

Here, we present the analytical form of the susceptibility in the limit $R_x \rightarrow 0$ i.e., when the two magnetic

impurities are situated along the tilt axis. This has been illustrated by golden and dark green arrows in Fig. 1. We proceed in the similar way as in the previous subsection and obtain

$$\chi_{11} = -\frac{1}{\pi R_y^3 v_F} \int_{-\infty}^{z_F} dz z^2 \left[-\cos \left(K_y R_y - \frac{v_t}{v_F} z \right)^2 J_0(z) Y_0(z) + \frac{v_t^2}{v_F^2} \sin \left(K_y R_y - \frac{v_t}{v_F} z \right)^2 J_1(z) Y_1(z) \right], \quad (25)$$

where, $z = E v_F R_y / (v_F^2 - v_t^2)$ and $z_F = E_F v_F R_y / (v_F^2 - v_t^2)$.

$$\chi_{12} = -\frac{1}{\pi R_y^3 v_F} \int_{-\infty}^{z_F} dz z^2 \left[\cos \left(K_y R_y - \frac{v_t}{v_F} z \right)^2 J_1(z) Y_1(z) - \frac{v_t^2}{v_F^2} \sin \left(K_y R_y - \frac{v_t}{v_F} z \right)^2 J_0(z) Y_0(z) \right]. \quad (26)$$

The explicit analytical form of both χ_{11} and χ_{12} , after performing the integration over energy, are very messy and not possible to write in a compact form. Rather, we present our results for them in Fig. 5 both as a function of R_y and v_t . We note that Fig. 5(a) is almost identical to Fig. 5(b) and Fig. 5(c) is to Fig. 5(d). This feature can be attributed to the fact that the Hamiltonian is written in two atomic basis (two sublattice indices) of borophene (tilted Graphene), which do not couple directly to the magnetic moments. Such feature is in complete contrast to the case of topological insulator^{22,24} in which the actual spin degree of freedom of the surface states directly couples to the impurity spin moment.

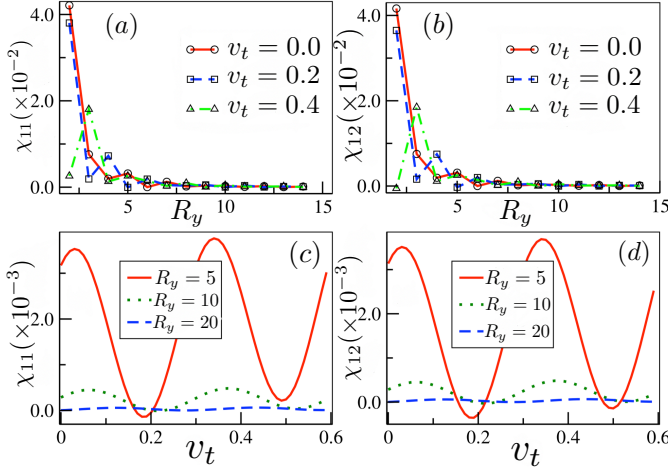


FIG. 5. (Color online) The behavior of the susceptibilities χ_{11} and χ_{12} is illustrated as a function of R_y in panels (a) and (b), and as a function of v_t in panels (c) and (d) respectively. The value of the other parameters are chosen as $v_F = 1.0$, $R_x = 0$, $E_F^{(0)} = 0.5$.

We observe that the period of oscillation is almost constant with v_t , as can be seen from Fig 5(c). In this particular limit of $R_x \rightarrow 0$, the interference among the Dirac

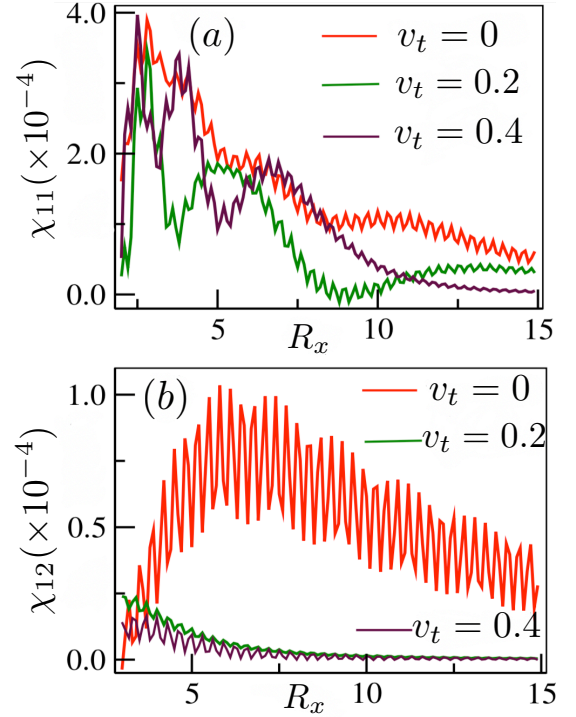


FIG. 6. (Color online) The behavior of the susceptibilities χ_{11} and χ_{12} are depicted as a function of R_x in panels (a) and (b) respectively. The value of the other parameters are chosen as $v_F = 1.0$, $E_F^{(0)} = 0.5$, $R_y = 5$ in panel (a) and $R_y = 2$ in panel (b).

fermions from different Dirac points in the Brillouin zone plays a crucial rule in determining the oscillatory nature of RKKY exchange interaction. From Eqs. [(25)-(26)], one can note that the period of oscillation depends both on K_y and v_t . As the tilting angles (velocity) lie in opposite directions for the two Dirac points \mathbf{K} and \mathbf{K}' , the effect of tilting on RKKY exchange interaction, nullifies each other due to destructive interference. Hence, the period of oscillation does not vary with the enhancement of v_t . The latter behavior indicates that the interference between the anisotropic Dirac cones dominates over the effect of Fermi level in determining the overall period of oscillation. Nevertheless, the amplitude of RKKY oscillation decreases with the degree of tilting v_t due to the lowering of the Fermi level (see Eq.(5)). Although DOS increases with the tilting parameter, however near the Dirac points DOS is negligibly small and hence it contributes negligibly in determining the amplitude of oscillation, especially in the long distance limit where only small momenta are important. The presence of interference among the Dirac points enhances the oscillation frequency of both χ_{11} and χ_{12} compared to the previous case (see Figs. 3[(a)-(b)]). Also, the oscillatory behavior of RKKY exchange with enhanced frequency as a function of v_t , is clearly visible from Fig. 5(c) and Fig. 5(d).

C. Impurities are located in the x - y plane

In this subsection, we present our numerical results when the two magnetic impurities are placed at arbitrary positions in the x - y plane of the bulk 2D borophene sheet *i.e.*, $R_x \neq 0$ and $R_y \neq 0$. In this case, it is not possible to obtain any kind of analytical form of the susceptibility. Hence, we compute the real space Green's function by numerically integrating over momenta and energy degrees of freedom. The corresponding results for χ_{11} and χ_{12} are illustrated as a function of R_x for different values of the tilting parameter v_t with $R_y = 5$ in Fig. 6(a) and $R_y = 2$ in Fig. 6(b) respectively. It is apparent from Fig. 6(a) (when two magnetic impurities are placed on same atoms in the x - y plane) that the oscillations appear very rapidly as a function of R_x and manifest weak dependence on the values of v_t . These high frequency rapid oscillations emerge due to the interference between the two Dirac cones. This has been reported earlier for other 2D Dirac systems^{14,16,20}. The competition between the enhancement of DOS and reduction of Fermi energy with tilting parameter (see Eq.(5)), for arbitrarily placed impurities, results in the non-monotonic variation of amplitude of oscillation as a function of v_t in the short and intermediate distance scale. This feature can be seen from Fig. 6(a). However for large distance between the two impurities, only small momenta contribute to the RKKY exchange interaction and hence lowering of the Fermi level controls the amplitude, resulting in monotonic decrease of χ_{11} with tilting.

The behavior of the spin density oscillations, for two magnetic impurities placed on different atomic sites in the x - y plane, is shown in Fig. 6(b) choosing $R_y = 2$. There is one notable difference between Fig 6(a) and Fig. 6(b) is that in Fig 6(a), the oscillatory behavior associated with an envelope of the amplitude is prominent while in Fig. 6(b) the period is larger. As the period of oscillation is inversely proportional to the distance, for very small distance, envelope of amplitude of the RKKY exchange interaction decays (period becomes large) while the oscillations are prominent for larger distances. Moreover, for the small separation of the impurities, χ_{12} exhibits non monotonic behavior with v_t . On the other hand, for large distance ($R_x > 5$) χ_{12} decreases monotonically with the tilting parameter v_t which can again be attributed to the effect of tilting on the Fermi level and DOS.

IV. SUMMARY AND CONCLUSIONS

To summarize, in this article, we have explored the effect of the tilted and anisotropic Dirac cones on the RKKY exchange interaction in the bulk of a 8-Pmmn borophene. We observe that the tilting of the Dirac cones, for specific orientation of the impurities, manifests itself with the significant reduction in the RKKY exchange interaction oscillation frequency. This feature can

be an indirect signature of the degree of tilting present in tilted and anisotropic Dirac cone. We present our analytical expressions for the susceptibility, in terms of Meijer G-function, which is directly proportional to the exchange interaction strength. We consider two special cases: when two magnetic impurities are located perpendicular to the tilt axis (x axis) and along the tilt axis (y axis). In the former case, interference between the Dirac cones does not contribute to the Friedel oscillations and the period of oscillation increases with tilting parameter. In contrast, for the impurities being along the tilt axis, interference among the Dirac cones plays the dominant role in determining the period of oscillation while the tilting parameter exhibits negligible contribution. Moreover, due to opposite orientation of tilting of the Dirac cones at the inequivalent Dirac points, the effect of tilting originating from each Dirac point on RKKY exchange interaction nullifies each other when the impurities reside along the tilt axis. However, the amplitude of oscillation decreases with the tilting parameter because of lowering of the Fermi level. We also separate out the effect of simple anisotropy ($v_x \neq v_y$) on RKKY exchange interaction in absence of tilting ($v_t = 0$) and show that such anisotropy in Fermi surface exhibits negligible effect on the response function in case of borophene. For arbitrarily placed magnetic impurities in the x - y plane (neither along nor perpendicular to the tilt axis), we evaluate our results numerically and show rapid oscillations (beating pattern) in susceptibility due to the interference between the two Dirac cones and subdominant effects arising from the tilt parameter.

As far as practical realization of our results are concerned, it may be possible to deposit magnetic adatoms such as Co or Fe on bulk borophene to study RKKY exchange interaction in it. However, these adatoms consist of outermost s electrons, besides the d electrons that act as essential magnetic moments, which can modify the exchange interaction. Moreover, one has to be careful such that the band structure does not get modified significantly by these impurities. Nevertheless, a simple molecule possessing localized magnetic moments which interact via host material atoms and does not alter the bulk band structure, can be deposited on 8-Pmmn borophene and may be a possible testbed for our theoretical predictions.

Although we have focused on RKKY exchange interaction in 8-Pmmn Borophene as our host material, qualitatively the results should be similar for any other 2D materials having tilted Dirac cone for *e.g.* tilted graphene, organic conductor α -(BEDT - TTF) $_2$ I $_3$ ^{36,41} etc. Then χ_{11} and χ_{12} would refer to the measure of RKKY exchange interaction (in units of $J\hbar^2/4$) corresponding to impurities being placed on same sublattices and different sublattices respectively.

Here, we emphasize that 8-Pmmn borophene is ideally not a coplanar 2D Dirac material. Rather, it has a finite thickness due to the two kinds of atoms being non-coplanar. However, only those atoms located in a hexag-

onal manner in a buckled structure contribute to the formation of Dirac cones²⁹. Therefore, the finite thickness

which we have neglected in our analysis, should manifests negligible effect on the RKKY exchange interaction.

* ganeshpaul@iopb.res.in

† firoz@iopb.res.in

‡ arijit@iopb.res.in

- ¹ K. S. Novoselov, A. K. Geim, S. Morozov, D. Jiang, M. Katsnelson, I. Grigorieva, S. Dubonos, Firsov, and AA, *Nature* **438**, 197 (2005).
- ² A. H. Castro Neto, F. Guinea, N. M. R. Peres, K. S. Novoselov, and A. K. Geim, *Rev. Mod. Phys.* **81**, 109 (2009).
- ³ H. Tang and S. Ismail-Beigi, *Phys. Rev. B* **82**, 115412 (2010).
- ⁴ X. Wu, J. Dai, Y. Zhao, Z. Zhuo, J. Yang, and X. C. Zeng, *ACS nano* **6**, 7443 (2012).
- ⁵ E. S. Penev, S. Bhowmick, A. Sadrzadeh, and B. I. Yakobson, *Nano Lett.* **12**, 2441 (2012).
- ⁶ A. J. Mannix, X.-F. Zhou, B. Kiraly, J. D. Wood, D. Alducin, B. D. Myers, X. Liu, B. L. Fisher, U. Santiago, J. R. Guest, *et al.*, *Science* **350**, 1513 (2015).
- ⁷ B. Feng, O. Sugino, R.-Y. Liu, J. Zhang, R. Yukawa, M. Kawamura, T. Imori, H. Kim, Y. Hasegawa, H. Li, *et al.*, *Phys. Rev. Lett.* **118**, 096401 (2017).
- ⁸ X.-F. Zhou, X. Dong, A. R. Oganov, Q. Zhu, Y. Tian, and H.-T. Wang, *Phys. Rev. Lett.* **112**, 085502 (2014).
- ⁹ M. A. Ruderman and C. Kittel, *Phys. Rev.* **96**, 99 (1954).
- ¹⁰ T. Kasuya, *Prog. of Theor. Phys.* **16**, 58 (1956).
- ¹¹ K. Yosida, *Phys. Rev.* **106**, 893 (1957).
- ¹² S. Saremi, *Phys. Rev. B* **76**, 184430 (2007).
- ¹³ L. Brey, H. Fertig, and S. D. Sarma, *Phys. Rev. Lett.* **99**, 116802 (2007).
- ¹⁴ A. M. Black-Schaffer, *Phys. Rev. B* **81**, 205416 (2010).
- ¹⁵ E. Kogan, *Phys. Rev. B* **84**, 115119 (2011).
- ¹⁶ M. Sherafati and S. Satpathy, *Phys. Rev. B* **83**, 165425 (2011).
- ¹⁷ M. Sherafati and S. Satpathy, *Phys. Rev. B* **84**, 125416 (2011).
- ¹⁸ B. Uchoa, T. Rappoport, and A. C. Neto, *Phys. Rev. Lett.* **106**, 016801 (2011).
- ¹⁹ M. Zare, F. Parhizgar, and R. Asgari, *Phys Rev. B* **94**, 045443 (2016).
- ²⁰ S. F. Islam, P. Dutta, A. Jayannavar, and A. Saha, *Phys. Rev. B* **97**, 235424 (2018).
- ²¹ H. Duan, S. Li, S.-H. Zheng, Z. Sun, M. Yang, and R.-Q. Wang, *New J. of Phys.* **19**, 103010 (2017).
- ²² Q. Liu, C.-X. Liu, C. Xu, X.-L. Qi, and S.-C. Zhang, *Phys. Rev. Lett.* **102**, 156603 (2009).
- ²³ R. R. Biswas and A. V. Balatsky, *Phys. Rev. B* **81**, 233405 (2010).
- ²⁴ J.-J. Zhu, D.-X. Yao, S.-C. Zhang, and K. Chang, *Phys. Rev. Lett.* **106**, 097201 (2011).
- ²⁵ A. A. Zyuzin and D. Loss, *Phys. Rev. B* **90**, 125443 (2014).
- ²⁶ H.-R. Chang, J. Zhou, S.-X. Wang, W.-Y. Shan, and D. Xiao, *Phys. Rev. B* **92**, 241103 (2015).
- ²⁷ V. Kaladzhyan, A. Zyuzin, and P. Simon, arXiv:1811.05750 [cond-mat].
- ²⁸ M. Shiranzadei, H. Cheraghchi, and F. Parhizgar, *Phys. Rev. B* **96**, 024413 (2017).
- ²⁹ A. Lopez-Bezanilla and P. B. Littlewood, *Phys. Rev. B* **93**, 241405 (2016).
- ³⁰ A. Zabolotskiy and Y. E. Lozovik, *Phys. Rev. B* **94**, 165403 (2016).
- ³¹ K. Sadhukhan and A. Agarwal, *Phys. Rev. B* **96**, 035410 (2017).
- ³² S. F. Islam, *Journal of Physics: Condensed Matter* **30**, 275301 (2018).
- ³³ S. F. Islam and A. Jayannavar, *Phys. Rev. B* **96**, 235405 (2017).
- ³⁴ S.-H. Zhang and W. Yang, *Phys. Rev. B* **97**, 235440 (2018).
- ³⁵ S. Verma, A. Mawrie, and T. K. Ghosh, *Phys. Rev. B* **96**, 155418 (2017).
- ³⁶ M. Goerbig, J.-N. Fuchs, G. Montambaux, and F. Piéchon, *Phys. Rev. B* **78**, 045415 (2008).
- ³⁷ P. R. Wallace, *Phys. Rev.* **71**, 622 (1947).
- ³⁸ C. Bena and S. A. Kivelson, *Phys. Rev. B* **72**, 125432 (2005).
- ³⁹ C. Meijer, *On the G-function* (North-Holland, 1946).
- ⁴⁰ J. L. Fields, *Mathematics of Computation*, 757 (1972).
- ⁴¹ S. Katayama, A. Kobayashi, and Y. Suzumura, *J. of the Phys. Soc. of Japan* **75**, 054705 (2006).