



# Study of the $B^0 \rightarrow \rho(770)^0 K^*(892)^0$ decay with an amplitude analysis of $B^0 \rightarrow (\pi^+\pi^-)(K^+\pi^-)$ decays

LHCb collaboration<sup>†</sup>

## Abstract

An amplitude analysis of  $B^0 \rightarrow (\pi^+\pi^-)(K^+\pi^-)$  decays is performed in the two-body invariant mass regions  $300 < m(\pi^+\pi^-) < 1100 \text{ MeV}/c^2$ , accounting for the  $\rho^0$ ,  $\omega$ ,  $f_0(500)$ ,  $f_0(980)$  and  $f_0(1370)$  resonances, and  $750 < m(K^+\pi^-) < 1200 \text{ MeV}/c^2$ , which is dominated by the  $K^*(892)^0$  meson. The analysis uses  $3 \text{ fb}^{-1}$  of proton-proton collision data collected by the LHCb experiment at centre-of-mass energies of 7 and 8 TeV. The  $CP$  averages and asymmetries are measured for the magnitudes and phase differences of the contributing amplitudes. The  $CP$ -averaged longitudinal polarisation fractions of the vector-vector modes are found to be  $\tilde{f}_{\rho K^*}^0 = 0.164 \pm 0.015 \pm 0.022$  and  $\tilde{f}_{\omega K^*}^0 = 0.68 \pm 0.17 \pm 0.16$ , and their  $CP$  asymmetries,  $\mathcal{A}_{\rho K^*}^0 = -0.62 \pm 0.09 \pm 0.09$  and  $\mathcal{A}_{\omega K^*}^0 = -0.13 \pm 0.27 \pm 0.13$ , where the first uncertainty is statistical and the second systematic.

Submitted to JHEP

© 2022 CERN for the benefit of the LHCb collaboration. CC-BY-4.0 licence.

---

<sup>†</sup>Authors are listed at the end of this paper.



# 1 Introduction

Differences in the behaviour of matter and antimatter ( $CP$  violation) have been observed in several processes and, in particular, in charmless  $B$  decays. The current understanding of the composition of matter in the Universe indicates that other mechanisms, beyond those proposed within the Standard Model (SM) of particle physics, should exist in order to account for the observed imbalance in the matter and antimatter abundances. The study of  $CP$ -violating processes may therefore be used to test the corresponding SM predictions and place constraints on extensions of this framework. In this work, a set of  $CP$ -violating observables is measured using  $B^0$  meson decays reconstructed in the  $(\pi^+\pi^-)(K^+\pi^-)$  quasi-two-body final state.<sup>1</sup> Particular emphasis is placed on the  $B^0 \rightarrow \rho(770)^0 K^*(892)^0$  decay (hereafter, denoted by  $B^0 \rightarrow \rho^0 K^{*0}$ ).

Direct  $CP$  violation manifests through the difference between partial widths of a decay and its  $CP$  conjugate. The first decay in which direct  $CP$  violation was observed in  $B$  mesons was  $B^0 \rightarrow K^+\pi^-$  [1, 2]. The measured  $CP$  asymmetry of this channel is known to be  $\mathcal{A}_{CP} = -0.082 \pm 0.006$  [3]. Decays of the  $B^0$  meson to  $\pi K$  final states and to their vector counterparts,  $\rho K^*$ , proceed via a remarkably rich set of contributing amplitudes. For the neutral modes  $B^0 \rightarrow \pi^0 K^0$  and  $B^0 \rightarrow \rho^0 K^{*0}$ , the tree level contribution,  $b \rightarrow u\bar{u}s$  (depending on the CKM matrix elements  $V_{ub}V_{us}^*$ ), is doubly Cabibbo suppressed and higher order diagrams dominate the decay (see Fig. 1). Such contributions originate from the  $b \rightarrow d\bar{d}s$  ( $V_{tb}V_{ts}^*$ ) process that may proceed either via colour-allowed electroweak-penguin or gluonic-penguin transitions. When accounting for the helicity amplitudes of the  $B^0 \rightarrow \rho^0 K^{*0}$  vector-vector ( $VV$ ) decay, the electroweak-penguin amplitude contributes with different signs depending on the considered helicity eigenstate. This allows for several interference patterns in the decay and plays an important role in its polarisation since both penguin amplitudes are comparable in magnitude. A detailed discussion on these phenomena can be found in Ref. [4]. Other theoretical works [5] predict enhanced direct  $CP$ -violating effects in the  $B^0 \rightarrow \rho^0 K^{*0}$  decay due to the interference with the  $B^0 \rightarrow \omega K^{*0}$  decay and due to isospin-breaking consequences of this interference. The angular analysis of  $VV$  decays also gives access to T-odd triple product asymmetries (TPA), which are observables suitable for comparison with theoretical predictions, such as those in Ref. [6].

In the past, the theoretical approach to the study of  $B$  decays into light-vector mesons was influenced by the idea that quark helicity conservation and the V–A nature of the weak interaction induce large longitudinal polarisation fractions, of order  $f^0 \sim 0.9$ . However, this prediction holds only for decays dominated by tree diagrams [7], whilst in penguin-dominated decays this hypothesis is not fulfilled [8, 9].<sup>2</sup> Low values of longitudinal polarisation fractions in penguin-dominated decays could be accounted by the SM invoking a strong-interaction effect, both in the QCD factorisation (QCDF) [4] and perturbative (pQCD) [11] frameworks. This so-called polarisation puzzle might be resolved by combining measurements from all the  $B \rightarrow \rho K^*$  modes ( $B^0 \rightarrow \rho^0 K^{*0}$ ,  $B^0 \rightarrow \rho^- K^{*+}$ ,  $B^+ \rightarrow \rho^0 K^{*+}$  and  $B^+ \rightarrow \rho^+ K^{*0}$ ). This would allow also to probe physics beyond the SM [12, 13].

The decay mode  $B^0 \rightarrow \rho^0 K^{*0}$  and its scalar-vector counterpart  $B^0 \rightarrow f_0(980) K^{*0}$  have previously been studied by the BaBar [14] and Belle [15] collaborations. The BaBar collaboration determined the longitudinal polarisation fraction of the  $CP$ -averaged  $B^0 \rightarrow \rho^0 K^{*0}$

<sup>1</sup>The inclusion of charge conjugate processes is implied.

<sup>2</sup>The decay  $B^0 \rightarrow K^{*0} \bar{K}^{*0}$  ( $f^0 = 0.80^{+0.12}_{-0.13}$  [10]) seems to be an exception.

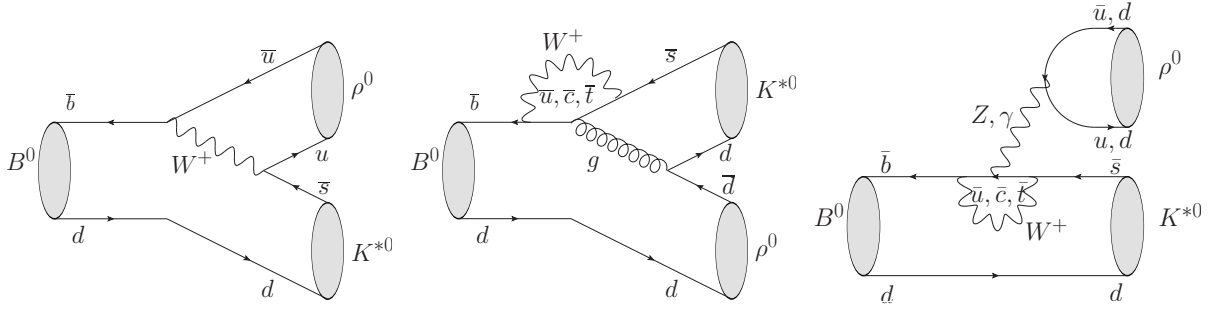


Figure 1: Leading Feynman diagrams in the  $B^0 \rightarrow \rho^0 K^{*0}$  decay, from left to right: doubly Cabibbo-suppressed tree, gluonic-penguin and electroweak-penguin diagrams.

decay to be  $f^0 = 0.40 \pm 0.08 \pm 0.11$ . The measurement of the  $CP$ -averaged longitudinal polarisation of  $B^0 \rightarrow \omega(\rightarrow \pi^+\pi^-\pi^0)K^{*0}$  decays has been performed by both BaBar and Belle collaborations yielding  $f^0 = 0.72 \pm 0.14 \pm 0.02$  [16] and  $f^0 = 0.56 \pm 0.29^{+0.18}_{-0.08}$  [17], respectively.

In this paper an amplitude analysis of the  $B^0$  decay to  $(\pi^+\pi^-)(K^+\pi^-)$  final state in the two-body invariant mass windows  $300 < m(\pi^+\pi^-) < 1100 \text{ MeV}/c^2$  and  $750 < m(K^+\pi^-) < 1200 \text{ MeV}/c^2$  is presented. The analysis uses the data sample collected during the LHC Run I, corresponding to an integrated luminosity of  $1 \text{ fb}^{-1}$  of  $pp$  collisions taken by the LHCb experiment in 2011 at a centre-of-mass energy of  $\sqrt{s} = 7 \text{ TeV}$  and to  $2 \text{ fb}^{-1}$  recorded during 2012 at  $\sqrt{s} = 8 \text{ TeV}$ . In the considered  $(\pi^+\pi^-)$  invariant-mass range the vector resonances  $\rho^0$  and  $\omega$  are expected to contribute, together with the scalar resonances  $f_0(500)$ ,  $f_0(980)$  and  $f_0(1370)$ . The  $(K^+\pi^-)$  spectrum is dominated by the vector  $K^{*0}(892)$  resonance, but contributions due to the nonresonant  $(K^+\pi^-)$  interaction and the  $K_0^{*0}(1430)$  state are also accounted for. A measurement of the  $CP$  asymmetries for the different amplitudes is made, whereas no attempt is done to measure the overall branching fraction or the global direct  $CP$  asymmetry. The focus of the analysis is on the polarisation fractions of the vector-vector modes as well as the relative phases of the different contributions.

## 2 Detector and simulation

The LHCb detector [18, 19] is a single-arm forward spectrometer covering the pseudorapidity range  $2 < \eta < 5$ , designed for the study of particles containing  $b$  or  $c$  quarks. The detector includes a high-precision tracking system consisting of a silicon-strip vertex detector surrounding the  $pp$  interaction region, a large-area silicon-strip detector located upstream of a dipole magnet with a bending power of about  $4 \text{ Tm}$ , and three stations of silicon-strip detectors and straw drift tubes placed downstream of the magnet. The tracking system provides a measurement of the momentum,  $p$ , of charged particles with a relative uncertainty that varies from  $0.5\%$  at low momentum to  $1.0\%$  at  $200 \text{ GeV}/c$ . The minimum distance of a track to a primary vertex (PV), the impact parameter (IP), is measured with a resolution of  $(15 + 29/p_T) \mu\text{m}$ , where  $p_T$  is the component of the momentum transverse to the beam, in  $\text{GeV}/c$ . Different types of charged hadrons are distinguished using information from two ring-imaging Cherenkov detectors. Photons, electrons and hadrons are identified by a calorimeter system consisting of scintillating-pad

and preshower detectors, an electromagnetic and a hadronic calorimeter. Muons are identified by a system composed of alternating layers of iron and multiwire proportional chambers. The identification of the particles species (PID) is performed with dedicated neural networks based on discriminating variables that combine information from the above mentioned detectors [20].

The online event selection is performed by a trigger, which consists of a hardware stage, based on information from the calorimeter and muon systems, followed by a software stage, which applies a full event reconstruction. In the offline selection, trigger signals are associated with reconstructed particles. Selection requirements can therefore be made on the trigger selection itself and on whether the decision was due to the signal candidate (Triggered On Signal, TOS), other particles produced in the  $pp$  collision (Triggered Independent of Signal, TIS), or a combination of both. In this work, the overlap of both trigger categories is included in the TIS category and candidates are split according to TIS and TOSnotTIS trigger decision to define disjoint analysis samples.

Simulated samples are used to describe the detector acceptance effects, to optimise the selection of signal candidates and to describe the  $B_s^0 \rightarrow K^{*0} \bar{K}^{*0}$  background. They are corrected using data. Simulated samples of both resonant,  $B^0 \rightarrow \rho^0 K^{*0}$ , and nonresonant,  $B^0 \rightarrow (\pi^+ \pi^-)(K^+ \pi^-)$ , modes are combined to describe the signal candidates. In the simulation,  $pp$  collisions are generated using PYTHIA [21, 22] with a specific LHCb configuration [23]. Decays of hadronic particles are described by EVTGEN [24], in which final-state radiation is generated using PHOTOS [25]. The interaction of the generated particles with the detector, and its response, are implemented using the GEANT4 toolkit [26] as described in Ref. [27].

### 3 Signal selection

The event selection is based on the topology of the  $B^0 \rightarrow \rho^0(\rightarrow \pi^+ \pi^-) K^{*0}(\rightarrow K^+ \pi^-)$  decay. Each vector-resonance candidate is formed by combining two pairs of oppositely charged tracks that are required to originate from a common vertex, to have transverse momentum above 500 MeV/ $c$  and large impact parameter significance,  $\chi_{\text{IP}}^2 > 16$ , with respect to any PV in the event. Here the impact parameter significance is defined as the difference in the vertex fit  $\chi^2$  of a given PV when it is reconstructed with and without the track candidate. In addition, each vector resonance candidate is required to have transverse momentum larger than 900 MeV/ $c$  and total momentum larger than 1 GeV/ $c$ . The  $B^0$  candidates are formed by combining the aforementioned four tracks, which must form a good quality vertex. These candidates are required to have flight direction aligned with their momentum vector and a small significance,  $\chi_{\text{IP}}^2 < 20$ , of the impact parameter with respect to their production PV.

The final-state particle with the largest neural network PID kaon hypothesis is assigned to be the kaon candidate, while the remaining three particles are required to be consistent with the pion hypothesis. A dedicated PID requirement on the kaon candidate, against its probability of being identified as a proton, reduces the contribution from the  $\Lambda_b^0 \rightarrow p \pi^- \pi^+ \pi^-$  decay mode to a negligible level. Pairs of  $(\pi^+ \pi^-)$  and  $(K^+ \pi^-)$  are formed selecting the combinations that fulfil the two-body invariant-mass range requirements  $300 < m(\pi^+ \pi^-) < 1100 \text{ MeV}/c^2$  and  $750 < m(K^+ \pi^-) < 1200 \text{ MeV}/c^2$ , while having a four-body invariant mass within the  $5190 < m(\pi^+ \pi^- K^+ \pi^-) < 5700 \text{ MeV}/c^2$  range. Back-

grounds from partially reconstructed  $B^0$  decays do not enter the selected  $m(\pi^+\pi^-K^+\pi^-)$  invariant-mass range. The potential ambiguity on the assignment of the same-sign pions to the  $(\pi^+\pi^-)$  and  $(K^+\pi^-)$  pairs is reduced to a negligible level by the requirements on the invariant masses.

A possible source of background is due to  $B^0 \rightarrow \bar{D}^0(\rightarrow K^+\pi^-)\pi^+\pi^-$  decays, where the final state particles are incorrectly paired. To remove this background, candidates are reconstructed under the alternate pairing hypothesis and those within a  $20 \text{ MeV}/c^2$  window around the known mass of the  $D^0$  meson [3] are rejected. The requirements placed on the two-body invariant masses and a dedicated constraint on one of the angular variables,  $|\cos \theta_{\pi\pi}| < 0.8$  (variable defined in Sect. 5), strongly suppress background contributions from other decays proceeding via three-body resonances, such as  $B^0 \rightarrow D^-\pi^+$ ,  $B^0 \rightarrow a_1(1260)^-K^+$  or  $B^0 \rightarrow K_1(1270)^+\pi^-$ .

Background due to random combinations of tracks (combinatorial) is suppressed by means of a boosted decision tree (BDT) [28, 29] multivariate classifier. The discriminating power of the BDT is achieved using several kinematic (transverse momentum of the  $B^0$  candidate) and topological variables (related to the  $B^0$  decay vertex, such as the fit quality and the separation from the PV), which are optimal for discrimination between the signal and the background while not biasing the two-body invariant mass distributions.

Different BDTs are trained for the 2011 and 2012 data-taking periods to account for their different centre-of-mass energies. Candidates in the upper side band of the four-body invariant mass spectrum,  $m(\pi^+\pi^-K^+\pi^-) > 5540 \text{ MeV}/c^2$ , are used as the background training sample while candidates from a simulated signal sample are used as the signal training sample. Both samples are randomly split into two to allow for testing of the BDT performance and to check for possible overtraining of the algorithm. The optimal threshold for the BDT output value is determined by requiring a background rejection power in the training and testing samples larger than 99%. This choice maximises the product of signal purity and significance. Once the full selection is applied, 0.1% of events contain multiple candidates, which share at least one of the final-state particles. Among these, only the candidate with the highest BDT output value is kept in the analysed sample. The resulting data sample is dominated by signal candidates, with a small contribution from random combinations of tracks and from  $B_s^0 \rightarrow (K^+\pi^-)(K^-\pi^+)$  decays. In addition, there is a hint of a  $\bar{B}_s^0 \rightarrow (\pi^+\pi^-)(K^+\pi^-)$  contribution in the selected data sample.

## 4 Fit to the four-body invariant mass spectrum

A fit to the four-body invariant mass distribution is performed simultaneously on the four categories studied in the analysis (split according to trigger decision and data-taking year). The fit is also simultaneous in the two charge-conjugate final states, which define the  $B^0$  and  $\bar{B}^0$  samples.

For each category, signal weights from the four-body invariant mass fit are used to produce background-subtracted data samples by means of the *sPlot* [30] technique. This allows the amplitude fit to be performed on a sample that represents only the signal and avoids making assumptions on the multidimensional shapes of the backgrounds.

Prior to performing the four-body invariant-mass fit, the  $B_s^0 \rightarrow (K^+\pi^-)(K^-\pi^+)$  contribution is subtracted by injecting simulated events with negative weights after estimation of their per-category yield. In order to perform this estimation, the PID selection requirement

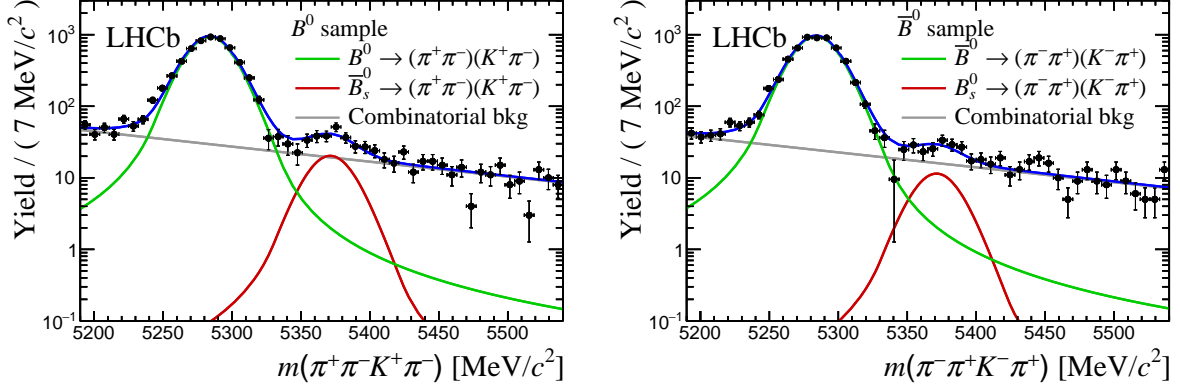


Figure 2: Fit to the invariant-mass distribution of selected (left)  $B^0$  and (right)  $\bar{B}^0$  candidates after the subtraction of  $B_s^0 \rightarrow K^{*0} \bar{K}^{*0}$  background decays. The four trigger and data-taking year categories are aggregated in the figures. The contributions due to the  $B^0 \rightarrow (\pi^+ \pi^-)(K^+ \pi^-)$  signal,  $\bar{B}_s^0 \rightarrow (\pi^+ \pi^-)(K^+ \pi^-)$  background and combinatorial background are represented by the solid green, red and grey lines, respectively. Data are shown using black dots and the overall fit is represented by the solid blue line.

on one of the final-state pions is changed to select  $(K^+ \pi^-)(K^- \pi^+)$  candidates instead of the nominal  $(\pi^+ \pi^-)(K^+ \pi^-)$  final state. The  $(K^+ \pi^-)(K^- \pi^+)$  four-body invariant-mass spectrum is fitted to obtain the yield of this background, which is then corrected by the ratio of PID efficiencies, computed using data, to obtain its final contribution to the analysed data sample. The reason for this particular treatment is that, when the kaon is misidentified as a pion, the reconstructed mass of these candidates spans widely in the spectrum underneath the  $B^0$  and  $\bar{B}_s^0$  signal peaks. To ensure a proper cancellation of this background, the injected  $B_s^0 \rightarrow (K^+ \pi^-)(K^- \pi^+)$  simulated events are weighted according to a probability density function (PDF) whose physical parameters (describing the  $VV$ ,  $VS$  and  $SS$  amplitudes) are taken from a previous measurement [31].

The resulting data samples are fitted to a model where the signal peak is described with an Hypatia distribution [32], consisting of a Gaussian-like core and asymmetric tails. Its parameters, except for the mean and width values which are free to vary, are determined from a fit to the distribution of signal candidates obtained from simulation. The contribution from the  $\bar{B}_s^0 \rightarrow (\pi^+ \pi^-)(K^+ \pi^-)$  mode is described by the same distribution used for the signal, except for with a mean value that is shifted by the known  $B_s^0$  and  $B^0$  mass difference [3]. Finally, an exponential function accounts for the combinatorial background. Figure 2 shows the simultaneous four-body invariant-mass fit result separated for  $B^0$  and  $\bar{B}^0$  samples. Table 1 shows the yields obtained in each of the eight fitting categories.

## 5 Amplitude fit

An amplitude analysis is performed on the background-subtracted samples obtained as described in Sect. 4. The isobar model [33–35], in which an overall rate is built from the coherent sum over the considered contributions, is used to build the total decay amplitude under the quasi-two-body assumption. In the nominal fit, a total of fourteen components, listed in Table 2, are accounted for in the analysed region of the  $(\pi^+ \pi^-)$  and  $(K^+ \pi^-)$

Table 1: Yields obtained in the extended simultaneous four-body invariant mass fit to the four categories and for the two final states. The quoted uncertainties are statistical only.

Final State	Year	Trigger	$B^0$	$\bar{B}_s^0$	Combinatorial
$(\pi^+\pi^-)(K^+\pi^-)$	2011	TIS	$985 \pm 34$	$20 \pm 9$	$249 \pm 23$
		T0SnoTIS	$615 \pm 27$	$7 \pm 5$	$134 \pm 17$
	2012	TIS	$2451 \pm 54$	$62 \pm 13$	$487 \pm 35$
		T0SnoTIS	$1422 \pm 41$	$30 \pm 9$	$250 \pm 24$
Final State	Year	Trigger	$\bar{B}^0$	$B_s^0$	Combinatorial
$(\pi^+\pi^-)(K^-\pi^+)$	2011	TIS	$1013 \pm 34$	$4 \pm 7$	$204 \pm 22$
		T0SnoTIS	$620 \pm 26$	$6 \pm 4$	$69 \pm 12$
	2012	TIS	$2521 \pm 53$	$46 \pm 13$	$437 \pm 32$
		T0SnoTIS	$1439 \pm 40$	$12 \pm 7$	$220 \pm 23$

two-body invariant masses.

The angular distributions are described using the helicity angles, depicted in Fig. 3, where  $\theta_{\pi\pi}$  is the angle between the  $\pi^+$  direction in the  $(\pi^+\pi^-)$  rest frame and the  $(\pi^+\pi^-)$  direction in the  $B^0$  rest frame,  $\theta_{K\pi}$  is the angle between the  $K^+$  direction in the  $(K^+\pi^-)$  rest frame and the  $(K^+\pi^-)$  direction in the  $B^0$  rest frame, and  $\phi$  is the angle between the  $(\pi^+\pi^-)$  and the  $(K^+\pi^-)$  decay planes. The angular functions,  $g_i(\theta_{\pi\pi}, \theta_{K\pi}, \phi)$ , are built from spherical harmonics and are listed in Table 2. The dependence of the total amplitude on the two-body invariant masses,  $R_i(m_{\pi\pi}, m_{K\pi})$ , is described by the product of  $(\pi^+\pi^-)$  and  $(K^+\pi^-)$  propagators,  $M(m_{ij})$ , and distinguishes resonances with the same angular dependence. These terms depend on the mass propagator choice and are described as

$$\begin{aligned}
R_i(m_{\pi\pi}, m_{K\pi}) = & B_{L_{B^0}} \times \left( \frac{q_{(K\pi)(\pi\pi)}}{m_{B^0}} \right)^{L_{B^0}} \times B_{L_R} \times \left( \frac{q_{\pi\pi}}{m_R} \right)^{L_R} \times M(m_{\pi\pi}) \\
& \times B_{L_{R'}} \times \left( \frac{q_{K\pi}}{m_{R'}} \right)^{L_{R'}} \times M'(m_{K\pi}) \times \Phi(m_{\pi\pi}, m_{K\pi}),
\end{aligned} \tag{1}$$

where  $q_{ij}$  stands for the relative momentum of the final state particles in their parent's rest frame;  $\Phi(m_{\pi\pi}, m_{K\pi})$  represents the four-body phase-space density,  $m_{R^{(\prime)}}$ , the Breit–Wigner mass of the resonance  $R^{(\prime)}$ ; and  $B_L$  represents the Blatt–Weisskopf [36] barrier penetration factor, which depends on the resonance radius and on the relative angular momentum between the decay products,  $L$ . The value of  $L$  influences not only the angular distributions but also the shapes of the two-body invariant-mass distributions due to the aforementioned barrier factors, which originate in the production and decay processes of a resonance. In the nominal fit the barrier factor arising from the production process of the vector-mesons is not included, and thus the value  $L = 0$  is used. A systematic uncertainty is assigned because of this assumption.

In the selected region of  $(\pi^+\pi^-)$  invariant mass the following resonances are expected to contribute and thus are included. The scalar ( $S$ ) resonances  $f_0(500)$  and  $f_0(1370)$ ,



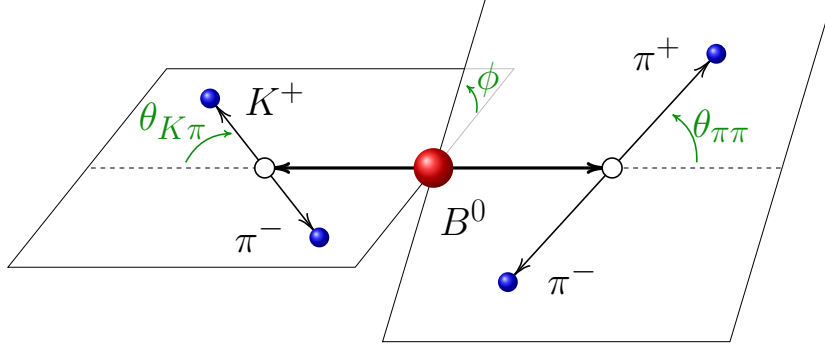


Figure 3: Definition of the helicity angles in the  $B^0 \rightarrow \rho^0 K^{*0}$  decay.

described with relativistic spin-0 Breit–Wigner functions, and the  $f_0(980)$  meson, described with a Flatté parametrisation [37]. Also included are the vector ( $V$ ) resonances  $\omega$ , described with a relativistic spin-1 Breit–Wigner shape, and  $\rho^0$ , described with the Gounaris–Sakurai parametrisation [38].

The analysed invariant mass region of  $(K^+\pi^-)$  candidates is dominated by two contributions: the vector  $K^*(892)^0$  resonance, described with a relativistic spin-1 Breit–Wigner, and scalar states, which are comprised of the resonant state  $K_0^*(1430)^0$  and a nonresonant component. The phase evolution of the scalar amplitude is parametrised by the LASS function [39], while its modulus is modified with a real exponential form factor obtained from a one-dimensional fit to the  $(K^+\pi^-)$  invariant-mass spectrum of the efficiency-corrected data sample.

Depending on the spin of the resonant states, different possible amplitudes can contribute to the final state: the combination of two scalars or of a scalar with a vector resonance proceeds via one possible configuration, while in case of two vector resonances three transversity amplitudes contribute to the decay rate ( $A^0, A^\parallel$  and  $A^\perp$ ). The transversity  $(0, \parallel, \perp)$  basis is obtained from a linear transformation of the helicity  $(00, ++, --)$  states that results in amplitudes with defined  $P$  eigenvalues. Table 2 gathers the list of considered amplitudes with their corresponding parity and the angular and two-body invariant mass dependence for each term.

The fit PDF is defined as the differential decay rate,

$$\frac{d^5\Gamma}{dm_{\pi\pi}^2 dm_{K\pi}^2 d\cos\theta_{\pi\pi} d\cos\theta_{K\pi} d\phi} = \frac{8}{9\pi} \Phi(m_{\pi\pi}, m_{K\pi}) \times \sum_{i=1}^{14} \sum_{j=1}^{14} [A_i g_i(\theta_{\pi\pi}, \theta_{K\pi}, \phi) R_i(m_{\pi\pi}, m_{K\pi})] [A_j g_j(\theta_{\pi\pi}, \theta_{K\pi}, \phi) R_j(m_{\pi\pi}, m_{K\pi})]^*, \quad (2)$$

where indices  $i$  and  $j$  run over the list given by the first column of Table 2.

The normalisation of the PDF implies that one of these quantities must be fixed to a reference value. For convenience, each amplitude is described in the fit by two parameters representing the real and imaginary parts. The cartesian representation of these complex quantities is preferred to avoid degeneracies in the determination of the phases in case of amplitudes with small magnitudes. The  $A_{\rho(K\pi)}(VS)$  component has a sizeable fit fraction, so it is picked as the reference for the normalisation of the PDF in both  $B$  and  $B^0$  models,

Table 2: Contributions to the total amplitude and their angular and mass dependencies.

$i$	State	Parity	$A_i$	$g_i(\theta_{\pi\pi}, \theta_{K\pi}, \phi)$	$R_i(m_{\pi\pi}, m_{K\pi})$
1	$VV$	1	$A_{\rho K^*}^0$	$\cos \theta_{\pi\pi} \cos \theta_{K\pi}$	$M_\rho(m_{\pi\pi})M_{K^*}(m_{K\pi})$
2	$VV$	1	$A_{\rho K^*}^\parallel$	$\frac{1}{\sqrt{2}} \sin \theta_{\pi\pi} \sin \theta_{K\pi} \cos \phi$	$M_\rho(m_{\pi\pi})M_{K^*}(m_{K\pi})$
3	$VV$	-1	$A_{\rho K^*}^\perp$	$\frac{i}{\sqrt{2}} \sin \theta_{\pi\pi} \sin \theta_{K\pi} \sin \phi$	$M_\rho(m_{\pi\pi})M_{K^*}(m_{K\pi})$
4	$VV$	1	$A_{\omega K^*}^0$	$\cos \theta_{\pi\pi} \cos \theta_{K\pi}$	$M_\omega(m_{\pi\pi})M_{K^*}(m_{K\pi})$
5	$VV$	1	$A_{\omega K^*}^\parallel$	$\frac{1}{\sqrt{2}} \sin \theta_{\pi\pi} \sin \theta_{K\pi} \cos \phi$	$M_\omega(m_{\pi\pi})M_{K^*}(m_{K\pi})$
6	$VV$	-1	$A_{\omega K^*}^\perp$	$\frac{i}{\sqrt{2}} \sin \theta_{\pi\pi} \sin \theta_{K\pi} \sin \phi$	$M_\omega(m_{\pi\pi})M_{K^*}(m_{K\pi})$
7	$VS$	1	$A_{\rho(K\pi)}$	$\frac{1}{\sqrt{3}} \cos \theta_{\pi\pi}$	$M_\rho(m_{\pi\pi})M_{(K\pi)}(m_{K\pi})$
8	$VS$	1	$A_{\omega(K\pi)}$	$\frac{1}{\sqrt{3}} \cos \theta_{\pi\pi}$	$M_\omega(m_{\pi\pi})M_{(K\pi)}(m_{K\pi})$
9	$SV$	1	$A_{f_0(500)K^*}$	$\frac{1}{\sqrt{3}} \cos \theta_{K\pi}$	$M_{f_0(500)}(m_{\pi\pi})M_{K^*}(m_{K\pi})$
10	$SV$	1	$A_{f_0(980)K^*}$	$\frac{1}{\sqrt{3}} \cos \theta_{K\pi}$	$M_{f_0(980)}(m_{\pi\pi})M_{K^*}(m_{K\pi})$
11	$SV$	1	$A_{f_0(1370)K^*}$	$\frac{1}{\sqrt{3}} \cos \theta_{K\pi}$	$M_{f_0(1370)}(m_{\pi\pi})M_{K^*}(m_{K\pi})$
12	$SS$	1	$A_{f_0(500)(K\pi)}$	$\frac{1}{3}$	$M_{f_0(500)}(m_{\pi\pi})M_{(K\pi)}(m_{K\pi})$
13	$SS$	1	$A_{f_0(980)(K\pi)}$	$\frac{1}{3}$	$M_{f_0(980)}(m_{\pi\pi})M_{(K\pi)}(m_{K\pi})$
14	$SS$	1	$A_{f_0(1370)(K\pi)}$	$\frac{1}{3}$	$M_{f_0(1370)}(m_{\pi\pi})M_{(K\pi)}(m_{K\pi})$

which is ensured by the following arbitrary choice

$$\mathcal{R}e(A_{\rho(K\pi)}) = 2, \text{ and } \mathcal{I}m(A_{\rho(K\pi)}) = 0. \quad (3)$$

To allow the identification of the squared amplitudes with the contribution of each component, relative to the  $A_{\rho(K\pi)}$ , in the selected mass range, the mass terms are normalised according to

$$\int_{m_l'}^{m_u'} \int_{m_l}^{m_u} |R_i(m_{\pi\pi}, m_{K\pi})|^2 \Phi(m_{\pi\pi}, m_{K\pi}) dm_{\pi\pi}^2 dm_{K\pi}^2 = 1, \quad (4)$$

where  $m_l$  and  $m_u$  are the lower and upper limits of the two-body invariant mass spectra defined in Sect. 3. The global phases in the considered mass propagators are arbitrarily shifted to be zero at the Breit–Wigner masses of the  $\rho^0$  and  $K^{*0}$  mesons for  $m_{\pi\pi}$  and  $m_{K\pi}$ , respectively. In this way all phases are measured with respect to the same reference.

The analysed distributions are affected by the selection requirements and the detector acceptance. These effects are accounted for using the normalisation weights [40],  $w_{ij}$ ,

$$w_{ij} = \int \epsilon(m_{\pi\pi}, m_{K\pi}, \theta_{\pi\pi}, \theta_{K\pi}, \phi) \Phi(m_{\pi\pi}, m_{K\pi}) [g_i(\theta_{\pi\pi}, \theta_{K\pi}, \phi) R_i(m_{\pi\pi}, m_{K\pi})] \times \\ [g_j(\theta_{\pi\pi}, \theta_{K\pi}, \phi) R_j(m_{\pi\pi}, m_{K\pi})]^* dm_{\pi\pi}^2 dm_{K\pi}^2 d\cos \theta_{\pi\pi} d\cos \theta_{K\pi} d\phi, \quad (5)$$

where  $\epsilon$  is the total efficiency evaluated using simulation and the  $i$  and  $j$  indices correspond to those of Eq. 2. Since the efficiency depends on the trigger category and on the kinematics of the final-state particles, a different set of normalisation weights is calculated for each category.

From the amplitudes  $A_i$ , modelling  $B^0$  decays, and  $\bar{A}_i$ , describing  $\bar{B}^0$  decays, other physically meaningful observables can be derived. In particular, for the  $VV$  decays  $B^0 \rightarrow \rho^0 K^{*0}$  and  $B^0 \rightarrow \omega K^{*0}$ , these quantities are the polarisation fractions

$$f_{VV}^\lambda = \frac{|A_{VV}^\lambda|^2}{|A_{VV}^0|^2 + |A_{VV}^\parallel|^2 + |A_{VV}^\perp|^2}, \quad \lambda = 0, \parallel, \perp \quad (6)$$

with their  $CP$  averages,  $\tilde{f}$ , and asymmetries,  $\mathcal{A}$ ,

$$\tilde{f}_{VV}^\lambda = \frac{1}{2}(f_{VV}^\lambda + \bar{f}_{VV}^\lambda), \quad \mathcal{A}_{VV}^\lambda = \frac{\bar{f}_{VV}^\lambda - f_{VV}^\lambda}{\bar{f}_{VV}^\lambda + f_{VV}^\lambda}, \quad (7)$$

and the phase differences, measured with respect to the reference channel,  $B^0 \rightarrow \rho^0(K\pi)$ ,

$$\delta_{VV}^0 \equiv (\delta_{VV}^0 - \delta_{\rho(K\pi)}) = \arg(A_{VV}^0/A_{\rho(K\pi)}). \quad (8)$$

For comparison with theoretical predictions it is also convenient to compute the phase differences among the different  $VV$  amplitudes,

$$\delta_{VV}^{\parallel-0, \perp-0} \equiv (\delta_{VV}^{\parallel, \perp} - \delta_{VV}^0) = \arg(A_{VV}^{\parallel, \perp}/A_{VV}^0). \quad (9)$$

From these sets of observables, the phase differences of the  $CP$  average,  $\frac{1}{2}(\delta_{\bar{B}} + \delta_B)$ , and  $CP$  difference,  $\frac{1}{2}(\delta_{\bar{B}} - \delta_B)$ , are obtained. Ambiguities in this definition are resolved by choosing the smallest value of the  $CP$ -violating phase.

Finally, T-odd quantities as defined in Ref. [6] can be obtained from combinations of the polarisation fractions and their phase differences as

$$\mathcal{A}_T^1 = f_\perp f_0 \sin(\delta_\perp - \delta_0), \quad \mathcal{A}_T^2 = f_\perp f_\parallel \sin(\delta_\perp - \delta_\parallel). \quad (10)$$

The so-called *true* and *fake* TPA are then calculated as

$$\mathcal{A}_{T\text{-true}}^k = \frac{\mathcal{A}_T^k - \bar{\mathcal{A}}_T^k}{2}, \quad \mathcal{A}_{T\text{-fake}}^k = \frac{\mathcal{A}_T^k + \bar{\mathcal{A}}_T^k}{2}, \quad (11)$$

where  $k = 1, 2$  and the *true* or *fake* labels refer to whether the asymmetry is due to a real  $CP$  asymmetry or due to effects from final-state interactions that are  $CP$  symmetric. Observing a TPA value consistent with zero would not rule out the presence of  $CP$ -violating effects, since negligible  $CP$  averaged phase differences would suppress the asymmetries.

## 6 Results

The nominal fit, simultaneous in eight categories, is computationally very expensive due to the high dimensionality of the model and the large number of free parameters. To cope with this issue, the PDF is computed in parallel on a Graphical Processing Unit (GPU) using the **Ipanema** [41] framework. This parallelisation reduces the computing time by a

factor  $\sim 50$  when using `Minuit` [42] to minimise the likelihood function. The `Ipanema` framework is implemented using `pyCUDA` [43] and serves as interface to minimisation algorithms other than `Minuit`. In particular, it allows to use the `MultiNest` algorithm [44], which employs a multimodal nested sampling strategy to calculate the most likely values of the fitted parameters. Not relying on partial derivatives of the minimised function, the `MultiNest` method is very effective in finding minima of the likelihood function in weighted data samples, like in this work, and is thus preferred to `Minuit` to obtain the central values of the result. Despite its robustness, `MultiNest` is much slower than `Minuit` and therefore the latter was used to evaluate some systematic uncertainties using pseudoexperiments, as explained in Sect. 7.

The one-dimensional projections of the maximum-likelihood fit to the  $B^0$  and  $\bar{B}^0$  weighted data samples are shown in Fig. 4. The contribution of each partial wave is also shown. The fit results and their related observables, together with their statistical and total systematic uncertainties, anticipated from Sect. 7, are reported in Table 3. The statistical uncertainties on all the reported quantities are evaluated using pseudoexperiments to properly account for possible nonlinear correlations among the parameters. The amplitude fit is repeated using subsets of the total data sample, employing only one of the trigger categories or data from one of the data-taking periods, yielding compatible results within statistical uncertainties.

Using the nominal results and Eq. 11 the following values of the TPA are found

$$\begin{aligned} \mathcal{A}_{T\text{-fake}}^{\rho K^{*,1}} &= 0.042 \pm 0.005 \pm 0.005, & \mathcal{A}_{T\text{-fake}}^{\rho K^{*,2}} &= -0.004 \pm 0.006 \pm 0.007, \\ \mathcal{A}_{T\text{-fake}}^{\omega K^{*,1}} &= 0.04 \pm 0.04 \pm 0.04, & \mathcal{A}_{T\text{-fake}}^{\omega K^{*,2}} &= -0.005 \pm 0.021 \pm 0.023, \\ \\ \mathcal{A}_{T\text{-true}}^{\rho K^{*,1}} &= -0.0210 \pm 0.0050 \pm 0.0022, & \mathcal{A}_{T\text{-true}}^{\rho K^{*,2}} &= -0.003 \pm 0.006 \pm 0.005, \\ \mathcal{A}_{T\text{-true}}^{\omega K^{*,1}} &= 0.022 \pm 0.043 \pm 0.016, & \mathcal{A}_{T\text{-true}}^{\omega K^{*,2}} &= -0.014 \pm 0.021 \pm 0.017, \end{aligned}$$

where the first uncertainty is statistical and the second systematic. These results are compatible with SM expectations of TPAs below approximately 5% for charmless  $B^0 \rightarrow VV$  meson decays [6]. Nevertheless, theoretical predictions of TPAs in exclusive decays are strongly affected by the knowledge of the nonfactorisable terms in the helicity amplitudes due to long-distance effects. The measurements reported above add valuable information in this regard.

## 7 Systematic uncertainties

Several sources of systematic uncertainty are considered. In some cases their impact on the measurements is evaluated by means of pseudoexperiments, which are simulated samples having the same size as the analysed data sample and generated from the PDF.

**Uncertainties on the parameters of the mass propagators.** To assess the effect of the uncertainty in the mass, width and radii of the  $(\pi^+\pi^-)$  and  $(K^+\pi^-)$  propagators, a pseudoexperiment is generated with the default values used in the nominal fit. This sample is fitted two hundred times using alternative values for these parameters generated according to their known uncertainties. The distribution of all the values

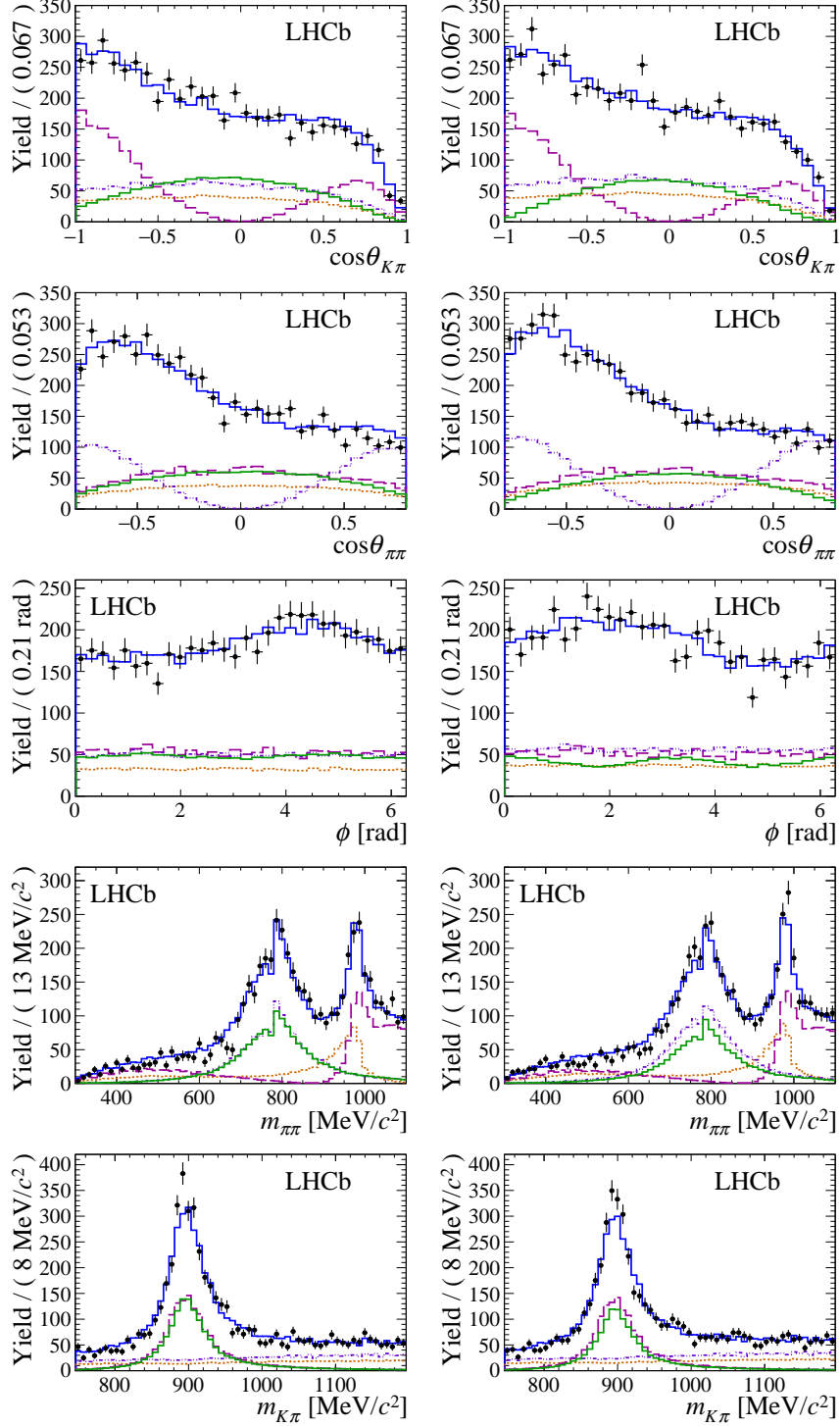


Figure 4: Projections of the amplitude fit to the (left)  $B^0$  and (right)  $\bar{B}^0$  data samples. The four trigger and data-taking year categories are aggregated in the figures. Data are shown by black points with uncertainties and the overall fit is represented by the solid blue line. The contributions of the partial waves sharing the same angular dependence are shown as (VV) solid green, (VS) dash-dotted violet, (SV) dashed dark magenta and (SS) dotted orange lines. Direct  $CP$ -violating effects are most visible in the projections of the VV component over  $\cos \theta_{K\pi}$  and  $\cos \theta_{\pi\pi}$  and in the different oscillation frequency in  $\phi$ .

Table 3: Numerical fit results for the  $CP$  averages and asymmetries in the (top) modulus and (bottom) phase differences of all the contributing amplitudes and among the  $VV$  polarisation fractions. For the numbers in the table, the first and second uncertainties correspond to the statistical and total systematic, respectively. The total systematic uncertainty is obtained from the sum in quadrature of the individual sources detailed in Sect. 7, accounting for 100% correlation of the common systematic uncertainties for  $B^0$  and  $\bar{B}^0$ .

Parameter	$CP$ average, $\tilde{f}$			$CP$ asymmetry, $\mathcal{A}$		
$ A_{\rho K^*}^0 ^2$	0.32	$\pm 0.04$	$\pm 0.07$	-0.75	$\pm 0.07$	$\pm 0.17$
$ A_{\rho K^*}^{\parallel} ^2$	0.70	$\pm 0.04$	$\pm 0.08$	-0.049	$\pm 0.053$	$\pm 0.019$
$ A_{\rho K^*}^{\perp} ^2$	0.67	$\pm 0.04$	$\pm 0.07$	-0.187	$\pm 0.051$	$\pm 0.026$
$ A_{\omega K^*}^0 ^2$	0.019	$\pm 0.010$	$\pm 0.012$	-0.6	$\pm 0.4$	$\pm 0.4$
$ A_{\omega K^*}^{\parallel} ^2$	0.0050	$\pm 0.0029$	$\pm 0.0031$	-0.30	$\pm 0.54$	$\pm 0.28$
$ A_{\omega K^*}^{\perp} ^2$	0.0020	$\pm 0.0019$	$\pm 0.0015$	-0.2	$\pm 0.9$	$\pm 0.4$
$ A_{\omega(K\pi)} ^2$	0.026	$\pm 0.011$	$\pm 0.025$	-0.47	$\pm 0.33$	$\pm 0.45$
$ A_{f_0(500)K^*} ^2$	0.53	$\pm 0.05$	$\pm 0.10$	-0.06	$\pm 0.09$	$\pm 0.04$
$ A_{f_0(980)K^*} ^2$	2.42	$\pm 0.13$	$\pm 0.25$	-0.022	$\pm 0.052$	$\pm 0.023$
$ A_{f_0(1370)K^*} ^2$	1.29	$\pm 0.09$	$\pm 0.20$	-0.09	$\pm 0.07$	$\pm 0.04$
$ A_{f_0(500)(K\pi)} ^2$	0.174	$\pm 0.021$	$\pm 0.039$	0.30	$\pm 0.12$	$\pm 0.09$
$ A_{f_0(980)(K\pi)} ^2$	1.18	$\pm 0.08$	$\pm 0.07$	-0.083	$\pm 0.066$	$\pm 0.023$
$ A_{f_0(1370)(K\pi)} ^2$	0.139	$\pm 0.028$	$\pm 0.039$	-0.48	$\pm 0.17$	$\pm 0.15$
$f_{\rho K^*}^0$	0.164	$\pm 0.015$	$\pm 0.022$	-0.62	$\pm 0.09$	$\pm 0.09$
$f_{\rho K^*}^{\parallel}$	0.435	$\pm 0.016$	$\pm 0.042$	0.188	$\pm 0.037$	$\pm 0.022$
$f_{\rho K^*}^{\perp}$	0.401	$\pm 0.016$	$\pm 0.037$	0.050	$\pm 0.039$	$\pm 0.015$
$f_{\omega K^*}^0$	0.68	$\pm 0.17$	$\pm 0.16$	-0.13	$\pm 0.27$	$\pm 0.13$
$f_{\omega K^*}^{\parallel}$	0.22	$\pm 0.14$	$\pm 0.15$	0.26	$\pm 0.55$	$\pm 0.22$
$f_{\omega K^*}^{\perp}$	0.10	$\pm 0.09$	$\pm 0.09$	0.3	$\pm 0.8$	$\pm 0.4$
Parameter	$CP$ average, $\frac{1}{2}(\delta_{\bar{B}} + \delta_B)$ [rad]			$CP$ difference, $\frac{1}{2}(\delta_{\bar{B}} - \delta_B)$ [rad]		
$\delta_{\rho K^*}^0$	1.57	$\pm 0.08$	$\pm 0.18$	0.12	$\pm 0.08$	$\pm 0.04$
$\delta_{\rho K^*}^{\parallel}$	0.795	$\pm 0.030$	$\pm 0.068$	0.014	$\pm 0.030$	$\pm 0.026$
$\delta_{\rho K^*}^{\perp}$	-2.365	$\pm 0.032$	$\pm 0.054$	0.000	$\pm 0.032$	$\pm 0.013$
$\delta_{\omega K^*}^0$	-0.86	$\pm 0.29$	$\pm 0.71$	0.03	$\pm 0.29$	$\pm 0.16$
$\delta_{\omega K^*}^{\parallel}$	-1.83	$\pm 0.29$	$\pm 0.32$	0.59	$\pm 0.29$	$\pm 0.07$
$\delta_{\omega K^*}^{\perp}$	1.6	$\pm 0.4$	$\pm 0.6$	-0.25	$\pm 0.43$	$\pm 0.16$
$\delta_{\omega(K\pi)}$	-2.32	$\pm 0.22$	$\pm 0.24$	-0.20	$\pm 0.22$	$\pm 0.14$
$\delta_{f_0(500)K^*}$	-2.28	$\pm 0.06$	$\pm 0.22$	-0.00	$\pm 0.06$	$\pm 0.05$
$\delta_{f_0(980)K^*}$	0.39	$\pm 0.04$	$\pm 0.07$	0.018	$\pm 0.038$	$\pm 0.022$
$\delta_{f_0(1370)K^*}$	-2.76	$\pm 0.05$	$\pm 0.09$	0.076	$\pm 0.051$	$\pm 0.025$
$\delta_{f_0(500)(K\pi)}$	-2.80	$\pm 0.09$	$\pm 0.21$	-0.206	$\pm 0.088$	$\pm 0.034$
$\delta_{f_0(980)(K\pi)}$	-2.982	$\pm 0.032$	$\pm 0.057$	-0.027	$\pm 0.032$	$\pm 0.013$
$\delta_{f_0(1370)(K\pi)}$	1.76	$\pm 0.10$	$\pm 0.11$	-0.16	$\pm 0.10$	$\pm 0.04$
$\delta_{\rho K^*}^{\parallel-\perp}$	3.160	$\pm 0.035$	$\pm 0.044$	0.014	$\pm 0.035$	$\pm 0.026$
$\delta_{\rho K^*}^{\parallel-0}$	-0.77	$\pm 0.09$	$\pm 0.06$	-0.109	$\pm 0.085$	$\pm 0.034$
$\delta_{\rho K^*}^{\perp-0}$	-3.93	$\pm 0.09$	$\pm 0.07$	-0.123	$\pm 0.085$	$\pm 0.035$
$\delta_{\omega K^*}^{\parallel-\perp}$	-3.4	$\pm 0.5$	$\pm 0.7$	0.84	$\pm 0.52$	$\pm 0.16$
$\delta_{\omega K^*}^{\parallel-0}$	-1.0	$\pm 0.4$	$\pm 0.6$	0.57	$\pm 0.41$	$\pm 0.17$
$\delta_{\omega K^*}^{\perp-0}$	2.4	$\pm 0.5$	$\pm 0.8$	-0.28	$\pm 0.51$	$\pm 0.24$

obtained for each observable is fitted with a Gaussian function whose width is taken as the systematic uncertainty.

**Angular momentum barrier factors.** As introduced in Sect. 5, the angular barrier factors arising from the production of the vector meson candidates are neglected. However,  $P$ -odd states and the  $VS/SV$  decay channels are only allowed to be produced with relative orbital angular momentum  $L = 1$ , while the  $VV$   $P$ -even transversity amplitudes both contain superposition of  $L = 0$  and  $L = 2$  orbital angular momentum states. These other configurations are allowed and the largest difference between the nominal and alternative fit results is assigned as a systematic uncertainty.

**Background subtraction.** To account for uncertainties in the background subtraction, the parameters of the Hypatia distributions are varied according to their uncertainties and the yield of  $B_s^0 \rightarrow K^{*0} \bar{K}^{*0}$  misidentified events is varied by  $\pm 2\sigma$ , along with the weights applied to cancel this background component. The four-body invariant-mass fit is repeated two hundred times to obtain alternative sets of signal weights accounting for each of the two sets of variations introduced. These are propagated to the amplitude fit and a systematic uncertainty assigned as described in the first item.

**Description of the kinematic acceptance.** Normalisation weights are obtained from simulated samples of limited size. Their statistical uncertainty is considered by using in the amplitude fit two hundred sets of alternative weights generated according to their covariance matrix.

**Masses and angular resolution.** In the nominal fit the resolution of the five observables is neglected. The systematic uncertainty due to this approximation is evaluated with pseudoexperiments. An ensemble of four hundred pseudoexperiments is generated and fitted before and after being smeared according to the resolution determined from simulation. The bias produced in the amplitude results is used to assess this uncertainty.

**Fit method.** A collection of eight hundred pseudoexperiments with the same number of candidates as observed in data is generated and fitted using the nominal PDF to evaluate biases induced by the fitting method.

**Pollution due to  $B^0 \rightarrow a_1(1260)^- K^+$  decays.** The same final state can also be produced by the  $B^0 \rightarrow a_1(1260)^- K^+$  decay followed by the  $a_1(1260)^- \rightarrow \pi^+ \pi^- \pi^-$  process. They are strongly suppressed in the analysed data sample due to the selected range of the two-body invariant-mass pairs, but even a small pollution ( $\sim 4\%$  relative amplitude with respect to the  $B^0 \rightarrow \rho^0 K^{*0}$  channel) may affect the results, due to the interference terms. Three sets of four hundred pseudoexperiments are generated with a pollution level compatible with data distributions. These three sets differ in the phase difference between the  $a_1(1260)^-$  contribution and the reference amplitude, covering different interference patterns ( $0, 2\pi/3$  and  $4\pi/3$ ). The maximum shift induced in the fit parameters is assigned as the corresponding systematic uncertainty. Other three-body decaying resonance contributions, such as

$B^0 \rightarrow K_1(1270)^+ \pi^-$ , are found to be fully rejected by the two-body invariant-mass requirements.

**Symmetrised ( $\pi\pi$ ) contribution in the model.** The two same-charge pions in the final state may be exchanged and the PDF re-evaluated. This combination does not fulfil the invariant-mass requirements on both quasi-two-body systems but the interference between both configurations might give rise to some effect on the fit parameters, which is evaluated by generating four hundred pseudoexperiments and comparing the results of fitting with and without this contribution.

**Simulation corrections.** Differences in the distributions of the  $B^0$  momentum, event multiplicity and the PID variables are observed between data and simulation and corrected for. Data is employed to obtain bidimensional efficiency maps, in bins of track pseudorapidity and momentum, for each year of data taking and magnet polarity. These maps are used to evaluate the PID track efficiency and to assign to each candidate a global PID efficiency weight. Furthermore, a second iterative method [45], is used to weight the simulated events and improve the description of the track multiplicity and  $B^0$  momentum distributions. The final fit results are obtained with the weights from the last iteration, and their difference with respect to those obtained using the weights from the previous to last iteration is assigned as the systematic uncertainty.

The resulting systematic uncertainties are reported in Tables 5 and 6 in Appendix B. The pollution due to  $B^0 \rightarrow a_1(1260)^- K^+$  decays represents the largest source of systematic uncertainty for the parameters related to the  $VV$  waves, while the uncertainty on the parameters used in the mass propagators and the resolution effects dominate the systematic uncertainties of the parameters related to the various  $S$ -waves.

## 8 Summary and conclusions

The first full amplitude analysis of  $B^0 \rightarrow (\pi^+ \pi^-)(K^+ \pi^-)$  decays in the two-body invariant mass windows of  $300 < m(\pi^+ \pi^-) < 1100 \text{ MeV}/c^2$  and  $750 < m(K^+ \pi^-) < 1200 \text{ MeV}/c^2$  is presented. The fit model is built using the isobar approach and accounts for 10 decay channels leading to a total of 14 interfering amplitudes. A remarkably small longitudinal polarisation fraction and a significant direct  $CP$  asymmetry are measured for the  $B^0 \rightarrow \rho(770)^0 K^*(892)^0$  mode, hinting at a relevant contribution from the colour-allowed electroweak-penguin amplitude,

$$\tilde{f}_{\rho K^*}^0 = 0.164 \pm 0.015 \pm 0.022 \quad \text{and} \quad \mathcal{A}_{\rho K^*}^0 = -0.62 \pm 0.09 \pm 0.09,$$

where the first uncertainty is statistical and the second, systematic. The significance of the  $CP$  asymmetry is obtained by dividing the value of the asymmetry by the sum in quadrature of the statistical and systematic uncertainties and is found to be in excess of 5 standard deviations. This is the first significant observation of  $CP$  asymmetry in angular distributions of  $B^0 \rightarrow VV$  decays. A determination of the equivalent parameters for the  $B^0 \rightarrow \omega K^{*0}$  mode is also made, resulting in

$$\tilde{f}_{\omega K^*}^0 = 0.68 \pm 0.17 \pm 0.16 \quad \text{and} \quad \mathcal{A}_{\omega K^*}^0 = -0.13 \pm 0.27 \pm 0.13.$$



Table 4: Comparison of theoretical predictions for the  $B^0 \rightarrow \rho(770)^0 K^{*}(892)^0$  mode with the results obtained from this analysis. It should be noted that the theoretical predictions involving the  $CP$  averaged value of  $\delta_{\rho K^*}^\perp$  have been shifted by  $\pi$  on account of the different phase conventions used in the theoretical and experimental works.

Observable		QCDF [4]	pQCD [11]	This work
$f_{\rho K^*}^0$	$CP$ average	$0.22^{+0.03+0.53}_{-0.03-0.14}$	$0.65^{+0.03+0.03}_{-0.03-0.04}$	$0.164 \pm 0.015 \pm 0.022$
	$CP$ asymmetry	$-0.30^{+0.11+0.61}_{-0.11-0.49}$	$0.0364^{+0.0120}_{-0.0107}$	$-0.62 \pm 0.09 \pm 0.09$
$f_{\rho K^*}^\perp$	$CP$ average	$0.39^{+0.02+0.27}_{-0.02-0.07}$	$0.169^{+0.027}_{-0.018}$	$0.401 \pm 0.016 \pm 0.037$
	$CP$ asymmetry	—	$-0.0771^{+0.0197}_{-0.0186}$	$0.050 \pm 0.039 \pm 0.015$
$\delta_{\rho K^*}^{\parallel-0}$	$CP$ average [rad]	$-0.7^{+0.1+1.1}_{-0.1-0.8}$	$-1.61^{+0.02}_{-3.06}$	$-0.77 \pm 0.09 \pm 0.06$
	$CP$ difference [rad]	$0.30^{+0.09+0.38}_{-0.09-0.33}$	$-0.001^{+0.017}_{-0.018}$	$-0.109 \pm 0.085 \pm 0.034$
$\delta_{\rho K^*}^{\parallel-\perp}$	$CP$ average [rad]	$\equiv \pi$	$3.15^{+0.02}_{-4.30}$	$3.160 \pm 0.035 \pm 0.044$
	$CP$ difference [rad]	$\equiv 0$	$-0.003^{+0.025}_{-0.024}$	$0.014 \pm 0.035 \pm 0.026$

The phase differences between the perpendicular and parallel polarisation,  $\delta_{\rho K^*}^{\parallel-\perp}$ , are found to be very close to  $\pi$  and 0, for the  $CP$  averaged and  $CP$  difference values, respectively. These are in good agreement with theoretical predictions computed in both QCDF and pQCD frameworks. Table 4 shows a comparison among the results obtained in this analysis and the most recent predictions in these two theoretical approaches.

## Acknowledgements

We express our gratitude to our colleagues in the CERN accelerator departments for the excellent performance of the LHC. We thank the technical and administrative staff at the LHCb institutes. We acknowledge support from CERN and from the national agencies: CAPES, CNPq, FAPERJ and FINEP (Brazil); MOST and NSFC (China); CNRS/IN2P3 (France); BMBF, DFG and MPG (Germany); INFN (Italy); NWO (Netherlands); MNiSW and NCN (Poland); MEN/IFA (Romania); MSHE (Russia); MinECo (Spain); SNSF and SER (Switzerland); NASU (Ukraine); STFC (United Kingdom); NSF (USA). We acknowledge the computing resources that are provided by CERN, IN2P3 (France), KIT

and DESY (Germany), INFN (Italy), SURF (Netherlands), PIC (Spain), GridPP (United Kingdom), RRCKI and Yandex LLC (Russia), CSCS (Switzerland), IFIN-HH (Romania), CBPF (Brazil), PL-GRID (Poland) and OSC (USA). We are indebted to the communities behind the multiple open-source software packages on which we depend. Individual groups or members have received support from AvH Foundation (Germany); EPLANET, Marie Skłodowska-Curie Actions and ERC (European Union); ANR, Labex P2IO and OCEVU, and Région Auvergne-Rhône-Alpes (France); Key Research Program of Frontier Sciences of CAS, CAS PIFI, and the Thousand Talents Program (China); RFBR, RSF and Yandex LLC (Russia); GVA, XuntaGal and GENCAT (Spain); the Royal Society and the Leverhulme Trust (United Kingdom); Laboratory Directed Research and Development program of LANL (USA).

## Appendices

### A Legend

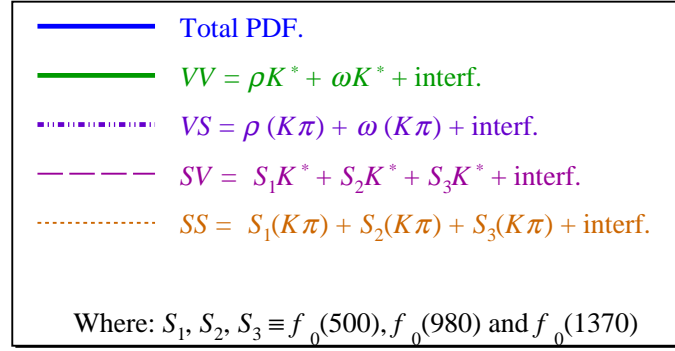


Figure 5: Legend for the plots. The partial waves sharing the same angular dependence are represented as (VV) solid green, (VS) dash-dotted violet, (SV) dashed dark magenta and (SS) dotted orange lines. The overall fit is shown by a solid blue line.

### B Breakdown of the systematic uncertainties

Table 5: Table (I) of the systematic uncertainties. The abbreviations  $S1$ ,  $S2$  and  $S3$  stand for  $f_0(500)$ ,  $f_0(980)$  and  $f_0(1370)$ , respectively. Negligible values are represented by a dash (—).

Systematic uncertainty		$ A_{\rho K^*}^0 ^2$	$ A_{\rho K^*}^{\parallel} ^2$	$ A_{\rho K^*}^{\perp} ^2$	$ A_{\omega K^*}^0 ^2$	$ A_{\omega K^*}^{\parallel} ^2$	$ A_{\omega K^*}^{\perp} ^2$	$ A_{\omega(K\pi)} ^2$	$ A_{S1K^*} ^2$	$ A_{S2K^*} ^2$	$ A_{S3K^*} ^2$
$CP$ averages	Centrifugal barrier factors	—	—	—	—	0.0001	—	0.001	0.01	0.01	0.04
	Hypatia parameters	—	—	—	—	—	—	—	—	—	—
	$B_s^0 \rightarrow K^{*0} \bar{K}^{*0}$ bkg.	0.01	0.01	0.01	0.001	0.0004	0.0002	0.001	0.01	0.02	0.01
	Simulation sample size	0.01	0.01	0.01	0.002	0.0007	0.0003	0.005	0.02	0.06	0.04
	Data-Simulation corrections	—	—	—	—	0.0002	—	—	—	—	—
$CP$ asym.	Centrifugal barrier factors	—	—	0.004	—	—	—	0.01	—	0.003	0.01
	Hypatia parameters	—	0.002	0.002	—	0.01	—	0.01	—	0.002	—
	$B_s^0 \rightarrow K^{*0} \bar{K}^{*0}$ bkg.	0.03	0.011	0.013	—	0.13	0.1	0.01	0.02	0.005	0.01
	Simulation sample size	0.02	0.014	0.011	0.1	0.17	0.4	0.14	0.04	0.022	0.03
	Data-Simulation corrections	—	0.001	—	—	0.01	—	0.01	—	—	—
Common $(B^0, \bar{B}^0)$	Mass propagators parameters	0.01	0.033	0.040	0.002	0.0003	0.0001	0.002	0.07	0.170	0.12
	Masses and angles resolution	0.01	0.023	0.040	0.010	0.0028	0.0010	0.024	0.03	0.050	0.10
	Fit method	0.01	0.007	0.007	0.004	0.0005	0.0010	0.001	0.01	0.029	—
	$a_1(1260)$ pollution	0.06	0.070	0.019	0.003	0.0005	0.0002	0.003	0.05	0.130	0.10
	Symmetrised $(\pi\pi)$ PDF	0.04	0.030	0.021	—	0.0008	0.0003	0.004	0.03	0.080	0.06
Systematic uncertainty		$ A_{S1(K\pi)} ^2$	$ A_{S2(K\pi)} ^2$	$ A_{S3(K\pi)} ^2$	$\delta_{\rho K^*}^0$	$\delta_{\rho K^*}^{\parallel}$	$\delta_{\rho K^*}^{\perp}$	$\delta_{\omega K^*}^0$	$\delta_{\omega K^*}^{\parallel}$	$\delta_{\omega K^*}^{\perp}$	$\delta_{\omega(K\pi)}$
$CP$ averages	Centrifugal barrier factors	0.003	0.02	0.003	—	0.001	0.002	0.03	0.01	—	0.01
	Hypatia parameters	0.001	0.01	0.001	—	0.001	0.002	0.01	0.01	—	—
	$B_s^0 \rightarrow K^{*0} \bar{K}^{*0}$ bkg.	0.008	0.01	0.004	0.02	0.018	0.007	0.04	0.02	0.1	0.01
	Simulation sample size	0.006	0.03	0.007	0.02	0.009	0.008	0.15	0.07	0.1	0.10
	Data-Simulation corrections	—	—	0.001	—	0.001	—	—	—	—	—
$CP$ asym.	Centrifugal barrier factors	—	0.010	0.02	—	0.004	0.001	0.02	0.01	0.03	0.02
	Hypatia parameters	0.01	0.004	0.01	—	0.001	0.001	0.01	0.01	0.01	—
	$B_s^0 \rightarrow K^{*0} \bar{K}^{*0}$ bkg.	0.05	0.007	0.03	0.03	0.024	0.009	0.05	0.02	0.06	0.02
	Simulation sample size	0.04	0.020	0.06	0.02	0.009	0.009	0.15	0.07	0.15	0.13
	Data-Simulation corrections	—	0.001	—	—	—	—	—	0.01	0.01	—
Common $(B^0, \bar{B}^0)$	Mass propagators parameters	0.012	0.027	0.024	0.03	0.009	0.008	0.04	0.05	0.09	0.04
	Masses and angles resolution	0.010	0.026	0.011	0.03	0.020	0.017	0.30	0.30	0.50	0.17
	Fit method	0.003	0.021	0.005	—	0.001	0.001	0.03	0.05	0.04	0.01
	$a_1(1260)$ pollution	0.018	0.040	0.019	0.17	0.060	0.050	0.60	0.06	0.05	0.12
	Symmetrised $(\pi\pi)$ PDF	0.029	0.025	0.019	0.02	0.010	0.012	—	0.04	0.30	0.05

Table 6: Table (II) of the systematic uncertainties. The abbreviations  $S1$ ,  $S2$  and  $S3$  stand for  $f_0(500)$ ,  $f_0(980)$  and  $f_0(1370)$ , respectively. Negligible values are represented by a dash (—).

Systematic uncertainty		$\delta_{S1K^*}$	$\delta_{S2K^*}$	$\delta_{S3K^*}$	$\delta_{S1(K\pi)}$	$\delta_{S2(K\pi)}$	$\delta_{S3(K\pi)}$	$f_{\rho K^*}^0$	$f_{\rho K^*}^{\parallel}$	$f_{\rho K^*}^{\perp}$	$f_{\omega K^*}^0$	$f_{\omega K^*}^{\parallel}$
$CP$ averages	Centrifugal barrier factors	0.01	—	0.01	0.01	0.001	0.02	0.001	0.001	0.002	—	—
	Hypatia parameters	—	—	—	—	0.001	0.01	0.001	0.001	0.001	—	—
	$B_s^0 \rightarrow K^{*0} \bar{K}^{*0}$ bkg.	0.05	—	0.01	0.02	0.002	0.01	0.005	0.003	0.005	0.02	0.02
	Simulation sample size	0.02	0.01	0.02	0.02	0.009	0.03	0.004	0.004	0.004	0.06	0.05
	Data-Simulation corrections	—	—	—	—	0.001	—	—	—	—	0.01	—
$CP$ asym.	Centrifugal barrier factors	0.01	0.001	0.001	0.004	0.003	0.02	—	0.001	0.002	0.01	0.01
	Hypatia parameters	—	0.002	0.002	0.004	0.001	0.01	—	0.003	0.002	0.01	0.01
	$B_s^0 \rightarrow K^{*0} \bar{K}^{*0}$ bkg.	0.04	0.005	0.011	0.023	0.002	0.01	0.03	0.007	0.011	0.03	0.06
	Simulation sample size	0.03	0.022	0.022	0.025	0.012	0.03	0.02	0.010	0.009	0.12	0.14
	Data-Simulation corrections	—	0.001	—	0.003	—	—	—	0.001	0.001	—	0.01
Common	Mass propagators parameters	0.19	0.031	0.070	0.200	0.018	0.06	0.011	0.005	0.006	0.01	0.01
	Masses and angles resolution	0.02	0.027	0.017	0.026	0.026	0.05	0.010	0.016	0.018	0.14	0.12
	Fit method	—	0.004	0.001	0.002	0.001	—	0.003	0.001	0.002	0.01	0.05
	$a_1(1260)$ pollution	0.09	0.040	0.040	0.040	0.050	0.04	0.015	0.040	0.031	0.02	0.01
	Symmetrised ( $\pi\pi$ ) PDF	0.03	0.029	0.022	0.035	0.006	0.05	0.004	—	0.004	0.04	0.05
Systematic uncertainty		$f_{\omega K^*}^{\perp}$	$\delta_{\rho K^*}^{\parallel-\perp}$	$\delta_{\rho K^*}^{\parallel-0}$	$\delta_{\rho K^*}^{\perp-0}$	$\delta_{\omega K^*}^{\parallel-\perp}$	$\delta_{\omega K^*}^{\parallel-0}$	$\delta_{\omega K^*}^{\perp-0}$	$\mathcal{A}_{\tau}^{\rho K^*,1}$	$\mathcal{A}_{\tau}^{\rho K^*,2}$	$\mathcal{A}_{\tau}^{\omega K^*,1}$	$\mathcal{A}_{\tau}^{\omega K^*,2}$
$CP$ averages	Centrifugal barrier factors	—	0.001	—	—	—	—	—	0.0002	—	0.001	0.001
	Hypatia parameters	—	0.001	—	—	—	—	—	0.0002	—	0.001	0.001
	$B_s^0 \rightarrow K^{*0} \bar{K}^{*0}$ bkg.	0.01	0.018	0.02	0.02	0.1	—	0.1	0.0017	0.002	0.004	0.002
	Simulation sample size	0.03	0.009	0.02	0.02	0.2	0.2	0.2	0.0013	0.002	0.012	0.012
	Data-Simulation corrections	—	0.001	—	—	—	—	—	—	—	—	—
$CP$ asym.	Centrifugal barrier factors	—	0.004	0.007	0.004	0.03	0.02	0.04	0.0003	0.001	0.001	0.001
	Hypatia parameters	0.1	0.001	0.002	0.002	0.02	0.01	0.02	0.0001	—	0.001	0.001
	$B_s^0 \rightarrow K^{*0} \bar{K}^{*0}$ bkg.	0.2	0.024	0.020	0.026	0.06	0.04	0.13	0.0017	0.004	0.005	0.003
	Simulation sample size	0.1	0.011	0.027	0.023	0.14	0.17	0.20	0.0013	0.002	0.015	0.017
	Data-Simulation corrections	—	—	0.002	0.002	0.02	0.01	0.01	—	—	0.001	—
Common	Mass propagators parameters	—	0.004	0.028	0.024	0.07	0.06	0.09	0.0006	0.001	0.002	—
	Masses and angles resolution	0.08	0.031	0.029	0.040	0.60	0.40	0.60	0.0020	0.005	0.026	0.019
	Fit method	0.03	0.003	0.005	0.004	0.02	0.02	0.03	0.0001	—	0.005	0.001
	$a_1(1260)$ pollution	0.01	0.024	0.035	0.032	0.24	0.32	0.40	0.0040	0.004	0.012	0.001
	Symmetrised ( $\pi\pi$ ) PDF	0.03	0.005	0.001	0.001	0.35	0.02	0.29	0.0007	0.001	0.018	0.003

## References

- [1] BaBar collaboration, B. Aubert *et al.*, *Direct CP violating asymmetry in  $B^0 \rightarrow K^+\pi^-$  decays*, Phys. Rev. Lett. **93** (2004) 131801, [arXiv:hep-ex/0407057](#).
- [2] Belle collaboration, Y. Chao *et al.*, *Improved measurements of partial rate asymmetry in  $B \rightarrow hh$  decays*, Phys. Rev. **D71** (2005) 031502, [arXiv:hep-ex/0407025](#).
- [3] Particle Data Group, M. Tanabashi *et al.*, *Review of particle physics*, Phys. Rev. **D98** (2018) 030001.
- [4] M. Beneke, J. Rohrer, and D. Yang, *Branching fractions, polarisation and asymmetries of  $B \rightarrow VV$  decays*, Nucl. Phys. **B774** (2007) 64, [arXiv:hep-ph/0612290](#).
- [5] M. Gronau and J. Zupan, *Isospin-breaking effects on  $\alpha$  extracted in  $B \rightarrow \pi\pi, \rho\rho, \rho\pi$* , Phys. Rev. **D71** (2005) 074017, [arXiv:hep-ph/0502139](#).
- [6] A. Datta and D. London, *Triple-product correlations in  $B \rightarrow V_1V_2$  decays and new physics*, Int. J. Mod. Phys. **A19** (2004) 2505, [arXiv:hep-ph/0303159](#).
- [7] Belle collaboration, P. Vanhoefer *et al.*, *Study of  $B^0 \rightarrow \rho^+\rho^-$  decays and implications for the CKM angle  $\phi_2$* , Phys. Rev. **D93** (2016) 032010, Addendum *ibid.* **94** (2016) 099903, [arXiv:1510.01245](#); BaBar collaboration, B. Aubert *et al.*, *Study of  $B^0 \rightarrow \rho^+\rho^-$  decays and constraints on the CKM angle  $\alpha$* , Phys. Rev. **D76** (2007) 052007, [arXiv:0705.2157](#).
- [8] LHCb collaboration, R. Aaij *et al.*, *First measurement of the CP-violating phase  $\phi_s^{d\bar{d}}$  in  $B_s^0 \rightarrow (K^+\pi^-)(K^-\pi^+)$  decays*, JHEP **03** (2018) 140, [arXiv:1712.08683](#).
- [9] LHCb collaboration, R. Aaij *et al.*, *Measurement of CP violation in  $B_s^0 \rightarrow \phi\phi$  decays*, Phys. Rev. **D90** (2014) 052011, [arXiv:1407.2222](#); CDF collaboration, T. Aaltonen *et al.*, *Measurement of polarization and search for CP violation in  $B_s^0 \rightarrow \phi\phi$  decays*, Phys. Rev. Lett. **107** (2011) 261802, [arXiv:1107.4999](#).
- [10] BaBar collaboration, B. Aubert *et al.*, *Observation of  $B^0 \rightarrow K^{*0}\bar{K}^{*0}$  and search for  $B^0 \rightarrow K^{*0}K^{*0}$* , Phys. Rev. Lett. **100** (2008) 081801, [arXiv:0708.2248](#).
- [11] Z.-T. Zou *et al.*, *Improved estimates of the  $B_{(s)} \rightarrow VV$  decays in perturbative QCD approach*, Phys. Rev. **D91** (2015) 054033, [arXiv:1501.00784](#).
- [12] S. Baek *et al.*, *Polarization states in  $B \rightarrow \rho K^*$  and new physics*, Phys. Rev. **D72** (2005) 094008, [arXiv:hep-ph/0508149](#).
- [13] A. Datta *et al.*, *Methods for measuring new-physics parameters in B decays*, Phys. Rev. **D71** (2005) 096002, [arXiv:hep-ph/0406192](#).
- [14] BaBar collaboration, J. P. Lees *et al.*,  *$B^0$  meson decays to  $\rho^0 K^{*0}$ ,  $f_0 K^{*0}$ , and  $\rho^- K^{*+}$ , including higher  $K^*$  resonances*, Phys. Rev. **D85** (2012) 072005, [arXiv:1112.3896](#).
- [15] Belle collaboration, S.-H. Kyeong *et al.*, *Measurements of charmless hadronic  $b \rightarrow s$  penguin decays in the  $\pi^+\pi^-K^+\pi^-$  final state and first observation of  $B^0 \rightarrow \rho^0 K^+\pi^-$* , Phys. Rev. **D80** (2009) 051103, [arXiv:0905.0763](#).

- [16] BaBar collaboration, B. Aubert *et al.*, *Observation of  $B$  meson decays to  $\omega K^*$  and improved measurements for  $\omega\rho$  and  $\omega f_0$* , Phys. Rev. **D79** (2009) 052005, [arXiv:0901.3703](#).
- [17] Belle collaboration, P. Goldenzweig *et al.*, *Evidence for neutral  $B$  meson decays to  $\omega K^{*0}$* , Phys. Rev. Lett. **101** (2008) 231801, [arXiv:0807.4271](#).
- [18] LHCb collaboration, A. A. Alves Jr. *et al.*, *The LHCb detector at the LHC*, JINST **3** (2008) S08005.
- [19] LHCb collaboration, R. Aaij *et al.*, *LHCb detector performance*, Int. J. Mod. Phys. **A30** (2015) 1530022, [arXiv:1412.6352](#).
- [20] M. Adinolfi *et al.*, *Performance of the LHCb RICH detector at the LHC*, The European Physical Journal C **73** (2013) 2431.
- [21] T. Sjöstrand, S. Mrenna, and P. Skands, *A brief introduction to PYTHIA 8.1*, Comput. Phys. Commun. **178** (2008) 852, [arXiv:0710.3820](#).
- [22] T. Sjöstrand, S. Mrenna, and P. Skands, *PYTHIA 6.4 physics and manual*, JHEP **05** (2006) 026, [arXiv:hep-ph/0603175](#).
- [23] I. Belyaev *et al.*, *Handling of the generation of primary events in Gauss, the LHCb simulation framework*, J. Phys. Conf. Ser. **331** (2011) 032047.
- [24] D. J. Lange, *The EvtGen particle decay simulation package*, Nucl. Instrum. Meth. **A462** (2001) 152.
- [25] P. Golonka and Z. Was, *PHOTOS Monte Carlo: A precision tool for QED corrections in  $Z$  and  $W$  decays*, Eur. Phys. J. **C45** (2006) 97, [arXiv:hep-ph/0506026](#).
- [26] Geant4 collaboration, J. Allison *et al.*, *Geant4 developments and applications*, IEEE Trans. Nucl. Sci. **53** (2006) 270; Geant4 collaboration, S. Agostinelli *et al.*, *Geant4: A simulation toolkit*, Nucl. Instrum. Meth. **A506** (2003) 250.
- [27] M. Clemencic *et al.*, *The LHCb simulation application, Gauss: Design, evolution and experience*, J. Phys. Conf. Ser. **331** (2011) 032023.
- [28] L. Breiman, J. H. Friedman, R. A. Olshen, and C. J. Stone, *Classification and regression trees*, Wadsworth international group, Belmont, California, USA, 1984.
- [29] Y. Freund and R. E. Schapire, *A decision-theoretic generalization of on-line learning and an application to boosting*, J. Comput. Syst. Sci. **55** (1997) 119.
- [30] M. Pivk and F. R. Le Diberder, *sPlot: A statistical tool to unfold data distributions*, Nucl. Instrum. Meth. **A555** (2005) 356, [arXiv:physics/0402083](#).
- [31] LHCb collaboration, R. Aaij *et al.*, *Measurement of  $CP$  asymmetries and polarisation fractions in  $B_s^0 \rightarrow K^{*0} \bar{K}^{*0}$  decays*, JHEP **07** (2015) 166, [arXiv:1503.05362](#).
- [32] D. Martínez Santos and F. Dupertuis, *Mass distributions marginalized over per-event errors*, Nucl. Instrum. Meth. **A764** (2014) 150, [arXiv:1312.5000](#).

- [33] G. N. Fleming, *Recoupling effects in the isobar model. 1. General formalism for three-pion Scattering*, Phys. Rev. **135** (1964) B551.
- [34] D. Morgan, *Phenomenological analysis of  $I=1/2$  single-pion production processes in the energy range 500 to 700 MeV*, Phys. Rev. **166** (1968) 1731.
- [35] D. Herndon, P. Soding, and R. J. Cashmore, *Generalized isobar model formalism*, Phys. Rev. **D11** (1975) 3165.
- [36] J. M. Blatt and V. F. Weisskopf, *Theoretical nuclear physics*, Springer, New York, 1952.
- [37] S. M. Flatté, *Coupled-channel analysis of the  $\pi\eta$  and  $K\bar{K}$  systems near  $K\bar{K}$  threshold*, Phys. Lett. **63B** (1976) 224; S. M. Flatté, *On the nature of  $0^+$  mesons*, Physics Letters B **63** (1976) 228.
- [38] G. J. Gounaris and J. J. Sakurai, *Finite-width corrections to the vector-meson-dominance prediction for  $\rho \rightarrow e^+e^-$* , Phys. Rev. Lett. **21** (1968) 244.
- [39] D. Aston *et al.*, *A study of  $K^-\pi^+$  Scattering in the reaction  $K^-p \rightarrow K^-\pi^+n$  at 11 GeV/c*, Nucl. Phys. **B296** (1988) 493.
- [40] T. du Pree, *Search for a strange phase in beautiful oscillations*, PhD thesis, Vrije Universiteit Amsterdam, 2010, CERN-THESIS-2010-124.
- [41] D. Martínez Santos *et al.*, *Ipanema- $\beta$ : tools and examples for HEP analysis on GPU*, arXiv:1706.01420.
- [42] F. James and M. Roos, *Minuit: A System for Function Minimization and Analysis of the Parameter Errors and Correlations*, Comput. Phys. Commun. **10** (1975) 343.
- [43] A. Klöckner *et al.*, *PyCUDA and PyOpenCL: A scripting-based approach to GPU run-time code generation*, Parallel Computing **38** (2012) 157 .
- [44] F. Feroz and M. P. Hobson, *Multimodal nested sampling: an efficient and robust alternative to Markov Chain Monte Carlo methods for astronomical data analysis*, Mon. Not. Roy. Astron. Soc. **384** (2008) 449, arXiv:0704.3704; F. Feroz, M. P. Hobson, and M. Bridges, *MultiNest: an efficient and robust Bayesian inference tool for cosmology and particle physics*, Mon. Not. Roy. Astron. Soc. **398** (2009) 1601, arXiv:0809.3437; F. Feroz, M. P. Hobson, E. Cameron, and A. N. Pettitt, *Importance nested sampling and the MultiNest algorithm*, arXiv:1306.2144.
- [45] J. García Pardiñas, *Search for flavour anomalies at LHCb: decay-time-dependent CP violation in  $B_s^0 \rightarrow (K^+\pi^-)(K^-\pi^+)$  and lepton universality in  $\bar{B}^0 \rightarrow D^{(*)+}l\bar{\nu}_l$* , PhD thesis, Universidade de Santiago de Compostela, 2018, CERN-THESIS-2018-096.

## LHCb collaboration

R. Aaij<sup>28</sup>, C. Abellán Beteta<sup>46</sup>, B. Adeva<sup>43</sup>, M. Adinolfi<sup>50</sup>, C.A. Aidala<sup>78</sup>, Z. Ajaltouni<sup>6</sup>, S. Akar<sup>61</sup>, P. Albicocco<sup>19</sup>, J. Albrecht<sup>11</sup>, F. Alessio<sup>44</sup>, M. Alexander<sup>55</sup>, A. Alfonso Alberio<sup>42</sup>, G. Alkhazov<sup>34</sup>, P. Alvarez Cartelle<sup>57</sup>, A.A. Alves Jr<sup>43</sup>, S. Amato<sup>2</sup>, S. Amerio<sup>24</sup>, Y. Amhis<sup>8</sup>, L. An<sup>18</sup>, L. Anderlini<sup>18</sup>, G. Andreassi<sup>45</sup>, M. Andreotti<sup>17</sup>, J.E. Andrews<sup>62</sup>, F. Archilli<sup>28</sup>, P. d'Argent<sup>13</sup>, J. Arnau Romeu<sup>7</sup>, A. Artamonov<sup>41</sup>, M. Artuso<sup>63</sup>, K. Arzymatov<sup>38</sup>, E. Aslanides<sup>7</sup>, M. Atzeni<sup>46</sup>, B. Audurier<sup>23</sup>, S. Bachmann<sup>13</sup>, J.J. Back<sup>52</sup>, S. Baker<sup>57</sup>, V. Balagura<sup>8,b</sup>, W. Baldini<sup>17</sup>, A. Baranov<sup>38</sup>, R.J. Barlow<sup>58</sup>, G.C. Barrand<sup>8</sup>, S. Barsuk<sup>8</sup>, W. Barter<sup>58</sup>, M. Bartolini<sup>20</sup>, F. Baryshnikov<sup>74</sup>, V. Batozskaya<sup>32</sup>, B. Batsukh<sup>63</sup>, A. Battig<sup>11</sup>, V. Battista<sup>45</sup>, A. Bay<sup>45</sup>, J. Beddow<sup>55</sup>, F. Bedeschi<sup>25</sup>, I. Bediaga<sup>1</sup>, A. Beiter<sup>63</sup>, L.J. Bel<sup>28</sup>, S. Belin<sup>23</sup>, N. Bely<sup>66</sup>, V. Bellee<sup>45</sup>, N. Belloli<sup>21,i</sup>, K. Belous<sup>41</sup>, I. Belyaev<sup>35</sup>, E. Ben-Haim<sup>9</sup>, G. Bencivenni<sup>19</sup>, S. Benson<sup>28</sup>, S. Beranek<sup>10</sup>, A. Berezhnoy<sup>36</sup>, R. Bernet<sup>46</sup>, D. Berninghoff<sup>13</sup>, E. Bertholet<sup>9</sup>, A. Bertolin<sup>24</sup>, C. Betancourt<sup>46</sup>, F. Betti<sup>16,44</sup>, M.O. Bettler<sup>51</sup>, M. van Beuzekom<sup>28</sup>, Ia. Bezshyiko<sup>46</sup>, S. Bhasin<sup>50</sup>, J. Bhom<sup>30</sup>, S. Bifani<sup>49</sup>, P. Billoir<sup>9</sup>, A. Birnkraut<sup>11</sup>, A. Bizzeti<sup>18,u</sup>, M. Bjørn<sup>59</sup>, M.P. Blago<sup>44</sup>, T. Blake<sup>52</sup>, F. Blanc<sup>45</sup>, S. Blusk<sup>63</sup>, D. Bobulska<sup>55</sup>, V. Bocci<sup>27</sup>, O. Boente Garcia<sup>43</sup>, T. Boettcher<sup>60</sup>, A. Bondar<sup>40,x</sup>, N. Bondar<sup>34</sup>, S. Borghi<sup>58,44</sup>, M. Borisyak<sup>38</sup>, M. Borsato<sup>43</sup>, F. Bossu<sup>8</sup>, M. Boubdir<sup>10</sup>, T.J.V. Bowcock<sup>56</sup>, C. Bozzi<sup>17,44</sup>, S. Braun<sup>13</sup>, M. Brodski<sup>44</sup>, J. Brodzicka<sup>30</sup>, A. Brossa Gonzalo<sup>52</sup>, D. Brundu<sup>23,44</sup>, E. Buchanan<sup>50</sup>, A. Buonauro<sup>46</sup>, C. Burr<sup>58</sup>, A. Bursche<sup>23</sup>, J. Buytaert<sup>44</sup>, W. Byczynski<sup>44</sup>, S. Cadeddu<sup>23</sup>, H. Cai<sup>68</sup>, R. Calabrese<sup>17,g</sup>, R. Calladine<sup>49</sup>, M. Calvi<sup>21,i</sup>, M. Calvo Gomez<sup>42,m</sup>, A. Camboni<sup>42,m</sup>, P. Campana<sup>19</sup>, D.H. Campora Perez<sup>44</sup>, L. Capriotti<sup>16</sup>, A. Carbone<sup>16,e</sup>, G. Carboni<sup>26</sup>, R. Cardinale<sup>20</sup>, A. Cardini<sup>23</sup>, P. Carniti<sup>21,i</sup>, K. Carvalho Akiba<sup>2</sup>, G. Casse<sup>56</sup>, L. Cassina<sup>21</sup>, M. Cattaneo<sup>44</sup>, G. Cavallero<sup>20</sup>, R. Cenci<sup>25,p</sup>, D. Chamont<sup>8</sup>, M.G. Chapman<sup>50</sup>, M. Charles<sup>9</sup>, Ph. Charpentier<sup>44</sup>, G. Chatzikonstantinidis<sup>49</sup>, M. Chefdeville<sup>5</sup>, V. Chekalina<sup>38</sup>, C. Chen<sup>3</sup>, S. Chen<sup>23</sup>, S.-G. Chitic<sup>44</sup>, V. Chobanova<sup>43</sup>, M. Chrzaszcz<sup>44</sup>, A. Chubykin<sup>34</sup>, P. Ciambrone<sup>19</sup>, X. Cid Vidal<sup>43</sup>, G. Ciezarek<sup>44</sup>, F. Cindolo<sup>16</sup>, P.E.L. Clarke<sup>54</sup>, M. Clemencic<sup>44</sup>, H.V. Cliff<sup>51</sup>, J. Closier<sup>44</sup>, V. Coco<sup>44</sup>, J.A.B. Coelho<sup>8</sup>, J. Cogan<sup>7</sup>, E. Cogneras<sup>6</sup>, L. Cojocariu<sup>33</sup>, P. Collins<sup>44</sup>, T. Colombo<sup>44</sup>, A. Comerma-Montells<sup>13</sup>, A. Contu<sup>23</sup>, G. Coombs<sup>44</sup>, S. Coquereau<sup>42</sup>, G. Corti<sup>44</sup>, M. Corvo<sup>17,g</sup>, C.M. Costa Sobral<sup>52</sup>, B. Couturier<sup>44</sup>, G.A. Cowan<sup>54</sup>, D.C. Craik<sup>60</sup>, A. Crocombe<sup>52</sup>, M. Cruz Torres<sup>1</sup>, R. Currie<sup>54</sup>, C. D'Ambrosio<sup>44</sup>, F. Da Cunha Marinho<sup>2</sup>, C.L. Da Silva<sup>79</sup>, E. Dall'Occo<sup>28</sup>, J. Dalseno<sup>43,v</sup>, A. Danilina<sup>35</sup>, A. Davis<sup>3</sup>, O. De Aguiar Francisco<sup>44</sup>, K. De Bruyn<sup>44</sup>, S. De Capua<sup>58</sup>, M. De Cian<sup>45</sup>, J.M. De Miranda<sup>1</sup>, L. De Paula<sup>2</sup>, M. De Serio<sup>15,d</sup>, P. De Simone<sup>19</sup>, C.T. Dean<sup>55</sup>, D. Decamp<sup>5</sup>, L. Del Buono<sup>9</sup>, B. Delaney<sup>51</sup>, H.-P. Dembinski<sup>12</sup>, M. Demmer<sup>11</sup>, A. Dendek<sup>31</sup>, D. Derkach<sup>39</sup>, O. Deschamps<sup>6</sup>, F. Desse<sup>8</sup>, F. Dettori<sup>56</sup>, B. Dey<sup>69</sup>, A. Di Canto<sup>44</sup>, P. Di Nezza<sup>19</sup>, S. Didenko<sup>74</sup>, H. Dijkstra<sup>44</sup>, F. Dordei<sup>23</sup>, M. Dorigo<sup>44,y</sup>, A. Dosil Suárez<sup>43</sup>, L. Douglas<sup>55</sup>, A. Dovbnya<sup>47</sup>, K. Dreimanis<sup>56</sup>, L. Dufour<sup>28</sup>, G. Dujany<sup>9</sup>, P. Durante<sup>44</sup>, J.M. Durham<sup>79</sup>, D. Dutta<sup>58</sup>, R. Dzhelezhyan<sup>41</sup>, M. Dziewiecki<sup>13</sup>, A. Dziurda<sup>30</sup>, A. Dzyuba<sup>34</sup>, S. Easo<sup>53</sup>, U. Egede<sup>57</sup>, V. Egorychev<sup>35</sup>, S. Eidelman<sup>40,x</sup>, S. Eisenhardt<sup>54</sup>, U. Eitschberger<sup>11</sup>, R. Ekelhof<sup>11</sup>, L. Eklund<sup>55</sup>, S. Ely<sup>63</sup>, A. Ene<sup>33</sup>, S. Escher<sup>10</sup>, S. Esen<sup>28</sup>, T. Evans<sup>61</sup>, A. Falabella<sup>16</sup>, N. Farley<sup>49</sup>, S. Farry<sup>56</sup>, D. Fazzini<sup>21,44,i</sup>, P. Fernandez Declara<sup>44</sup>, A. Fernandez Prieto<sup>43</sup>, F. Ferrari<sup>16</sup>, L. Ferreira Lopes<sup>45</sup>, F. Ferreira Rodrigues<sup>2</sup>, M. Ferro-Luzzi<sup>44</sup>, S. Filippov<sup>37</sup>, R.A. Fini<sup>15</sup>, M. Fiorini<sup>17,g</sup>, M. Firlej<sup>31</sup>, C. Fitzpatrick<sup>45</sup>, T. Fiutowski<sup>31</sup>, F. Fleuret<sup>8,b</sup>, M. Fontana<sup>44</sup>, F. Fontanelli<sup>20,h</sup>, R. Forty<sup>44</sup>, V. Franco Lima<sup>56</sup>, M. Frank<sup>44</sup>, C. Frei<sup>44</sup>, J. Fu<sup>22,q</sup>, W. Funk<sup>44</sup>, C. Färber<sup>44</sup>, M. Féo<sup>44</sup>, E. Gabriel<sup>54</sup>, A. Gallas Torreira<sup>43</sup>, D. Galli<sup>16,e</sup>, S. Gallorini<sup>24</sup>, S. Gambetta<sup>54</sup>, Y. Gan<sup>3</sup>, M. Gandelman<sup>2</sup>, P. Gandini<sup>22</sup>, Y. Gao<sup>3</sup>, L.M. Garcia Martin<sup>76</sup>, B. Garcia Plana<sup>43</sup>, J. García Pardiñas<sup>46</sup>, J. Garra Tico<sup>51</sup>, L. Garrido<sup>42</sup>, D. Gascon<sup>42</sup>, C. Gaspar<sup>44</sup>, L. Gavardi<sup>11</sup>, G. Gazzoni<sup>6</sup>, D. Gerick<sup>13</sup>, E. Gersabeck<sup>58</sup>, M. Gersabeck<sup>58</sup>, T. Gershon<sup>52</sup>, D. Gerstel<sup>7</sup>, Ph. Ghez<sup>5</sup>, V. Gibson<sup>51</sup>, O.G. Girard<sup>45</sup>, P. Gironella Gironell<sup>42</sup>,



L. Giubega<sup>33</sup>, K. Gizdov<sup>54</sup>, V.V. Gligorov<sup>9</sup>, D. Golubkov<sup>35</sup>, A. Golutvin<sup>57,74</sup>, A. Gomes<sup>1,a</sup>,  
 I.V. Gorelov<sup>36</sup>, C. Gotti<sup>21,i</sup>, E. Govorkova<sup>28</sup>, J.P. Grabowski<sup>13</sup>, R. Graciani Diaz<sup>42</sup>,  
 L.A. Granado Cardoso<sup>44</sup>, E. Graugés<sup>42</sup>, E. Graverini<sup>46</sup>, G. Graziani<sup>18</sup>, A. Grecu<sup>33</sup>, R. Greim<sup>28</sup>,  
 P. Griffith<sup>23</sup>, L. Grillo<sup>58</sup>, L. Gruber<sup>44</sup>, B.R. Gruber Cazon<sup>59</sup>, O. Grünberg<sup>71</sup>, C. Gu<sup>3</sup>,  
 E. Gushchin<sup>37</sup>, A. Guth<sup>10</sup>, Yu. Guz<sup>41,44</sup>, T. Gys<sup>44</sup>, C. Göbel<sup>65</sup>, T. Hadavizadeh<sup>59</sup>,  
 C. Hadjivasiliou<sup>6</sup>, G. Haefeli<sup>45</sup>, C. Haen<sup>44</sup>, S.C. Haines<sup>51</sup>, B. Hamilton<sup>62</sup>, X. Han<sup>13</sup>,  
 T.H. Hancock<sup>59</sup>, S. Hansmann-Menzemer<sup>13</sup>, N. Harnew<sup>59</sup>, T. Harrison<sup>56</sup>, C. Hasse<sup>44</sup>,  
 M. Hatch<sup>44</sup>, J. He<sup>66</sup>, M. Hecker<sup>57</sup>, K. Heinicke<sup>11</sup>, A. Heister<sup>11</sup>, K. Hennessy<sup>56</sup>, L. Henry<sup>76</sup>,  
 E. van Herwijnen<sup>44</sup>, J. Heuel<sup>10</sup>, M. Heß<sup>71</sup>, A. Hicheur<sup>64</sup>, R. Hidalgo Charman<sup>58</sup>, D. Hill<sup>59</sup>,  
 M. Hilton<sup>58</sup>, P.H. Hopchev<sup>45</sup>, J. Hu<sup>13</sup>, W. Hu<sup>69</sup>, W. Huang<sup>66</sup>, Z.C. Huard<sup>61</sup>, W. Hulsbergen<sup>28</sup>,  
 T. Humair<sup>57</sup>, M. Hushchyn<sup>39</sup>, D. Hutchcroft<sup>56</sup>, D. Hynds<sup>28</sup>, P. Ibis<sup>11</sup>, M. Idzik<sup>31</sup>, P. Ilten<sup>49</sup>,  
 A. Inglessi<sup>34</sup>, A. Inyakin<sup>41</sup>, K. Ivshin<sup>34</sup>, R. Jacobsson<sup>44</sup>, J. Jalocha<sup>59</sup>, E. Jans<sup>28</sup>, B.K. Jashal<sup>76</sup>,  
 A. Jawahery<sup>62</sup>, F. Jiang<sup>3</sup>, M. John<sup>59</sup>, D. Johnson<sup>44</sup>, C.R. Jones<sup>51</sup>, C. Joram<sup>44</sup>, B. Jost<sup>44</sup>,  
 N. Jurik<sup>59</sup>, S. Kandybei<sup>47</sup>, M. Karacson<sup>44</sup>, J.M. Kariuki<sup>50</sup>, S. Karodia<sup>55</sup>, N. Kazeev<sup>39</sup>,  
 M. Kecke<sup>13</sup>, F. Keizer<sup>51</sup>, M. Kelsey<sup>63</sup>, M. Kenzie<sup>51</sup>, T. Ketel<sup>29</sup>, E. Khairullin<sup>38</sup>, B. Khanji<sup>44</sup>,  
 C. Khurewathanakul<sup>45</sup>, K.E. Kim<sup>63</sup>, T. Kirn<sup>10</sup>, V.S. Kirsebom<sup>45</sup>, S. Klaver<sup>19</sup>,  
 K. Klimaszewski<sup>32</sup>, T. Klimkovich<sup>12</sup>, S. Koliiev<sup>48</sup>, M. Kolpin<sup>13</sup>, R. Kopečna<sup>13</sup>, P. Koppenburg<sup>28</sup>,  
 I. Kostiuk<sup>28</sup>, S. Kotriakhova<sup>34</sup>, M. Kozeiha<sup>6</sup>, L. Kravchuk<sup>37</sup>, M. Kreps<sup>52</sup>, F. Kress<sup>57</sup>,  
 P. Krokovny<sup>40,x</sup>, W. Krupa<sup>31</sup>, W. Krzemien<sup>32</sup>, W. Kucewicz<sup>30,l</sup>, M. Kucharczyk<sup>30</sup>,  
 V. Kudryavtsev<sup>40,x</sup>, A.K. Kuonen<sup>45</sup>, T. Kvaratskheliya<sup>35,44</sup>, D. Lacarrere<sup>44</sup>, G. Lafferty<sup>58</sup>,  
 A. Lai<sup>23</sup>, D. Lancierini<sup>46</sup>, G. Lanfranchi<sup>19</sup>, C. Langenbruch<sup>10</sup>, T. Latham<sup>52</sup>, C. Lazzeroni<sup>49</sup>,  
 R. Le Gac<sup>7</sup>, A. Leflat<sup>36</sup>, R. Lefèvre<sup>6</sup>, F. Lemaitre<sup>44</sup>, O. Leroy<sup>7</sup>, T. Lesiak<sup>30</sup>, B. Leverington<sup>13</sup>,  
 P.-R. Li<sup>66</sup>, Y. Li<sup>4</sup>, Z. Li<sup>63</sup>, X. Liang<sup>63</sup>, T. Likhomanenko<sup>73</sup>, R. Lindner<sup>44</sup>, F. Lionetto<sup>46</sup>,  
 V. Lisovskyi<sup>8</sup>, G. Liu<sup>67</sup>, X. Liu<sup>3</sup>, D. Loh<sup>52</sup>, A. Loi<sup>23</sup>, I. Longstaff<sup>55</sup>, J.H. Lopes<sup>2</sup>, G.H. Lovell<sup>51</sup>,  
 D. Lucchesi<sup>24,o</sup>, M. Lucio Martinez<sup>43</sup>, A. Lupato<sup>24</sup>, E. Luppi<sup>17,g</sup>, O. Lupton<sup>44</sup>, A. Lusiani<sup>25</sup>,  
 X. Lyu<sup>66</sup>, F. Machefert<sup>8</sup>, F. Maciuc<sup>33</sup>, V. Macko<sup>45</sup>, P. Mackowiak<sup>11</sup>, S. Maddrell-Mander<sup>50</sup>,  
 O. Maev<sup>34,44</sup>, K. Maguire<sup>58</sup>, D. Maisuzenko<sup>34</sup>, M.W. Majewski<sup>31</sup>, S. Malde<sup>59</sup>, B. Malecki<sup>44</sup>,  
 A. Malinin<sup>73</sup>, T. Maltsev<sup>40,x</sup>, G. Manca<sup>23,f</sup>, G. Mancinelli<sup>7</sup>, D. Marangotto<sup>22,q</sup>, J. Maratas<sup>6,w</sup>,  
 J.F. Marchand<sup>5</sup>, U. Marconi<sup>16</sup>, C. Marin Benito<sup>8</sup>, M. Marinangeli<sup>45</sup>, P. Marino<sup>45</sup>, J. Marks<sup>13</sup>,  
 P.J. Marshall<sup>56</sup>, G. Martellotti<sup>27</sup>, M. Martinelli<sup>44</sup>, D. Martinez Santos<sup>43</sup>, F. Martinez Vidal<sup>76</sup>,  
 A. Massafferri<sup>1</sup>, M. Materok<sup>10</sup>, R. Matev<sup>44</sup>, A. Mathad<sup>52</sup>, Z. Mathe<sup>44</sup>, C. Matteuzzi<sup>21</sup>,  
 A. Mauri<sup>46</sup>, E. Maurice<sup>8,b</sup>, B. Maurin<sup>45</sup>, M. McCann<sup>57,44</sup>, A. McNab<sup>58</sup>, R. McNulty<sup>14</sup>,  
 J.V. Mead<sup>56</sup>, B. Meadows<sup>61</sup>, C. Meaux<sup>7</sup>, N. Meinert<sup>71</sup>, D. Melnychuk<sup>32</sup>, M. Merk<sup>28</sup>, A. Merli<sup>22,q</sup>,  
 E. Michielin<sup>24</sup>, D.A. Milanese<sup>70</sup>, E. Millard<sup>52</sup>, M.-N. Minard<sup>5</sup>, L. Minzoni<sup>17,g</sup>, D.S. Mitzel<sup>13</sup>,  
 A. Mogini<sup>9</sup>, R.D. Moise<sup>57</sup>, T. Mombächer<sup>11</sup>, I.A. Monroy<sup>70</sup>, S. Monteil<sup>6</sup>, M. Morandin<sup>24</sup>,  
 G. Morello<sup>19</sup>, M.J. Morello<sup>25,t</sup>, O. Morgunova<sup>73</sup>, J. Moron<sup>31</sup>, A.B. Morris<sup>7</sup>, R. Mountain<sup>63</sup>,  
 F. Muheim<sup>54</sup>, M. Mukherjee<sup>69</sup>, M. Mulder<sup>28</sup>, C.H. Murphy<sup>59</sup>, D. Murray<sup>58</sup>, A. Mödden<sup>11</sup>,  
 D. Müller<sup>44</sup>, J. Müller<sup>11</sup>, K. Müller<sup>46</sup>, V. Müller<sup>11</sup>, P. Naik<sup>50</sup>, T. Nakada<sup>45</sup>, R. Nandakumar<sup>53</sup>,  
 A. Nandi<sup>59</sup>, T. Nanut<sup>45</sup>, I. Nasteva<sup>2</sup>, M. Needham<sup>54</sup>, N. Neri<sup>22,q</sup>, S. Neubert<sup>13</sup>, N. Neufeld<sup>44</sup>,  
 R. Newcombe<sup>57</sup>, T.D. Nguyen<sup>45</sup>, C. Nguyen-Mau<sup>45,n</sup>, S. Nieswand<sup>10</sup>, R. Niet<sup>11</sup>, N. Nikitin<sup>36</sup>,  
 A. Nogay<sup>73</sup>, N.S. Nolte<sup>44</sup>, D.P. O'Hanlon<sup>16</sup>, A. Oblakowska-Mucha<sup>31</sup>, V. Obraztsov<sup>41</sup>,  
 R. Oldeman<sup>23,f</sup>, C.J.G. Onderwater<sup>72</sup>, A. Ossowska<sup>30</sup>, J.M. Otalora Goicochea<sup>2</sup>,  
 T. Ovsiannikova<sup>35</sup>, P. Owen<sup>46</sup>, A. Oyanguren<sup>76</sup>, P.R. Pais<sup>45</sup>, T. Pajero<sup>25,t</sup>, A. Palano<sup>15</sup>,  
 M. Palutan<sup>19</sup>, G. Panshin<sup>75</sup>, A. Papanestis<sup>53</sup>, M. Pappagallo<sup>54</sup>, L.L. Pappalardo<sup>17,g</sup>,  
 W. Parker<sup>62</sup>, C. Parkes<sup>58,44</sup>, G. Passaleva<sup>18,44</sup>, A. Pastore<sup>15</sup>, M. Patel<sup>57</sup>, C. Patrignani<sup>16,e</sup>,  
 A. Pearce<sup>44</sup>, A. Pellegrino<sup>28</sup>, G. Penso<sup>27</sup>, M. Pepe Altarelli<sup>44</sup>, S. Perazzini<sup>44</sup>, D. Pereima<sup>35</sup>,  
 P. Perret<sup>6</sup>, L. Pescatore<sup>45</sup>, K. Petridis<sup>50</sup>, A. Petrolini<sup>20,h</sup>, A. Petrov<sup>73</sup>, S. Petrucci<sup>54</sup>,  
 M. Petruzzio<sup>22,q</sup>, B. Pietrzyk<sup>5</sup>, G. Pietrzyk<sup>45</sup>, M. Pikies<sup>30</sup>, M. Pili<sup>59</sup>, D. Pinci<sup>27</sup>, J. Pinzino<sup>44</sup>,  
 F. Pisani<sup>44</sup>, A. Piucci<sup>13</sup>, V. Placinta<sup>33</sup>, S. Playfer<sup>54</sup>, J. Plews<sup>49</sup>, M. Plo Casasus<sup>43</sup>, F. Polci<sup>9</sup>,  
 M. Poli Lener<sup>19</sup>, A. Poluektov<sup>52</sup>, N. Polukhina<sup>74,c</sup>, I. Polyakov<sup>63</sup>, E. Polcarpo<sup>2</sup>, G.J. Pomery<sup>50</sup>,

S. Ponce<sup>44</sup>, A. Popov<sup>41</sup>, D. Popov<sup>49,12</sup>, S. Poslavskii<sup>41</sup>, E. Price<sup>50</sup>, J. Prisciandaro<sup>43</sup>,  
C. Prouve<sup>43</sup>, V. Pugatch<sup>48</sup>, A. Puig Navarro<sup>46</sup>, H. Pullen<sup>59</sup>, G. Punzi<sup>25,p</sup>, W. Qian<sup>66</sup>, J. Qin<sup>66</sup>,  
R. Quagliani<sup>9</sup>, B. Quintana<sup>6</sup>, N.V. Raab<sup>14</sup>, B. Rachwal<sup>31</sup>, J.H. Rademacker<sup>50</sup>, M. Rama<sup>25</sup>,  
M. Ramos Pernas<sup>43</sup>, M.S. Rangel<sup>2</sup>, F. Ratnikov<sup>38,39</sup>, G. Raven<sup>29</sup>, M. Ravonel Salzgeber<sup>44</sup>,  
M. Reboud<sup>5</sup>, F. Redi<sup>45</sup>, S. Reichert<sup>11</sup>, A.C. dos Reis<sup>1</sup>, F. Reiss<sup>9</sup>, C. Remon Alepuz<sup>76</sup>, Z. Ren<sup>3</sup>,  
V. Renaudin<sup>59</sup>, S. Ricciardi<sup>53</sup>, S. Richards<sup>50</sup>, K. Rinnert<sup>56</sup>, P. Robbe<sup>8</sup>, A. Robert<sup>9</sup>,  
A.B. Rodrigues<sup>45</sup>, E. Rodrigues<sup>61</sup>, J.A. Rodriguez Lopez<sup>70</sup>, M. Roehrken<sup>44</sup>, S. Roiser<sup>44</sup>,  
A. Rollings<sup>59</sup>, V. Romanovskiy<sup>41</sup>, A. Romero Vidal<sup>43</sup>, M. Rotondo<sup>19</sup>, M.S. Rudolph<sup>63</sup>, T. Ruf<sup>44</sup>,  
J. Ruiz Vidal<sup>76</sup>, J.J. Saborido Silva<sup>43</sup>, N. Sagidova<sup>34</sup>, B. Saitta<sup>23,f</sup>, V. Salustino Guimaraes<sup>65</sup>,  
C. Sanchez Gras<sup>28</sup>, C. Sanchez Mayordomo<sup>76</sup>, B. Sanmartin Sedes<sup>43</sup>, R. Santacesaria<sup>27</sup>,  
C. Santamarina Rios<sup>43</sup>, M. Santimaria<sup>19,44</sup>, E. Santovetti<sup>26,j</sup>, G. Sarpis<sup>58</sup>, A. Sarti<sup>19,k</sup>,  
C. Satriano<sup>27,s</sup>, A. Satta<sup>26</sup>, M. Saur<sup>66</sup>, D. Savrina<sup>35,36</sup>, S. Schael<sup>10</sup>, M. Schellenberg<sup>11</sup>,  
M. Schiller<sup>55</sup>, H. Schindler<sup>44</sup>, M. Schmelling<sup>12</sup>, T. Schmelzer<sup>11</sup>, B. Schmidt<sup>44</sup>, O. Schneider<sup>45</sup>,  
A. Schopper<sup>44</sup>, H.F. Schreiner<sup>61</sup>, M. Schubiger<sup>45</sup>, S. Schulte<sup>45</sup>, M.H. Schune<sup>8</sup>, R. Schwemmer<sup>44</sup>,  
B. Sciascia<sup>19</sup>, A. Sciubba<sup>27,k</sup>, A. Semennikov<sup>35</sup>, E.S. Sepulveda<sup>9</sup>, A. Sergi<sup>49</sup>, N. Serra<sup>46</sup>,  
J. Serrano<sup>7</sup>, L. Sestini<sup>24</sup>, A. Seuthe<sup>11</sup>, P. Seyfert<sup>44</sup>, M. Shapkin<sup>41</sup>, Y. Shcheglov<sup>34,†</sup>, T. Shears<sup>56</sup>,  
L. Shekhtman<sup>40,x</sup>, V. Shevchenko<sup>73</sup>, E. Shmanin<sup>74</sup>, B.G. Siddi<sup>17</sup>, R. Silva Coutinho<sup>46</sup>,  
L. Silva de Oliveira<sup>2</sup>, G. Simi<sup>24,o</sup>, S. Simone<sup>15,d</sup>, I. Skiba<sup>17</sup>, N. Skidmore<sup>13</sup>, T. Skwarnicki<sup>63</sup>,  
M.W. Slater<sup>49</sup>, J.G. Smeaton<sup>51</sup>, E. Smith<sup>10</sup>, I.T. Smith<sup>54</sup>, M. Smith<sup>57</sup>, M. Soares<sup>16</sup>,  
I. Soares Lavra<sup>1</sup>, M.D. Sokoloff<sup>61</sup>, F.J.P. Soler<sup>55</sup>, B. Souza De Paula<sup>2</sup>, B. Spaan<sup>11</sup>,  
E. Spadaro Norella<sup>22,q</sup>, P. Spradlin<sup>55</sup>, F. Stagni<sup>44</sup>, M. Stahl<sup>13</sup>, S. Stahl<sup>44</sup>, P. Stefko<sup>45</sup>,  
S. Stefkova<sup>57</sup>, O. Steinkamp<sup>46</sup>, S. Stemmle<sup>13</sup>, O. Stenyakin<sup>41</sup>, M. Stepanova<sup>34</sup>, H. Stevens<sup>11</sup>,  
A. Stocchi<sup>8</sup>, S. Stone<sup>63</sup>, B. Storaci<sup>46</sup>, S. Stracka<sup>25</sup>, M.E. Stramaglia<sup>45</sup>, M. Straticiu<sup>33</sup>,  
U. Straumann<sup>46</sup>, S. Strov<sup>75</sup>, J. Sun<sup>3</sup>, L. Sun<sup>68</sup>, Y. Sun<sup>62</sup>, K. Swientek<sup>31</sup>, A. Szabelski<sup>32</sup>,  
T. Szumlak<sup>31</sup>, M. Szymanski<sup>66</sup>, S. T'Jampens<sup>5</sup>, Z. Tang<sup>3</sup>, A. Tayduganov<sup>7</sup>, T. Tekampe<sup>11</sup>,  
G. Tellarini<sup>17</sup>, F. Teubert<sup>44</sup>, E. Thomas<sup>44</sup>, J. van Tilburg<sup>28</sup>, M.J. Tilley<sup>57</sup>, V. Tisserand<sup>6</sup>,  
M. Tobin<sup>31</sup>, S. Tolk<sup>44</sup>, L. Tomassetti<sup>17,g</sup>, D. Tonelli<sup>25</sup>, D.Y. Tou<sup>9</sup>, R. Tourinho Jadallah Aoude<sup>1</sup>,  
E. Tourniefier<sup>5</sup>, M. Traill<sup>55</sup>, M.T. Tran<sup>45</sup>, A. Trisovic<sup>51</sup>, A. Tsaregorodtsev<sup>7</sup>, G. Tuci<sup>25,p</sup>,  
A. Tully<sup>51</sup>, N. Tuning<sup>28,44</sup>, A. Ukleja<sup>32</sup>, A. Usachov<sup>8</sup>, A. Ustyuzhanin<sup>38,39</sup>, U. Uwer<sup>13</sup>,  
A. Vagner<sup>75</sup>, V. Vagnoni<sup>16</sup>, A. Valassi<sup>44</sup>, S. Valat<sup>44</sup>, G. Valenti<sup>16</sup>, R. Vazquez Gomez<sup>44</sup>,  
P. Vazquez Regueiro<sup>43</sup>, S. Vecchi<sup>17</sup>, M. van Veghel<sup>28</sup>, J.J. Velthuis<sup>50</sup>, M. Veltri<sup>18,r</sup>,  
G. Veneziano<sup>59</sup>, A. Venkateswaran<sup>63</sup>, M. Vernet<sup>6</sup>, M. Veronesi<sup>28</sup>, M. Vesterinen<sup>52</sup>,  
J.V. Viana Barbosa<sup>44</sup>, D. Vieira<sup>66</sup>, M. Vieites Diaz<sup>43</sup>, H. Viemann<sup>71</sup>, X. Vilasis-Cardona<sup>42,m</sup>,  
A. Vitkovskiy<sup>28</sup>, M. Vitti<sup>51</sup>, V. Volkov<sup>36</sup>, A. Vollhardt<sup>46</sup>, D. Vom Bruch<sup>9</sup>, B. Voneki<sup>44</sup>,  
A. Vorobyev<sup>34</sup>, V. Vorobyev<sup>40,x</sup>, N. Voropaev<sup>34</sup>, J.A. de Vries<sup>28</sup>, C. Vázquez Sierra<sup>28</sup>, R. Waldi<sup>71</sup>,  
J. Walsh<sup>25</sup>, J. Wang<sup>4</sup>, M. Wang<sup>3</sup>, Y. Wang<sup>69</sup>, Z. Wang<sup>46</sup>, D.R. Ward<sup>51</sup>, H.M. Wark<sup>56</sup>,  
N.K. Watson<sup>49</sup>, D. Websdale<sup>57</sup>, A. Weiden<sup>46</sup>, C. Weisser<sup>60</sup>, M. Whitehead<sup>10</sup>, G. Wilkinson<sup>59</sup>,  
M. Wilkinson<sup>63</sup>, I. Williams<sup>51</sup>, M.R.J. Williams<sup>58</sup>, M. Williams<sup>60</sup>, T. Williams<sup>49</sup>, F.F. Wilson<sup>53</sup>,  
M. Winn<sup>8</sup>, W. Wislicki<sup>32</sup>, M. Witek<sup>30</sup>, G. Wormser<sup>8</sup>, S.A. Wotton<sup>51</sup>, K. Wyllie<sup>44</sup>, D. Xiao<sup>69</sup>,  
Y. Xie<sup>69</sup>, A. Xu<sup>3</sup>, M. Xu<sup>69</sup>, Q. Xu<sup>66</sup>, Z. Xu<sup>3</sup>, Z. Xu<sup>5</sup>, Z. Yang<sup>3</sup>, Z. Yang<sup>62</sup>, Y. Yao<sup>63</sup>,  
L.E. Yeomans<sup>56</sup>, H. Yin<sup>69</sup>, J. Yu<sup>69,aa</sup>, X. Yuan<sup>63</sup>, O. Yushchenko<sup>41</sup>, K.A. Zarebski<sup>49</sup>,  
M. Zavertyaev<sup>12,c</sup>, D. Zhang<sup>69</sup>, L. Zhang<sup>3</sup>, W.C. Zhang<sup>3,z</sup>, Y. Zhang<sup>44</sup>, A. Zhelezov<sup>13</sup>,  
Y. Zheng<sup>66</sup>, X. Zhu<sup>3</sup>, V. Zhukov<sup>10,36</sup>, J.B. Zonneveld<sup>54</sup>, S. Zucchelli<sup>16</sup>.

<sup>1</sup>Centro Brasileiro de Pesquisas Físicas (CBPF), Rio de Janeiro, Brazil

<sup>2</sup>Universidade Federal do Rio de Janeiro (UFRJ), Rio de Janeiro, Brazil

<sup>3</sup>Center for High Energy Physics, Tsinghua University, Beijing, China

<sup>4</sup>Institute Of High Energy Physics (ihep), Beijing, China

<sup>5</sup>Univ. Grenoble Alpes, Univ. Savoie Mont Blanc, CNRS, IN2P3-LAPP, Annecy, France

<sup>6</sup>Clermont Université, Université Blaise Pascal, CNRS/IN2P3, LPC, Clermont-Ferrand, France

<sup>7</sup>Aix Marseille Univ, CNRS/IN2P3, CPPM, Marseille, France

- <sup>8</sup>*LAL, Univ. Paris-Sud, CNRS/IN2P3, Université Paris-Saclay, Orsay, France*
- <sup>9</sup>*LPNHE, Sorbonne Université, Paris Diderot Sorbonne Paris Cité, CNRS/IN2P3, Paris, France*
- <sup>10</sup>*I. Physikalisches Institut, RWTH Aachen University, Aachen, Germany*
- <sup>11</sup>*Fakultät Physik, Technische Universität Dortmund, Dortmund, Germany*
- <sup>12</sup>*Max-Planck-Institut für Kernphysik (MPIK), Heidelberg, Germany*
- <sup>13</sup>*Physikalisches Institut, Ruprecht-Karls-Universität Heidelberg, Heidelberg, Germany*
- <sup>14</sup>*School of Physics, University College Dublin, Dublin, Ireland*
- <sup>15</sup>*INFN Sezione di Bari, Bari, Italy*
- <sup>16</sup>*INFN Sezione di Bologna, Bologna, Italy*
- <sup>17</sup>*INFN Sezione di Ferrara, Ferrara, Italy*
- <sup>18</sup>*INFN Sezione di Firenze, Firenze, Italy*
- <sup>19</sup>*INFN Laboratori Nazionali di Frascati, Frascati, Italy*
- <sup>20</sup>*INFN Sezione di Genova, Genova, Italy*
- <sup>21</sup>*INFN Sezione di Milano-Bicocca, Milano, Italy*
- <sup>22</sup>*INFN Sezione di Milano, Milano, Italy*
- <sup>23</sup>*INFN Sezione di Cagliari, Monserrato, Italy*
- <sup>24</sup>*INFN Sezione di Padova, Padova, Italy*
- <sup>25</sup>*INFN Sezione di Pisa, Pisa, Italy*
- <sup>26</sup>*INFN Sezione di Roma Tor Vergata, Roma, Italy*
- <sup>27</sup>*INFN Sezione di Roma La Sapienza, Roma, Italy*
- <sup>28</sup>*Nikhef National Institute for Subatomic Physics, Amsterdam, Netherlands*
- <sup>29</sup>*Nikhef National Institute for Subatomic Physics and VU University Amsterdam, Amsterdam, Netherlands*
- <sup>30</sup>*Henryk Niewodniczanski Institute of Nuclear Physics Polish Academy of Sciences, Kraków, Poland*
- <sup>31</sup>*AGH - University of Science and Technology, Faculty of Physics and Applied Computer Science, Kraków, Poland*
- <sup>32</sup>*National Center for Nuclear Research (NCBJ), Warsaw, Poland*
- <sup>33</sup>*Horia Hulubei National Institute of Physics and Nuclear Engineering, Bucharest-Magurele, Romania*
- <sup>34</sup>*Petersburg Nuclear Physics Institute (PNPI), Gatchina, Russia*
- <sup>35</sup>*Institute of Theoretical and Experimental Physics (ITEP), Moscow, Russia*
- <sup>36</sup>*Institute of Nuclear Physics, Moscow State University (SINP MSU), Moscow, Russia*
- <sup>37</sup>*Institute for Nuclear Research of the Russian Academy of Sciences (INR RAS), Moscow, Russia*
- <sup>38</sup>*Yandex School of Data Analysis, Moscow, Russia*
- <sup>39</sup>*National Research University Higher School of Economics, Moscow, Russia*
- <sup>40</sup>*Budker Institute of Nuclear Physics (SB RAS), Novosibirsk, Russia*
- <sup>41</sup>*Institute for High Energy Physics (IHEP), Protvino, Russia*
- <sup>42</sup>*ICCUB, Universitat de Barcelona, Barcelona, Spain*
- <sup>43</sup>*Instituto Galego de Física de Altas Enerxías (IGFAE), Universidade de Santiago de Compostela, Santiago de Compostela, Spain*
- <sup>44</sup>*European Organization for Nuclear Research (CERN), Geneva, Switzerland*
- <sup>45</sup>*Institute of Physics, Ecole Polytechnique Fédérale de Lausanne (EPFL), Lausanne, Switzerland*
- <sup>46</sup>*Physik-Institut, Universität Zürich, Zürich, Switzerland*
- <sup>47</sup>*NSC Kharkiv Institute of Physics and Technology (NSC KIPT), Kharkiv, Ukraine*
- <sup>48</sup>*Institute for Nuclear Research of the National Academy of Sciences (KINR), Kyiv, Ukraine*
- <sup>49</sup>*University of Birmingham, Birmingham, United Kingdom*
- <sup>50</sup>*H.H. Wills Physics Laboratory, University of Bristol, Bristol, United Kingdom*
- <sup>51</sup>*Cavendish Laboratory, University of Cambridge, Cambridge, United Kingdom*
- <sup>52</sup>*Department of Physics, University of Warwick, Coventry, United Kingdom*
- <sup>53</sup>*STFC Rutherford Appleton Laboratory, Didcot, United Kingdom*
- <sup>54</sup>*School of Physics and Astronomy, University of Edinburgh, Edinburgh, United Kingdom*
- <sup>55</sup>*School of Physics and Astronomy, University of Glasgow, Glasgow, United Kingdom*
- <sup>56</sup>*Oliver Lodge Laboratory, University of Liverpool, Liverpool, United Kingdom*
- <sup>57</sup>*Imperial College London, London, United Kingdom*
- <sup>58</sup>*School of Physics and Astronomy, University of Manchester, Manchester, United Kingdom*
- <sup>59</sup>*Department of Physics, University of Oxford, Oxford, United Kingdom*
- <sup>60</sup>*Massachusetts Institute of Technology, Cambridge, MA, United States*

- <sup>61</sup> *University of Cincinnati, Cincinnati, OH, United States*  
<sup>62</sup> *University of Maryland, College Park, MD, United States*  
<sup>63</sup> *Syracuse University, Syracuse, NY, United States*  
<sup>64</sup> *Laboratory of Mathematical and Subatomic Physics , Constantine, Algeria, associated to <sup>2</sup>*  
<sup>65</sup> *Pontifícia Universidade Católica do Rio de Janeiro (PUC-Rio), Rio de Janeiro, Brazil, associated to <sup>2</sup>*  
<sup>66</sup> *University of Chinese Academy of Sciences, Beijing, China, associated to <sup>3</sup>*  
<sup>67</sup> *South China Normal University, Guangzhou, China, associated to <sup>3</sup>*  
<sup>68</sup> *School of Physics and Technology, Wuhan University, Wuhan, China, associated to <sup>3</sup>*  
<sup>69</sup> *Institute of Particle Physics, Central China Normal University, Wuhan, Hubei, China, associated to <sup>3</sup>*  
<sup>70</sup> *Departamento de Física , Universidad Nacional de Colombia, Bogota, Colombia, associated to <sup>9</sup>*  
<sup>71</sup> *Institut für Physik, Universität Rostock, Rostock, Germany, associated to <sup>13</sup>*  
<sup>72</sup> *Van Swinderen Institute, University of Groningen, Groningen, Netherlands, associated to <sup>28</sup>*  
<sup>73</sup> *National Research Centre Kurchatov Institute, Moscow, Russia, associated to <sup>35</sup>*  
<sup>74</sup> *National University of Science and Technology “MISIS”, Moscow, Russia, associated to <sup>35</sup>*  
<sup>75</sup> *National Research Tomsk Polytechnic University, Tomsk, Russia, associated to <sup>35</sup>*  
<sup>76</sup> *Instituto de Física Corpuscular, Centro Mixto Universidad de Valencia - CSIC, Valencia, Spain, associated to <sup>42</sup>*  
<sup>77</sup> *H.H. Wills Physics Laboratory, University of Bristol, Bristol, United Kingdom, Bristol, United Kingdom*  
<sup>78</sup> *University of Michigan, Ann Arbor, United States, associated to <sup>63</sup>*  
<sup>79</sup> *Los Alamos National Laboratory (LANL), Los Alamos, United States, associated to <sup>63</sup>*

- <sup>a</sup> *Universidade Federal do Triângulo Mineiro (UFTM), Uberaba-MG, Brazil*  
<sup>b</sup> *Laboratoire Leprince-Ringuet, Palaiseau, France*  
<sup>c</sup> *P.N. Lebedev Physical Institute, Russian Academy of Science (LPI RAS), Moscow, Russia*  
<sup>d</sup> *Università di Bari, Bari, Italy*  
<sup>e</sup> *Università di Bologna, Bologna, Italy*  
<sup>f</sup> *Università di Cagliari, Cagliari, Italy*  
<sup>g</sup> *Università di Ferrara, Ferrara, Italy*  
<sup>h</sup> *Università di Genova, Genova, Italy*  
<sup>i</sup> *Università di Milano Bicocca, Milano, Italy*  
<sup>j</sup> *Università di Roma Tor Vergata, Roma, Italy*  
<sup>k</sup> *Università di Roma La Sapienza, Roma, Italy*  
<sup>l</sup> *AGH - University of Science and Technology, Faculty of Computer Science, Electronics and Telecommunications, Kraków, Poland*  
<sup>m</sup> *LIFAEELS, La Salle, Universitat Ramon Llull, Barcelona, Spain*  
<sup>n</sup> *Hanoi University of Science, Hanoi, Vietnam*  
<sup>o</sup> *Università di Padova, Padova, Italy*  
<sup>p</sup> *Università di Pisa, Pisa, Italy*  
<sup>q</sup> *Università degli Studi di Milano, Milano, Italy*  
<sup>r</sup> *Università di Urbino, Urbino, Italy*  
<sup>s</sup> *Università della Basilicata, Potenza, Italy*  
<sup>t</sup> *Scuola Normale Superiore, Pisa, Italy*  
<sup>u</sup> *Università di Modena e Reggio Emilia, Modena, Italy*  
<sup>v</sup> *H.H. Wills Physics Laboratory, University of Bristol, Bristol, United Kingdom*  
<sup>w</sup> *MSU - Iligan Institute of Technology (MSU-IIT), Iligan, Philippines*  
<sup>x</sup> *Novosibirsk State University, Novosibirsk, Russia*  
<sup>y</sup> *Sezione INFN di Trieste, Trieste, Italy*  
<sup>z</sup> *School of Physics and Information Technology, Shaanxi Normal University (SNNU), Xi'an, China*  
<sup>aa</sup> *Physics and Micro Electronic College, Hunan University, Changsha City, China*

<sup>†</sup> *Deceased*