

Incremental Observer Reduction Applied to Opacity Verification and Synthesis

Mona Noori-Hosseini, Bengt Lennartson and
Christoforos N. Hadjicostis

Received: date / Accepted: date

Abstract An incremental observer generation for modular systems is presented in this paper. It is applied to verification and enforcement of current-state opacity and current-state anonymity, both of which are security/privacy notions that have attracted attention recently. The complexity due to synchronization of subsystems, but also the exponential observer generation complexity, are tackled by local observer generation and an incremental abstraction. Observable events are hidden and abstracted step by step when they become local after synchronization with other subsystems. For systems with shared unobservable events, complete observers can not be generated before some local models are synchronized. At the same time, observable events should be abstracted when they become local, to avoid state space explosion. Therefore, a new combined incremental abstraction and observer generation is proposed. This requires some precaution (detailed in the paper) to be able to accomplish local abstractions before shared unobservable events are removed by observer generation. Furthermore, it is shown how current state opacity and anonymity can be enforced by a supervisor. This is achieved by a natural extension of the verification problem to a supervisory control problem based on forbidden states and incremental abstraction. Finally, a modular and scalable building security problem with arbitrary number of

This work was partly carried out within the project SyTec – Systematic Testing of Cyber-Physical Systems, a Swedish Science Foundation grant for strong research environment.
The support is gratefully acknowledged.

Some of the results in this paper were presented in preliminary form at the 14th International Workshop on Discrete Event Systems (WODES), Sorrento Coast, Italy, May 2018 (Noori-Hosseini et al., 2018).

M. Noori-Hosseini and Bengt Lennartson
Division of Systems and Control, Department of Electrical Engineering
Chalmers University of Technology, SE-412 96 Göteborg, Sweden
E-mail: noori@chalmers.se, bengt.lennartson@chalmers.se
Christoforos N. Hadjicostis
Department of Electrical and Computer Engineering
University of Cyprus, Nicosia, Cyprus
E-mail: chadjic@ucy.ac.cy

floors and elevators is presented, for which the efficiency of the incremental abstraction is demonstrated.

Keywords Modular transition systems, observer abstraction, current-state opacity, verification, supervisory control.

1 Introduction

With the rapid growth of large communication networks and online services, and their diverse applications, ranging from modern technologies in defense and e-banking to health care and autonomous vehicles, security and privacy concerns on their information flow are raised. This means that unauthorized people should not acquire the information flow in these services, for instance in terms of being able to track and identify real time location information about the users. There are various notions on security and privacy for different applications based on their vulnerability to intruders. Next we provide some background information and related literature on topics that are relevant to the developments in this paper.

Opacity verification One category of security notions, (Focardi and Gorrieri, 1996) concerns the information flow from the system to the outside observer, which is called opacity (Saboori and Hadjicostis, 2007; Jacob et al., 2016). Opacity is a general and formal security property that has been widely investigated for discrete event systems (DESs) for finite automata (Saboori and Hadjicostis, 2007; Bryans et al., 2008; Saboori and Hadjicostis, 2008, 2014), but also for Petri nets (Bryans et al., 2005; Tong et al., 2016, 2017a). A system is opaque if, for any secret behavior, there exists at least one non-secret behavior that looks indistinguishable to the intruder (Saboori and Hadjicostis, 2007; Lafortune et al., 2018). The security notion is investigated for automata (Jacob et al., 2016) using either state-based predicates (Saboori and Hadjicostis, 2007, 2011a; Jacob et al., 2016; Tong et al., 2017b), or language-based predicates (Badouel et al., 2006; Saboori and Hadjicostis, 2008; Cassez, 2009; Lin, 2011; Tong et al., 2016).

Depending on the modeling formalism of the system and the secret, there are different opacity notions, such as current-state opacity, initial-state opacity, and k -step opacity (Jacob et al., 2016). Wu and Lafortune (2013) show that there exists a polynomial-time transformation between different notions of opacity for finite automata and regular languages. Current-state opacity (Saboori and Hadjicostis, 2014; Tong et al., 2017b) requires that the sequence of observable events seen by the intruder never allows the external observer to unambiguously determine that the current state of the system falls within a given set of secret states. A number of examples and applications are presented in Saboori and Hadjicostis (2011a). A privacy notion that is adapted from current-state opacity is proposed in Bryans et al. (2008); Lin (2011). It is called anonymity, and in Wu et al. (2014) it is used for location privacy and is called current-state anonymity. The servers that access the user's location information are then regarded as intruders.

An intruder with partial observation can be modeled as an observer of the system, meaning that it has full knowledge about the system structure, while it is only able to

see the observable events of the system. Observers achieved by subset construction (Cassandras and Lafortune, 2008) are deterministic finite automata that estimate the set of possible current states for verifying properties of interest. There are several works that exploit observer generation for opacity verification (Saboori and Hadjicostis, 2011b, 2013; Wu and Lafortune, 2013; Wu and Lin, 2018).

Opacity enforcement Ensuring opacity on a system is usually performed by exploiting supervisory control (Ramadge and Wonham, 1989) as in Takai and Oka (2008) and Takai and Kumar (2009). Given a system that is not current-state opaque with respect to a secret, it is required to design a maximally permissive supervisor that restricts the behavior of the system to turn it into a current-state opaque system. The design of supervisors to enforce opacity is also sometimes called opacity enforcement. In Badouel et al. (2006), the language-based opacity and a set of intruders having different observations are considered. The work by Dubreil et al. (2008, 2010) is also focused on language-based opacity enforcement for one intruder.

Enforcing opacity using supervisory control techniques is also investigated by Saboori and Hadjicostis (2008). They propose methods for designing optimal supervisors to enforce two different opacity properties, with the assumption that the supervisor can observe all controllable events (Saboori and Hadjicostis, 2012). In the work by Yin and Lafortune (2016); Tong et al. (2018), to enforce current-state opacity, the assumption that all controllable events should be observable is relaxed. In Wu and Lafortune (2014); Ji et al. (2018) a novel enforcement mechanism is proposed, based on the use of insertion functions that change the output behavior of the system, by inserting additional observable events.

Modularity and abstraction To verify or synthesize a supervisor to enforce current-state opacity/anonymity in a modular system, it is required to generate the system's observer. Given the exponential complexity of observer generation, as well as the complexity of interacting subsystems, especially for large complex modular systems, state space explosion often occurs while performing verification or synthesis. For this reason, reduction methods play an important role in making the procedure feasible. Bourouis et al. (2017) use a binary decision diagram technique (Bryant, 1992) to abstract graphs of moderate size, as a method for the verification of three different opacity variants. Moreover, they prove that opacity properties are preserved by composition, which guarantees that local verification of these properties can also be performed.

In Zhang and Zamani (2017), a bisimulation-based method to verify the infinite-step opacity of nondeterministic finite transition systems is proposed. Since this abstraction is based on strong bisimulation it has a minor reduction capability compared to abstractions where local events are hidden, such as weak bisimulation (Milner, 1989) and branching bisimulation (Van Glabbeek and Weijland, 1996). Recently the authors have proposed an abstraction method for current-state opacity verification of modular systems (Noori-Hosseini et al., 2018) based on a similar abstraction, called visible bisimulation equivalence (Lennartson and Noori-Hosseini, 2018). Both state labels and transition labels (events) are then integrated in the same abstraction method. This abstraction has the benefit that temporal logic properties are preserved

in the abstraction, and the opacity verification in (Noori-Hosseini et al., 2018) is formulated as a temporal logic safety problem.

Incremental observer abstraction In the abstraction, local events (only included in one subsystem) are hidden and then abstracted such that temporal logic properties related to specific state labels are still preserved. When subsystems are synchronized more local events are obtained, which also means that more events can be hidden and abstracted. This hiding/abstraction method is repeated until all subsystems have been synchronized. The result is an incremental abstraction technique where state space explosion is avoided when a reasonable number of events are local or at least only shared with a restricted number of subsystems. Most real systems have this event structure, and still some events can be shared by all subsystems. This incremental abstraction technique for modular systems can be traced back to (Graf et al., 1996), but its application to local events was more recently proposed in (Flordal and Malik, 2009), where it was called compositional verification. In (Noori-Hosseini et al., 2018) this incremental abstraction is adapted to opacity verification, and it shows great computational time improvement compared to standard methods.

Nonblocking transformation In this paper, both current state opacity verification and current state anonymity verification are formulated based on state labels in transition systems. Non-safe states in corresponding local observers are then naturally considered as forbidden states. By introducing simple detector automata, the problem is easily transformed to a nonblocking problem. For this modular system, the efficient conflict equivalence abstraction in Malik et al. (2004) and Flordal and Malik (2009) is used, since it preserves the nonblocking properties of the original modular observer. The reason for evaluating this abstraction is that it is known to be more efficient than visible bisimulation. This abstraction has independently been proposed for opacity verification by Mohajerani and Lafortune (2019) and Noori-Hosseini et al. (2019). In both reports, the abstraction gives an enormous reduction in computation time, compared to opacity verification without abstraction. In our work, the procedure is evaluated on a scaleable building security problem, including an arbitrary number of floors and elevators.

Observer abstraction including shared unobservable events Two main extensions are also included in this paper, first the nontrivial introduction of shared unobservable events. It means that complete local observers can not be computed before some local models are synchronized. The reason is that shared unobservable events can not be reduced in the observer generation before they have become local after synchronization. At the same time, observable events should be abstracted when they become local, to avoid state space explosion. The proposed solution is to extend the incremental abstraction with an incremental observer generation, such that a switch between abstraction and observer generation can be performed when subsystems are synchronized. This requires some precaution to be able to accomplish local abstractions before shared unobservable events are removed by the observer generation. Some minor restrictions are included to be able to prove that the combined incremental observer

generation and abstraction works correctly. This procedure includes additional temporary state labels, which motivates the more general and flexible visible bisimulation abstraction.

Incremental supervisor abstraction for opacity enforcement To enforce opacity and anonymity it is also shown how an observer based maximally permissive supervisor can be generated by incremental abstraction. This supervisor generation follows naturally as an extension of the original forbidden state formulation of opacity and anonymity verification. The incremental abstraction is based on a supervision/synthesis equivalence proposed by Flordal et al. (2007); Mohajerani et al. (2014, 2017) as a natural extension of conflict equivalence (Malik et al., 2004).

Main contributions To summarize, the main contributions of this paper are: 1) a transition system based formulation of modular observers applied to current state opacity and current state anonymity verification, 2) a simple transformation of the modular observer verification problem to a nonblocking problem based on simple detector automata, a generic technique that can be applied to many verification and synthesis problems, for instance abstraction based diagnosability verification (Noori-Hosseini and Lennartson, 2019), 3) a combined incremental observer generation and abstraction for modular systems including shared unobservable events, 4) an incremental abstraction based synthesis of observer based maximally permissive supervisors for current state opacity and anonymity, 5) a modular formulation of a scaleable building security problem including an arbitrary number of floors and elevators, and finally 6) a demonstration on how efficient the proposed incremental abstraction of observers for current state opacity and current state anonymity verification and synthesis works for large modular systems.

The remainder of the paper is organized as follows. After some preliminaries introduced in Section 2, the problem statement is presented in Section 3. Efficient generation of modular observers is shown in Section 4, followed by some specific results on current-state opacity/anonymity for modular systems in Section 5. In Section 6, it is shown how a combined incremental observer generation and abstraction can be achieved for systems including shared unobservable events. Section 7 presents a scaleable floor/elevator building for which the efficiency of the proposed incremental abstraction is demonstrated. In Section 8, an incremental abstraction based supervisor generation for current state opacity and anonymity is developed, followed by some concluding remarks in Section 9.

2 Preliminaries

A *transition system* G is defined by a 6-tuple $G = \langle X, \Sigma, T, I, AP, \lambda \rangle$ where X is a set of states, Σ is a finite set of events, $T \subseteq X \times \Sigma \times X$ is a transition relation, where $t = (x, a, x') \in T$ includes the source state x , the event label a , and the target state x' of the transition t . A transition (x, a, x') is also denoted $x \xrightarrow{a} x'$. $I \subseteq X$ is a set of possible initial states, AP is a set of atomic propositions, and $\lambda : X \rightarrow 2^{AP}$ is a state labeling function.

A subset $\mathcal{L} \subseteq \Sigma^*$ is called a *language*. Moreover, for the event set $\Omega \subseteq \Sigma$, the *natural projection* $P : \Sigma^* \rightarrow \Omega^*$ is inductively defined as $P(\varepsilon) = \varepsilon$, $P(a) = a$ if $a \in \Omega$, $P(a) = \varepsilon$ if $a \in \Sigma \setminus \Omega$, and $P(sa) = P(s)P(a)$ for $s \in \Sigma^*$ and $a \in \Sigma$. In the composition of subsystems, see Def. 2, events that are not included in any synchronization with other subsystems are called *local events*. Such events are central in the abstraction of observers.

Modeling ε transitions. The transition system G is now extended to include transitions labeled by the empty string ε . In this paper, the ε label will explicitly be used for *local unobservable events*. If nothing special is pointed out, it means that such local unobservable events are replaced by ε and therefore not included in the alphabet Σ , while the total alphabet is extended to $\Sigma \cup \{\varepsilon\}$. A sequence of ε transitions $x = x_0 \xrightarrow{\varepsilon} x_1 \xrightarrow{\varepsilon} \dots \xrightarrow{\varepsilon} x_n = x'$, $n \geq 0$, is denoted $x \xRightarrow{\varepsilon} x'$. A corresponding sequence, including possible ε transitions before, after and in between events in a string $s \in \Sigma^*$, is denoted $x \xRightarrow{s} x'$. The *epsilon closure* of a state x is defined as $R_\varepsilon(x) = \{x' \mid x \xRightarrow{\varepsilon} x'\}$, and for a set of states $Y \subseteq X$ we write $R_\varepsilon(Y) = \bigcup_{x \in Y} R_\varepsilon(x)$.

A nondeterministic transition system generally includes a set of initial states, ε labeled transitions, and/or alternative transitions with the same event label. A transition function for an event $a \in \Sigma$ in a nondeterministic transition system is defined as $\delta(Y, a) = R_\varepsilon(\{x' \mid (\exists x \in R_\varepsilon(Y)) x \xrightarrow{a} x' \in T\})$. An extended transition function is then inductively defined, for $s \in \Sigma^*$ and $a \in \Sigma$, as $\delta(I, sa) = \delta(\delta(I, s), a)$ with the base case $\delta(I, \varepsilon) = R_\varepsilon(I)$. Furthermore, the language for a nondeterministic transition system is defined as $\mathcal{L}(G) = \{s \in \Sigma^* \mid (\exists x \in I) \delta(x, s) \neq \emptyset\}$.

Local transitions and hidden τ events To obtain efficient abstractions, a special τ event label is used for transitions with local observable events. The lack of communication with other subsystems means that the τ event is hidden from the rest of the environment. The closure of τ -transitions in a finite path $x = x_0 \xrightarrow{\tau} x_1 \xrightarrow{\tau} \dots \xrightarrow{\tau} x_n = x'$, $n \geq 0$ is denoted $x \xRightarrow{\tau} x'$.

Note the difference between ε and τ events. Unobservable local events are replaced by ε before an observer is generated, which removes any ε transitions. Observable local events are then replaced by τ to model that they are hidden before performing any abstraction. In process algebra, the replacement of any specific event by the event τ is called *hiding*, cf. Milner (1989). A transition system G where the events in Σ^h are hidden and replaced by τ is denoted G^{Σ^h} .

Partition Π and block $\Pi(x)$ To obtain abstracted transition systems, states $x, y \in X$ that can be considered to be equivalent in some sense, denoted $x \sim y$, are merged into equivalence classes $[x] = \{y \in X \mid x \sim y\}$, also called blocks. These blocks, which are non-overlapping subsets of X , divide the state space into the *quotient set* X/\sim , also called a partition Π of X . The block/equivalence class including state x is denoted $\Pi(x) = [x]$. A partition Π_1 that is *finer* than a partition Π_2 , denoted $\Pi_1 \preceq \Pi_2$, means that $\Pi_1(x) \subseteq \Pi_2(x)$ for all $x \in X$. The partition Π_2 is then said to be *coarser* than Π_1 .

Invisible, visible and stuttering transitions For a given state partition Π , a transition $x \xrightarrow{\tau} x'$ is invisible if $\Pi(x) = \Pi(x')$, while a transition $x \xrightarrow{a} x'$ is visible if $a \neq \tau$ or $\Pi(x) \neq \Pi(x')$. A path $x \xrightarrow{\tau} x_1 \xrightarrow{\tau} \dots \xrightarrow{\tau} x_n \xrightarrow{a} x'$ is called a *stuttering transition*, denoted $x \xrightarrow{a} x'$, if $\Pi(x) = \Pi(x_1) = \dots = \Pi(x_n)$, and $a \neq \tau$ or $\Pi(x_n) \neq \Pi(x')$. This means that the first n transitions are invisible, while the last one is visible. A *block stuttering transition* corresponding to $x \xrightarrow{a} x'$ is denoted $\Pi(x) \xrightarrow{a} \Pi(x')$.

Visible bisimulation Different types of bisimulations, used for abstraction, are either defined for labeled transition systems, only including event labels (often called actions) on the transitions, or for Kripke structures, only including state labels (Baier and Katoen, 2008). In this work, shared events are required for synchronization of subsystems, while state labels are used to model security properties. Recently, Lennartson and Noori-Hosseini (2018) introduced an abstraction for transition systems including both event and state labels, called visible bisimulation. It is directly defined as an equivalence relation based on block stuttering transitions, and more specifically on the set of event-target-blocks $\Gamma_\pi(x) = \{\xrightarrow{a} \Pi(x') \mid x \xrightarrow{a} x'\}$ that defines all possible stuttering transitions from an arbitrary state x .

Definition 1 (Visible bisimulation equivalence) Given a transition system $G = \langle X, \Sigma, T, I, AP, \lambda \rangle$ and the state label partition $\Pi_\lambda(x) = \{y \in X \mid \lambda(x) = \lambda(y)\}$, a partition Π , for all $x \in X$ determined by the greatest fixpoint of the fixpoint equation

$$\Pi(x) = \{y \in X \mid \Pi \preceq \Pi_\lambda \wedge \Gamma_\pi(x) = \Gamma_\pi(y)\},$$

is a *visible bisimulation (VB) equivalence*, and states $x, y \in \Pi(x)$ are visibly bisimilar, denoted $x \sim y$. \square

Quotient transition system Blocks are the states in abstracted transition systems, and the notion partition Π is used in the computation of this model, while the resulting reduced model takes the equivalence perspective. It is therefore called *quotient transition system*, and for a given partition Π it is defined as $G/\sim = \langle X/\sim, \Sigma, T_\sim, I_\sim, AP, \lambda_\sim \rangle$, where $X/\sim = \{[x] \mid [x] = \Pi(x)\}$ is the set of block states (equivalence classes), $T_\sim = \{[x] \xrightarrow{a} [x'] \mid x \xrightarrow{a} x' ([x'] \neq [x] \vee a \neq \tau)\}$ is the set of block transitions, here specifically defined for VB, $I_\sim = \{[x] \mid x \in I\}$ is the set of initial block states, and $\lambda_\sim([x]) = \lambda(x)$ is the block state label function, where it is assumed that $\lambda(x) = \lambda(y), \forall y \in [x]$.

Visibly bisimilar states $x \sim y$ in G are also visibly bisimilar to the block state $[x]$ in G/\sim , i.e. $[x] \sim x$ for all $x \in X$. Furthermore, G and G/\sim are VB equivalent, denoted $G \sim G/\sim$. Combining hiding of a set of events Σ^h for a system G , followed by the generation of the quotient transition system, results in the *abstracted transition system* $G^{\Sigma^h}/\sim \stackrel{\text{def}}{=} G^{\mathcal{A}^{\Sigma^h}}$. This also means that $G^{\Sigma^h} \sim G^{\mathcal{A}^{\Sigma^h}}$.

Synchronous composition The definition of the synchronous composition in Hoare (1978) is adapted to τ events, where such events in different subsystems are not synchronized, although they share the same event label. They are simply considered as local events, which is natural since the hiding mechanism where an event is replaced

by the invisible τ event is only applied to local events. This results in the following definition of the synchronous composition, including τ event labels.

Definition 2 (Synchronous composition including τ events) Consider two transition systems $G_i = \langle X_i, \Sigma_i, T_i, I_i, AP_i, \lambda_i \rangle$, $i = 1, 2$. The synchronous composition of G_1 and G_2 is defined as

$$G_1 \parallel G_2 = \langle X_1 \times X_2, \Sigma_1 \cup \Sigma_2, T, I_1 \times I_2, AP_1 \cup AP_2, \lambda \rangle$$

where

$$\begin{aligned} (x_1, x_2) &\xrightarrow{a} (x'_1, x'_2) \in T : a \in (\Sigma_1 \cap \Sigma_2) \setminus \{\tau\}, x_1 \xrightarrow{a} x'_1 \in T_1, x_2 \xrightarrow{a} x'_2 \in T_2, \\ (x_1, x_2) &\xrightarrow{a} (x'_1, x_2) \in T : a \in (\Sigma_1 \setminus \Sigma_2) \cup \{\tau\}, x_1 \xrightarrow{a} x'_1 \in T_1, \\ (x_1, x_2) &\xrightarrow{a} (x_1, x'_2) \in T : a \in (\Sigma_2 \setminus \Sigma_1) \cup \{\tau\}, x_2 \xrightarrow{a} x'_2 \in T_2, \end{aligned}$$

$$\text{and } \lambda : X_1 \times X_2 \rightarrow 2^{AP_1 \cup AP_2}.$$

□

Any transitions with ε labels, representing local unobservable events, are handled in the same way as τ event labels, representing observable local events, since both stand for local events. On the other hand, before subsystems are synchronized, local observers will in this work be generated. This means that any ε transitions will be removed before synchronization.

Nonblocking and controllable supervisor In order to determine whether a system satisfies a given specification or not, the system has to be *verified*, and if it fails, the system is restricted by *synthesizing a supervisor*. This means that states from which it is not possible to reach a desired marked state, called *blocking states*, are removed. Furthermore, any uncontrollable events that can be executed by the plant are not allowed to be disabled by the supervisor (Ramadge and Wonham, 1989; Wonham et al., 2017). Thus, a supervisor is synthesized to avoid blocking states and disabling uncontrollable events. Such a nonblocking and controllable supervisor is also maximally permissive, meaning that it restricts the system as little as possible.

3 Problem statement

The focus of this paper is to generate reduced observers that still preserve relevant properties, to be able to verify different security notions. It is also shown how supervisors can be generated, avoiding states that do not satisfy desired properties. This section presents the main problem statements of the paper, the incremental generation of reduced observers, and some security notions that will be analyzed by such reduced observers. First observers only involving local unobservable events are considered, where all such local events are immediately replaced by ε . The more complex case, where some unobservable events are shared between different subsystems, means on the other hand that the shared unobservable events can not be replaced by ε before they have become local due to synchronization.

3.1 Incremental abstraction for modular systems

A transition system, including a number of subsystems $G_i, i \in \mathbb{N}_n^+$ that are interacting by synchronous composition, is defined as

$$G = \parallel_{i \in \mathbb{N}_n^+} G_i = G_1 \parallel G_2 \parallel \dots \parallel G_n. \quad (1)$$

A straightforward approach to analyze such a modular system is to compute the explicit monolithic transition system G . However, there are limitations on memory and computation time in the generation and analysis of such monolithic systems. An alternative approach is to avoid building the explicit monolithic system, by analyzing each individual subsystem first. In this case, local events of each subsystem are hidden and abstracted based on the desired property to be preserved. Moreover, after every synchronization of subsystems more local events may appear and thus, additional abstraction is possible. This step by step combined hiding, abstraction and synchronization is here called *incremental abstraction*. In (Flordal and Malik, 2009), this approach is proposed for verification, and is called *compositional verification*.

3.2 Incremental observer generation including abstraction

The focus of this paper is on verification of security properties, while a simple extension towards synthesis is shown in the end of the paper. The security properties are analyzed by constructing an observer, where only observable events are involved. The generated observer is deterministic and computed by subset construction (Hopcroft et al., 2001).

Since the observer generation as well as the synchronization of the subsystems have exponential complexity, the incremental abstraction mentioned above is of interest. This approach can be applied if the observer generation is divided into local observers that are synchronized. When all unobservable events are local, i.e. no shared unobservable events are involved, it is shown in Section 4 that an observer of the monolithic system G , denoted $\mathcal{O}(G)$, also can be computed by the synchronous composition of the local observers of its subsystems. Thus,

$$\mathcal{O}(G) = \parallel_{i \in \mathbb{N}_n^+} \mathcal{O}(G_i). \quad (2)$$

The security properties considered in this work result in observer states that are either safe or non-safe. Introducing the state label N for the non-safe states, visible bisimulation can be used in an incremental abstraction, still preserving the separation between the two types of states.

For two synchronized subsystems, $G_1 \parallel G_2$, the sets of local events in G_1 and G_2 are Σ_1^h and Σ_2^h , respectively, and the events in Σ_{12}^h are the shared events between the two subsystems that become local after the synchronization, see also Example 1. Thus, the set $\Sigma^h = \Sigma_1^h \dot{\cup} \Sigma_2^h \dot{\cup} \Sigma_{12}^h$ includes all events that can be hidden after the synchronization. Using the notations G^{Σ^h} for hiding the events in Σ^h , $G^{\mathcal{A}^{\Sigma^h}}$ for abstraction including hiding, and the equivalence $G^{\Sigma^h} \sim G^{\mathcal{A}^{\Sigma^h}}$, it is also shown in

Section 4 that an abstraction of $\mathcal{O}(G_1 \parallel G_2)^{\Sigma^h}$, including the local observer generation in (2), can be incrementally generated as

$$\mathcal{O}(G_1 \parallel G_2)^{\Sigma^h} \sim (\mathcal{O}(G_1)^{\mathcal{A}^{\Sigma_1^h}} \parallel \mathcal{O}(G_2)^{\mathcal{A}^{\Sigma_2^h}})^{\mathcal{A}^{\Sigma_{12}^h}}. \quad (3)$$

Repeating this incremental abstraction procedure when more subsystems are included still implies that only observers of individual subsystems $\mathcal{O}(G_i)$ are required. Furthermore, the repeated abstraction means that often systems with a moderate state space are synchronized, especially when a number of local events are obtained after each synchronization.

Since (3) only includes one type of state label (N), it can also be expressed in terms of marked and non-marked states. Therefore, the problem can also be identified as a non-blocking problem, and more efficient abstractions (coarser state partitioning) than visible bisimulation can be used. This is further described in Section 4.

When no explicit set of hidden events is included in the abstraction operator \mathcal{A} , the default set of events to be hidden is assumed to be all local observable events. Assuming that this set is Σ^h for transition system G , it means that $\mathcal{O}(G)^{\mathcal{A}^{\Sigma^h}}$ is often simplified to $\mathcal{O}(G)^{\mathcal{A}}$, where we also note that the observer is generated before the abstraction is performed.

3.3 Incremental observer generation with shared unobservable events

For systems also including shared unobservable events, such events can not be replaced by ε due to the synchronization with other subsystems. This means that a complete observer can not be computed by composing local observers as in (2) before subsystems have been synchronized such that no shared unobservable events remain. On the other hand it is shown in Section 6 that observers can also be computed incrementally, such that shared unobservable events have to be retained, while transitions with local unobservable events can be removed in a partial observer generation.

To clarify this partial observer generation, the more detailed observer operator $\mathcal{O}_{\Sigma^\varepsilon}(G)$ is introduced, where the subscript Σ^ε includes the set of local unobservable events that are replaced by ε before the observer generation. Similar to the sets of hidden events in (3), the sets of local unobservable events in G_1 and G_2 are Σ_1^ε and Σ_2^ε , respectively, and the events in the set Σ_{12}^ε are the shared unobservable events in G_1 and G_2 that become local after the synchronization $G_1 \parallel G_2$, see also Example 1. Thus, the set $\Sigma^\varepsilon = \Sigma_1^\varepsilon \dot{\cup} \Sigma_2^\varepsilon \dot{\cup} \Sigma_{12}^\varepsilon$ includes all unobservable events that can be replaced by ε when the observer is generated after the synchronization. In Section 6 it is shown that an observer alternatively can be generated incrementally as

$$\mathcal{O}_{\Sigma^\varepsilon}(G_1 \parallel G_2) = \mathcal{O}_{\Sigma_{12}^\varepsilon}(\mathcal{O}_{\Sigma_1^\varepsilon}(G_1) \parallel \mathcal{O}_{\Sigma_2^\varepsilon}(G_2)), \quad (4)$$

where the shared unobservable events in Σ_{12}^ε are preserved until they become local. Also observe the special case with no shared unobservable event ($\Sigma_{12}^\varepsilon = \emptyset$), where (4) simplifies to (2). Furthermore, the observer generation, combined with the incremental abstraction, results in the equivalence

$$\mathcal{O}_{\Sigma^\varepsilon}(G_1 \parallel G_2)^{\Sigma^h} \sim \mathcal{O}_{\Sigma_{12}^\varepsilon}(\mathcal{O}_{\Sigma_1^\varepsilon}(G_1)^{\mathcal{A}_{\Sigma_1^h}} \parallel \mathcal{O}_{\Sigma_2^\varepsilon}(G_2)^{\mathcal{A}_{\Sigma_2^h}})^{\mathcal{A}_{\Sigma_{12}^h}}. \quad (5)$$

Note that the observer generation is always performed before corresponding abstraction. Observable and unobservable events are here incrementally replaced by τ and ε , respectively, when they become local. The mix between step-wise abstraction and partial observer generation means that some events are replaced by ε first after one or more abstractions. To be able to construct correct partial observers, this implies that some restrictions must be included in the incremental abstractions. This is solved in Section 6 by introducing additional temporary state labels (other than labels for non-safe states).

When no explicit set of unobservable events is included in the observer operator \mathcal{O} , the default set is assumed to be all local unobservable events. Assuming that this set is Σ^ε for transition system G , it implies that $\mathcal{O}_{\Sigma^\varepsilon}(G)$ is often simplified to $\mathcal{O}(G)$, where the observer is generated after the events in Σ^ε have been replaced by ε .

Example 1 This example illustrates the incremental replacement of local events by ε or τ in (5). The events a, b, c and d are observable, while the events u and v are unobservable. Fig. 1 shows that the events a, d and v are shared. To generate the local observers $\mathcal{O}(G_i)$, $i = 1, \dots, 3$, local unobservable events are replaced by ε , and $\Sigma_1^\varepsilon = \{u\}$, $\Sigma_2^\varepsilon = \emptyset$, and $\Sigma_3^\varepsilon = \emptyset$. Although event v is unobservable, it is shared between G_1 and G_3 and is not replaced by ε at this level. However, it becomes local after the synchronization $G_1 \parallel G_3$, which means $\Sigma_{13}^\varepsilon = \{v\}$. Moreover, $\Sigma_{12}^\varepsilon = \emptyset$ and $\Sigma_{23}^\varepsilon = \emptyset$. In the hiding process of local observable events before abstraction, the sets of hidden events are $\Sigma_1^h = \{b\}$, $\Sigma_2^h = \{c\}$, $\Sigma_3^h = \emptyset$, $\Sigma_{12}^h = \{a\}$, $\Sigma_{13}^h = \emptyset$, and $\Sigma_{23}^h = \{d\}$. \square

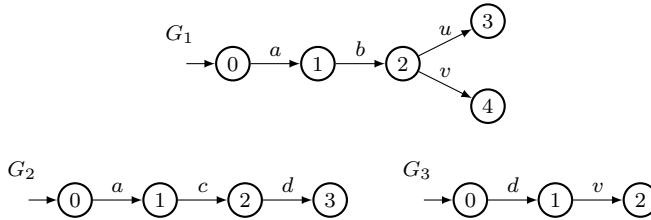


Fig. 1 Three subsystems with local and shared, observable and unobservable events.

3.4 Opacity and privacy

The two security and privacy properties that are studied in this work are current-state opacity (CSO) and current-state anonymity (CSA). It is assumed that an intruder knows the model of the system and has access to the observable events. Thus, an

intruder can generate an observer of the system, and security and privacy violation can be formulated as the existence of non-safe states in this observer.

In CSO verification, the states of the observer that exclusively include secret states are called *non-safe* states. By definition, a system is *current-state opaque*, if there is no non-safe state in the observer. On the other hand, a system is *current-state anonymous*, if there is no singleton state in the observer. The singleton states are considered as non-safe states in CSA verification. In Section 5, both opacity and anonymity notions for modular systems are described.

Moreover, for the synthesis of current-state opaque/anonymous systems, that is limited to systems including only local unobservable events, uncontrollable events are introduced such that an efficient supervision equivalence abstraction can be used to find the supervisor.

4 Efficient generation of observers

Since the computation of an observer has exponential complexity (Cassandras and Lafortune, 2008), it is shown in this section how the incremental abstraction in (3) can be used to significantly lower the computational complexity. All unobservable events are in this section assumed to be local and can therefore immediately be replaced by ε . Based on this assumption, it is shown how local observers can be directly generated before the incremental abstraction is applied.

4.1 Incremental observer abstraction for modular systems

For a nondeterministic transition system G , where unobservable (local) events have been replaced by ε , a deterministic transition system with the same language as $\mathcal{L}(G)$, called an *observer* $\mathcal{O}(G)$, is generated by subset construction (Hopcroft et al., 2001), where $\mathcal{O}(G) = \langle \hat{X}, \Sigma, \hat{T}, \hat{I}, AP, \hat{\lambda} \rangle$, and $\hat{X} = \{Y \in 2^X \mid (\exists s \in \mathcal{L}(G)) Y = \delta(I, s)\}$, $\hat{T} = \{Y \xrightarrow{a} Y' \mid Y' = \delta(Y, a)\}$, and $\hat{I} = R_\varepsilon(I)$. The relation between $\hat{\lambda}(Y)$ and $\lambda(x)$ is application dependent, see Section 5, but the default assumption is that $\hat{\lambda}(Y) = \bigcup_{x \in Y} \lambda(x)$. An obvious alternative is $\hat{\lambda}(Y) = \bigcap_{x \in Y} \lambda(x)$, an interpretation that is applied in CSO.

Introduce the transition function $\hat{\delta}(Y, a) \stackrel{\text{def}}{=} \delta(Y, a)$ and the extended transition function, inductively defined as $\hat{\delta}(\hat{I}, sa) = \hat{\delta}(\hat{\delta}(\hat{I}, s), a)$ with the base case $\hat{\delta}(\hat{I}, \varepsilon) = \hat{I}$. It is then easily shown that $\hat{\delta}(\hat{I}, s) = \delta(I, s)$, see (Hopcroft et al., 2001). This means that $\mathcal{L}(\mathcal{O}(G)) = \mathcal{L}(G)$.

For a modular system (1) with partial observation and no shared unobservable events, the monolithic observer can be computed by first generating local observers for each subsystem before they are synchronized. This is possible, since the same monolithic observer is obtained when synchronization is made before and after observer generation. This was shown for automata by Fabre (2012) and Pola et al. (2017). A minor extension to transition systems is presented in the following lemma. The first automata related part of the proof is included due to its simplicity compared to earlier formulations.

Lemma 1 (Modular observers) Let $G_i = \langle X_i, \Sigma_i, T_i, I_i, AP_i, \lambda_i \rangle$, $i = 1, 2$, be two nondeterministic transition systems with no shared unobservable events, where the alphabet Σ_i only includes observable events. Then, the observer for the synchronized system

$$\mathcal{O}(G_1 \parallel G_2) = \mathcal{O}(G_1) \parallel \mathcal{O}(G_2).$$

Proof: Consider the language of the synchronized system $\mathcal{L}(G_1 \parallel G_2)$ and the projection $P_i : (\Sigma_1 \cup \Sigma_2)^* \rightarrow \Sigma_i^*$ for $i = 1, 2$. After a string $s \in \mathcal{L}(G_1 \parallel G_2)$ has been executed, the set of reachable states can be expressed as $Y_1 \times Y_2$, where $Y_i = \{x \mid (\exists x_0 \in I_i) x_0 \xrightarrow{P_i(s)} x\}$, $i = 1, 2$. Assume that there are transitions $x_i \xrightarrow{a} x'_i$ in G_i for $i = 1, 2$, where $a \in \Sigma_1 \cap \Sigma_2$, $x_i \in Y_i$, and $x'_i \in Y'_i$. Then there is a corresponding transition $(x_1, x_2) \xrightarrow{a} (x'_1, x'_2)$ in $G_1 \parallel G_2$. Thus, subset construction of $G_1 \parallel G_2$ generates the transition $Y_1 \times Y_2 \xrightarrow{a} Y'_1 \times Y'_2$. Since Y_i and Y'_i are also states in $\mathcal{O}(G_i)$, the corresponding transition in $\mathcal{O}(G_1) \parallel \mathcal{O}(G_2)$ is $(Y_1, Y_2) \xrightarrow{a} (Y'_1, Y'_2)$.

With similar arguments for $a \in \Sigma_1 \setminus \Sigma_2$ and $a \in \Sigma_2 \setminus \Sigma_1$, we find that for a given string $s \in \mathcal{L}(\mathcal{O}(G_1 \parallel G_2)) = \mathcal{L}(\mathcal{O}(G_1) \parallel \mathcal{O}(G_2))$, the reachable states included in the block states of $\mathcal{O}(G_1 \parallel G_2)$ and $\mathcal{O}(G_1) \parallel \mathcal{O}(G_2)$ are the same. Indeed, the bijective function $f : 2^{X_1 \times X_2} \rightarrow 2^{X_1} \times 2^{X_2}$, where $f(Y_1 \times Y_2) = (Y_1, Y_2)$ for $Y_i \in 2^{X_i}$, $i = 1, 2$, shows that the states in the two transition systems are isomorphic. The states and transitions are therefore structurally equal.

In Def. 2, the union of the state labels is taken in the synchronization. Together with the default assumption on union of state labels in observer block states, the state label of the synchronized block state $(Y_1, Y_2) = f(Y_1 \times Y_2)$ becomes $\bigcup_{x_1 \in Y_1} \lambda(x_1) \cup \bigcup_{x_2 \in Y_2} \lambda(x_2)$. The alternative interpretation for CSO, where union is replaced by intersection in the observer generation, gives $\bigcap_{x_1 \in Y_1} \lambda(x_1) \cup \bigcap_{x_2 \in Y_2} \lambda(x_2) = \bigcap_{x_1 \in Y_1} \bigcap_{x_2 \in Y_2} (\lambda(x_1) \cup \lambda(x_2))$. The second formulation corresponds to synchronization before observer generation. The interpretation for CSA is shown in Section 5. \square

Online estimation This lemma also has implications on online estimation of a modular system. Clearly, online estimation can be implemented by running local observers combined with online synchronization. Alternatively, one can simply maintain local sets of consistent estimates, which get synchronised when necessary (the latter approach avoids building and storing the local observers ahead of time, by essentially exploring only the observer states that are visited due to the particular sequence of observations that is seen). For either approach, the lemma results in a dramatic simplification on the complexity of online estimation.

In the following proposition, abstraction is added to the result of Lemma 1. The proposition is valid for any abstraction that is congruent with respect to (wrt) synchronization and hiding. The basic idea behind this incremental abstraction can be traced back to Malik et al. (2004) and Flordal and Malik (2009).

Proposition 1 (Incremental abstraction of modular observers) Let G_1 and G_2 be two nondeterministic transition systems with no shared unobservable events but hidden observable events in the set $\Sigma^h \stackrel{\text{def}}{=} \Sigma_1^h \dot{\cup} \Sigma_2^h \dot{\cup} \Sigma_{12}^h$, where Σ_i^h includes local

events in G_i , $i = 1, 2$, and Σ_{12}^h includes shared events in G_1 and G_2 . For an arbitrary abstraction equivalence $G^{\Sigma^h} \sim G^{\mathcal{A}^{\Sigma^h}}$ that is congruent wrt synchronization and hiding, the abstraction of the following observer can be incrementally generated as

$$\mathcal{O}(G_1 \parallel G_2)^{\Sigma^h} \sim (\mathcal{O}(G_1)^{\mathcal{A}^{\Sigma_1^h}} \parallel \mathcal{O}(G_2)^{\mathcal{A}^{\Sigma_2^h}})^{\mathcal{A}^{\Sigma_{12}^h}}.$$

Proof: Combining Lemma 1 with hiding of the local observable events in G_1 and G_2 , we find that $\mathcal{O}(G_1 \parallel G_2)^{\Sigma_1^h \cup \Sigma_2^h} = (\mathcal{O}(G_1) \parallel \mathcal{O}(G_2))^{\Sigma_1^h \cup \Sigma_2^h} = \mathcal{O}(G_1)^{\Sigma_1^h} \parallel \mathcal{O}(G_2)^{\Sigma_2^h}$. For an arbitrary equivalence $G \sim H$, congruence wrt synchronization means that $G \parallel R \sim H \parallel R$. Thus, $\mathcal{O}(G_1 \parallel G_2)^{\Sigma_1^h \cup \Sigma_2^h} \sim \mathcal{O}(G_1)^{\mathcal{A}^{\Sigma_1^h}} \parallel \mathcal{O}(G_2)^{\Sigma_2^h} \sim \mathcal{O}(G_1)^{\mathcal{A}^{\Sigma_1^h}} \parallel \mathcal{O}(G_2)^{\mathcal{A}^{\Sigma_2^h}}$. Now, also hiding the shared events in Σ_{12}^h , combined with congruence wrt hiding ($G \sim H$ implies $G^{\Sigma^h} \sim H^{\Sigma^h}$) and one more abstraction, we finally obtain $\mathcal{O}(G_1 \parallel G_2)^{\Sigma_1^h \cup \Sigma_2^h \cup \Sigma_{12}^h} \sim (\mathcal{O}(G_1)^{\mathcal{A}^{\Sigma_1^h}} \parallel \mathcal{O}(G_2)^{\mathcal{A}^{\Sigma_2^h}})^{\mathcal{A}^{\Sigma_{12}^h}}$. \square

4.2 Incremental observer algorithm

Based on Prop. 1, an incremental observer generation including abstraction is presented in Algorithm 1 for modular systems without any shared unobservable events.

Algorithm 1 Incremental observer generation including abstraction	
input	G_1, \dots, G_n
output	$\mathcal{O}(G)^{\mathcal{A}}$
1:	for $i \in \mathbb{N}_n^+$ do
2:	$G_{\{i\}} := \mathcal{O}(G_i)$
3:	end for
4:	$\pi_\Omega := \{\{1\}, \{2\}, \dots, \{n\}\}$
5:	repeat
6:	Choose $\Omega_1, \Omega_2 \in \pi_\Omega$ according to some heuristics
7:	$\Omega := \Omega_1 \cup \Omega_2$
8:	$G_\Omega := G_{\Omega_1}^{\mathcal{A}} \parallel G_{\Omega_2}^{\mathcal{A}}$
9:	Replace Ω_1 and Ω_2 by Ω in π_Ω
10:	until $\Omega = \mathbb{N}_n^+$
11:	$\mathcal{O}(G)^{\mathcal{A}} := G_\Omega^{\mathcal{A}}$

Fig. 2 Observer generation and incremental abstraction of a modular transition system $G = \parallel_{i \in \mathbb{N}_n^+} G_i$ without any shared unobservable events.

Heuristics In the selection of the sets Ω_1 and Ω_2 and corresponding transition systems G_{Ω_1} and G_{Ω_2} , to be abstracted in Algorithm 1, a natural approach is to first select a group of transition systems with few transitions. Among them, the two systems with the highest proportion of local events are chosen to be abstracted. In this

way, a significant reduction of states and transitions is achieved by the abstractions, and the intermediate system after the synchronization $G_\Omega := G_{\Omega_1}^A \parallel G_{\Omega_2}^A$ also becomes smaller.

Algorithm 1, including these heuristics, is a minor adaption of a method suggested by Flordal and Malik (2009) for incremental verification. They call it compositional verification, and the focus is on nonblocking and controllability properties, while the formulation here is adapted to incremental observer generation and specific observer properties based on transition systems. The main reason why this algorithm is presented here is that the nontrivial extension in Section 6, on observer abstraction for modular systems with shared unobservable events, can be computed in the same way. The difference is mainly that an additional observer operation is added on line 8.

4.3 Transformation from forbidden state to nonblocking verification

The security related verification and synthesis problems considered in this paper are all related to identification of specific non-safe observer state properties, see Section 3.4. In CSO, observer states that exclusively include secret states from the original system are non-safe, and in CSA, singleton observer states are considered as non-safe states. Non-safe states in an observer may formally be considered as *forbidden states*, and the verification as a forbidden state problem. This verification problem can be solved by introducing the state label N for the non-safe states, and then use visible bisimulation as abstraction in Algorithm 1.

Extended local observers Since the problem only includes two types of states, safe and non-safe, an alternative to generic state labels and visible bisimulation is to transform the forbidden state problem to a *nonblocking problem*. All forbidden (non-safe) states in each individual observer $\mathcal{O}(G_i)$ are then augmented with a self-loop. For CSO these self-loops are labeled by w_i , $i = 1, \dots, n$, and the resulting local observers are called $\mathcal{O}_{w_i}(G_i)$. For each such observer, a two-state *detector automaton* G_i^d , shown in Fig. 3, is then introduced. It includes a marked state with a self-loop on the set of observable events Σ_i in G_i and a transition via the event w_i to a non-marked state. The *extended local observer*

$$\mathcal{O}_e(G_i) = \mathcal{O}_{w_i}(G_i) \parallel G_i^d$$

then obtains non-marked blocking states added to every occurrence of a w_i self-loop in $\mathcal{O}_{w_i}(G_i)$. Thus, every forbidden state in $\mathcal{O}(G_i)$ results in a direct transition to a

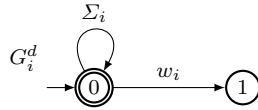


Fig. 3 Detector automaton G_i^d that inserts blocking states related to the forbidden states in $\mathcal{O}_{w_i}(G_i)$ by the extended observer $\mathcal{O}_e(G_i) = \mathcal{O}_{w_i}(G_i) \parallel G_i^d$.

blocking state in the extended local observer, while all original states in $\mathcal{O}_{w_i}(G_i)$ become marked in $\mathcal{O}_e(G_i)$. The reason is that no state in $\mathcal{O}_{w_i}(G_i)$ is explicitly marked, meaning that every state is implicitly considered to be marked in the synchronization. If any blocking states remain in the total extended observer

$$\mathcal{O}_e(G) = \mathcal{O}_e(G_1) \parallel \mathcal{O}_e(G_2) \parallel \cdots \parallel \mathcal{O}_e(G_n), \quad (6)$$

this observer is blocking, and the observer $\mathcal{O}(G)$ includes one or more non-safe states from a CSO point of view.

In the case of CSA, the transformation is simplified by choosing the same self-loop label w for all observers $\mathcal{O}(G_i)$, $i = 1, \dots, n$, and the same w label in every detector automaton G_i^d . This means that a blocking state may be reached first when all local observers have reached a non-safe state, a fact that is further motivated in Section 5.3.

Abstraction preserving nonblocking Conflict equivalence, introduced by Malik et al. (2004), preserves the nonblocking property of a transition system. This means that a system is nonblocking if and only if its conflict equivalence abstraction is also nonblocking. This abstraction, denoted \mathcal{A}_c , generally generates more efficient reductions compared to the visible bisimulation abstraction, here denoted \mathcal{A}_v . The reason is that only the nonblocking property is preserved by \mathcal{A}_c , while visible bisimulation, including divergence sensitivity, preserves temporal logics similar to CTL* (Lennartson and Noori-Hosseini, 2018).

By introducing the extended observer \mathcal{O}_e as observer operator in Algorithm 1, an incremental observer based on the abstraction \mathcal{A}_c is efficiently computed. This is possible, since conflict equivalence is congruent wrt hiding and synchronization (Malik et al., 2004). The DES software tool Supremica (Åkesson et al., 2006) includes an incremental conflict equivalence implementation based on (Flordal and Malik, 2009). As an alternative, Algorithm 1 can also be implemented based on the visible bisimulation abstraction \mathcal{A}_v and the original local observers including the non-safe state label N . Note that this abstraction is also congruent wrt hiding and synchronization (Lennartson, 2019).

The following example illustrates the transformation of a CSO verification problem to a nonblocking problem. Furthermore, the efficiency of the conflict equivalence and the visible bisimulation abstractions is demonstrated.

Example 2 Consider the subsystem G_i , $i \in \mathbb{N}_n^+$ in Fig. 4, where v_i is a local unobservable event and therefore replaced by ε before observer generation. The events a_i and c_i are local observable and the events b_i and b_{i+1} are observable but shared between neighbor subsystems, except the local events b_1 and b_{n+1} . The local observer $\mathcal{O}(G_i)$ is also shown in Fig. 4.

The transition system G_i is assumed to have one secret state, state 2. Thus, the observer state 2 is non-safe from a CSO point of view. This non-safe state with state label N in $\mathcal{O}(G_i)$ is a forbidden state to which a w_i self-loop is added in $\mathcal{O}_{w_i}(G_i)$ in Fig. 4. Including the detector automaton G_i^d as depicted in Fig. 5, gives the extended

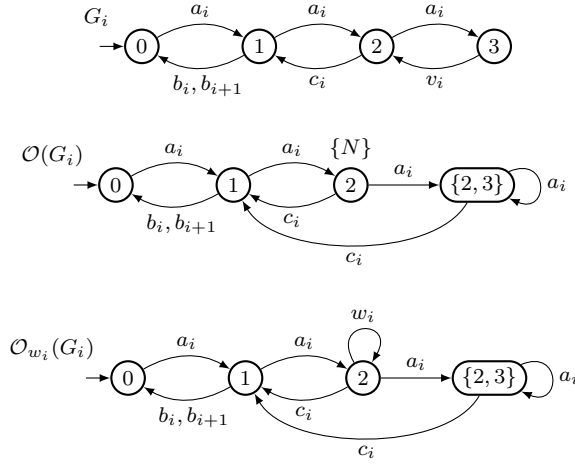


Fig. 4 Transition system G_i in Example 2, its local observer $\mathcal{O}(G_i)$ including state label N at the non-safe state 2, and local observer $\mathcal{O}_{w_i}(G_i)$ that is augmented with a w_i -self-loop at the non-safe state 2.

local observer $\mathcal{O}_e(G_i) = \mathcal{O}_{w_i}(G_i) \parallel G_i^d$ where the w_i self-loop is replaced by a w_i transition to a blocking state, also shown in Fig. 5.

In Table 1 the complexity of the incremental extended observer $\mathcal{O}_e(G)^{\mathcal{A}_c}$, including abstraction based on conflict equivalence, is compared with the extended observer without abstraction $\mathcal{O}_e(G) = \parallel_{i \in \mathbb{N}_n^+} \mathcal{O}_e(G_i)$ for different number of sub-systems n . The result shows the strength of including the incremental abstraction, where the number of states $|X|$ and transitions $|T|$ including abstraction is constant independent of n , due to the specific structure of the problem.

Somewhat surprisingly, the incremental visible bisimulation abstraction \mathcal{A}_v gives an even larger reduction down to only 2 states and 2 transitions, independent of n . This is shown in (Noori-Hosseini et al., 2018). The reason why the conflict equivalence abstraction \mathcal{A}_c does not achieve such an extreme reduction in this example is that the extended local observer $\mathcal{O}_e(G_i)$ includes an additional blocking state as a marker for the non-safe state. Thus, it is clear that for systems with special struc-

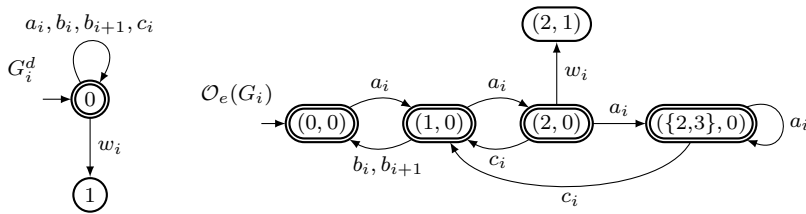


Fig. 5 The detector automaton G_i^d that inserts an additional blocking state to the non-safe state 2 in $\mathcal{O}_{w_i}(G_i)$, as depicted in $\mathcal{O}_e(G_i) = \mathcal{O}_{w_i}(G_i) \parallel G_i^d$.

Table 1 Comparison of the number of states, transitions and the elapsed time after calculation of the abstracted extended observer $\mathcal{O}_e(G)^{\mathcal{A}_c}$ using incremental abstraction based on conflict equivalence, and the modular extended observer $\mathcal{O}_e(G)$ without abstraction.

n	$\mathcal{O}_e(G)^{\mathcal{A}_c}$			$\mathcal{O}_e(G) = \parallel_{i \in \mathbb{N}_n^+} \mathcal{O}_e(G_i)$		
	$ \hat{X} $	$ \hat{T} $	t_e (ms)	$ \hat{X} $	$ \hat{T} $	t_e (s)
3	8	17	3	125	585	0.028
5	8	17	5	3,125	23,625	0.082
8	8	17	9	390,625	4,640,625	5.49
9	8	17	17	1,953,125	26,015,625	24.32
12	8	17	18	$\approx 50 \times 10^6$	–	–

tures as the one in this example, visible bisimulation can be even more efficient than conflict equivalence. \square

5 Opacity and anonymity for modular systems

So far we have shown how a specific type of states in an observer called non-safe states can be identified in an efficient way for modular systems. In this section a more detailed definition of these non-safe states is given. This is done for the security and privacy problems current state opacity and anonymity, focusing on modular structures.

A centralized architecture is considered, including one single intruder of the system. It is assumed that the intruder has full knowledge of the system structure. However, it can only observe a subset of the system events, included in the set of observable events. Based on its observations, the intruder is assumed to be able to construct an observer of the system, where only observable events are included as transition labels.

5.1 Current state opacity and anonymity

In current-state opacity (CSO) (Saboori and Hadjicostis, 2014; Jacob et al., 2016), the goal is to evaluate if it is possible to estimate any secret states in a system based on its observable events. For a transition system G , let $X_S \subseteq X$ be the set of secret states. This system is then said to be *opaque* if for every string of observable events $s \in \mathcal{L}(G)$, each corresponding state set $Y = \delta(I, s)$ that includes secret states also includes at least one non-secret state from the set $X \setminus X_S$. Note that the natural projection on observable events that often is used in opacity definitions, see for instance Jacob et al. (2016), is not involved in this section, since the strings $s \in \mathcal{L}(G)$ only include observable events. The unobservable events are replaced by ε .

Definition 3 (Current state opacity) Consider a nondeterministic transition system G , where any unobservable events are replaced by ε and $X_S \subseteq X$ is the set of

secret states. For a string of observable events $s \in \mathcal{L}(G)$, the block state $Y = \delta(I, s)$ is *safe* if $Y \not\subseteq X_S$, and G is *current state opaque* if for all strings $s \in \mathcal{L}(G)$, all corresponding block states $Y = \delta(I, s)$ are safe. \square

Since the block states $Y = \delta(I, s)$ in this CSO definition are states in the corresponding observer $\mathcal{O}(G)$, the following proposition follows immediately.

Proposition 2 (Current state opacity and safe/non-safe observer states) A transition system G is *current-state opaque* if and only if all states in the observer $\mathcal{O}(G)$ are safe. Furthermore, a state Y in $\mathcal{O}(G)$ is *non-safe* if and only if it includes only secret states from G , i.e. $Y \subseteq X_S$. \square

According to this proposition, a transition system G is current-state non-opaque if and only if at least one state in the observer $\mathcal{O}(G)$ includes only secret states from G , and is therefore *non-safe*. The label N is a state label for all non-safe states in $\mathcal{O}(G)$.

Current state anonymity With the increasing popularity of location-based services for mobile devices, privacy concerns about the unwanted revelation of user's current location are raised. For this reason the notion of CSO is adapted, and a new related notion called *current state anonymity* (CSA) is introduced (Wu et al., 2014). CSA captures the observer's inability to know for sure the current locations of moving patterns.

Definition 4 (Current state anonymity) Consider a nondeterministic transition system G , where any unobservable events are replaced by ε . For a string of observable events $s \in \mathcal{L}(G)$, the block state $Y = \delta(I, s)$ is *safe* if this state set is not a singleton ($|Y| > 1$). Furthermore, G is *current state anonymous* if for all strings $s \in \mathcal{L}(G)$, all corresponding block states $Y = \delta(I, s)$ are safe. \square

In the same way as for CSO, the block states $Y = \delta(I, s)$ in this CSA definition are states in the corresponding observer $\mathcal{O}(G)$, which directly implies the following proposition.

Proposition 3 (Current state anonymity and safe/non-safe observer states) A transition system G is *current-state anonymous* if and only if all block states in the observer $\mathcal{O}(G)$ are safe. Furthermore, a block state Y in $\mathcal{O}(G)$ is *safe* if and only if it is not a singleton ($|Y| > 1$). \square

According to this proposition, a transition system G is current-state non-anonymous, if and only if at least one block state Y in the observer $\mathcal{O}(G)$ is a singleton and is therefore *non-safe*. Obviously, anonymity is evaluated by verifying that no observer block state is a singleton state. This is natural, since more than one system state in each observer block state implies an uncertainty in determining the exact location of a moving pattern. Finally, in the same way as for CSO, the label N is a state label for all non-safe (non-anonymous) block states in G and corresponding states in $\mathcal{O}(G)$.

The following example shows the observers for CSO and CSA, including their different N (non-safe) state label interpretations.

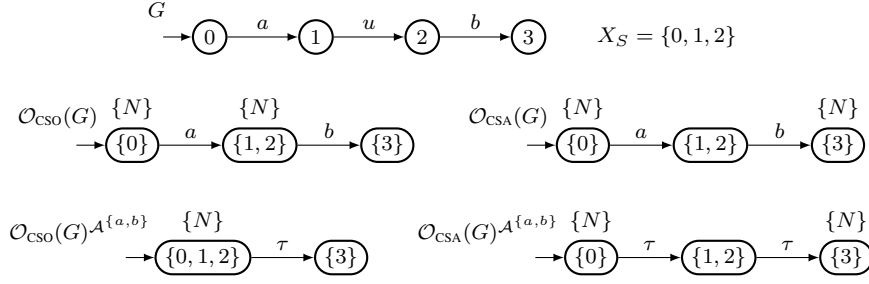


Fig. 6 A system model G , its two observers $\mathcal{O}_{\text{CSO}}(G)$ and $\mathcal{O}_{\text{CSA}}(G)$ when the event u is unobservable, and corresponding VB abstractions $\mathcal{O}_{\text{CSO}}(G)^{\mathcal{A}^{\{a,b\}}}$ and $\mathcal{O}_{\text{CSA}}(G)^{\mathcal{A}^{\{a,b\}}}$ when a and b are local observable events.

Example 3 Consider the transition system G in Fig. 6 where the secret state set $X_S = \{0, 1, 2\}$. The event u is unobservable and is therefore replaced by ε before the observer generation, where the source and target states of the ε transition are merged. Although the observers are structurally equal, depending on the verification problem, the interpretation differs concerning the non-safe states and therefore the state labeling. The block state $\{1, 2\}$ in the observer $\mathcal{O}_{\text{CSO}}(G)$ has label N , because both states 1 and 2 are secret states. On the other hand, the corresponding state in $\mathcal{O}_{\text{CSA}}(G)$ does not have state label N , as it is not a singleton state.

Since G does not include any subsystems, all events can be considered as local, since no synchronization between local subsystems is performed. The observable events a and b are therefore hidden by relabeling them with τ . In the visible bisimulation (VB) abstraction $\mathcal{O}_{\text{CSO}}(G)^{\mathcal{A}^{\{a,b\}}}$, the N -labeled states with a τ transition in between are merged, while no reduction is achieved for $\mathcal{O}_{\text{CSA}}(G)^{\mathcal{A}^{\{a,b\}}}$. We notice that only states with the same state label (label N or no label) are merged in the VB abstraction. \square

To summarize this subsection, a block state Y in the observer $\mathcal{O}(G)$ is *non-safe* and is augmented with state label N , in CSO verification when $Y \subseteq X_S$, and in CSA verification when $|Y| = 1$. These results are now generalized to modular systems.

5.2 Current state opacity and anonymity for modular systems

For a modular transition system $G = \parallel_{i \in \mathbb{N}_n^+} G_i$, CSO requires a modified definition of secret states. No shared unobservable events also means that both CSO and CSA can be expressed in terms of safety of the local block states Y_i in G_i .

Before CSO is defined for modular systems, consider an n -dimensional cross product $Y = Y_1 \times Y_2 \times \dots \times Y_n$, where the i -th set Y_i is replaced by the set Z_i . This modified cross product is denoted

$$R(Y, Z_i) = Y_1 \times \dots \times Y_{i-1} \times Z_i \times Y_{i+1} \times \dots \times Y_n \quad (7)$$

Definition 5 (Current state opacity for modular systems) Consider a modular transition system $G = \parallel_{i \in \mathbb{N}_n^+} G_i$, where X_{S_i} is the set of secret states for subsystem G_i . The set of secret states for G with state space $X = X_1 \times \dots \times X_n$ is then defined as

$$X_S = \bigcup_{i=1}^n R(X, X_{S_i})$$

For a string of observable events $s \in \mathcal{L}(G)$, the block state $Y = \delta(I, s)$ of the modular system G is *safe* if $Y \not\subseteq X_S$, and G is *current state opaque* if for all strings $s \in \mathcal{L}(G)$, all corresponding block states $Y = \delta(I, s)$ are safe. \square

The only difference between this CSO definition and Def. 3 is the more complex structure of the set of secret states X_S , which is illustrated in the following example.

Example 4 Consider the subsystems G_1 and G_2 in Fig. 7, where the events a and b are observable, and u and v are unobservable. Since v is shared, local observers can not be generated. Thus, G_1 and G_2 are first synchronized before the unobservable events are replaced by ε , and the observer $\mathcal{O}(G_1 \parallel G_2)$ is generated where the three block states are $Y = \{(0, 0)\}$, $Y' = \{(1, 1), (1, 2)\}$, and $Y'' = \{(2, 3), (3, 4)\}$. The local event u in G_2 gives the two states in Y' , and the shared event v gives the two states in Y'' .

The set of secret states $X_S = X_{S_1} \times X_2 \cup X_1 \times X_{S_2} = \{1, 2\} \times \{0, 1, 2, 3, 4\} \cup \{0, 1, 2, 3, 4\} \times \{4\}$ implies that $Y' \subseteq X_S$ and $Y'' \subseteq X_S$, while $Y \not\subseteq X_S$. Thus, Y' and Y'' are non-safe states, which means that the $G_1 \parallel G_2$ is current state non-opaque. Due to the union in the definition of secret states in Def. 5, it is enough that G_1 is in the local secret state 1 to make Y' a non-safe state in the composed system. The state Y'' is non-safe due to a more complex behavior, where first G_1 is in the local secret state 2 and G_2 is in the non-secret state 3. After the shared unobservable event v has been executed, the opposite occurs where G_2 is instead in a local secret state (state 4), and G_1 is in a non-secret state (state 3).

Both in state Y' and Y'' an intruder is able to detect that one of the subsystems is in a secret state. In the non-safe state Y' , the intruder knows that G_1 is in a secret state. A safe state implies that both a secret and a non-secret state can be occupied. Thus,

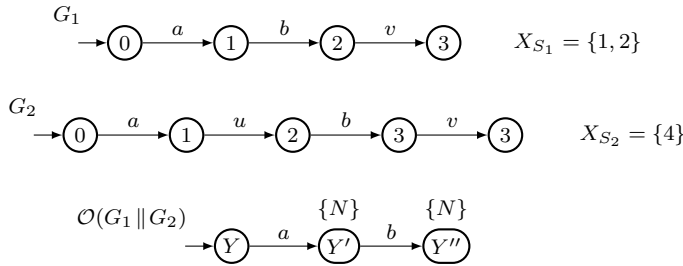


Fig. 7 Two subsystems G_1 and G_2 with observable events a and b , and unobservable events u and v , as well as the observer of the composed system $\mathcal{O}(G_1 \parallel G_2)$ where $Y = \{(0, 0)\}$, $Y' = \{(1, 1), (1, 2)\}$, and $Y'' = \{(2, 3), (3, 4)\}$.

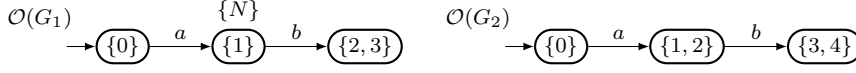


Fig. 8 Local observers for the subsystems G_1 and G_2 in Fig. 7 when the shared unobservable event v in G_2 is replaced by the local unobservable event w .

there are one or more states in a safe block state where no subsystem is in a secret state. In Y'' one of the subsystems is in a secret state, but the shared unobservable event v does not make it possible to determine if it is G_1 or G_2 , only that one of them is in its secret state. \square

In the next example, it is also shown how the CSO definition in Def. 5 can be simplified for modular systems where all unobservable events are local.

Example 5 Consider the subsystems G_1 and G_2 in Fig. 7, where the shared unobservable event v in G_2 is replaced by the local unobservable event w . No shared unobservable events give the local observers in Fig. 8. Synchronization of these observers results in the three states $(Y_1, Y_2) \stackrel{\text{def}}{=} (\{0\}, \{0\})$, $(Y'_1, Y'_2) \stackrel{\text{def}}{=} (\{1\}, \{1, 2\})$, and $(Y''_1, Y''_2) \stackrel{\text{def}}{=} (\{2, 3\}, \{3, 4\})$ in $\mathcal{O}(G_1) \parallel \mathcal{O}(G_2)$.

Taking the union of the state labels in the synchronization according to Def. 2, the second state (Y'_1, Y'_2) becomes non-safe since the second state $Y'_1 = \{1\}$ in G_1 is non-safe, while the rest of the states are safe. This result coincides with Def. 5, which in the same way as in Example 4 shows that replacing the shared unobservable event v with the local event w in G_2 means that only the second state Y' in $\mathcal{O}(G_1 \parallel G_2)$ is non-safe. \square

This example illustrates that the existence of non-safe block states for modular systems with only local unobservable events can be decided based on the existence of local non-safe block states. The following proposition confirms this statement.

Proposition 4 (Non-safe block states for modular systems) Consider a modular transition system $G = \parallel_{i \in \mathbb{N}_n^+} G_i$, where X_{S_i} is the set of secret states for subsystem G_i , and all unobservable events are local. For a string of observable events $s \in \mathcal{L}(G)$, the block state $Y = Y_1 \times \cdots \times Y_n = \delta(I, s)$ of the modular system G is *non-safe*, that is $Y \subseteq X_S = \bigcup_{i=1}^n R(X, X_{S_i})$, if and only if $(\exists i \in \mathbb{N}_n^+) Y_i \subseteq X_{S_i}$.

Proof: (\Rightarrow) Assume by contradiction that $(\forall i \in \mathbb{N}_n^+) Y_i \not\subseteq X_{S_i}$, which means that $(\forall i \in \mathbb{N}_n^+) Y_i \cap X_i \setminus X_{S_i} \neq \emptyset$. By the notation (7), this assumption yields $Y \cap X \setminus X_S = Y \cap X \setminus \bigcup_{i=1}^n R(X, X_{S_i}) = Y \cap \bigcap_{i=1}^n R(X, X_i \setminus X_{S_i}) = \bigcap_{i=1}^n R(Y, Y_i \cap X_i \setminus X_{S_i}) \neq \emptyset$, and we conclude that $Y \not\subseteq X_S$, which is a contradiction.

(\Leftarrow) Since $(\forall j \in \mathbb{N}_n^+) Y_j \subseteq X_j$, it follows that $Y = R(Y, Y_i) \subseteq R(X, Y_i)$. Furthermore, assuming that $(\exists i \in \mathbb{N}_n^+) Y_i \subseteq X_{S_i}$, and selecting i such that $Y_i \subseteq X_{S_i}$, it implies that $Y \subseteq R(X, Y_i) \subseteq R(X, X_{S_i}) \subseteq \bigcup_{i=1}^n R(X, X_{S_i}) = X_S$. \square

A block state $Y = Y_1 \times \cdots \times Y_n$ in $G = \parallel_{i \in \mathbb{N}_n^+} G_i$ is also a state in the observer $\mathcal{O}(\parallel_{i \in \mathbb{N}_n^+} G_i)$, and according to Lemma 1 the block state Y_i is then also a state in the corresponding local observer $\mathcal{O}(G_i)$. Thus, a modular system G without

shared unobservable events is CSO if there is no non-safe state in any local observer. The system is still opaque if the states in the global observer that include non-safe components are not reachable.

The interpretation of CSO from an intruder perspective was discussed in Example 4. For a system to be in a non-safe state Y , it is obviously enough, according to this example and Def. 5, that one of the subsystems is in a secret state for every state $x \in Y$. Consider, for instance, that each subsystem models one moving pattern, say a person. It is then not necessary that all persons are in local secret states to get a global non-safe state. It can be enough with one person, depending on the availability of observable events. In another scenario, where only one person is involved, the person being in a secret state in one subsystem means that the local states of the other subsystems then represent the absence of the single person. This modeling scenario is applied in the multiple floor/elevator building in Section 7.

Generally, the modular system model in Def. 5 is very flexible. The definition of secret states is often natural, as we have tried to motivate above, but alternative definitions are possible, for instance by replacing the union operator with the intersection operator, such that $X_S = \bigcap_{i=1}^n R(X, X_{S_i}) = X_{S_1} \times \dots \times X_{S_n}$. A similar type of intersection is applied when current state anonymity is analyzed for modular systems.

Current state anonymity for modular systems In the following definition, all subsystems must be in a singleton state for the whole system to break the location privacy for moving patterns.

Definition 6 (Current state anonymity for modular systems) Consider a modular system $G = \parallel_{i \in \mathbb{N}_n^+} G_i$. For a string of observable events $s \in \mathcal{L}(G)$, the global block state $Y = \delta(I, s)$ is *non-safe* if $Y = x \in X$, i.e. Y is a tuple of singleton states. Furthermore, G is *current state anonymous* if for all strings $s \in \mathcal{L}(G)$, all corresponding global block states $Y = \delta(I, s)$ are safe, i.e. no global state is a tuple of singleton states. \square

According to this definition, a global block state is only non-safe when all local states are singleton states. The motivation for this interpretation is that the synchronized subsystems together are assumed to model a map. Location privacy is then violated if it is possible to get a specific location on such a map. This corresponds to a global singleton state, involving singleton states for all subsystems.

For a string of observable events $s \in \mathcal{L}(G)$, the global block state $Y = \delta(I, s)$ in $G = \parallel_{i \in \mathbb{N}_n^+} G_i$ is also a state in the observer $\mathcal{O}(G)$. Furthermore, for a modular system without shared unobservable events, Lemma 1 implies that $\mathcal{O}(G) = \parallel_{i \in \mathbb{N}_n^+} \mathcal{O}(G_i)$. The state Y can then also be expressed as $Y = Y_1 \times \dots \times Y_n$, where Y_i is a state in the corresponding local observer $\mathcal{O}(G_i)$.

One clear difference between CSO and CSA is, however, the handling of state labels in the synchronization of the local observers $\parallel_{i \in \mathbb{N}_n^+} \mathcal{O}(G_i)$. In the case of CSA, it is then necessary to take the *intersection* of the actual non-safe state labels N from the individual subsystems, to generate a correct global state label according to Def. 6. Thus, in current state anonymity for modular systems, the union of non-safe state labels N in the synchronous composition of observers is replaced by the intersection of

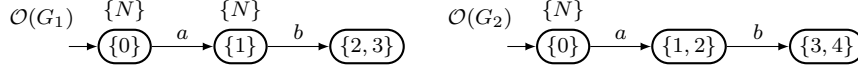


Fig. 9 Local observers for the subsystems G_1 and G_2 in Fig. 7 when the shared unobservable event v in G_2 is replaced by the local unobservable event w . The non-safe state labels are determined based on CSA.

these state labels from the individual subsystems. The following example illustrates the differences between CSA and CSO.

Example 6 First, consider the observer $\mathcal{O}(G)$ in Fig. 7. The structure of this observer is the same as for CSA, but the non-safe states are different. Concerning CSA, the first state Y is non-safe, since it is a singleton state, while the states Y' and Y'' are safe.

In Fig. 9 no shared unobservable event is involved, and therefore the observer can be generated as $\mathcal{O}(G_1) \parallel \mathcal{O}(G_2)$. In the local observers the non-safe states are assigned to the singleton states. After synchronization, taking the intersection of the N state labels, only the first state in $\mathcal{O}(G_1) \parallel \mathcal{O}(G_2)$ is non-safe. This is confirmed by noting that it is also the only singleton state in $\mathcal{O}(G_1) \parallel \mathcal{O}(G_2)$. \square

5.3 Transformation of current state opacity and anonymity to nonblocking problems

In Section 4.3 it was shown how CSO and CSA verification can be transformed to nonblocking problems, when all unobservable events are local. More specifically, a system G is CSO if the observer $\mathcal{O}_e(G)$ in (6) is nonblocking. For CSA, the same self-loop label w in all observers $\mathcal{O}_e(G_i)$, $i = 1, \dots, n$ means that a blocking state is only reached when all local observers have reached a non-safe singleton state. This models the intersection of all non-safe state labels N in the synchronization of the individual subsystems, that is required to reach a global non-safe state in the case of CSA.

5.4 Other types of opacity

Opacity can also be defined based on languages, see Dubreil et al. (2008), Badouel et al. (2006), and Lin (2011). For a system G with a set of initial states I and a language $\mathcal{L}(G, I)$, two sublanguages are introduced, a secret language $L_S \subseteq \mathcal{L}(G, I)$ and a non-secret language $L_{NS} \subseteq \mathcal{L}(G, I)$, where $L_S \cap L_{NS} = \emptyset$. Unobservable events are here not replaced by ε . Instead, a projection P from all events to the observable events is introduced. The system G is then *language-based opaque* if $L_S \subseteq P^{-1}[P(L_{NS})]$.

To verify language-based opacity (LBO), this formulation can be transformed to CSO as in (Wu and Lafortune, 2013), and then verified based on the techniques proposed in this paper. This includes a modular formulation of the transformation

from LBO to CSO. Furthermore, two notions of initial state opacity (ISO) and initial/final state opacity (IFO), as presented in (Wu and Lafortune, 2013), can also be transformed to LBO and then to a CSO problem.

6 Observer abstraction for systems with shared unobservable events

For modular systems with partial observation and shared unobservable events, the observer generation including incremental abstraction presented in Section 4 and Algorithm 1 must be reformulated. The problem is that the complete observer can not be computed by only synchronizing the local observers as in (2). The reason is that shared unobservable events can not be replaced by ε before they have become local after synchronization.

6.1 Incremental observer generation

To highlight this complication, the more expressive observer operator $\mathcal{O}_{\Sigma^\varepsilon}(G)$ is used, where we remind that the subscript Σ^ε includes the set of local unobservable events that are replaced by ε before the observer generation. First, the following lemma shows that an observer can also be generated incrementally. An observer $\mathcal{O}_{\Sigma_1^\varepsilon}(G)$ is then computed, assuming that the events in Σ_1^ε are local and unobservable. When additional local events in Σ_2^ε are considered, an update of this observer as $\mathcal{O}_{\Sigma_2^\varepsilon}(\mathcal{O}_{\Sigma_1^\varepsilon}(G))$ is shown to give the same result as generating the observer $\mathcal{O}_{\Sigma_1^\varepsilon \cup \Sigma_2^\varepsilon}(G)$ in one step.

Lemma 2 (Incremental observer generation) Consider a nondeterministic transition system G with a state set X , an initial state set I , a set of observable events Σ^o , and a set of unobservable events Σ^{uo} . Let $\Sigma_1^\varepsilon \subseteq \Sigma^{uo}$, $\Sigma_2^\varepsilon \subseteq \Sigma^{uo}$, and $\Sigma^\varepsilon = \Sigma_1^\varepsilon \cup \Sigma_2^\varepsilon$ be sets of unobservable events that are replaced by ε before corresponding observer generation. Then

$$\mathcal{O}_{\Sigma^\varepsilon}(G) = \mathcal{O}_{\Sigma_2^\varepsilon}(\mathcal{O}_{\Sigma_1^\varepsilon}(G)).$$

Proof: For the total event set $\Sigma = \Sigma^o \cup \Sigma^{uo}$, consider the language $\mathcal{L}(G) \subseteq \Sigma^*$ and the projections $P_1 : \Sigma^* \rightarrow (\Sigma \setminus \Sigma_1^\varepsilon)^*$, $P_2 : (\Sigma \setminus \Sigma_1^\varepsilon)^* \rightarrow (\Sigma \setminus (\Sigma_1^\varepsilon \cup \Sigma_2^\varepsilon))^*$, and $P : \Sigma^* \rightarrow (\Sigma \setminus (\Sigma_1^\varepsilon \cup \Sigma_2^\varepsilon))^*$. After a string $s \in \mathcal{L}(G)$ has been executed, the block state in the observer $\mathcal{O}_{\Sigma_1^\varepsilon}(G)$ can be expressed as $Y_1 = \{x \in X \mid (\exists x_0 \in I) x_0 \xrightarrow{P_1(s)} x\}$. The corresponding string $t = P_1(s)$, executed by the observer $\mathcal{O}_{\Sigma_2^\varepsilon}(\mathcal{O}_{\Sigma_1^\varepsilon}(G))$, results in the block state $Y_2 = \{Y_1 \in 2^X \mid \hat{I}_1 \xrightarrow{P_2(t)} Y_1\}$, where \hat{I}_1 is the initial state of $\mathcal{O}_{\Sigma_1^\varepsilon}(G)$. Moreover, the projection $P(s)$ generates the block state $Y = \{x \in X \mid (\exists x_0 \in I) x_0 \xrightarrow{P(s)} x\}$ in the observer $\mathcal{O}_{\Sigma^\varepsilon}(G)$. The bijective function $f : 2^{2^X} \rightarrow 2^X$, where $f(Y_2) = \bigcup_{Y_1 \in Y_2} Y_1$, together with the fact that $P_2(t) = P_2(P_1(s)) = P(s)$, finally means that $Y = f(Y_2)$ for any string $s \in \mathcal{L}(G)$. Hence, the states in the observers $\mathcal{O}_{\Sigma_2^\varepsilon}(\mathcal{O}_{\Sigma_1^\varepsilon}(G))$ and $\mathcal{O}_{\Sigma^\varepsilon}(G)$ are isomorphic, and the observers are therefore structurally equal.

The equality also includes the state labels. First consider the default assumption on union of state labels in observer block states, and the block state relation $Y = f(Y_2) = \bigcup_{Y_1 \in Y_2} Y_1$. Then the state label of a block state Y_2 in $\mathcal{O}_{\Sigma_2^\varepsilon}(\mathcal{O}_{\Sigma_1^\varepsilon}(G))$ is $\bigcup_{Y_1 \in Y_2} \bigcup_{x \in Y_1} \lambda(x) = \bigcup_{x \in (\bigcup_{Y_1 \in Y_2} Y_1)} \lambda(x) = \bigcup_{x \in Y} \lambda(x)$, which is the state label of the corresponding block state $Y = f(Y_2)$ in $\mathcal{O}_{\Sigma^\varepsilon}(G)$. Thus, the state labels for the two observers coincide. The alternative interpretation for CSO, where union is replaced by intersection in the observer generation, gives the same result, since then $\bigcap_{Y_1 \in Y_2} \bigcap_{x \in Y_1} \lambda(x) = \bigcap_{x \in (\bigcup_{Y_1 \in Y_2} Y_1)} \lambda(x) = \bigcap_{x \in Y} \lambda(x)$. For the CSA interpretation we refer to Section 5. \square

Combing this lemma with Lemma 1 for $G = G_1 \parallel G_2$, assuming that $\Sigma^\varepsilon = \Sigma_1^\varepsilon \cup \Sigma_2^\varepsilon \cup \Sigma_{12}^\varepsilon$, where Σ_{12}^ε includes the shared unobservable events in G_1 and G_2 that become local after the synchronization $G_1 \parallel G_2$, we find that

$$\mathcal{O}_{\Sigma^\varepsilon}(G_1 \parallel G_2) = \mathcal{O}_{\Sigma_{12}^\varepsilon}(\mathcal{O}_{\Sigma_1^\varepsilon \cup \Sigma_2^\varepsilon}(G_1 \parallel G_2)) = \mathcal{O}_{\Sigma_{12}^\varepsilon}(\mathcal{O}_{\Sigma_1^\varepsilon}(G_1) \parallel \mathcal{O}_{\Sigma_2^\varepsilon}(G_2)) \quad (8)$$

Based on this result it is obvious that, in the case of unobservable shared events, the equality $\mathcal{O}_{\Sigma^\varepsilon}(G_1 \parallel G_2) = \mathcal{O}_{\Sigma_1^\varepsilon}(G_1) \parallel \mathcal{O}_{\Sigma_2^\varepsilon}(G_2)$ does not always apply. This fact was also recently highlighted by an example in Masopust (2018).

6.2 Combined incremental observer generation and abstraction

The challenge is now to combine the incremental observer generation in (8) with the incremental abstraction in Algorithm 1, here based on visible bisimulation since conflict equivalence is not applicable. If some unobservable events are shared and therefore cannot immediately be replaced by ε , while some observable events are local and can be replaced by τ and then abstracted, the question is if it is possible to perform abstraction before observer generation. The next example illustrates that this is not always possible. Before this example, two important remarks are given.

- (i) Initial local observers are always assumed to be generated before any hiding and abstraction. This means that every transition system G in this section is by default an observer, although not explicitly expressed to simplify the notation. Thus, G is assumed to be deterministic (except in the final Theorem 1), and any non-safe states are labeled by N .
- (ii) Hiding and abstraction are always performed on deterministic systems. Hence, alternative choices, including τ events after hiding, are interpreted as deterministic choices in observer generation. Restrictions will also be included such that repeated observer generation and abstraction (presented later in this section) still means that G can be regarded as a deterministic transition system, although it may include alternative choices involving τ events.

Example 7 Consider the deterministic transition system G in Fig. 10, where the events a and b are observable, while u is unobservable, and the first three states have label N . In the observer $\mathcal{O}_{\{u\}}(G)^{\mathcal{A}^{(a,b)}}$, the unobservable event is first replaced by ε and the CSO observer is generated followed by visible bisimulation abstraction, while

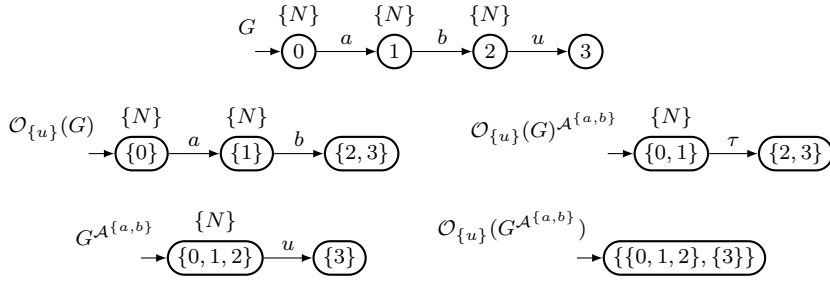


Fig. 10 Different order between observer generation and abstraction for transition system G .

the observable events are first hidden and abstracted in $\mathcal{O}_{\{u\}}(G^{\mathcal{A}^{a,b}})$, followed by the CSO observer generation.

State labels are preserved by visible bisimulation abstraction. This implies that abstracted block states with label N only include states that before the abstraction were also labeled by N . Thus, observer generation before abstraction results in the correct solution, and the model $\mathcal{O}_{\{u\}}(G)^{\mathcal{A}^{a,b}}$ in Fig. 10 shows that the states 0 and 1 are non-safe.

Making the abstraction before the observer generation generates in this example a different and therefore incorrect result. The reason is that the states are then merged in wrong blocks in $G^{\mathcal{A}^{a,b}}$, where state 2 is incorrectly joined with the states 1 and 0. In the observer generation, where the non-safe block state $\{0, 1, 2\}$ is merged with the safe state 3, the result is that the two states 0 and 1 incorrectly become safe. \square

Avoiding abstractions that influence observer generation Shared unobservable events mean that we need to repeat the observer generation when subsystems have been synchronized, since additional local unobservable events result in more ε transitions. At the same time, observable events must be abstracted when they become local, to avoid state space explosion. Thus, it is necessary to switch between abstraction and observer generation when subsystems are synchronized. According to Example 7 this is not possible without introducing some abstraction restrictions.

To avoid that any abstraction of a transition system influences later observer generations, additional state labels are added, assuming that some unobservable events have not yet been replaced by ε . Unique state labels are then added to Σ^{uo} source and target states.

Definition 7 (Σ^{uo} source and target states) For a deterministic transition system G , with a state set X and a set Σ^{uo} of unobservable events, the states in the set

$$X_{st}^{\Sigma^{uo}} = \{x, x' \in X \mid (\exists u \in \Sigma^{uo}) x \xrightarrow{u} x'\}$$

are called Σ^{uo} source and target states (STSs). \square

Adding unique state labels for all Σ^{uo} STSs means that visible bisimulation abstraction can be performed before observer generation. This is now illustrated for the transition system in Fig. 10.

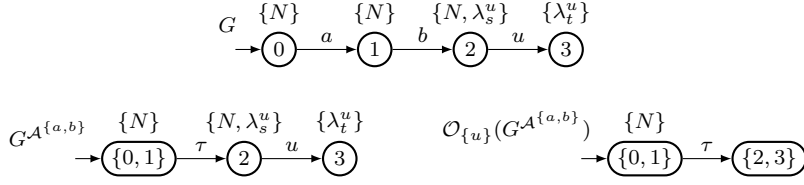


Fig. 11 Unique Σ^{uo} STS labels λ_s^u and λ_t^u added to transition system G , resulting in a correct observer $\mathcal{O}_{\{u\}}(G^{\mathcal{A}^{a,b}})$ where visible bisimulation abstraction is performed before observer generation.

Example 8 The same transition system G as in Example 7 is considered, where unique state labels λ_s^u and λ_t^u are added to the source and target states of the transition $2 \xrightarrow{u} 3$. These Σ^{uo} STS labels prevent the visible bisimulation abstraction $G^{\mathcal{A}^{a,b}}$ to merge state 2 with the states 0 and 1, since they have now different state labels. The succeeding CSO observer generation $\mathcal{O}_{\{u\}}(G)^{\mathcal{A}^{a,b}}$ merges the source and target states of the transition $2 \xrightarrow{u} 3$, and the obsolete Σ^{uo} STS labels are removed. The resulting observer $\mathcal{O}_{\{u\}}(G)^{\mathcal{A}^{a,b}}$ in Fig. 11 now coincides with the correct observer $\mathcal{O}_{\{u\}}(G)^{\mathcal{A}^{a,b}}$ in Fig. 10. \square

Future nondeterministic choices Generally, an observer transforms a nondeterministic system to a language equivalent deterministic system. Based on Algorithm 1, the first operation generates an observer for every subsystem, which implies that any multiple initial states are replaced by one initial state in every initial observer, before any abstraction is made. Furthermore, nondeterministic choices are removed in the initial observer generation. However, additional nondeterministic choices may appear after additional ε transitions have been introduced. The following example illustrates this phenomenon and resulting complications.

Example 9 Consider the deterministic transition system G in Fig. 12, where the events a , b and c are observable, while u is unobservable. Additional Σ^{uo} STS labels λ_s^u and λ_t^u are therefore also introduced in G . Making an abstraction before the observer generation implies that the event a can not be replaced by τ , since a future nondeterministic choice occurs when u is replaced by ε . Thus, consider the abstraction $G^{\mathcal{A}^{b,c}}$ in Fig. 12 where b and c have been replaced by τ , and the block state $\{3, 4\}$ has been generated. Generating the CSO observer $\mathcal{O}_{\{u\}}(G^{\mathcal{A}^{b,c}})$, followed by one more abstraction $\mathcal{O}_{\{u\}}(G^{\mathcal{A}^{b,c}})^{\mathcal{A}^{a}}$, verifies that this observer coincides with the observer $\mathcal{O}_{\{u\}}(G)^{\mathcal{A}^{a,b,c}}$ that is always correct, since no abstraction is made before the observer generation.

This example indicates that abstraction can also be included before future nondeterministic choices have been removed by observer generation. Unfortunately, additional complications sometimes show up, in this example when event c is replaced by event b in G . Starting with visible bisimulation abstraction means that $G^{\mathcal{A}^{b,c}}$ and $\mathcal{O}_{\{u\}}(G^{\mathcal{A}^{b,c}})^{\mathcal{A}^{a}}$ coincide with $G^{\mathcal{A}^{b,c}}$ and $\mathcal{O}_{\{u\}}(G^{\mathcal{A}^{b,c}})^{\mathcal{A}^{a}}$, respectively,

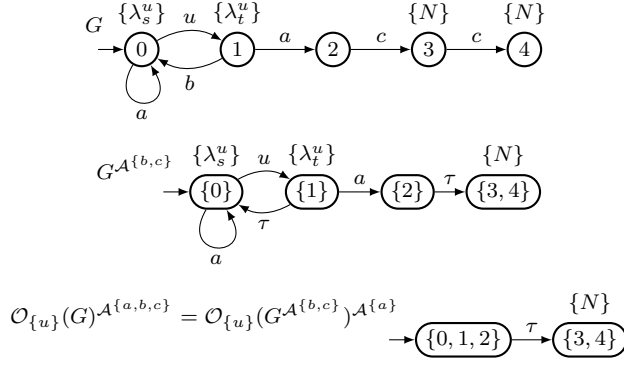


Fig. 12 Different order between observer generation and abstraction for transition system G , including a nondeterministic choice when u is replaced by ε .

in Fig. 12. Thus, the observer where abstraction is involved before observer generation incorrectly includes a non-safe state, see Fig. 13, while the correct observer $\mathcal{O}_{\{u\}}(G)^{\mathcal{A}^{\{a,b\}}}$ in Fig. 13 has no non-safe state. \square

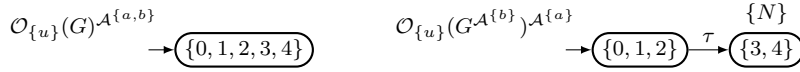


Fig. 13 Different order between observer generation and abstraction for transition system G in Fig. 12, when the event c is replaced by event b .

This example illustrates that even if an event label is preserved, which in the future will result in a nondeterministic choice, in this example event a , incorrect results may occur. Because correct results are often achieved, special rules can be established, but it is hard to define exactly when such rules give correct results.

Our conclusion is therefore that abstractions of subsystems should not be performed before future nondeterministic choices have been removed by synchronization of subsystems and observer generation. Thus, it is necessary to exactly define a future nondeterministic choice.

Definition 8 (Future nondeterministic choice) For a deterministic transition system G with a state set X , a set Σ^o of observable events, and a set Σ^{uo} of unobservable events, consider the set of transition relation sets

$$T_{nc} = \{(x, a, Y') \in X \times \Sigma^o \cup \Sigma^{uo} \times 2^X \mid (\exists x', x'' \in Y')(\exists s_u, s_v \in (\Sigma^{uo} \setminus \{a\})^*) x \xrightarrow{s_u a} x' \wedge x \xrightarrow{s_v a} x'' \wedge x' \neq x''\}.$$

The tuple (x, a, x') , where $x \in Y'$ and $(x, a, Y') \in T_{nc}$, is called a *future nondeterministic choice* (FNC) transition. \square

First, we observe that the complexity of finding FNC transitions is in worst case $O(|X||T|)$. However, the strings s_u and s_v are normally short, which means that worst case complexity is irrelevant. More importantly, the evaluation of FNC transitions is made on the original submodules G_i in (1), which are expected to be relatively small.

The exclusion of FNC transitions is only a minor restriction. First, note that unobservable identical events, not yet replaced by ε , but generating FNC transitions, can without loss of generality be renamed to avoid such transitions that later nevertheless will be replaced by ε transitions. Observe that nondeterministic choice is the main reason for the well known worst case exponential state space complexity in observer generation. Thus, it is indeed recommended to accomplish this renaming, which of course also influences other submodels, including the same shared unobservable events.

For observable events, the expectation is that any nondeterministic choice is modeled explicitly, without adding unobservable events before a nondeterministic choice (as event u in Example 9). Explicit nondeterminism is then removed in the initial observer generation. Note that in this special case, where s_u and s_v are empty strings for $(x, a, Y') \in T_{nc}$, this relation can also be expressed by the function $Y' = \delta(x, a)$.

To summarize, the assumption from now on is that all nondeterminism, except possible future ε transitions, is taken care of in the initial observer generation.

Incremental observer generation and abstraction Based on the definitions of Σ^{uo} STSs and FNC transitions, we are now ready to prove Lemma 3. This lemma states that a deterministic system including observer generation is equivalent to a system where abstraction is performed before the observer generation. The abstraction is assumed to be based on visible bisimulation.

We remind again that hiding and abstraction are always assumed to be performed on deterministic systems. Hence, alternative choices including τ events are interpreted as deterministic choices in observer generation. Also note that CSO and CSA observer generation only considers the non-safe N labels, not the unique Σ^{uo} STS labels, which are only included to avoid abstractions that influence the resulting state labels in the observer generation, see Fig. 10. When states in ε transitions are merged in the observer generation, related unique STS labels are also removed, since they are then obsolete.

Due to the length of the following proof, an example is given after the proof where the relation between specific state sets and partitions is illustrated.

Lemma 3 (Abstraction before observer generation) Consider a deterministic transition system $G = \langle X, \Sigma^o \cup \Sigma^{uo}, T, I, AP, \lambda \rangle$ where Σ^o is a set of observable events and Σ^{uo} is a set of unobservable events. Let Σ^h and Σ^ε be sets of local events that are replaced by τ and ε , respectively. Moreover, assume that unique state labels for all Σ^{uo} STSs are included in G , while no FNC transition exists in G . Then

$$\mathcal{O}_{\Sigma^\varepsilon}(G)^{\Sigma^h} \sim \mathcal{O}_{\Sigma^\varepsilon}(G^{\mathcal{A}^{\Sigma^h}}),$$

where the abstraction is based on visible bisimulation.

Proof: The state set X is naturally divided into X^o , the set of states with observable transitions to and/or from states in X^o , and the set of Σ^{uo} STSs $X^{\Sigma^{uo}}$, i.e. $X = X^o \dot{\cup} X^{\Sigma^{uo}}$. Note that border states in between observable and unobservable transitions belong to $X^{\Sigma^{uo}}$. The main point of this proof is to show the separation between the abstraction, mainly acting on X^o , and the observer generation that only affects $X^{\Sigma^{uo}}$.

Before the observer generation, the unobservable events in Σ^ε are replaced by ε , and the transition relations in T can then be divided into three parts: T^{Σ^o} including observable transitions, T^{Σ^ε} only including ε transitions, and $T^{\Sigma^{uo} \setminus \Sigma^\varepsilon}$ including remaining transitions with unobservable events, i.e. $T = T^{\Sigma^o} \dot{\cup} T^{\Sigma^\varepsilon} \dot{\cup} T^{\Sigma^{uo} \setminus \Sigma^\varepsilon}$.

The observer generation $\mathcal{O}_{\Sigma^\varepsilon}(\cdot)$ only affects the states in $X^{\Sigma^{uo}}$. The reason is that the transition function G is deterministic before the introduction of ε transitions, and it does not include any FNC transitions. It means that for any choice of Σ^ε , the transition relations in $T^{\Sigma^o} \dot{\cup} T^{\Sigma^{uo} \setminus \Sigma^\varepsilon}$ are all deterministic. More specifically, introducing the set

$$X_{\mathcal{O}_{\Sigma^\varepsilon}}^{\Sigma^{uo}} = \{Y \in 2^X \mid (\exists x \in X)(\exists a \in \Sigma^o \dot{\cup} \Sigma^{uo} \setminus \Sigma^\varepsilon)(\exists x' \in X^{\Sigma^{uo}}) \\ x \xrightarrow{a} x' \wedge Y = R_\varepsilon(x')\}$$

the observer state set can then be expressed as $X_{\mathcal{O}_{\Sigma^\varepsilon}} = X^o \dot{\cup} X_{\mathcal{O}_{\Sigma^\varepsilon}}^{\Sigma^{uo}}$. Since the states in $X_{\mathcal{O}_{\Sigma^\varepsilon}}^{\Sigma^{uo}}$ are block states, the states in X^o are now also considered as singleton block states. The fact that the observer generation only affects the states in $X^{\Sigma^{uo}}$ is also valid for the observer state label updates for CSO and CSA. It is however critical that both the source and target states of ε transitions are included in $X^{\Sigma^{uo}}$, see Fig. 10.

The structure of the observer state set $X_{\mathcal{O}_{\Sigma^\varepsilon}} = X^o \dot{\cup} X_{\mathcal{O}_{\Sigma^\varepsilon}}^{\Sigma^{uo}}$ also implies that hiding of events for observable transitions in T^{Σ^o} can be performed either before or after the observer generation. The only difference between T^{Σ^o} and the observer based version $T_{\mathcal{O}_{\Sigma^\varepsilon}}^{\Sigma^o}$ is that any target states $x' \in X^{\Sigma^{uo}}$ for transitions in T^{Σ^o} are replaced by block target states $Y \in X_{\mathcal{O}_{\Sigma^\varepsilon}}^{\Sigma^{uo}}$ for transitions in $T_{\mathcal{O}_{\Sigma^\varepsilon}}^{\Sigma^o}$. This does not influence the hiding mechanism that only changes the observable events in Σ^h to τ . Thus, $\mathcal{O}_{\Sigma^\varepsilon}(G)^{\Sigma^h} = \mathcal{O}_{\Sigma^\varepsilon}(G^{\Sigma^h})$.

Now, consider the abstraction part, where the visible bisimulation partition Π for G^{Σ^h} is divided in the same way as the state set $X = X^o \dot{\cup} X^{\Sigma^{uo}}$ such that $\Pi \stackrel{\text{def}}{=} \Pi^o \dot{\cup} \Pi^{\Sigma^{uo}}$. Since all states in $X^{\Sigma^{uo}}$ have unique state labels, corresponding block states in $\Pi^{\Sigma^{uo}}$ are singletons. This means that the abstraction only acts on the partition Π^o , resulting in possible non-singleton block states. Also note that the block states in Π are the states of G^{Σ^h} .

The states $X_{\mathcal{O}_{\Sigma^\varepsilon}} = X^o \dot{\cup} X_{\mathcal{O}_{\Sigma^\varepsilon}}^{\Sigma^{uo}}$ of the observer $\mathcal{O}_{\Sigma^\varepsilon}(G^{\Sigma^h})$ only change the states in the unobservable part from $X^{\Sigma^{uo}}$ to $X_{\mathcal{O}_{\Sigma^\varepsilon}}^{\Sigma^{uo}}$. Assume first that the unique STS labels still remain when ε transitions are merged in the observer generation. Every block state in $X_{\mathcal{O}_{\Sigma^\varepsilon}}^{\Sigma^{uo}}$ then has a unique state label. This implies that the visible bisimulation partition after the observer generation can be expressed as $\Pi_{\mathcal{O}_{\Sigma^\varepsilon}} = \Pi^o \dot{\cup} X_{\mathcal{O}_{\Sigma^\varepsilon}}^{\Sigma^{uo}}$, where once again the abstraction only acts on the partition Π^o . Thus, the abstraction

only influences X^o and generates the same partition Π^o both with and without observer generation. The abstraction is therefore completely separated from observer generation.

Finally, the removal of the unique but obsolete Σ^ε STS labels after the observer generation generally results in a coarser partition $\Pi_{\mathcal{O}} \succeq \Pi_{\mathcal{O}_{\Sigma^\varepsilon}}$. In the search for the coarsest partition $\Pi_{\mathcal{O}}$ the question is then if the same visible bisimulation partition is achieved starting from the state space $X_{\mathcal{O}_{\Sigma^\varepsilon}} = X^o \dot{\cup} X_{\mathcal{O}_{\Sigma^\varepsilon}}^{\Sigma^{uo}}$ of the observer $\mathcal{O}_{\Sigma^\varepsilon}(G)^{\Sigma^h} = \mathcal{O}_{\Sigma^\varepsilon}(G^{\Sigma^h})$ or the state space $\Pi_{\mathcal{O}_{\Sigma^\varepsilon}} = \Pi^o \dot{\cup} X_{\mathcal{O}_{\Sigma^\varepsilon}}^{\Sigma^{uo}}$ of the observer $\mathcal{O}_{\Sigma^\varepsilon}(G^{\mathcal{A}^{\Sigma^h}})$? Since all individual states of a block in a visible bisimulation partition have the same set of event-target-blocks according to Def. 1, a coarser partition just means that more states have the same set of event-target-blocks. Thus, it is no restriction to start with a state space where the states in each block state have the same set of event-target-blocks as in $\Pi_{\mathcal{O}_{\Sigma^\varepsilon}}$. A coarser partition $\Pi_{\mathcal{O}}$ only implies that some block states in $\Pi_{\mathcal{O}_{\Sigma^\varepsilon}}$ will be merged, more exactly those that generate the same set of event-target-blocks when the obsolete Σ^ε STS labels are removed, see further details in Lennartson (2019) and Example 10.

To summarize, the visible bisimulation partition for $\mathcal{O}_{\Sigma^\varepsilon}(G^{\mathcal{A}^{\Sigma^h}})$ is the same as for $\mathcal{O}_{\Sigma^\varepsilon}(G)^{\Sigma^h}$ also for the coarser partition $\Pi_{\mathcal{O}}$, where the unique state labels for the Σ^ε STSs are removed, and therefore $\mathcal{O}_{\Sigma^\varepsilon}(G)^{\Sigma^h} \sim \mathcal{O}_{\Sigma^\varepsilon}(G^{\mathcal{A}^{\Sigma^h}})$. \square

Example 10 Consider the deterministic transition system G in Fig. 14 (assumed to be an observer), where $\Sigma^o = \Sigma^h = \{a, b\}$, $\Sigma^{uo} = \{u, v, w\}$, and $\Sigma^\varepsilon = \{u, v\}$. Based on the notations in Lemma 3, the involved state sets are $X^o = \{0, 1, 4, 8, 9\}$, $X^{\Sigma^{uo}} = \{2, 3, 5, 6, 7\}$, and $X_{\mathcal{O}_{\Sigma^\varepsilon}}^{\Sigma^{uo}} = \{\{2, 3\}, \{5, 6\}, \{7\}\}$. The involved visible bisimulation partitions are $\Pi^o = \{\{0, 1\}, \{4\}, \{8, 9\}\}$, $\Pi^{\Sigma^{uo}} = \{\{2\}, \{3\}, \{5\}, \{6\}, \{7\}\}$, and $\Pi_{\mathcal{O}_{\Sigma^\varepsilon}}^{\Sigma^{uo}} = X_{\mathcal{O}_{\Sigma^\varepsilon}}^{\Sigma^{uo}}$. The block states in $\Pi_{\mathcal{O}_{\Sigma^\varepsilon}} = \Pi^o \dot{\cup} \Pi_{\mathcal{O}_{\Sigma^\varepsilon}}^{\Sigma^{uo}} = \{\{0, 1\}, \{2, 3\}, \{4\}, \{5, 6\}, \{7\}, \{8, 9\}\}$ are the states of $\mathcal{O}_{\Sigma^\varepsilon}(G^{\mathcal{A}^{\Sigma^h}})$, see Fig. 14. In the observer, the obsolete Σ^ε STS labels have been removed. Taking this into account, the visible bisimulation partitions for $\mathcal{O}_{\Sigma^\varepsilon}(G)^{\Sigma^h}$ and $\mathcal{O}_{\Sigma^\varepsilon}(G^{\mathcal{A}^{\Sigma^h}})$ are equal, both being $\Pi_{\mathcal{O}} =$

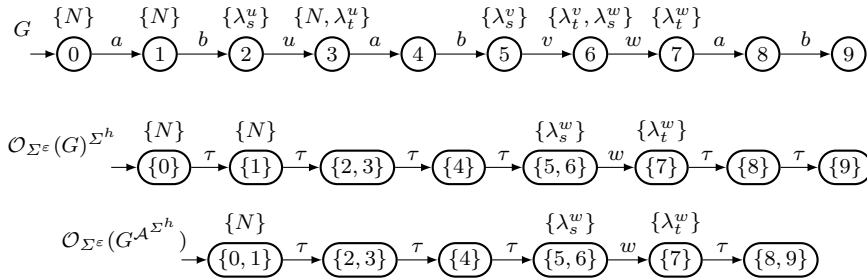


Fig. 14 Transition system G , corresponding observer $\mathcal{O}_{\Sigma^\varepsilon}(G)^{\Sigma^h}$, and abstraction followed by observer $\mathcal{O}_{\Sigma^\varepsilon}(G^{\mathcal{A}^{\Sigma^h}})$ for $\Sigma^h = \{a, b\}$ and $\Sigma^\varepsilon = \{u, v\}$.

$\{\{0, 1\}, \{2, 3, 4\}, \{5, 6\}, \{7\}, \{8, 9\}\}$. This confirms Lemma 3, which says that these two observers are visible bisimulation equivalent. \square

Based on Lemmas 1-3 and Prop. 1, the following theorem shows how an abstracted observer for a modular system including shared unobservable events can be generated incrementally by combining observer generation and abstraction.

Theorem 1 (Incremental observer generation and abstraction) Let G_1 and G_2 be two nondeterministic transition systems with hidden observable events in the set $\Sigma^h \stackrel{\text{def}}{=} \Sigma_1^h \dot{\cup} \Sigma_2^h \dot{\cup} \Sigma_{12}^h$, where Σ_i^h includes local events in G_i , $i = 1, 2$, and Σ_{12}^h includes shared events in G_1 and G_2 . Furthermore, let Σ^{uo} be the set of unobservable events for $G_1 \parallel G_2$, where $\Sigma^\varepsilon \stackrel{\text{def}}{=} \Sigma_1^\varepsilon \dot{\cup} \Sigma_2^\varepsilon \dot{\cup} \Sigma_{12}^\varepsilon \subseteq \Sigma^{uo}$ and the events in Σ_i^ε are local for G_i , $i = 1, 2$, while the events in Σ_{12}^ε are shared events in G_1 and G_2 . Also, assume that unique state labels for $\Sigma^{uo} \setminus (\Sigma_1^\varepsilon \dot{\cup} \Sigma_2^\varepsilon)$ STSs are included in G_i , while no FNC transition exists in G_i for $i = 1, 2$. Then, a visible bisimulation abstraction of the observer $\mathcal{O}_{\Sigma^\varepsilon}(G_1 \parallel G_2)^{\Sigma^h}$ can be incrementally generated as

$$\mathcal{O}_{\Sigma^\varepsilon}(G_1 \parallel G_2)^{\Sigma^h} \sim \mathcal{O}_{\Sigma_{12}^\varepsilon}(\mathcal{O}_{\Sigma_1^\varepsilon}(G_1)^{\mathcal{A}^{\Sigma_1^h}} \parallel \mathcal{O}_{\Sigma_2^\varepsilon}(G_2)^{\mathcal{A}^{\Sigma_2^h}})^{\mathcal{A}^{\Sigma_{12}^h}}.$$

Proof: Based on Lemma 2, (8), and $G = G_1 \parallel G_2$ in Lemma 3 we find that

$$\mathcal{O}_{\Sigma^\varepsilon}(G_1 \parallel G_2)^{\Sigma_1^h \dot{\cup} \Sigma_2^h} \sim \mathcal{O}_{\Sigma_{12}^\varepsilon}((\mathcal{O}_{\Sigma_1^\varepsilon}(G_1) \parallel \mathcal{O}_{\Sigma_2^\varepsilon}(G_2))^{\mathcal{A}^{\Sigma_1^h \dot{\cup} \Sigma_2^h}}).$$

Together with Prop. 1 and hiding of the events in Σ_{12}^h on the left side, as well as an additional abstraction $\mathcal{A}^{\Sigma_{12}^h}$ on the right side, this gives

$$\mathcal{O}_{\Sigma^\varepsilon}(G_1 \parallel G_2)^{\Sigma_1^h \dot{\cup} \Sigma_2^h \dot{\cup} \Sigma_{12}^h} \sim \mathcal{O}_{\Sigma_{12}^\varepsilon}(\mathcal{O}_{\Sigma_1^\varepsilon}(G_1)^{\mathcal{A}^{\Sigma_1^h}} \parallel \mathcal{O}_{\Sigma_2^\varepsilon}(G_2)^{\mathcal{A}^{\Sigma_2^h}})^{\mathcal{A}^{\Sigma_{12}^h}},$$

which proves the theorem. \square

The first local observer generations $\mathcal{O}_{\Sigma_i^\varepsilon}(G_i)$, $i = 1, 2$, remove multiple initial states, non-deterministic choices and local unobservable events. The achieved observers guarantee that the following local hiding and abstraction is performed on deterministic systems. The critical point investigated in Lemma 3, including some minor restrictions, is that local abstractions can be accomplished before shared unobservable events are removed by the observer generation $\mathcal{O}_{\Sigma_{12}^\varepsilon}$. This is followed by an additional abstraction $\mathcal{A}^{\Sigma_{12}^h}$ of the shared observable events that are only involved in $G_1 \parallel G_2$.

This procedure is repeated in the same way as in Algorithm 1, which means that the state space explosion can be reduced significantly by the incremental abstraction, also for modular systems with shared unobservable events.

Algorithm An algorithm for incremental observer generation and abstraction in the presence of shared unobservable events, presented in Theorem 1 for two subsystems, is generalized in the same way as in Algorithm 1. The only differences are that on line 2 unique state labels for source and target states of shared unobservable transitions are introduced after the observer generation, and line 8 is replaced with

$$G_{\Omega} := \mathcal{O}((G_{\Omega_1})^A \parallel (G_{\Omega_2})^A).$$

In all abstractions, new local observable events are hidden, and in all observer generations, new local unobservable events are replaced by ε . After the observer generation on line 8, all obsolete state labels are also removed, as mentioned before Lemma 3.

Finally, note that no observer generation is necessary when there are no shared unobservable events in G_{Ω_1} and G_{Ω_2} . A complement in the heuristics on selection of the sets Ω_1 and Ω_2 is therefore to also focus on subsystems that have shared unobservable events as early as possible. In this way, extra observer generations can be significantly reduced.

7 Opacity verification of a multiple floor/elevator building

In order to demonstrate the practical use of the modular and incremental verification procedure, a CSO problem is formulated based on an n -story building with m elevators on each floor. The model is inspired by an analytical and monolithic building example in Dubreil et al. (2010).

First, for better understanding of the problem, explicit results for the special case $n = 2$ and $m = 2$ are presented in the following example.

Example 11 Transition systems for a two-story building with floor models F^1 and F^2 and elevator models E^1 and E^2 are shown in Fig. 15. Each floor consists of two corridors and two elevators. Elevator entrances are located in states 2 and 4 in F^i and E^j for $i, j = 1, 2$. There are card readers in the corridors and elevators, which are represented by the events c_j^i and e_j^i , respectively. The subscript j indicates the corridor and elevator and the superscript i corresponding floor. The events u_j and d_j indicate the upward and downward movement of the j -th elevator, respectively. The shared elevator event e_j^i coordinates floor i with elevator j , and the alternative choices with equal events, c_1^i in state 2 and c_2^i in state 4, plus arbitrary initial states ($I^{F^i} = X^{F^i}$ and $I^{E^j} = X^{E^j}$) generate the non-determinism of the system.

The observer of the i -th floor $\mathcal{O}(F^i)$ is also shown in Fig. 15, where opacity depends on the choice of secret states. Assume that there are only secret states in the second floor model F^2 , which means that there can only be non-safe states in the observer $\mathcal{O}(F^2)$. The opacity of the total system $F_1 \parallel F_2 \parallel E_1 \parallel E_2$ is therefore determined by the state labels of $\mathcal{O}(F^2)$. If the secret state is $X_S^{F^2} = \{1\}$ or $X_S^{F^2} = \{3\}$, the system is opaque, since all block states in $\mathcal{O}(F^2)$ then include non-secret states, meaning that all states are safe. On the other hand, $X_S^{F^2} = \{1, 3\}$ results in a non-opaque system, since the state $\{1, 3\}$ in $\mathcal{O}(F^2)$ then becomes non-safe. \square

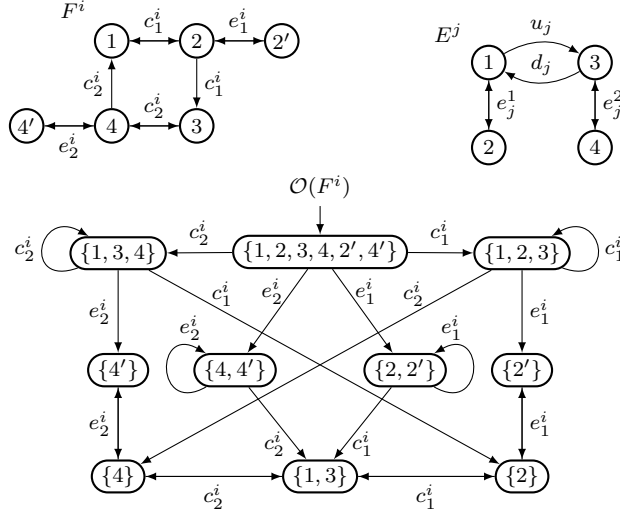


Fig. 15 Floor plan model F^i for the i -th floor, elevator model E^j for the j -th corridor c_j , and observer $O(F^i)$ for the i -th floor.

Building with n floors and m elevators Consider an n -story building with m elevators on each floor. The transition system models of floors and elevators are depicted in Fig. 16. There are n floor models $F^i, i \in \mathbb{N}_n^+$ and m elevator models $E^j, j \in \mathbb{N}_m^+$. Each floor consists of corridors, rooms and elevators. Elevator entrances are located in states $2, 4, \dots, 2m - 2, 2m$ in F^i and states $2, 4, \dots, 2n - 2, 2n$ in E^j . Corridors are connected through doors that open using card readers. The card readers are installed at the entrances of the elevators. Passing through the entrances of corridors and elevators are shown by events c and e , respectively. Note that c_j^i (e_j^i) indicates the j -th corridor (elevator) on the i -th floor. The events u_j and d_j represent the upward and downward movement of the j -th elevator, respectively.

The shared elevator event e_j^i coordinates floor i with elevator j , and in state $2j$ on floor i an alternative choice with equal event, c_j^i , as well as arbitrary initial states generate the system non-determinism. The staff moving patterns can be tracked by observing the records of their ID cards that are read by the card readers. All floors have similar structure, but have different secret states which are places in the building that have a storage for secret documents.

Two scenarios One member of the staff wants to place a secret document in one of the secret locations in the building. There is an intruder that knows the structure of the system and has access to the records of card readers. The question is then if the intruder can have the knowledge that the secret document is in that specific location. In this case, an opaque system means that even a very careless staff with no specific strategy can place the secret document in any of the secret places, without being concerned of the secret being revealed. Most opacity examples have only one

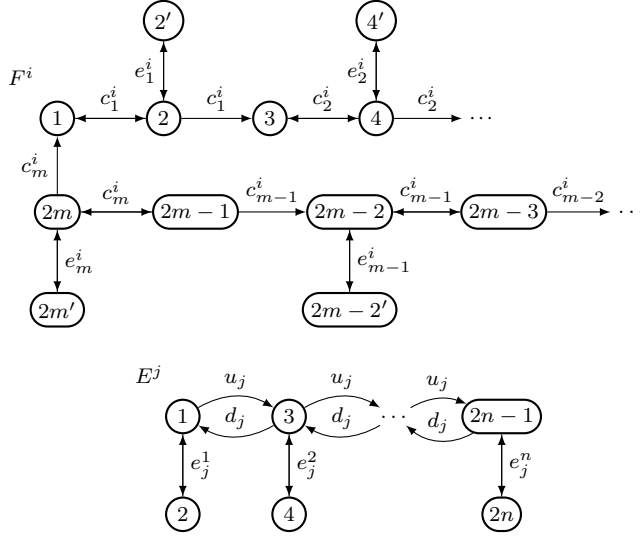


Fig. 16 Floor plan model F^i for the i -th floor and elevator model E^j for the j -th corridor c_j .

strategy for reaching to an opaque solution, while in this example, no specific strategy is needed as long as the system is opaque.

As an alternative scenario, consider the case when some card readers do not work due to power failure. Since corresponding doors in that case cannot be opened, related transitions are then removed.

Results The CSO verification results for the building in Fig. 16, with different number of floors and elevators, are presented in Table 2 for non-opaque systems. Results for the alternative scenario, where some doors can not be opened due to power failure, are shown in Table 3. Restrictions are then introduced such that all systems become opaque.

In the first column of both tables, the pair (n, m) shows the number of floors and elevators. The second column in Table 2 includes the set of secret states on each floor. The set of secret states in Table 3 are the same as in Table 2, but omitted due to shortage of space. The column in both tables that is indicated with a \star sign, shows the floors with local non-safe states, and in Table 3 also the corridors where card readers do not work.

The number of states $|\hat{X}|$ and transitions $|\hat{T}|$, as well as the elapsed time for the verification t_e , are then presented for observers with abstraction $\mathcal{O}(G)^{\mathcal{A}}$ and without abstraction $\mathcal{O}(G)$. The verification is based on the transformation to a nonblocking problem, including conflict equivalence abstraction, as presented in Section 4.3.

The results in Tables 2 and 3 clearly demonstrate the strength of including the incremental abstraction. The number of states in Table 3 for three floors and four elevators is more than 1000 times larger when abstraction is not included, and no solution is obtained without abstraction for the larger systems. We also observe that

Table 2 Results for non-opaque systems, where the number of states and transitions plus execution time are given for observers with abstraction $\mathcal{O}(G)^{\mathcal{A}}$ and without abstraction $\mathcal{O}(G)$. The \star sign column shows the floors with local non-safe states.

F^i/E^j -model			$\mathcal{O}(G)^{\mathcal{A}} = \parallel \mathcal{O}(G_i)^{\mathcal{A}}$			$\mathcal{O}(G) = \parallel \mathcal{O}(G_i)$		
(n, m)	X_S^i	\star	$ \hat{X} $	$ \hat{T} $	t_e (ms)	$ \hat{X} $	$ \hat{T} $	t_e (ms)
(1,1)	$X_S^{F^1} = \{1\}$	F^1	9	13	2	7	11	8
(1,3)	$X_S^{F^1} = \{1, 2, 3\}$	F^1	26	50	4	19	39	9
(2,2)	$X_S^{F^1} = \{3\}$	F^2	49	127	5	775	2,913	15
	$X_S^{F^2} = \{1, 5\}$							
(2,3)	$X_S^{F^1} = \{3\}$	F^2	25	52	5	3,823	14,567	44
	$X_S^{F^2} = \{1, 5\}$							
(3,3)	$X_S^{F^1} = \{1\}$	F^2	32	89	6	347,445	1,732,836	10,918
	$X_S^{F^2} = \{1, 3\}$	F^3						
	$X_S^{F^3} = \{1, 5\}$							
(3,4)	$X_S^{F^1} = \{1\}$	F^2	42	118	7	$\approx 2.6 \cdot 10^6$	o.m.	–
	$X_S^{F^2} = \{1, 3\}$	F^3						
	$X_S^{F^3} = \{5, 7\}$							
(4,3)	$X_S^{F^1} = \{1\}$	F^2	32	105	4	$\approx 16 \cdot 10^6$	o.m.	–
	$X_S^{F^2} = \{1, 3\}$	F^3						
	$X_S^{F^3} = \{1, 5\}$	F^4						
	$X_S^{F^4} = \{1, 2, 3\}$							
(5,3)	$X_S^{F^2} = \{1, 3\}$	F^2	32	121	9	$\approx 22.6 \cdot 10^6$	o.m.	–
	$X_S^{F^3} = \{1, 5\}$	F^3						
	$X_S^{F^4} = \{1, 2, 3\}$	F^4						
	$X_S^{F^5} = \{3, 4, 5\}$	F^5						

for the non-opaque case in Table 2 the computation does not continue when one of the non-safe states has been found, which makes it much faster than the verification of opaque systems, where the whole reachable state space (although abstracted) needs to be evaluated.

8 Opacity and anonymity enforcement

For a transition system G , with non-safe block states defined for CSO in Def. 3 and CSA in Def. 4, it will now be shown how opacity/anonymity can be enforced by a supervisor S . Only safe block states will then be reachable in the controlled (closed

Table 3 Results for opaque systems, where number of states and transitions plus execution time are given for observers with abstraction $\mathcal{O}(G)^{\mathcal{A}}$ and without abstraction $\mathcal{O}(G)$. The \star sign column shows the corridors where card readers do not work.

F^i/E^j -model		$\mathcal{O}(G)^{\mathcal{A}} = \parallel \mathcal{O}(G_i)^{\mathcal{A}}$			$\mathcal{O}(G) = \parallel \mathcal{O}(G_i)$		
(n, m)	\star	$ \hat{X} $	$ \hat{T} $	t_e (ms)	$ \hat{X} $	$ \hat{T} $	t_e (ms)
(1,1)	(c_1^1)	2	1	1	2	2	7
(1,3)	(c_1^1)	12	19	3	12	24	8
(2,2)	(c_1^2)	13	30	7	487	2,014	12
(2,3)	(c_3^2)	44	112	10	1,699	6,450	24
(3,3)	(c_1^2, c_3^3)	266	1,048	45	75,520	380,508	1,673
(3,4)	(c_1^2, c_3^3)	413	1,667	106	591,867	3,042,099	18,058
(4,3)	(c_1^2, c_3^3, c_4^4)	3,043	17,807	10,530	$\approx 2 \cdot 10^6$	o.m.	–
(5,3)	$(c_1^2, c_3^3, c_4^4, c_5^5)$	19,556	142,087	24', 39"	$\approx 23.1 \cdot 10^6$	o.m.	–

loop) system. Two assumptions that simplify the computation of the supervisor are introduced:

- (i) All unobservable events are assumed to be uncontrollable. Since only observable events are then controllable and therefore can be disabled by the supervisor, it can be generated by the observer $\mathcal{O}(G)$ that is relevant for the actual security problem. The assumption is the same as in Saboori and Hadjicostis (2012), but a simpler CSO formulation is presented here.
- (ii) All unobservable events are assumed to be local. This means that the observer $\mathcal{O}(G)$ of a modular system (1) can be obtained by synchronizing local observers (2), and efficient abstractions can be used in the supervisor synthesis.

The input to the supervisor S from the transition system G only includes observable events, and S restricts the behavior of the controlled system by disabling some controllable events (Ramadge and Wonham, 1989; Kumar and Garg, 1995). Since all controllable events here are also assumed to be observable, the information to and from the supervisor only involves observable events. Thus, the nondeterministic transition system G is perfectly represented by its observer $\mathcal{O}(G)$ in the synthesis and implementation of the supervisor S . This means that the closed loop system, where S is also represented as an automaton, can be modeled as $\mathcal{O}(G) \parallel S$.

8.1 Observer based supervisor generation

The non-safe block states in G that must be avoided by the supervisor are determined by the observer $\mathcal{O}(G)$, according to Props. 2 and 3. These states are now called *forbidden states* and included in the set \hat{X}_f . Since no other state labels are considered, the observer is simplified from an arbitrary transition system to the automaton

$\mathcal{O}(G) = \langle \hat{X}, \Sigma, \hat{T}, \hat{I} \rangle$. Furthermore, a restricted observer automaton is introduced

$$\mathcal{O}(G)_{\setminus \hat{X}_f} = \langle \hat{X} \setminus \hat{X}_f, \Sigma, \hat{T}_{\setminus \hat{X}_f}, \hat{I}_{\setminus \hat{X}_f} \rangle$$

where $\hat{T}_{\setminus \hat{X}_f} = \{(Y, a, Y') \in \hat{T} \mid Y, Y' \notin \hat{X}_f\}$. Hence, $\mathcal{O}(G)_{\setminus \hat{X}_f}$ is the automaton where all forbidden states are excluded.

If all events in $\mathcal{O}(G)$ are controllable, the automaton $S = \mathcal{O}(G)_{\setminus \hat{X}_f}$ is the maximally permissive supervisor for the closed loop system $\mathcal{O}(G) \parallel S$. When also some observable transitions are uncontrollable, these events can not be disabled by the supervisor. Not only the forbidden states must then be excluded in S , but also states from which there are uncontrollable transitions to forbidden states. The following proposition shows how the supervisor is then obtained by generating an extended set of forbidden states \hat{X}_f^e . It is a minor modification and special case of the supervisor synthesis method presented in Malik and Flordal (2008).

Proposition 5 (Observer Based Supervisor) Consider a transition system G and corresponding observer $\mathcal{O}(G)$ with state space \hat{X} , uncontrollable event set Σ_u , transition function $\hat{\delta}$, and forbidden state set \hat{X}_f . The *extended forbidden state set*

$$\hat{X}_f^e = \{Y \in \hat{X} \mid (\exists s_u \in \Sigma_u^*) \hat{\delta}(Y, s_u) \in \hat{X}_f\}$$

results in the maximally permissive and controllable supervisor $S = \mathcal{O}(G)_{\setminus \hat{X}_f^e}$ for the closed loop system $\mathcal{O}(G) \parallel S = S$.

Proof (sketch): Since the supervisor $S = \mathcal{O}(G)_{\setminus \hat{X}_f^e}$ is a subautomaton of $\mathcal{O}(G)$ and both are deterministic, it follows that the supervisor is a model of the closed loop system, i.e. $\mathcal{O}(G) \parallel S = S$. In the supervisor, only those states are removed from which it is possible to reach a forbidden state by only executing uncontrollable transitions. Thus, the supervisor S is maximally permissive. Furthermore, all border transitions entering \hat{X}_f^e are controllable, and since these transitions are removed from S , only controllable events are disabled. Hence, the supervisor is controllable. \square

Example 12 Consider the transition system G and its observer $\mathcal{O}(G)$ in Fig. 17. The secret states are $X_S = \{2, 5\}$ and the uncontrollable event $\Sigma_u = \{d\}$ (denoted by exclamation mark). Both CSO and CSA result in the forbidden (non-safe) state set $\hat{X}_f = \{\{2\}, \{5\}\}$. Since the event d is uncontrollable, the set of extended forbidden

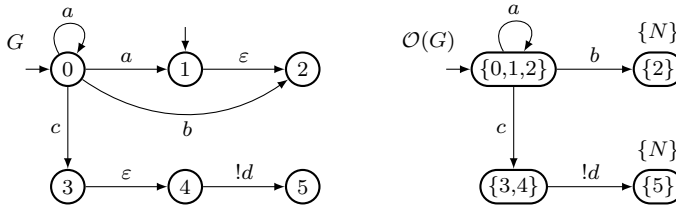


Fig. 17 Transition system G in Example 12 and its observer $\mathcal{O}(G)$.

states in the observer $\hat{X}_f^e = \{\{2\}, \{3, 4\}, \{5\}\}$. Thus, the only remaining state in the supervisor $S = \mathcal{O}(G) \setminus \hat{X}_f^e$ is $\hat{X} \setminus \hat{X}_f^e = \{\{0, 1, 2\}\}$, and the disabled events in this block state are b and c , while the event a is enabled. \square

8.2 Incremental supervisor generation by nonblocking preserving abstraction

In Section 4.3 it was shown how a forbidden state verification problem can be transformed to a nonblocking problem. More specifically, an observer $\mathcal{O}(G)$ has forbidden states if and only if the extended observer $\mathcal{O}_e(G)$ in (6) has blocking states. To formulate this as a supervisor synthesis problem, the added w self-loops in the local observers at the forbidden states are considered to be uncontrollable. This means that the transitions to the blocking states in the extended observer are uncontrollable. The source states at these uncontrollable transitions (the originally forbidden states), as well as the blocking states, will then be excluded in the nonblocking synthesis.

Since the extended observer $\mathcal{O}_e(G)$ is modular, consisting of synchronized local extended observers, the same type of abstraction as in Section 4.3 can be applied also before the nonblocking and controllable supervisor is computed. Instead of conflict equivalence that preserves nonblocking properties for verification purpose, a somewhat finer equivalence is required to be able to make synthesis on the abstracted observer. In (Flordal and Malik, 2009; Mohajerani et al., 2014, 2017), a supervisor synthesis equivalence is proposed by which an incremental abstraction is performed similar to Algorithm 1 in Section 4.2. This compositional synthesis, which is also implemented in the DES software tool Supremica (Åkesson et al., 2006), is applied to the modular extended observer $\mathcal{O}_e(G)$ in (6), including the uncontrollable events mentioned above.

Example 13 Consider again the 2-story building with two elevators and the floor observers depicted in Fig. 15. The set of secret states for the floors are $X_S^{F^1} = \{3\}$ and $X_S^{F^2} = \{1, 2'\}$. As can be seen in Fig. 15, the floor observers have no state exclusively including 3, while there is a state in the second floor observer that exclusively includes state $2'$. This state is a CSO non-safe state, which makes the second floor non-opaque. To make the whole system opaque, a supervisor S is generated that restricts the second floor observer from entering the non-safe state. The resulting supervisor is shown in Fig. 18, where the synchronous composition $\mathcal{O}(F^2) \parallel S$ does not include the non-safe state $2'$.

Table 4 shows $|\hat{X}|$, $|\hat{T}|$ and the elapsed time (t_e^S) for generating both compositional and monolithic supervisors, for the non-opaque building examples explained in Section 7. The model has the same structure with similar set of secret states X_S on each floor. The resulting computation times for the larger examples are about 3-6 times faster using the incremental synthesis procedure. \square

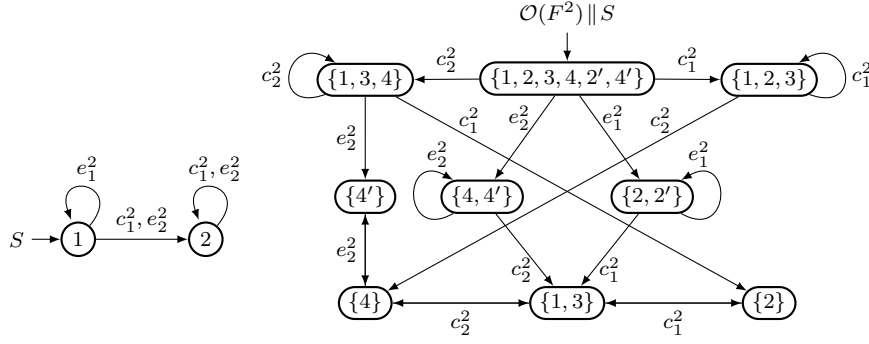


Fig. 18 Supervisor S for the whole system, and the observer of the second floor $\mathcal{O}(F^2)$ after synchronization with the supervisor.

9 Conclusions

To tackle the exponential observer generation complexity for current-state opacity/anonymity verification and enforcement, but also the complexity that arises when modular subsystems are synchronized, an incremental local observer abstraction is proposed. The two notions of current-state opacity and current-state anonymity are formulated based on state labels in transition systems that are naturally extended to modular systems. Non-safe states in corresponding local observers are then considered as forbidden states. By introducing simple detector automata, this problem is easily transformed to a nonblocking problem for which efficient existing abstraction methods are applied. This transformation to a nonblocking problem by detector automata is a generic technique with a great potential. A recent alternative example is incremental abstraction for verification of diagnosability (Noori-Hosseini and Lennartson, 2019).

Table 4 Number of states and transitions of supervisors based on incremental and monolithic synthesis for non-opaque buildings with n floors and m elevators. The larger examples obtain modular supervisors based on incremental synthesis.

F^i/E^j -model (n, m)	S incremental synth.			S monolithic synth.		
	$ \hat{X} $	$ \hat{T} $	t_e^S (s)	$ \hat{X} $	$ \hat{T} $	t_e^S (s)
(1,3)	1	0	0.02	1	0	0.02
(2,2)	2	5	0.05	2	5	0.13
(2,3)	3	10	0.09	3	6	0.31
(3,3)	(3,7)	(10,66)	70	61	700	441
(3,4)	(3,6)	(12,60)	54	–	–	–

The main theoretical development in this paper is the combined incremental abstraction and observer generation for systems with shared unobservable events. Due to the need for additional temporary state labels, the more general but less efficient visible bisimulation is then used as abstraction. An interesting alternative is to introduce arbitrary state labels in the more efficient abstractions that also have been used in this paper, but then only applied to transition systems without shared unobservable events. The efficiency of the proposed methods is demonstrated through a modular multiple floor/elevator building example. Both verification and supervisor synthesis to enforce a secure system are investigated. The results show a great improvement when abstraction is included especially for verification, while there is hope for some further improvements in the observer based supervisor synthesis.

References

- Åkesson K, Fabian M, Flordal H, Malik R (2006) Supremica - an integrated environment for verification, synthesis and simulation of discrete event systems. In: 8th International Workshop on Discrete Event Systems, WODES'08, pp 384–385, DOI 10.1109/wodes.2006.382401
- Badouel E, Bednarczyk M, Borzyszkowski A, Caillaud B, Darondeau P (2006) Concurrent secrets. In: 8th International Workshop on Discrete Event Systems, IEEE, pp 425–446, DOI 10.1109/wodes.2006.1678407
- Baier C, Katoen J (2008) Principles of Model Checking. Kluwer, Cambridge, MA
- Bourouis A, Klai K, Hadj-Alouane NB, Touati YE (2017) On the verification of opacity in web services and their composition. IEEE Transactions on Services Computing 10(1):66–79, DOI 10.1109/tsc.2016.2605090
- Bryans JW, Koutny M, Ryan PY (2005) Modelling opacity using Petri nets. Electronic Notes in Theoretical Computer Science 121:101–115, DOI 10.1016/j.entcs.2004.10.010
- Bryans JW, Koutny M, Mazaré L, Ryan PYA (2008) Opacity generalised to transition systems. International Journal of Information Security 7(6):421–435, DOI 10.1007/s10207-008-0058-x
- Bryant RE (1992) Symbolic Boolean manipulation with ordered binary-decision diagrams. ACM Computing Surveys 24(3):293–318, DOI 10.1145/136035.136043
- Cassandras CG, Lafortune S (2008) Introduction to Discrete Event Systems, 2nd edn. Chapter 3, pp. 133–221, Springer
- Cassez F (2009) The dark side of timed opacity. In: Advances in Information Security and Assurance, Springer Berlin Heidelberg, pp 21–30
- Dubreil J, Darondeau P, Marchand H (2008) Opacity enforcing control synthesis. In: 9th International Workshop on Discrete Event Systems, , pp 28–35, DOI 10.1109/wodes.2008.4605918
- Dubreil J, Darondeau P, Marchand H (2010) Supervisory control for opacity. IEEE Transactions on Automatic Control 55(5):1089–1100, DOI 10.1109/tac.2010.2042008

- Fabre E (2012) Diagnosis and automata. In: Seatzu C, Silva M, van Schuppen JH (eds) *Control of Discrete-Event Systems: Automata and Petri net Perspectives*, Lecture Notes in Control and Information Sciences, Springer, pp 85–106
- Flordal H, Malik R (2009) Compositional verification in supervisory control. *SIAM Journal on Control and Optimization* 48(3):1914–1938, DOI 10.1137/070695526
- Flordal H, Malik R, Fabian M, Åkesson K (2007) Compositional synthesis of maximally permissive supervisors using supervision equivalence. *Discrete Event Dynamic Systems* 17(4):475–504, DOI 10.1007/s10626-007-0018-z
- Focardi R, Gorrieri R (1996) A taxonomy of trace-based security properties for CCS. In: *Proceedings The Computer Security Foundations Workshop VII*, IEEE Comput. Soc. Press, pp 126–136, DOI 10.1109/csfw.1994.315941
- Graf S, Steffen B, Luttgen G (1996) Compositional minimization of finite state systems using interface specifications. *Formal Aspects of Computing* 8:607–616
- Hoare CAR (1978) *Communicating Sequential Processes*, Series in Computer Science, vol 21. ACM, DOI 10.1145/359576.359585
- Hopcroft JE, Motwani R, Ullman JD (2001) *Introduction to Automata Theory, Languages, and Computation*, 2nd edn. Series in Computer Science, Addison-Wesley
- Jacob R, Lesage JJ, Faure JM (2016) Overview of discrete event systems opacity: Models, validation, and quantification. *Annual Reviews in Control* 41:135–146, DOI 10.1016/j.arcontrol.2016.04.015
- Ji Y, Wu YC, Lafortune S (2018) Enforcement of opacity by public and private insertion functions. *Automatica* 93:369–378, DOI 10.1016/j.automatica.2018.03.041
- Kumar R, Garg VK (1995) *Modeling and Control of Logical Discrete Event Systems*. Kluwer
- Lafortune S, Lin F, Hadjicostis CN (2018) On the history of diagnosability and opacity in discrete event systems. *Annual Reviews in Control* 45:257–266, DOI 10.1016/j.arcontrol.2018.04.002
- Lennartson B (2019) *Discrete Event Systems - Lecture Notes*. Tech. rep., Chalmers University of Technology, Gothenburg, Sweden
- Lennartson B, Noori-Hosseini M (2018) Visible bisimulation equivalence — a unified abstraction for temporal logic verification. *IFAC-PapersOnLine* 51(7):400–407, DOI 10.1016/j.ifacol.2018.06.332
- Lin F (2011) Opacity of discrete event systems and its applications. *Automatica* 47(3):496–503, DOI 10.1016/j.automatica.2011.01.002
- Malik R, Flordal H (2008) Compositional synthesis of discrete event systems via synthesis equivalence. Tech. Rep. 05/2008, University of Waikato
- Malik R, Streader D, Reeves S (2004) Fair testing revisited: A process-algebraic characterisation of conflicts. In: *Automated Technology for Verification and Analysis*, Springer Berlin Heidelberg, pp 120–134, DOI 10.1007/978-3-540-30476-0-14
- Masopust T (2018) Critical observability for automata and Petri nets. arXiv abs/1808.00261, URL <https://arxiv.org/abs/1808.00261>
- Milner R (1989) *Communication and Concurrency*. Series in Computer Science, Prentice-Hall
- Mohajerani S, Lafortune S (2019) Transforming opacity verification to nonblocking verification in modular systems. Tech. Rep. <https://arxiv.org/abs/1904.06242>, University of Michigan

- Mohajerani S, Malik R, Fabian M (2014) A framework for compositional synthesis of modular nonblocking supervisors. *IEEE Transactions on Automatic Control* 59(1):150–162, DOI 10.1109/tac.2013.2283109
- Mohajerani S, Malik R, Fabian M (2017) Compositional synthesis of supervisors in the form of state machines and state maps. *Automatica* 76:277–281, DOI 10.1016/j.automatica.2016.10.012
- Noori-Hosseini M, Lennartson B (2019) Incremental abstraction for diagnosability verification of modular systems. In: 24th IEEE International Conference on Emerging Technologies and Factory Automation (ETFA 2019), Zaragoza, Spain
- Noori-Hosseini M, Lennartson B, Hadjicostis C (2018) Compositional visible bisimulation abstraction applied to opacity verification. *IFAC-PapersOnLine* 51(7):434–441, DOI 10.1016/j.ifacol.2018.06.337
- Noori-Hosseini M, Lennartson B, Hadjicostis CN (2019) Incremental observer reduction applied to opacity verification and synthesis. Tech. Rep. <https://arxiv.org/abs/1812.08083>, Chalmers University of Technology
- Pola G, Santis ED, Benedetto MDD, Pezzuti D (2017) Design of decentralized critical observers for networks of finite state machines: A formal method approach. *Automatica* 86:174–182, DOI 10.1016/j.automatica.2017.08.025
- Ramadge P, Wonham W (1989) The control of discrete event systems. *Proceedings of the IEEE, Special Issue on Discrete Event Dynamic Systems* 77(1):81–98
- Saboori A, Hadjicostis CN (2007) Notions of security and opacity in discrete event systems. In: 46th IEEE Conference on Decision and Control, , pp 5056–5061, DOI 10.1109/cdc.2007.4434515
- Saboori A, Hadjicostis CN (2008) Opacity-enforcing supervisory strategies for secure discrete event systems. In: 47th IEEE Conference on Decision and Control, , DOI 10.1109/cdc.2008.4738646
- Saboori A, Hadjicostis CN (2011a) Coverage analysis of mobile agent trajectory via state-based opacity formulations. *Control Engineering Practice* 19(9):967–977, DOI 10.1016/j.conengprac.2010.12.003
- Saboori A, Hadjicostis CN (2011b) Verification of k-step opacity and analysis of its complexity. *IEEE Transactions on Automation Science and Engineering* 8(3):549–559, DOI 10.1109/tase.2011.2106775
- Saboori A, Hadjicostis CN (2012) Opacity-enforcing supervisory strategies via state estimator constructions. *IEEE Transactions on Automatic Control* 57(5):1155–1165, DOI 10.1109/tac.2011.2170453
- Saboori A, Hadjicostis CN (2013) Verification of initial-state opacity in security applications of discrete event systems. *Information Sciences* 246:115–132, DOI 10.1016/j.ins.2013.05.033
- Saboori A, Hadjicostis CN (2014) Current-state opacity formulations in probabilistic finite automata. *IEEE Transactions on Automatic Control* 59(1):120–133, DOI 10.1109/tac.2013.2279914
- Takai S, Kumar R (2009) Verification and synthesis for secrecy in discrete-event systems. In: 2009 American Control Conference, IEEE, DOI 10.1109/acc.2009.5160162
- Takai S, Oka Y (2008) A formula for the supremal controllable and opaque sublanguage arising in supervisory control. *SICE Journal of Control, Measurement, and*

- System Integration 1(4):307–311, DOI 10.9746/jcsmi.1.307
- Tong Y, Ma Z, Li Z, Seatzu C, Giua A (2016) Verification of language-based opacity in Petri nets using verifier. In: 2016 American Control Conference (ACC), DOI 10.1109/acc.2016.7525005
- Tong Y, Li Z, Seatzu C, Giua A (2017a) Verification of state-based opacity using Petri nets. IEEE Transactions on Automatic Control 62(6):2823–2837, DOI 10.1109/tac.2016.2620429
- Tong Y, Li Z, Seatzu C, Giua A (2017b) Verification of state-based opacity using Petri nets. IEEE Transactions on Automatic Control 62(6):2823–2837, DOI 10.1109/tac.2016.2620429
- Tong Y, Li Z, Seatzu C, Giua A (2018) Current-state opacity enforcement in discrete event systems under incomparable observations. Discrete Event Dynamic Systems 28(2):161–182, DOI 10.1007/s10626-017-0264-7
- Van Glabbeek RJ, Weijland WP (1996) Branching time and abstraction in bisimulation semantics. Journal of the ACM 43:555–600
- Wonham W, Cai K, Rudie K (2017) Supervisory control of discrete-event systems: A brief history – 1980-2015. IFAC-PapersOnLine 50(1):1791–1797, DOI 10.1016/j.ifacol.2017.08.164
- Wu B, Lin H (2018) Privacy verification and enforcement via belief abstraction. IEEE Control Systems Letters 2(4):815–820, DOI 10.1109/lcsys.2018.2849554
- Wu YC, Lafortune S (2013) Comparative analysis of related notions of opacity in centralized and coordinated architectures. Discrete Event Dynamic Systems 23(3):307–339, DOI 10.1007/s10626-012-0145-z
- Wu YC, Lafortune S (2014) Synthesis of insertion functions for enforcement of opacity security properties. Automatica 50(5):1336–1348, DOI 10.1016/j.automatica.2014.02.038
- Wu YC, Sankararaman KA, Lafortune S (2014) Ensuring privacy in location-based services: An approach based on opacity enforcement. IFAC Proceedings Volumes 47(2):33–38, DOI 10.3182/20140514-3-fr-4046.00008
- Yin X, Lafortune S (2016) A uniform approach for synthesizing property-enforcing supervisors for partially-observed discrete-event systems. IEEE Transactions on Automatic Control 61(8):2140–2154, DOI 10.1109/tac.2015.2484359
- Zhang K, Zamani M (2017) Infinite-step opacity of nondeterministic finite transition systems: A bisimulation relation approach. In: 2017 IEEE 56th Annual Conference on Decision and Control (CDC), DOI 10.1109/cdc.2017.8264506