

Extending Upward Planar Graph Drawings

Giordano Da Lozzo, Giuseppe Di Battista, and Fabrizio Frati

Roma Tre University, Italy
 {dalozzo,gdb,frati}@dia.uniroma3.it

Abstract. In this paper we study the computational complexity of the UPWARD PLANARITY EXTENSION problem, which takes in input an upward planar drawing Γ_H of a subgraph H of a directed graph G and asks whether Γ_H can be extended to an upward planar drawing of G . Our study fits into the line of research on the extensibility of partial representations, which has recently become a mainstream in Graph Drawing.

We show the following results.

- First, we prove that the UPWARD PLANARITY EXTENSION problem is NP-complete, even if G has a prescribed upward embedding, the vertex set of H coincides with the one of G , and H contains no edge.
- Second, we show that the UPWARD PLANARITY EXTENSION problem can be solved in $O(n \log n)$ time if G is an n -vertex upward planar *st*-graph. This result improves upon a known $O(n^2)$ -time algorithm, which however applies to all n -vertex single-source upward planar graphs.
- Finally, we show how to solve in polynomial time a surprisingly difficult version of the UPWARD PLANARITY EXTENSION problem, in which G is a directed path or cycle with a prescribed upward embedding, H contains no edges, and no two vertices share the same y -coordinate in Γ_H .

1 Introduction

Testing whether a partial solution to a problem can be extended into a complete one is a classical algorithmic question. For instance, Kratochvíl and Sebo [27] studied the vertex coloring problem when few vertices are already colored, whereas Fiala [18] considered the problem of extending a partial 3-coloring of the edges of a graph.

The study of the extensibility of partial representations of graphs has recently become a mainstream in the graph drawing community; see, e.g., [3,9,11,12,13,20,22,23,24,25,28]. Major contributions in this scenario are the result of Angelini et al. [3], which states that the existence of a planar drawing of a graph G extending a given planar drawing of a subgraph of G can be tested in linear time, and the result of Brückner and Rutter [9], which states that the problem of testing the extensibility of a given partial level planar drawing of a level graph (where each vertex – including the ones whose drawing is not part of the input – has a prescribed y -coordinate, called *level*) is NP-complete.

Upward planarity is the natural counterpart of planarity for directed graphs. In an upward planar drawing of a directed graph no two edges cross and an edge directed from a vertex u to a vertex v is represented by a curve monotonically increasing in the y -direction from u to v ; the latter property effectively conveys the information about the direction of the edges of the graph. The study of upward planar drawings is a most prolific topic in the theory of graph visualization [2,4,5,6,7,8,10,14,15,17,19,29]. Garg and Tamassia showed that deciding the existence of an upward planar drawing is an NP-complete problem [19]. On the other hand, Bertolazzi et al. [5] showed that testing for the existence of an upward planar drawing belonging to a fixed isotopy class of planar embeddings can be done in polynomial time. Further, Di Battista et al. [15] proved that any upward planar graph is a subgraph of a planar *st*-graph and as such it admits a straight-line upward planar drawing.

In this paper, we consider the extensibility of upward planar drawings of directed graphs. Namely, we introduce and study the complexity of the UPWARD PLANARITY EXTENSION (for short, UPE) problem, which is defined as follows. The input is a triple $\langle G, H, \Gamma_H \rangle$, where Γ_H is an upward planar drawing of a subgraph H of a directed graph G ; we call H and Γ_H the *partial graph* and the *partial drawing*, respectively. The UPE problem asks whether Γ_H can be extended to an upward planar drawing of G ; or, equivalently, whether an upward planar drawing of G exists which coincides with Γ_H when restricted to the vertices and edges of H . We also study the UPWARD PLANARITY EXTENSION WITH FIXED UPWARD EMBEDDING (for short, UPE-FUE) problem, which is the UPE problem with the additional requirement

that the drawing of G we seek has to respect a given *upward embedding*, i.e., a left-to-right order of the edges entering and exiting each vertex.

Related problems. Level planar drawings are special upward planar drawings. Klemz and Rote studied the ORDERED LEVEL PLANARITY (OLP) problem [26], where a partial drawing of a level graph is given containing all the vertices and no edges. The problem asks for the existence of a level planar drawing of the graph extending the partial one. They show a tight border of tractability for the problem by proving NP-completeness even if no three vertices have the same y -coordinate and by providing a linear-time algorithm if no two vertices have the same y -coordinate. Brückner and Rutter studied the PARTIAL LEVEL PLANARITY (PLP) problem [9], that is, the extensibility of a partial drawing of a level graph, which might contain (not necessarily all) vertices and edges. Beside proving NP-completeness even for connected graphs, they provided a quadratic-time algorithm for single-source graphs.

The NP-hardness of the UPWARD PLANARITY TESTING problem [19] directly implies the NP-hardness of the UPE problem, as the former coincides with the special case of the latter in which the partial graph is the empty graph. Further, we have that any instance of the OLP problem in which no λ vertices have the same y -coordinate can be transformed in linear time into an equivalent instance of the UPE problem in which the partial graph contains all the vertices and no edges, and no λ vertices have the same y -coordinate in the partial drawing; moreover, a linear-time reduction can also be performed in the opposite direction. As a consequence of these reductions and of the cited results about the complexity of the OLP problem, we obtain that the UPE problem is NP-hard even if the partial graph contains all the vertices and no edges, and no three vertices share the same y -coordinate in the partial drawing, while it is linear-time solvable if the partial graph contains all the vertices and no edges, and no two vertices have the same y -coordinate in the partial drawing.

Several constrained graph embedding problems that are NP-hard when the graph has a variable embedding are efficiently solvable in the fixed embedding setting; some examples are minimizing the number of bends in an *orthogonal drawing* [19,30], testing for the existence of an upward planar drawing [5,19], or testing for the existence of a *windrose-planar drawing* [1]. Observe that the NP-hardness of the UPE problem does not directly imply the NP-hardness of the UPE-FUE problem. However, by providing a non-trivial extension of the cited NP-hardness proof of Brückner and Rutter [9] for the PLP problem, we show that the UPE-FUE problem is NP-hard even for connected instances whose partial graph contains all the vertices and no edges. These proofs of NP-hardness are presented in Section 3.

Our contributions. We now present an overview of our algorithmic results.

First, we identify two main factors that contribute to the complexity of the UPE and UPE-FUE problems: (i) The presence of edges in the partial graph and (ii) the existence of vertices with the same y -coordinate in the partial drawing. These two properties are strictly tied together. Namely, any instance of the UPE or UPE-FUE problems can be efficiently transformed into an equivalent instance $\langle G, H, \Gamma_H \rangle$ of the same problem in which H contains no edges *or* no two vertices share the same y -coordinate in Γ_H (see Section 2). Hence, the NP-hardness results for the UPE and UPE-FUE problems discussed above carry over to such instances, even when $V(G) = V(H)$. When the partial graph contains no edges *and* no two vertices share the same y -coordinate in the partial drawing, then the UPE and UPE-FUE problems appear to be more tractable. Indeed, although we can not establish their computational complexity in general, we can solve them for instances $\langle G, H, \Gamma_H \rangle$ such that G is a directed path or cycle (see Section 5). In particular, in order to solve the UPE-FUE problem for directed paths, we employ a sophisticated dynamic programming approach.

Second, we look at the UPE and UPE-FUE problems for instances $\langle G, H, \Gamma_H \rangle$ such that G is an upward planar *st-graph* (see Section 4), i.e., it has a unique source s and a unique sink t . The upward planarity of an *st-graph* is known to be decidable in $O(n)$ time [15,17], where n is the size of the instance. We observe that a result of Brückner and Rutter [9] implies the existence of an $O(n^2)$ -time algorithm to solve the UPE problem for upward planar *st-graphs*; their algorithm works more in general for upward planar single-source graphs. We present $O(n \log n)$ -time algorithms for the UPE and UPE-FUE problems for upward planar *st-graphs*. Notably, these results assume neither that the edge set of H is empty, nor that any two vertices have distinct y -coordinates in Γ_H , nor that $V(G) = V(H)$.

2 Preliminaries

In the first part of this section we give some preliminaries and definitions.

A drawing of a graph is *planar* if no two edges intersect. A graph is *planar* if it admits a planar drawing. A planar drawing partitions the plane into topologically connected regions, called *faces*. The unique unbounded face is the *outer face*, whereas the bounded faces are the *internal faces*. Two planar drawings of a connected planar graph are *equivalent* if they have the same clockwise order of the edges around each vertex. A *planar embedding* is an equivalence class of planar drawings of the same graph.

For a directed graph G we denote by (u, v) an edge that is directed from a vertex u to a vertex v ; such an edge is *incoming* at v or *enters* v , and is *outgoing* from u or *exits* u . A *source* of G is a vertex v with no incoming edges; a *sink* of G is a vertex u with no outgoing edges. A path (u_1, \dots, u_n) in G is *monotone* if the edge between u_i and u_{i+1} exits u_i and enters u_{i+1} , for every $i = 1, \dots, n-1$. A *successor* (*predecessor*) of a vertex v in G is a vertex u such that there is a monotone path from v to u (resp. from u to v). We denote by $S_G(v)$ (by $P_G(v)$) the set of successors (resp. predecessors) of v in G . An edge (u, v) of G is *transitive* if G contains a monotone path from u to v with at least one internal vertex. When the direction of an edge in G is not known or relevant, we denote it by $\{u, v\}$ instead.

A drawing of a directed graph G is *upward* if each edge (u, v) is represented by a curve monotonically increasing in the y -direction from u to v . A drawing of G is *upward planar* if it is both upward and planar. A graph is *upward planar* if it admits an upward planar drawing.

Consider an upward planar drawing Γ of a directed graph G and consider a vertex v . The list $\mathcal{S}(v) = [w_1, \dots, w_k]$ contains the adjacent successors of v in “left-to-right order”. That is, consider a half-line ℓ starting at v and directed leftwards; rotate ℓ around v in clockwise direction and append a vertex w_i to $\mathcal{S}(v)$ when ℓ overlaps with the tangent to the edge (v, w_i) at v . The list $\mathcal{P}(v) = [z_1, \dots, z_l]$ of the adjacent predecessors of v is defined similarly. Then two upward planar drawings of a connected directed graph are *equivalent* if they have the same lists $\mathcal{S}(v)$ and $\mathcal{P}(v)$ for each vertex v . An *upward embedding* is an equivalence class of upward planar drawings. If a vertex v in an upward planar graph G is not a source or a sink, then a planar embedding of G determines $\mathcal{S}(v)$ and $\mathcal{P}(v)$. However, if v is a source or a sink, then different upward planar drawings might have different lists $\mathcal{S}(v)$ or $\mathcal{P}(v)$, respectively. The combinatorial properties of the upward embeddings have been characterized by Bertolazzi et al. [5].

Given an upward planar graph G with a fixed upward embedding, and given a subgraph G' of G , we assume that G' is associated with the upward embedding corresponding to the upward planar drawing of G' obtained from an upward planar drawing of G with the given upward embedding by removing the vertices and edges not in G' .

In order to study the time complexity of the UPE and UPE-FUE problems, we assume that an instance $\langle G, H, \Gamma_H \rangle$ of any of such problems is such that Γ_H is a *polyline drawing*, that is, a drawing in which the edges are represented as polygonal lines. Then we define the *size* of $\langle G, H, \Gamma_H \rangle$ as $|\langle G, H, \Gamma_H \rangle| = |V(G)| + |E(G)| + s$, where s is the number of segments that compose the polygonal lines representing the edges in Γ_H .

Consider an upward planar *st*-graph G with a fixed upward embedding. In any upward planar drawing Γ of G every face f is delimited by two monotone paths (u_1, \dots, u_k) and (v_1, \dots, v_l) connecting the same two vertices $u_1 = v_1$ and $u_k = v_l$. Assuming that $\mathcal{S}(u_1) = [\dots, u_2, v_2, \dots]$, we call (u_1, \dots, u_k) the *left boundary* of f and (v_1, \dots, v_l) the *right boundary* of f . For a vertex $v \neq t$ in G , the *leftmost outgoing path* $\mathcal{L}_G^+(v) = (w_1, \dots, w_m)$ of v is the monotone path such that $w_1 = v$, $w_m = t$, and $\mathcal{S}(w_i) = [w_{i+1}, \dots]$, for each $i = 1, \dots, m-1$. The *rightmost outgoing path* $\mathcal{R}_G^+(v)$, the *leftmost incoming path* $\mathcal{L}_G^-(v)$ and the *rightmost incoming path* $\mathcal{R}_G^-(v)$ are defined similarly. The paths $\mathcal{L}_G^+(s)$ and $\mathcal{R}_G^+(s)$ are also called *leftmost* and *rightmost path* of G , respectively. Note that these paths delimit the outer face of G . Consider a monotone path \mathcal{Q} from s to t . Let \mathcal{Q}^* be obtained by extending \mathcal{Q} with a y -monotone curve directed upwards from t to infinity and with a y -monotone curve directed downwards from s to infinity. Then a vertex u is *to the left* (*to the right*) of \mathcal{Q} if it lies in the region to the left (resp. to the right) of \mathcal{Q}^* . In particular, u is *to the left* of a vertex v if it lies to the left of the monotone path composed of $\mathcal{L}_G^+(v)$ and $\mathcal{L}_G^-(v)$. Analogously, u is *to the right* of v if it lies to the right of the monotone path composed of $\mathcal{R}_G^+(v)$ and $\mathcal{R}_G^-(v)$. We denote by $L_G(v)$ (by $R_G(v)$) the set of vertices that are to the left (resp. to the right) of a vertex v in G . Note that all the definitions introduced in this paragraph do not depend on the actual drawing of G , but only on its upward embedding.

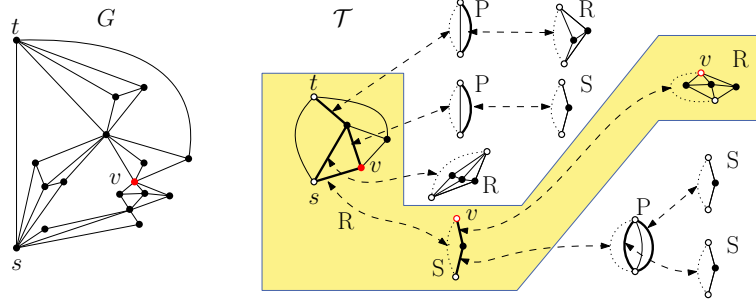


Fig. 1: (left) A biconnected upward planar st -graph G and (right) the SPQR-tree \mathcal{T} of G rooted at the R-node μ adjacent to the edge (s, t) . The skeletons of all the non-leaf nodes of \mathcal{T} are depicted; virtual edges corresponding to edges of G are thin, whereas virtual edges corresponding to S-, P-, and R-nodes are thick. The allocation nodes of the vertex v are in the yellow-shaded region; the node μ is the proper allocation node of v .

2.1 SPQR-Trees

A *cut-vertex* in a graph G is a vertex whose removal disconnects G . A *separation pair* in G is a pair of vertices whose removal disconnects G . A graph is *biconnected* (*triconnected*) if it has no cut-vertex (resp. no separation pair). A *biconnected component* of G is a maximal biconnected subgraph of G .

Let G be an n -vertex biconnected upward planar st -graph containing the edge (s, t) . A *split pair* of G is either a separation pair or a pair of adjacent vertices. A *split component* for a split pair $\{u, v\}$ is either the edge (u, v) or a maximal subgraph G' of G which is an upward planar uv -graph and such that $\{u, v\}$ is not a split pair of G' . A split pair $\{u, v\}$ is *maximal* if there is no distinct split pair $\{w, z\}$ in G such that $\{u, v\}$ is contained in a split component of $\{w, z\}$.

The SPQR-tree \mathcal{T} of G , defined as in [16], describes a recursive decomposition of G with respect to its split pairs and represents succinctly all the upward planar embeddings of G . The tree \mathcal{T} is a rooted tree with four types of nodes: S, P, Q, and R (refer to Fig. 1). Any node μ of \mathcal{T} is associated with an upward planar uv -graph, called *skeleton* of μ , which might contain multiple edges and which we denote by $sk(\mu)$. The edges of $sk(\mu)$ are called *virtual edges*. The tree \mathcal{T} is recursively defined as follows.

- *Trivial case.* If G consists of a single edge (s, t) , then \mathcal{T} is a Q-node μ and $sk(\mu)$ also coincides with the edge (s, t) .
- *Series case.* If G is not a single edge and is not biconnected, then let c_1, \dots, c_{k-1} (for some $k \geq 2$) be the cut-vertices of G , where c_i belongs to two biconnected components G_i and G_{i+1} , for $i = 1, \dots, k-1$, with $s \in V(G_1)$ and $t \in V(G_k)$. Further, set $c_0 = s$ and $c_k = t$; then G_i is an upward planar $c_{i-1}c_i$ -graph, for $i = 1, \dots, k$. The root of \mathcal{T} is an S-node μ . Finally, $sk(\mu)$ is a monotone path (c_0, c_1, \dots, c_k) plus the edge (s, t) .
- *Parallel case.* If G is not a single edge, if it is biconnected, and if $\{s, t\}$ is a split pair of G defining split components G_1, \dots, G_k (for some $k \geq 2$), then G_i is an upward planar st -graph, for $i = 1, \dots, k$. The root of \mathcal{T} is a P-node μ . Finally, $sk(\mu)$ consists of $k + 1$ parallel edges (s, t) .
- *Rigid case.* If G is not a single edge, if G is biconnected, and if $\{s, t\}$ is not a split pair of G , then let $\{s_1, t_1\}, \dots, \{s_k, t_k\}$ be the maximal split pairs of G (for some $k \geq 1$). Further, let G_i be the union of all the split components of $\{s_i, t_i\}$, for $i = 1, \dots, k$. Then G_i is an upward planar $s_i t_i$ -graph, for $i = 1, \dots, k$. The root of \mathcal{T} is an R-node μ . Finally, the graph $sk(\mu)$ is obtained from G by replacing each subgraph G_i with an edge (s_i, t_i) and by adding the edge (s, t) . We have that $sk(\mu)$ is a triconnected upward planar st -graph.

In each of the last three cases, the subtrees of μ are the SPQR-trees of G_1, \dots, G_k , rooted at the children μ_1, \dots, μ_k of μ , respectively. Further, the virtual edge (s, t) in $sk(\mu)$ (just one of the edges (s, t) in the case of a P-node) is associated with the parent of μ in \mathcal{T} , while every other virtual edge e_i is associated with a child μ_i of μ and with the graph G_i . The graph G_i corresponds to a virtual edge e_i of $sk(\mu)$ and it is called the *pertinent graph* of e_i and of μ_i .

The overall tree \mathcal{T} of G is rooted at the only neighbor of the Q-node (s, t) ; the skeleton for the root of \mathcal{T} is defined slightly differently from the other nodes, as it does not contain the virtual edge representing

its parent. It is known that \mathcal{T} has $O(n)$ nodes and that the total number of virtual edges in the skeletons of the nodes of \mathcal{T} is in $O(n)$. All the upward embeddings of G can be obtained by suitably permuting the virtual edges of the skeletons of the P-nodes and by flipping the skeletons of the R-nodes. For a specific choice of such permutations and flips, an upward embedding is recursively obtained by substituting the virtual edges in the skeleton of a node μ with the upward embeddings associated to the children of μ .

Let v be a vertex of G . The *allocation nodes* of v are the nodes of \mathcal{T} whose skeletons contain v . Note that v has at least one allocation node. The lowest common ancestor of the allocation nodes of vertex v is itself an allocation node of v and it is called the *proper allocation node* of v . Let μ be a node of \mathcal{T} . The *representative* of v in $sk(\mu)$ is the vertex or edge x of $sk(\mu)$ defined as follows: If μ is an allocation node of v , then $x = v$; otherwise, x is the edge of $sk(\mu)$ whose pertinent graph contains v .

From a computational complexity perspective, the SPQR-tree \mathcal{T} of an n -vertex upward planar *st*-graph G can be constructed in $O(n)$ time. Further, within the same time bound, it is possible to set up a data structure that allows us to query for the proper allocation node of a vertex of G in $O(1)$ time and to query for the lowest common ancestor of two nodes of \mathcal{T} in $O(1)$ time [16].

2.2 Simplifications

In this section we prove that it is not a loss of generality to restrict our attention to instances of the UPE and UPE-FUE problems in which the partial graph contains no edges *or* no two vertices share the same y -coordinate in the partial drawing. We first deal with instances in which the partial graph contains no edges.

Lemma 1. *Let $\langle G, H, \Gamma_H \rangle$ be an instance of the UPE or UPE-FUE problem and let $n = |\langle G, H, \Gamma_H \rangle|$. There exists an equivalent instance $\langle G', H', \Gamma_{H'} \rangle$ of the UPE or UPE-FUE problem, respectively, such that:*

- (i) $E(H') = \emptyset$,
- (ii) if $V(H) = V(G)$, then $V(H') = V(G')$, and
- (iii) if G is an *st*-graph, then G' is an *st*-graph.

Further, the instance $\langle G', H', \Gamma_{H'} \rangle$ has $O(n)$ size and can be constructed in $O(n \log n)$ time. The drawing $\Gamma_{H'}$ may contain vertices with the same y -coordinate even if Γ_H does not.

Proof. Throughout this proof we will assume that Γ_H is a straight-line drawing of H . This is not a loss of generality, as if an edge (u, v) of H is represented in Γ_H by a polygonal line (u, b_1, \dots, b_h, v) , where b_1, \dots, b_h are the bends of the polygonal line, then dummy vertices can be inserted on b_1, \dots, b_h in Γ_H ; further, the edge (u, v) becomes a monotone path (u, b_1, \dots, b_h, v) both in H and in G . Note that the size of the instance remains asymptotically the same.

We now define the instance $\langle G', H', \Gamma_{H'} \rangle$ and argue about its size. We will later describe how to compute it efficiently.

The graph G' is obtained from G by replacing certain edges of G that are also in H by monotone paths; how to precisely perform such a replacement will be described later. If G has a prescribed upward embedding, then G' derives its upward embedding from the one of G . That is, if an edge (u, v) is replaced by a monotone path $(u = u_1, u_2, \dots, u_{k-1}, u_k = v)$, then u_2 substitutes v in $\mathcal{S}(u)$ and u_{k-1} substitutes u in $\mathcal{P}(v)$; further, for $i = 2, \dots, k-1$, we have $\mathcal{S}(u_i) = [u_{i+1}]$ and $\mathcal{P}(u_i) = [u_{i-1}]$. Property (iii) of the lemma's statement is trivially satisfied.

The graph H' is composed of all the vertices of H plus all the vertices internal to the monotone paths that are inserted in G' to replace edges of G that are also in H . Property (ii) of the lemma's statement is then satisfied. Further, H' contains no edge, hence Property (i) of the lemma's statement is satisfied.

The drawing $\Gamma_{H'}$ coincides with Γ_H when restricted to the vertices also belonging to H . It remains to specify the lengths of the monotone paths that are inserted in G' to replace edges of G that are also in H and to describe how to place their internal vertices in $\Gamma_{H'}$. This is done in the following.

Refer to Fig. 2. Among all the possible y -coordinates, we call *interesting* the ones of the vertices of H in Γ_H . We examine the interesting y -coordinates in increasing order y_1^*, \dots, y_m^* . For any y_i^* , denote by ℓ_i^* the line with equation $y = y_i^*$. We look at the left-to-right order X_i^* in which the vertices of H lying on ℓ_i^* and the edges of H crossing ℓ_i^* appear in Γ_H . We place a vertex v in $\Gamma_{H'}$ at the point p_v in which an edge e of H crosses ℓ_i^* in two cases:



Fig. 2: The drawings Γ_H (left) and $\Gamma_{H'}$ (right) in the proximity of ℓ_i^* . The vertices that are inserted on ℓ_i^* are gray; those inserted on ℓ_{i-1}^* and ℓ_{i+1}^* are not shown.

- (i) If e is preceded or followed by a vertex of H in X_i^* ; or
- (ii) if e has an end-vertex whose y -coordinate in Γ_H is y_{i-1}^* or y_{i+1}^* .

If we place a vertex v at the crossing point p_v of e with ℓ_i^* , then v is also a vertex that is internal to the monotone path that is inserted in G' to replace e . Clearly, the edges of the monotone paths are directed so to connect vertices in increasing order of their y -coordinates. This concludes the construction of $\langle G', H', \Gamma_{H'} \rangle$.

We prove that the size of $\langle G', H', \Gamma_{H'} \rangle$ is linear in the size of $\langle G, H, \Gamma_H \rangle$. The only vertices which belong to G' and not to G are those internal to the monotone paths that are inserted in G' to replace edges of G that are also in H . The number of vertices that are inserted in G' because of case (i) is at most $2|V(H)|$; further, the number of vertices that are inserted in G' because of case (ii) is at most $2|E(H)|$. Since the only edges that belong to G' and not to G are those of the monotone paths above, it follows that the number of such edges is also in $O(|V(H)| + |E(H)|)$. The claim about the size of $\langle G', H', \Gamma_{H'} \rangle$ follows.

We next show how to construct the instance $\langle G', H', \Gamma_{H'} \rangle$ efficiently.

First, we construct a list \mathcal{V} in which the vertices of H are ordered by increasing y -coordinate and, secondarily, by increasing x -coordinate in Γ_H . This is done in $O(n \log n)$ time.

Handling the vertices that need to be inserted in G' because of case (ii) is easy. Indeed, it suffices to look at every edge e of H . Let y_i^* and y_j^* be the y -coordinates of its end-vertices, for some $i < j$; then insert vertices at the crossing points of e with the lines $y = y_{i+1}^*$ and $y = y_{j-1}^*$. This can be done in $O(n)$ overall time.

Handling the vertices that need to be inserted in G' because of case (i) is more difficult. The rest of the analysis of the running time deals with this.

For each interesting y -coordinate y_i^* , a trivial algorithm would: (1) compute the crossing points between ℓ_i^* and the edges of H crossing it; (2) order such crossing points together with the vertices of H lying on ℓ_i^* by increasing x -coordinate; and (3) insert the new vertices at the crossing points which are preceded or followed by vertices of H . However, this might require $\Omega(n^2 \log n)$ time in total, as $\Omega(n)$ edges might span the y -coordinates of $\Omega(n)$ vertices of H in Γ_H . We now describe how to bring the time complexity down to $O(n \log n)$.

We examine the interesting y -coordinates in increasing order y_1^*, \dots, y_m^* ; denote by \mathcal{V}_i^* the restriction of \mathcal{V} to the vertices on ℓ_i^* .

For $i = 1, \dots, m$, our algorithm computes the list X_i^* defined above; note that X_1^* coincides with \mathcal{V}_1^* . Further, for $i = 1, \dots, m-1$, our algorithm also computes a list $E_{i,i+1}$ which contains the edges of H crossing the line $y = (y_i^* + y_{i+1}^*)/2$ in Γ_H , in left-to-right order.

Assume that X_i^* has been computed, for some $i \in \{1, \dots, m-1\}$. We compute $E_{i,i+1}$ as follows. We initialize $E_{i,i+1}$ to X_i^* . Then, for each vertex v in \mathcal{V}_i^* , we replace v in $E_{i,i+1}$ by its outgoing edges in left-to-right order as they appear in Γ_H . The vertex v is accessed in X_i^* and in $E_{i,i+1}$ in $O(1)$ time via a pointer associated to v in \mathcal{V}_i^* . Thus, $E_{i,i+1}$ can be constructed in time proportional to the number of edges exiting vertices in \mathcal{V}_i^* , hence in total $O(n)$ time.

Now assume that $E_{i,i+1}$ has been computed, for some $i \in \{1, \dots, m-1\}$. We compute X_{i+1}^* as follows. We initialize X_{i+1}^* to $E_{i,i+1}$. Then, for each vertex v in \mathcal{V}_{i+1}^* , we determine whether $E_{i,i+1}$ contains edges entering v . In case it does, such edges are removed from X_{i+1}^* (indeed, they “end” on ℓ_{i+1}^*), and v is inserted in their place; otherwise, v is just inserted in a suitable position in X_{i+1}^* .

The above approach is realized by performing, for each vertex v in \mathcal{V}_i^* , a binary search on X_{i+1}^* , which compares $x(v)$ to the x -coordinates of the intersection points of the edges in X_{i+1}^* with ℓ_{i+1}^* . More precisely, when the binary search considers an edge e in X_{i+1}^* , the x -coordinate $x_i(e)$ of its intersection point with ℓ_{i+1}^* is computed in $O(1)$ time and then compared to $x(v)$; we stress the fact that not all the intersection points of the edges in X_{i+1}^* with ℓ_{i+1}^* are computed, but only the $O(\log n)$ ones that are

compared with $x(v)$ in the binary search. The binary search stops in two possible situations. The first is the one in which an edge e is found that enters v ; that is, e is such that $x_i(e) = x(v)$. That edge and all the other edges entering v are then removed from X_{i+1}^* and v is inserted in place of such edges (and a pointer to it is set in V_{i+1}^*). The second situation in which the binary search stops is the one in which the x -coordinates of two consecutive elements of X_{i+1}^* have been compared to $x(v)$, and $x(v)$ has been found to be in between such coordinates. Then v is inserted between such elements (and a pointer to it is set in V_{i+1}^*). Finding the proper place where to insert v in X_{i+1}^* takes $O(\log n)$ time, and hence $O(n \log n)$ time over all the vertices of H . Further, removing the edges entering v can be done in $O(|P_H(v)|)$ time because all such edges appear consecutively in $E_{i,i+1}$, and hence in X_{i+1}^* , by the planarity of Γ_H ; hence this takes $O(n)$ time in total.

Once X_{i+1}^* has been computed, we determine the placement in $\Gamma_{H'}$ of the vertices in $V(H') \setminus V(H)$ that are inserted on ℓ_{i+1}^* . In order to do that, we again access each vertex $v \in \mathcal{V}_{i+1}^*$; then we look at the two elements adjacent to v in X_{i+1}^* , and if any of them is an edge we insert a vertex at its intersection point with ℓ_{i+1}^* . For each $v \in \mathcal{V}_{i+1}^*$ this takes $O(1)$ time, hence $O(n)$ time in total.

It remains to prove the equivalence between $\langle G, H, \Gamma_H \rangle$ and $\langle G', H', \Gamma_{H'} \rangle$.

One direction is easy. Indeed, assume that an upward planar drawing Γ_G of G exists which extends Γ_H . We modify Γ_G by placing each vertex $v \in V(H') \setminus V(H)$ at the point p_v where v lies in $\Gamma_{H'}$. Let e be the edge of G that is also in H and that is replaced by a monotone path which includes v as an internal vertex in G' . By construction p_v lies on the curve representing e in Γ_G ; hence, the insertion of all the vertices in $V(H') \setminus V(H)$ in Γ_G results in an upward planar drawing $\Gamma_{G'}$ of G' extending $\Gamma_{H'}$.

The other direction is much more involved. Assume that an upward planar drawing $\Gamma_{G'}$ of G' extending $\Gamma_{H'}$ exists. By construction, all the vertices of $V(H)$ are also in $V(H')$; further, these vertices are placed at the same points in Γ_H and $\Gamma_{H'}$. Let Γ_G be the drawing of G obtained from $\Gamma_{G'}$ by interpreting the representation of each monotone path of G' corresponding to an edge e of G as a representation of e . Then we have that Γ_G is an upward planar drawing of G such that the vertices in $V(H)$ are placed as in Γ_H . However, it might be the case that the edges of G that are also in H are not drawn in Γ_G as they are required to be drawn in Γ_H . We hence need to modify the drawing of such edges in Γ_G .

Our proof that such a modification is always feasible is a direct consequence of [Claim 1](#) below. We introduce some definitions. Every edge of $E(G) \cap E(H)$ corresponds to a monotone path in G' ; we call *replacement edge* each edge of such monotone paths. Note that the end-vertices of a replacement edge are in H' , while the replacement edge itself is not in H' . Recall that, for $i = 1, \dots, m$, the list $X_i^* = [x_i^1, x_i^2, \dots, x_i^t]$ represents the left-to-right order in which the vertices of H lying on ℓ_i^* and the edges of H crossing ℓ_i^* appear along ℓ_i^* in Γ_H . By construction, each vertex of H lying on ℓ_i^* is also a vertex of H' lying on ℓ_i^* ; further, each edge of H crossing ℓ_i^* either determines a vertex of H' lying on ℓ_i^* or corresponds to a replacement edge of G' crossing ℓ_i^* . Hence, there is a bijection $\gamma : X_i^* \rightarrow Z_i^*$ between X_i^* and a set Z_i^* which contains the vertices of H' lying on ℓ_i^* and the replacement edges of G' crossing ℓ_i^* .

While the left-to-right order $[x_i^1, x_i^2, \dots, x_i^t]$ of the elements of X_i^* along ℓ_i^* in any upward planar drawing of G extending Γ_H is fixed, as all the elements of X_i^* are drawn in Γ_H , some elements of Z_i^* do not have any fixed intersection with ℓ_i^* . Namely, the elements of Z_i^* corresponding to vertices of H' lying on ℓ_i^* do have a fixed intersection with ℓ_i^* ; however, in principle, the elements of Z_i^* corresponding to replacement edges of G' crossing ℓ_i^* do not have any restriction on where they should cross ℓ_i^* with respect to the other elements of Z_i^* . The following claim proves that such a restriction actually exists.

Claim 1 *In any upward planar drawing $\Gamma_{G'}$ of G' extending $\Gamma_{H'}$ the left-to-right order of the elements of Z_i^* along ℓ_i^* is $[\gamma(x_i^1), \gamma(x_i^2), \dots, \gamma(x_i^t)]$.*

Proof. We prove the claim by induction on i . The base case, in which $i = 1$, is trivial, since all the elements of Z_1^* are vertices of H' , whose left-to-right order along ℓ_1^* is determined by $\Gamma_{H'}$.

Now suppose that the claim holds for Z_i^* , for some $1 \leq i \leq m-1$; we prove the claim for Z_{i+1}^* .

We first argue about the elements $\gamma(x_{i+1}^j) \in Z_{i+1}^*$ that are associated with a y -monotone curve λ_{i+1}^j that extends between ℓ_i^* and ℓ_{i+1}^* in $\Gamma_{G'}$. More precisely, an element $\gamma(x_{i+1}^j)$ of Z_{i+1}^* is of interest here in one of the following two cases:

- (1) $\gamma(x_{i+1}^j)$ is a replacement edge e of G' crossing ℓ_{i+1}^* .
- (2) $\gamma(x_{i+1}^j)$ is a vertex of H' lying on ℓ_i^* that is incident to a replacement edge e which is incoming at $\gamma(x_{i+1}^j)$.

Note that, in both cases, the edge e either crosses ℓ_i^* or has its source on ℓ_i^* . Then, in both cases, we define λ_{i+1}^j as the part of the replacement edge e between ℓ_i^* and ℓ_{i+1}^* . Let $M_{i+1}^* \subseteq Z_{i+1}^*$ be the set of such elements $\gamma(x_{i+1}^j)$. Hence, M_{i+1}^* contains all the elements of Z_{i+1}^* , except for the vertices of H' lying on ℓ_{i+1}^* in $\Gamma_{H'}$ corresponding to sources of H .

Consider any element $\gamma(x_{i+1}^j) \in M_{i+1}^*$, its associated y -monotone curve λ_{i+1}^j , and the replacement edge e the curve λ_{i+1}^j is part of. If e crosses ℓ_i^* in $\Gamma_{G'}$, then e is represented by an element $\gamma(x_i^l)$ in Z_i^* . Otherwise, e has its source on ℓ_i^* ; we denote such a source also by $\gamma(x_i^l)$. The elements $\gamma(x_{i+1}^j)$ and $\gamma(x_i^l)$ correspond to elements x_{i+1}^j and x_i^l of X_{i+1}^* and X_i^* , respectively. A y -monotone curve δ_{i+1}^j between a point of ℓ_{i+1}^* and a point of ℓ_i^* is associated with x_{i+1}^j ; this curve represents part of an edge of H which might cross ℓ_{i+1}^* and/or ℓ_i^* in Γ_H (then x_{i+1}^j and/or x_i^l represent such an edge), or might have an end-vertex on ℓ_{i+1}^* and/or ℓ_i^* in Γ_H (then x_{i+1}^j and/or x_i^l represent the end-vertices of such an edge).

Now consider any two distinct elements $\gamma(x_{i+1}^j), \gamma(x_{i+1}^k) \in M_{i+1}^*$. These are associated to elements $\gamma(x_i^l)$ and $\gamma(x_i^h)$ of Z_i^* , respectively, via the curves λ_{i+1}^j and λ_{i+1}^k . Assume w.l.o.g. that $\gamma(x_{i+1}^j)$ is to the left of $\gamma(x_{i+1}^k)$ along ℓ_{i+1}^* in $\Gamma_{G'}$. We establish that x_{i+1}^j precedes x_{i+1}^k in X_{i+1}^* .

- If $\gamma(x_i^l) \neq \gamma(x_i^h)$, then $\gamma(x_i^l)$ is to the left of $\gamma(x_i^h)$, as otherwise the y -monotone curves λ_{i+1}^j and λ_{i+1}^k would cross, while $\Gamma_{G'}$ is planar. By induction, x_i^l is to the left of x_i^h in X_i^* . Hence x_{i+1}^j precedes x_{i+1}^k in X_{i+1}^* , as otherwise the y -monotone curves δ_{i+1}^j and δ_{i+1}^k would cross, while $\Gamma_{G'}$ is assumed to be planar.
- If $\gamma(x_i^l) = \gamma(x_i^h)$, then λ_{i+1}^j and λ_{i+1}^k represent parts of replacement edges of G' whose sources coincide with $\gamma(x_i^l) = \gamma(x_i^h)$. Since γ defines a bijection between X_i^* and Z_i^* , we have $x_i^l = x_i^h$, hence x_{i+1}^j and x_{i+1}^k are edges of H both incident to $x_i^l = x_i^h$. By construction, a vertex is inserted in $\Gamma_{H'}$ at the crossing point between x_{i+1}^j and ℓ_{i+1}^* , and a vertex is inserted in $\Gamma_{H'}$ at the crossing point between x_{i+1}^k and ℓ_{i+1}^* (these vertices are inserted in case (ii) of the construction of $\langle G', H', \Gamma_{H'} \rangle$). Such vertices are in fact $\gamma(x_{i+1}^j)$ and $\gamma(x_{i+1}^k)$. Hence, the edges x_{i+1}^j and x_{i+1}^k are in this left-to-right order along ℓ_{i+1}^* , thus x_{i+1}^j precedes x_{i+1}^k in X_{i+1}^* .

It follows that, in any upward planar drawing $\Gamma_{G'}$ of G' extending $\Gamma_{H'}$, the left-to-right order in which the elements of M_{i+1}^* appear along ℓ_{i+1}^* coincides with the order $[\gamma(x_{i+1}^1), \gamma(x_{i+1}^2), \dots, \gamma(x_{i+1}^r)]$ restricted to the elements of M_{i+1}^* .

Now consider any maximal sequence $x_{i+1}^j, x_{i+1}^{j+1}, \dots, x_{i+1}^l$ of consecutive elements of X_{i+1}^* that are sources of H . Since $\gamma(x_{i+1}^j), \gamma(x_{i+1}^{j+1}), \dots, \gamma(x_{i+1}^l)$ are vertices of H' , they appear in the order $\gamma(x_{i+1}^j), \gamma(x_{i+1}^{j+1}), \dots, \gamma(x_{i+1}^l)$ along ℓ_{i+1}^* . Hence, we only have to ensure that $\gamma(x_{i+1}^j), \gamma(x_{i+1}^{j+1}), \dots, \gamma(x_{i+1}^l)$ fit between the suitable elements of M_{i+1}^* along ℓ_{i+1}^* . Assume that x_{i+1}^{j-1} and x_{i+1}^{l+1} both exist (the case in which $x_{i+1}^j, x_{i+1}^{j+1}, \dots, x_{i+1}^l$ is an initial and/or final subsequence of X_{i+1}^* is easier to handle). By the maximality of the sequence $x_{i+1}^j, x_{i+1}^{j+1}, \dots, x_{i+1}^l$, we have that $\gamma(x_{i+1}^{j-1})$ and $\gamma(x_{i+1}^{l+1})$ belong to M_{i+1}^* , with $\gamma(x_{i+1}^{j-1})$ immediately preceding $\gamma(x_{i+1}^{l+1})$ along ℓ_{i+1}^* . If x_{i+1}^{j-1} is a vertex of H , then $\gamma(x_{i+1}^{j-1})$ is a vertex of H' , hence $\gamma(x_{i+1}^{j-1})$ precedes $\gamma(x_{i+1}^j)$ in left-to-right order along ℓ_{i+1}^* in $\Gamma_{H'}$ and hence in $\Gamma_{G'}$. Otherwise, x_{i+1}^{j-1} is an edge of H crossing ℓ_{i+1}^* ; however, since x_{i+1}^j is a vertex of H , a vertex has been inserted in $\Gamma_{H'}$ at the crossing point between x_{i+1}^{j-1} and ℓ_{i+1}^* (this vertex is inserted in case (i) of the construction of $\langle G', H', \Gamma_{H'} \rangle$). In fact $\gamma(x_{i+1}^{j-1})$ is such a vertex. Then $\gamma(x_{i+1}^{j-1})$ precedes $\gamma(x_{i+1}^j)$ in left-to-right order along ℓ_{i+1}^* in $\Gamma_{H'}$ and hence in $\Gamma_{G'}$. An analogous argument proves that $\gamma(x_{i+1}^l)$ precedes $\gamma(x_{i+1}^{l+1})$ in left-to-right order along ℓ_{i+1}^* in $\Gamma_{H'}$ and hence in $\Gamma_{G'}$. The claim follows. \square

Claim 1 implies that the desired modification of Γ_G , which ensures that the edges of H are drawn as in Γ_H , can be performed “locally” to each strip \mathcal{S}_i^* delimited by two consecutive lines ℓ_i^* and ℓ_{i+1}^* . Then one can start from the intersection between Γ_H and \mathcal{S}_i^* , which consists of a set of y -monotone curves connecting points on ℓ_i^* with points on ℓ_{i+1}^* , and independently draw the part of Γ_G inside each region of \mathcal{S}_i^* defined by such y -monotone curves.

This concludes the proof of the lemma. \square

We next deal with instances of the UPE and UPE-FUE problems in which no two vertices have the same y -coordinate in the given partial drawing.

Lemma 2. Let $\langle G, H, \Gamma_H \rangle$ be an instance of the UPE or UPE-FUE problem and let $n = |\langle G, H, \Gamma_H \rangle|$. There exists an equivalent instance $\langle G', H', \Gamma_{H'} \rangle$ of the UPE or UPE-FUE problem, respectively, such that:

- (i) no two vertices of H' share the same y -coordinate in $\Gamma_{H'}$ and
- (ii) if $V(H) = V(G)$, then $V(H') = V(G')$.

Further, the instance $\langle G', H', \Gamma_{H'} \rangle$ has $O(n)$ size and can be constructed in $O(n \log n)$ time. The graph H' may contain edges even if H does not.

Proof. First, we apply Lemma 1 in order to transform $\langle G, H, \Gamma_H \rangle$ into an equivalent instance $\langle G^*, H^*, \Gamma_{H^*} \rangle$ such that H^* contains no edges and such that $V(H^*) = V(G^*)$ if $V(H) = V(G)$. The instance $\langle G^*, H^*, \Gamma_{H^*} \rangle$ has $O(n)$ size and can be constructed in $O(n \log n)$ time. Hence, it suffices to prove the statement of the lemma with $\langle G^*, H^*, \Gamma_{H^*} \rangle$ in place of $\langle G, H, \Gamma_H \rangle$.

We define the desired instance $\langle G', H', \Gamma_{H'} \rangle$ as follows. Refer to Fig. 3. We initialize $\langle G', H', \Gamma_{H'} \rangle = \langle G^*, H^*, \Gamma_{H^*} \rangle$. We construct a list \mathcal{V} of the vertices of H^* ordered by increasing y -coordinates and, secondarily, by increasing x -coordinates in Γ_{H^*} . This is done in $O(n \log n)$ time. Among all the possible y -coordinates, we call *interesting* the ones of the vertices of H^* in Γ_{H^*} . We examine the interesting y -coordinates in increasing order y_1^*, \dots, y_m^* . For any y_i^* , denote by ℓ_i^* the line with equation $y = y_i^*$; further, denote by \mathcal{V}_i^* the restriction of \mathcal{V} to the vertices on ℓ_i^* .

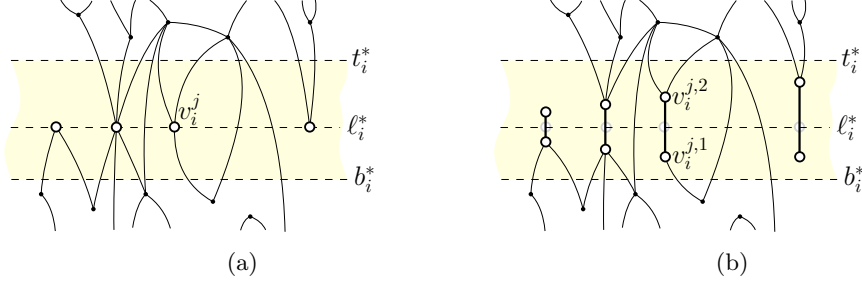


Fig. 3: Illustration for the construction of $\langle G', H', \Gamma_{H'} \rangle$. The portions of Γ_{H^*} (a) and of $\Gamma_{H'}$ (b) in the proximity of the strip \mathcal{S}_i^* are shown; \mathcal{S}_i^* is colored light yellow. The white disks represent vertices of H^* and H' , while the black disks represent vertices in $V(G^*) \setminus V(H^*)$ and $V(G') \setminus V(H')$.

We consider horizontal strips $\mathcal{S}_1^*, \dots, \mathcal{S}_m^*$ such that: (i) for $i = 1, \dots, m$, the line ℓ_i^* is in the interior of \mathcal{S}_i^* , at equal distance from the horizontal lines t_i^* and b_i^* delimiting \mathcal{S}_i^* from above and from below, respectively; and (ii) for $i = 1, \dots, m - 1$, the line t_i^* lies below b_{i+1}^* . Observe that condition (ii) can be achieved by letting the strips $\mathcal{S}_1^*, \dots, \mathcal{S}_m^*$ be sufficiently thin.

We now replace each vertex in \mathcal{V}_i^* by an edge. This is done as follows. Let h_i^* be the height of \mathcal{S}_i^* . Recall that the vertices lying on ℓ_i^* are ordered in \mathcal{V}_i^* by increasing x -coordinate; let $v_i^1, \dots, v_i^{|V_i^*|}$ be such an ordering. For $j = 1, \dots, |V_i^*|$, we draw a vertical straight-line segment s_i^j whose midpoint is v_i^j and whose length is $j \cdot h_i^* / (3 \cdot |V_i^*|)$. Note that s_i^j lies entirely in \mathcal{S}_i^* and crosses ℓ_i^* .

We replace v_i^j by two vertices $v_i^{j,1}$ and $v_i^{j,2}$ and by an edge $(v_i^{j,1}, v_i^{j,2})$, both in G' and in H' . The outgoing edges of v_i^j in G' now exit $v_i^{j,2}$ and the incoming edges of v_i^j in G' now enter $v_i^{j,1}$. If G^* has a prescribed upward embedding, then the list of successors of the adjacent predecessors of v_i^j and the list of predecessors of the adjacent successors of v_i^j are updated by replacing v_i^j with $v_i^{j,1}$ and $v_i^{j,2}$, respectively. Further, $\mathcal{P}(v_i^{j,1})$ coincides with $\mathcal{P}(v_i^j)$, while $\mathcal{S}(v_i^{j,1}) = [v_i^{j,2}]$, and $\mathcal{S}(v_i^{j,2})$ coincides with $\mathcal{S}(v_i^j)$, while $\mathcal{P}(v_i^{j,2}) = [v_i^{j,1}]$. The vertex v_i^j is also removed from $\Gamma_{H'}$. Finally, the edge $(v_i^{j,1}, v_i^{j,2})$ is represented in $\Gamma_{H'}$ by the segment s_i^j . This concludes the construction of $\langle G', H', \Gamma_{H'} \rangle$.

Vertices of H' lying in different strips \mathcal{S}_i^* and \mathcal{S}_k^* do not share their y -coordinates in $\Gamma_{H'}$, as such strips are horizontal and disjoint. By construction vertices of H' lying in the same strip \mathcal{S}_i^* do not share their y -coordinates in $\Gamma_{H'}$. Thus, Property (i) is satisfied. If $V(H^*) = V(G^*)$, then $V(H') = V(G')$, as every vertex in H^* is replaced by two vertices belonging to H' . Hence Property (ii) is also satisfied.

The size of $\langle G', H', \Gamma_{H'} \rangle$ is linear in the size of $\langle G^*, H^*, \Gamma_{H^*} \rangle$ as at most two vertices and one edge are introduced in G' for each vertex of G^* . Constructing the order \mathcal{V}^* takes $O(n \log n)$ time. Every other step of the algorithm can be performed in $O(n)$ time, hence the total $O(n \log n)$ running time.

We prove the equivalence between the instances $\langle G^*, H^*, \Gamma_{H^*} \rangle$ and $\langle G', H', \Gamma_{H'} \rangle$.

Suppose that an upward planar drawing $\Gamma_{G'}$ of G' exists that extends $\Gamma_{H'}$. For each vertex v_i^j of G^* that has been replaced in G' by two vertices $v_i^{j,1}$ and $v_i^{j,2}$ and by an edge $(v_i^{j,1}, v_i^{j,2})$, we perform the following modification; see Fig. 4a. By construction and since $\Gamma_{G'}$ extends $\Gamma_{H'}$, the straight-line segment $(v_i^{j,1}, v_i^{j,2})$ in $\Gamma_{G'}$ contains the point at which v_i^j is placed in Γ_{H^*} . Then a sufficiently small value $\varepsilon > 0$ can be defined so that the region B_i^j obtained as the Minkowski sum of a ball with radius ε with the straight-line segment s_i^j intersects $\Gamma_{G'}$ only in a set of line segments incident to $v_i^{j,1}$ and $v_i^{j,2}$. For each vertex v_i^j of H^* we delete from $\Gamma_{G'}$ the interior of B_i^j , as in Fig. 4b, and we draw line segments connecting v_i^j with the endpoints of the removed line segments on the boundary of B_i^j , as in Fig. 4c. This results in the desired drawing of G^* extending Γ_{H^*} .

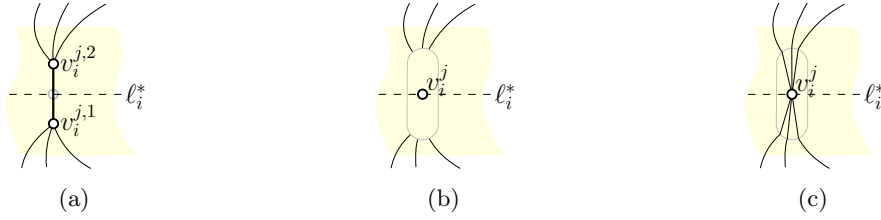


Fig. 4: Construction of Γ_{G^*} from $\Gamma_{G'}$. Modifications in the proximity of an edge $(v_i^{j,1}, v_i^{j,2})$ of G' .

Conversely, suppose that an upward planar drawing Γ_{G^*} of G^* exists that extends Γ_{H^*} . For each $i = 1, \dots, m$, we modify Γ_{G^*} as follows. First, we vertically perturb the position of each vertex that lies on ℓ_i^* and that does not belong to H^* . If the perturbation is small enough, then the curves representing

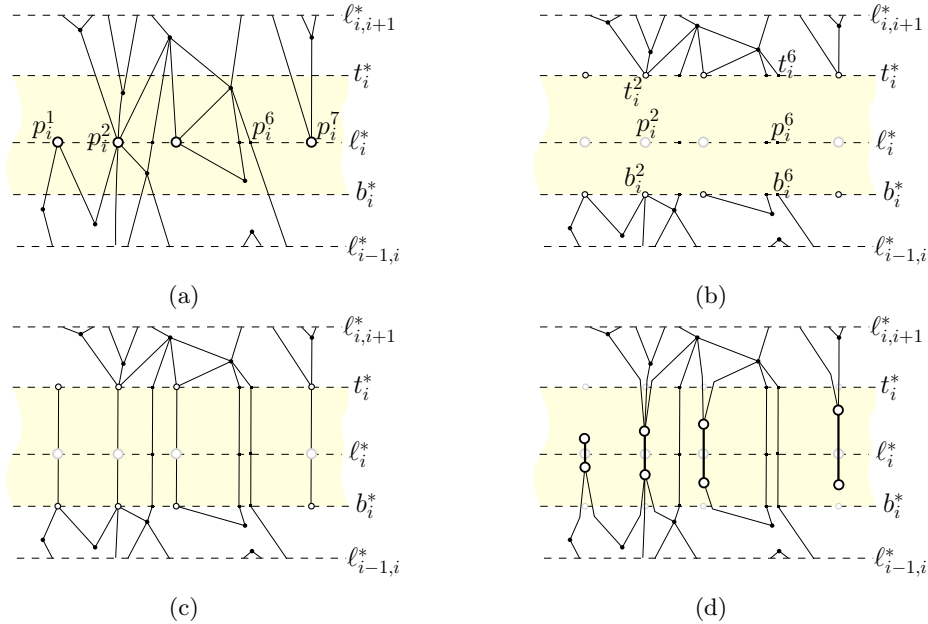


Fig. 5: Construction of $\Gamma_{G'}$ from Γ_{G^*} . Modifications in the proximity of a strip \mathcal{S}_i^* , which is colored light yellow. (a) The drawing Γ_{G^*} after the perturbation which moves vertices not in H^* away from ℓ_i^* . (b) Scaling down and translating the parts of Γ_{G^*} between ℓ_i^* and $\ell_{i,i+1}^*$ and between $\ell_{i-1,i}^*$ and ℓ_i^* . (c) Drawing the segments $|_i^h$. (d) Reconnecting the edges formerly incident to v_i^j to the vertices $v_i^{j,1}$ and $v_i^{j,2}$.

the edges incident to that vertex can also be suitably modified so that Γ_{G^*} remains an upward planar drawing of G^* . Refer to Fig. 5a and denote by $p_i^1, \dots, p_i^{k(i)}$ the left-to-right order of the points of Γ_{G^*} along ℓ_i^* ; note that each of such points might correspond to a vertex of H^* or to a crossing point of an edge of G^* with ℓ_i^* . Let $\ell_{i,i+1}^*$ be a horizontal line above t_i^* and below b_{i+1}^* . As in Fig. 5b, we vertically scale down the part of Γ_{G^*} between ℓ_i^* and $\ell_{i,i+1}^*$ so that its vertical extension becomes equal to the distance between t_i^* and $\ell_{i,i+1}^*$. Further, we translate the scaled part of the drawing so that it lies between t_i^* and $\ell_{i,i+1}^*$; after doing so, the points $p_i^1, \dots, p_i^{k(i)}$ of Γ_{G^*} on ℓ_i^* acquire corresponding points $t_i^1, \dots, t_i^{k(i)}$ on t_i^* . We perform an analogous modification to the part of Γ_{G^*} comprised between ℓ_i^* and a horizontal line $\ell_{i-1,i}^*$ above t_{i-1}^* and below b_i^* ; denote by $b_i^1, \dots, b_i^{k(i)}$ the points on b_i^* corresponding to $p_i^1, \dots, p_i^{k(i)}$, respectively. Now \mathcal{S}_i^* does not contain any part of Γ_{G^*} in its interior, except for the points $p_i^1, \dots, p_i^{k(i)}$. For every $h = 1, \dots, k(i)$, we draw a vertical straight-line segment $|_i^h$ connecting t_i^h with b_i^h , as in Fig. 5c; note that $|_i^h$ passes through p_i^h . If p_i^h used to be a crossing point between an edge of G^* and ℓ_i^* in Γ_{G^*} , then $|_i^h$ reconnects that edge; indeed, the latter became disconnected after scaling and translating parts of Γ_{G^*} . Otherwise, p_i^h is the point in which a vertex v_i^j was placed in Γ_{G^*} and Γ_{H^*} . Then s_i^j is a part of $|_i^h$; see Fig. 5d. We remove a small disk around t_i^h from Γ_{G^*} and extend the edges outgoing v_i^j down along $|_i^h$ until they reach $v_i^{j,2}$. Analogously, we remove a small disk around b_i^h from Γ_{G^*} and extend the edges incoming v_i^j up along $|_i^h$ until they reach $v_i^{j,1}$. This completes the construction of the desired drawing $\Gamma_{G'}$ of G' extending $\Gamma_{H'}$. \square

3 Complexity of the UPE and UPE-FUE Problems

In this section we study the complexity of the UPE and UPE-FUE problems. We show the NP-hardness of such problems even for instances $\langle G, H, \Gamma_H \rangle$ in which H contains no edges and $V(H) = V(G)$, and for instances $\langle G, H, \Gamma_H \rangle$ in which no two vertices share the same y -coordinate in Γ_H and $V(H) = V(G)$. We will then show that the instances $\langle G, H, \Gamma_H \rangle$ in which H contains no edges, no two vertices share the same y -coordinate in Γ_H , and $V(H) = V(G)$ can be solved in polynomial time.

We start with the following.

Lemma 3. *The UPE and UPE-FUE problems are in NP.*

Proof. Let $\langle G, H, \Gamma_H \rangle$ be an instance of the UPE problem. Ideally, we would like to guess a solution for $\langle G, H, \Gamma_H \rangle$, that is, a drawing Γ_G of G , and then to verify in polynomial time whether the guess actually is a solution, that is, whether Γ_G is an upward planar drawing of G extending Γ_H . However, since there is an infinite number of drawings of G , we cannot explicitly guess one of them. Hence, we proceed by associating to each drawing a combinatorial structure, in such a way that: (1) the set of distinct combinatorial structures the drawings of G are associated to is finite; and (2) it is possible to test in polynomial time whether an upward planar drawing of G extending Γ_H exists by assuming that such a drawing is associated with a fixed combinatorial structure. This is done in the following.

First, we guess the order by increasing y -coordinates of the vertices of G in an upward planar drawing Γ_G of G extending Γ_H . This can be done by assigning a number in $\{1, 2, \dots, n\}$ to each vertex of G . The assignment is, in general, not injective, i.e., the guess might result in several vertices having the same y -coordinate. Let Y be the guessed order of the vertices of G . Denote by V_1, \dots, V_k the subsets of $V(G)$ such that: (i) for any $u, v \in V_i$, the y -coordinates of u and v are the same in Y ; and (ii) for any $u \in V_i$ and $v \in V_{i+1}$, the y -coordinate of u precedes the one of v in Y . Note that there are only finitely many such orders Y .

Having guessed Y , we now know whether the horizontal line h_i through the vertices in V_i crosses an edge (u, v) in Γ_G . Indeed, this happens if and only if $u \in V_j$ and $v \in V_l$, with $j < i$ and $l > i$, or with $j > i$ and $l < i$. For each $i = 1, \dots, k$, we independently guess a left-to order σ_i of the vertices in V_i together with the edges crossing h_i in Γ_G . Again, there are only finitely many such orders.

We now show how to verify in polynomial time whether an upward planar drawing Γ_G of G exists that extends Γ_H and that respects Y and $\sigma_1, \dots, \sigma_k$. We perform the checks described below. If any check fails, then we conclude that there is no upward planar drawing of G that extends Γ_H and that respects Y and $\sigma_1, \dots, \sigma_k$, otherwise we proceed to the next check. If all the checks succeed, then an upward planar drawing Γ_G of G exists that extends Γ_H and that respects Y and $\sigma_1, \dots, \sigma_k$.

1. For any edge (u, v) of G such that $u \in V_i$ and $v \in V_j$, we check whether $i < j$.
2. We say that an edge (u, v) of G , with $u \in V_j$ and $v \in V_l$, *spans* V_i and V_{i+1} if $j \leq i$ and $l \geq i + 1$. For any two edges e and e' that span V_i and V_{i+1} , we check whether the order of e and e' (or of their end-vertices) in σ_i and σ_{i+1} is the same.
3. For any two vertices $u, v \in V(H)$ such that $u \in V_i$ and $v \in V_j$ with $i < j$, we check whether $y(u) < y(v)$ in Γ_H .
4. For any two vertices $u, v \in V(H) \cap V_i$, we check whether $y(u) = y(v)$ in Γ_H .
5. For any two vertices $u, v \in V(H) \cap V_i$ such that $y(u) = y(v)$ in Γ_H and such that u precedes v in σ_i , we check whether $x(u) < x(v)$ in Γ_H .
6. For any vertex $u \in V(H) \cap V_i$ and for any edge $e \in E(H)$ in σ_i , we check whether e precedes u in σ_i if and only if the crossing point between e and the horizontal line through u is to the left of u in Γ_H .
7. For any vertex u in $V(H) \cap V_i$ and any two edges $e, e' \in E(H)$ in σ_i , we check whether e precedes e' in σ_i if and only if the crossing point of e with the horizontal line through u is to the left of the crossing point of e' with the horizontal line through u in Γ_H .

If check 1. fails that any drawing of G that respects Y is not upward. If check 2. fails that any upward drawing of G that respects Y , σ_i , and σ_{i+1} is not planar. If checks 3. or 4. fail, then any upward drawing of G that respects Y does not extend Γ_H . If checks 5., 6., or 7. fail, then any drawing of G that respects Y and σ_i does not extend Γ_H .

On the other hand, if all the checks succeed, then we can construct an upward planar drawing Γ_G of G that extends Γ_H and that respects Y and $\sigma_1, \dots, \sigma_k$ as follows. First, for $i = 1, \dots, k$, we draw a horizontal line h_i with equation $y = y_i$ on which the vertices in V_i are going to be placed, where $y_1 < y_2 < \dots < y_k$. This is done so that h_i passes through a vertex u if $u \in V(H) \cap V_i$, which is possible since checks 3. and 4. succeed. For $i = 1, \dots, k$, we place the vertices in V_i that are not in $V(H)$ along h_i and we fix the crossing points between h_i and the edges of G that are in σ_i but not in H , so that the left-to-right order of the vertices of V_i (including those in $V(H)$) and of the edges of G (including those in $E(H)$) along h_i is σ_i . This is possible because checks 5., 6., and 7. succeed. Each edge (u, v) in $E(G) \setminus E(H)$ is now drawn as a sequence of line segments, each connecting points on two consecutive lines h_i and h_{i+1} . Since check 2. succeeds, every such a line segment can be drawn in the horizontal strip delimited by h_i and h_{i+1} without introducing any crossings, thus the resulting drawing Γ_G of G is planar. Since check 1. succeeds, it follows that Γ_G is also upward. The drawing Γ_H has not been modified during the construction of Γ_G , hence Γ_G extends Γ_H . By construction, for each $i = 1, \dots, k - 1$, the vertices in V_i have a smaller y -coordinate than the vertices in V_{i+1} , hence Γ_G respects Y . Finally, by construction, for each $i = 1, \dots, k$, the left-to-right order of the vertices in V_i and of the edges of G crossing h_i is σ_i , hence Γ_G respects $\sigma_1, \dots, \sigma_k$.

Since all the above checks can be easily performed in polynomial time, we have that UPE is in NP. The membership in NP of the UPE-FUE problem can be proved analogously. In particular, a check has to be introduced in the above algorithm in order to verify whether the orders Y and $\sigma_1, \dots, \sigma_k$ define an upward embedding which is the one prescribed in the instance. \square

We now prove the NP-hardness results. The NP-hardness of the UPE problem directly follows from the one of the UPWARD PLANARITY TESTING problem [19], which coincides with the special case of the UPE problem in which the partial graph is the empty graph. However, we can establish the NP-hardness of the UPE problem even in a much more constrained scenario. In order to do that, we relate the complexity of the UPE problem to the one of a problem called ORDERED LEVEL PLANARITY [26] (OLP, for short), which is defined as follows.

A *level graph* is a pair (G, ℓ) , where G is a directed graph and $\ell : V(G) \rightarrow \{1, \dots, k\}$ is a function that assigns each vertex to one of k levels in such a way that $\ell(u) < \ell(v)$, for each $(u, v) \in E(G)$. We denote $V_i = \{v \in V(G) : \ell(v) = i\}$. A level graph is *proper* if $\ell(v) - \ell(u) = 1$, for each $(u, v) \in E(G)$. A *level drawing* of (G, ℓ) is a drawing of G that maps each vertex to a point on the horizontal line with equation $y = \ell(v)$ and each edge (u, v) to a y -monotone curve connecting the points corresponding to u and v . A level drawing is *level planar* if it is crossing-free and a level graph is *level planar* if it admits a level planar drawing.

An *ordered level graph* is a triple (G, ℓ, ξ) where (G, ℓ) is a level graph and ξ is a set of total orders $\xi_i : V_i \rightarrow \{1, \dots, |V_i|\}$ of the vertices in V_i . Given an ordered level graph (G, ℓ, ξ) , the OLP problem asks whether there exists an *ordered level planar drawing* of (G, ℓ, ξ) , that is, a level planar drawing of (G, ℓ)

in which, for every $v \in V_i$, the x -coordinate of v is $\xi_i(v)$. As observed by Klemz and Rote [26], for an ordered level graph (G, ℓ, ξ) , the y - and x -coordinates assigned via ℓ and ξ , respectively, only serve the purpose of encoding a partial order among vertices of different levels and a total order among vertices of the same level, respectively. In particular, the OLP problem does not change its complexity if ξ and ℓ map to the reals. We exploit this fact in the proof of the following lemma.

Lemma 4. *The following statements hold true:*

- (i) *Let (G, ℓ, ξ) be an instance of the OLP problem, where G is an n -vertex graph. It is possible to construct in $O(n)$ time an equivalent instance $\langle G, H, \Gamma_H \rangle$ of the UPE problem with $H = (V(G), \emptyset)$ such that if (G, ℓ, ξ) contains at most λ vertices belonging to the same level, then Γ_H contains at most λ vertices sharing the same y -coordinate.*
- (ii) *Let $\langle G, H, \Gamma_H \rangle$ be an instance of the UPE problem, where G is an n -vertex graph and $H = (V(G), \emptyset)$. It is possible to construct in $O(n \log n)$ time an equivalent instance (G, ℓ, ξ) of the OLP problem such that if Γ_H contains at most λ vertices sharing the same y -coordinate, then (G, ℓ, ξ) contains at most λ vertices belonging to the same level.*

Proof. (i) Given an ordered level graph (G, ℓ, ξ) with k levels, where G is an n -vertex graph, we construct an instance $\langle G, H, \Gamma_H \rangle$ of the UPE problem as follows. First, G coincides in the two instances. Second, we define $H = (V(G), \emptyset)$, as required. Third, for every $i \in \{1, \dots, k\}$ and for every $v \in V_i$, we define the position of v in Γ_H as $(x(v), y(v)) = (\xi_i(v), \ell(v))$. This completes the construction of $\langle G, H, \Gamma_H \rangle$; this construction can be clearly performed in $O(n)$ time. By construction, if (G, ℓ, ξ) contains at most λ vertices belonging to the same level, then Γ_H contains at most λ vertices sharing the same y -coordinate.

We claim that the instance (G, ℓ, ξ) of the OLP problem and the instance $\langle G, H, \Gamma_H \rangle$ of the UPE problem are equivalent. Specifically, we have that any ordered level planar drawing Γ_o of (G, ℓ, ξ) is also an upward planar drawing of G that extends Γ_H and that any upward planar drawing Γ_G of G that extends Γ_H is also an ordered level planar drawing of (G, ℓ, ξ) . In fact, it holds that (i) each vertex of G has the same coordinates both in Γ_o and in Γ_G , and that (ii) the edges of G are drawn as y -monotone curves both in Γ_o and in Γ_G .

(ii) Given an instance $\langle G, H, \Gamma_H \rangle$ of the UPE problem, where G is an n -vertex graph and $H = (V(G), \emptyset)$, we construct an ordered level graph (G, ℓ, ξ) as follows. First, the graph G coincides in the two instances. Second, we define a partition V_1, V_2, \dots, V_k of $V(G)$ such that, for each $i = 1, \dots, k$, all the vertices in V_i have the same y -coordinate in Γ_H , and such that, for each $i = 1, \dots, k-1$, the vertices in V_i have a y -coordinate smaller than the one of the vertices in V_{i+1} in Γ_H . This partition can be constructed in $O(n)$ time after the vertices of G have been ordered by their y -coordinates in Γ_H , which takes $O(n \log n)$ time. For each vertex v of G , we now assign $\ell(v) = i$ if and only if $v \in V_i$. Finally, for each $i = 1, \dots, k$, we compute the order ξ_i of the vertices in V_i by increasing x -coordinates. Such an order can be constructed in $O(|V_i| \log |V_i|)$ time, hence in $O(n \log n)$ time over all sets V_1, V_2, \dots, V_k . We claim that the instance $\langle G, H, \Gamma_H \rangle$ of the UPE problem and the instance (G, ℓ, ξ) of the OLP problem are equivalent.

Suppose that an upward planar drawing Γ_G of G exists that extends Γ_H . For each $i = 1, \dots, k$, we draw a horizontal line h_i through the vertices in V_i in Γ_G ; let $X_i^* = (x_1^i, x_2^i, \dots, x_{r_i}^i)$ be the left-to-right order in which the vertices in V_i and the edges of G crossing h_i appear along h_i in Γ_G . We construct a level planar drawing Γ_L of (G, ℓ, ξ) by placing, for each $i = 1, \dots, k$, a sequence $P_i = (p_1^i, p_2^i, \dots, p_{r_i}^i)$ of r_i points along the line $y = i$, such that:

- for each $j = 1, \dots, r_i - 1$, the x -coordinate of p_j^i is smaller than the one of p_{j+1}^i ; and
- for each $j = 1, \dots, r_i$, if x_j^i corresponds to a vertex v of G , then the x -coordinate of p_j^i is equal to $\xi_i(v)$.

The level planar drawing Γ_L of (G, ℓ, ξ) is completed by representing each edge $e = (u, v)$ of G as a sequence of straight-line segments. Specifically, if $u \in V_i$ and $v \in V_l$, then e starts at the point $p_{f(i,u)}^i$ of P_i such that $x_{f(i,u)}^i$ corresponds to u , then proceeds with a straight-line segment to the point $p_{f(i+1,e)}^{i+1}$ of P_{i+1} such that $x_{f(i+1,e)}^{i+1}$ corresponds to e , then proceeds with a straight-line segment to the point $p_{f(i+2,e)}^{i+2}$ of P_{i+2} such that $x_{f(i+2,e)}^{i+2}$ corresponds to e , and so on until reaching the point $p_{f(l,v)}^l$ of P_l such that $x_{f(l,v)}^l$ corresponds to v .

The proof that an upward planar drawing Γ_G of G can be constructed from a level planar drawing Γ_L of (G, ℓ, ξ) is analogous. In particular, X_i^* now represents the left-to-right order in which the vertices of

V_i and the edges of G crossing the line $y = i$ appear along such a line. This order is used so to define a sequence of points along the horizontal line through the vertices of V_i in Γ_H . Such points are used to represent each edge as a sequence of straight-line segments. \square

The first NP-hardness result is a direct consequence of reduction (i) from Lemma 4 and of the NP-completeness of ORDERED LEVEL PLANARITY [26].

Theorem 1. *The UPE problem is NP-complete even if (i) the partial graph contains all the vertices and no edges and (ii) no three vertices share the same y -coordinate in the partial drawing.*

Proof. The membership of UPE in NP follows from Lemma 3. Klemz and Rote proved the NP-hardness of the OLP problem even for ordered level graphs (G, ℓ, ξ) such that G consists of a set of disjoint paths and ℓ assigns at most 2 vertices to any level [26]. Thus, by applying reduction (i) of Lemma 4 to an instance (G, ℓ, ξ) of the OLP problem with the above properties, we obtain in linear time an equivalent instance (G, H, Γ_H) of the UPE problem such that $H = (V(G), \emptyset)$ and such that no three vertices share the same y -coordinate in Γ_H . This completes the proof. \square

Lemma 2, together with Theorem 1, implies the following.

Corollary 1. *The UPE problem is NP-complete even if (i) the partial graph contains all the vertices and (ii) no two vertices share the same y -coordinate in the partial drawing.*

We now discuss the complexity of the UPE-FUE problem, in which the input graph comes with a prescribed upward embedding which the required drawing has to respect. We establish the NP-hardness of the UPE-FUE problem via a reduction from the PARTIAL LEVEL PLANARITY (for short, PLP) problem, recently introduced by Brückner and Rutter [9]. This reduction is quite involved and requires a new analysis of some results in [9].

Given a 4-tuple (G, ℓ, H, Γ_H) where (G, ℓ) is a level planar graph, H is a subgraph of G , and Γ_H is a level planar drawing of (H, ℓ) , the PLP problem asks whether a level planar drawing Γ_G of (G, ℓ) exists that coincides with Γ_H when restricted to the vertices and edges of H . The instance (G, ℓ, H, Γ_H) is *proper* if (G, ℓ) is a proper level graph.

A proper instance $(G = (V, E), \ell, H, \Gamma_H)$ of the PLP problem can also be represented as a triple (G, ℓ, \prec) , where $\prec = \{\prec_1, \dots, \prec_k\}$ is a set of total orders \prec_i of $V_i \cap V(H)$ such that, for any two vertices $u, v \in V_i \cap V(H)$, we have that $u \prec_i v$ if and only if u precedes v along the horizontal line ℓ_i with equation $y = i$. Then, (G, ℓ) admits a level planar drawing that extends Γ_H if and only if (G, ℓ, \prec) admits a level planar drawing in which the order of the vertices in V_i along ℓ_i is a linear extension of \prec_i , for $i = 1, \dots, k$.

Brückner and Rutter [9] proved that the PLP problem is NP-complete even for instances that are proper and connected. Since the reduction they present does not exploit changes of the planar embedding in the produced instances, this allows them to further augment such instances to subdivisions of triconnected graphs, which have a unique planar embedding (up to a flip). Therefore, the PLP problem is NP-complete even for proper instances in which the planar embedding of the level graph is prescribed.

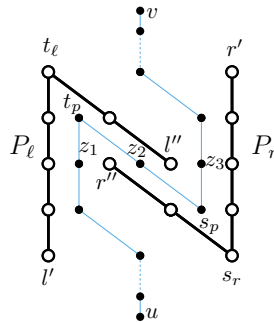


Fig. 6: A socket gadget (thick black edges) and a plug gadget (thin blue edges).

We claim that the hardness result of Brückner and Rutter holds even when the upward embedding of the level graph is prescribed. The basic building blocks of their reduction are two gadgets: The

plug and the *socket* gadgets, which are illustrated in Fig. 6. The *plug* gadget is simply a directed path $P = (u, \dots, z_1, t_p, z_2, s_p, z_3, \dots, v)$ consisting of three monotone paths (u, \dots, z_1, t_p) , (t_p, z_2, s_p) , and (s_p, z_3, \dots, v) that traverse several levels of the level graph. The vertices of the plugs are not subject to any ordering constraints, that is, there exists no ordering \prec_i in \prec such that $a \prec_i b$ or $b \prec_i a$ and $a, b \in V(P)$. The *socket* gadget consists of a *left-boundary path* $P_\ell = (l', \dots, t_\ell, \dots, l'')$ consisting of two monotone paths (l', \dots, t_ℓ) and (l'', \dots, t_ℓ) , and of a *right-boundary path* $P_r = (r', \dots, s_r, \dots, r'')$, consisting of two monotone paths (s_r, \dots, r') and (s_r, \dots, r'') , all traversing several levels of the level graph. The vertices in $V(P_\ell) \cup V(P_r)$ are totally ordered by the functions \prec_i , for each level i traversed by such paths; in particular, the left-to-right order of the predecessors of t_ℓ and the left-to-right order of the successors of s_r is prescribed. The crucial property exploited throughout the constructions presented in [9] is that at most one plug can be placed between the left- and the right-boundary paths of a socket, in every level-planar drawing Γ of the input level graph that realizes the prescribed orders of the vertices on each level. Our Claim 2 below then follows by observing that in Γ the edges (z_1, t_p) and (z_2, t_p) appear in this left-to-right order and similarly for the edges (s_p, z_2) and (s_p, z_3) . We thus have the following.

Claim 2 *The PLP problem is NP-complete even for proper instances (G, ℓ, \prec) such that G is connected and has a prescribed upward embedding.*

We exploit Claim 2 in order to prove the following.

Theorem 2. *The UPE-FUE problem is NP-complete. This result holds even if (i) the instance is connected and (ii) the partial graph contains all the vertices and no edges.*

Proof. The membership of the UPE-FUE problem in NP follows from Lemma 3.

Let (G, ℓ, \prec) be a proper instance of the PLP problem such that (G, ℓ) is a connected level graph with a prescribed upward embedding. We show how to construct in polynomial time an equivalent instance $\langle U, H, \Gamma_H \rangle$ of the UPE-FUE problem satisfying properties (i) and (ii) of the statement. Refer to Fig. 7.

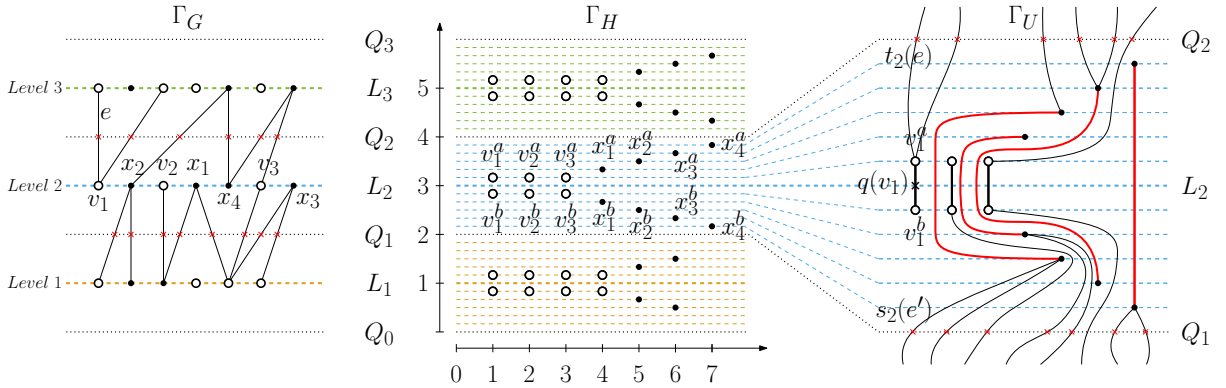


Fig. 7: (left) An instance (G, ℓ, \prec) of PLP with a prescribed upward embedding. (center) An instance $\langle U, H, \Gamma_H \rangle$ of UPE-FUE equivalent to (G, ℓ, \prec) constructed using the reduction of Theorem 2. (right) A drawing Γ_U of U that extends Γ_H , focused on the subgraph of U stemming from the vertices of the third level of (G, ℓ) and from their incident edges.

The graph U is defined as follows. For each vertex v of G , the graph U contains vertices v^a and v^b and an edge (v^b, v^a) . Further, for each edge (u, v) in G , the edge set of U contains an edge (u^a, v^b) . The graph U is connected, since G is connected, which implies property (i). We set the upward embedding of U as follows. For each vertex v of G such that $\mathcal{P}(v) = (u_1, u_2, \dots, u_k)$ and $\mathcal{S}(v) = (w_1, w_2, \dots, w_l)$, we set $\mathcal{P}(v^b) = [u_1^a, u_2^a, \dots, u_k^a]$, $\mathcal{S}(v^b) = [v^a]$, $\mathcal{P}(v^a) = [v^b]$, and $\mathcal{S}(v^a) = [w_1^b, w_2^b, \dots, w_l^b]$.

The graph H is defined as $H = (V(U), \emptyset)$, which implies property (ii).

Finally, the drawing Γ_H of H is defined as follows. Since H contains no edges, in order to construct Γ_H we only need to assign a position to each vertex of H .

For $i = 1, \dots, k$, let $F_i \subseteq V_i$ be the subset of vertices of level i of (G, ℓ) whose left-to-right order is fixed by \prec_i , and let $v_{i,1} \prec_i v_{i,2} \prec_i \dots \prec_i v_{i,r_i}$ be the vertices of F_i . Also, let $x_{i,1}, \dots, x_{i,d_i}$ be the vertices in $V_i \setminus F_i$ (whose left-to-right order is not prescribed by \prec_i). Let $F = \max_{i=1}^k |V_i \setminus F_i|$ and $\alpha = \frac{1}{F+2}$.

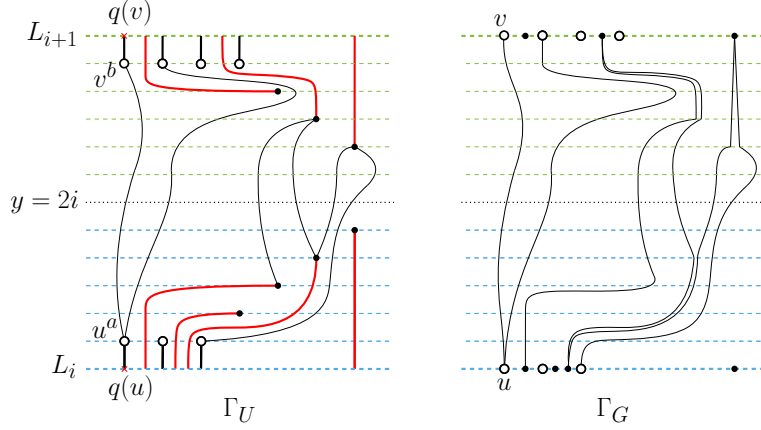


Fig. 8: Construction of the curves representing the edges of G directed from level i to level $i + 1$.

First, for $i = 1, \dots, k$ and for $j = 1, \dots, r_i$, we place the vertex $v_{i,j}^a$ at the point $(j, 2i - 1 + \alpha)$ and the vertex $v_{i,j}^b$ at the point $(j, 2i - 1 - \alpha)$. Second, for $q = 1, \dots, d_i$, we place the vertex $x_{i,q}^a$ at the point $(r_i + q, 2i - 1 + (q + 1)\alpha)$ and the vertex $x_{i,q}^b$ at the point $(r_i + q, 2i - 1 - (q + 1)\alpha)$. Observe that all the vertices of H stemming from vertices in V_i lie above the horizontal line $Q_{i-1} := y = 2i - 2$ and below the horizontal line $Q_i := y = 2i$. This concludes the construction of the instance (U, H, Γ_H) , which can be carried out in polynomial time in the size of (G, ℓ, \prec) .

We now prove that (G, ℓ, \prec) and (U, H, Γ_H) are equivalent.

For the first direction, suppose that the instance (U, H, Γ_H) of the UPE-FUE problem is positive, that is, there exists a drawing Γ_U of U that extends Γ_H and respects its prescribed upward embedding. We show how to construct a level planar drawing Γ_G of (G, ℓ) that respects its prescribed upward embedding and such that the order of the vertices in V_i along the horizontal line $L_i := y = 2i - 1$ is a linear extension of \prec_i , for $i = 1, \dots, k$.

We construct Γ_G as follows; refer to Fig. 8. For $i = 1, \dots, k$ and for each vertex $v \in V_i$, let $q(v)$ be the crossing point between the edge (v^b, v^a) and L_i in Γ_U . Observe that such a crossing point exists since v^b and v^a lie below and above L_i , respectively, in Γ_H (and thus in Γ_U), by construction. We place the vertex v at $q(v)$ in Γ_G . We modify the drawings of the edges of U incident to v^a and v^b as follows. We delete the parts of Γ_U inside disks with radius $\varepsilon > 0$ centered at v^a and v^b ; if ε is sufficiently small, only v^a , v^b , and parts of their incident edges are deleted from Γ_U . We extend the edges that used to be incident to v^a and v^b downwards and upwards, respectively, following the drawing of the edge (v^b, v^a) in Γ_U sufficiently close to it, until they reach $q(v)$. Finally, we delete the rest of the drawing of the edge (v^b, v^a) . Repeating this process for every vertex v of G results in a drawing Γ_G of G .

We have that Γ_G is a level drawing. Namely, each edge (u, v) of G is represented in Γ_G by a y -monotone curve, given that the edge (u^a, v^b) of U is represented in Γ_U by a y -monotone curve and given that the parts of the representation of (u, v) in Γ_G that do not coincide with the representation of (u^a, v^b) follow the y -monotone curves representing the edges (u^b, u^a) and (v^b, v^a) . Further, by construction, for $i = 1, \dots, k$, the vertices of the level V_i lie on the horizontal line L_i with equation $y = 2i - 1$. Hence, after a change of the coordinate system which maps any point $(x, y) \in \mathbb{R}^2$ to the point $(x, \frac{y+1}{2})$, we have that Γ_G is a level drawing. The drawing Γ_G is also planar, given that Γ_U is planar and given that, for each edge (u, v) of G , the parts of the representation of (u, v) in Γ_G that do not coincide with the representation of (u^a, v^b) in Γ_U follow the crossing-free curves representing the edges (u^b, u^a) and (v^b, v^a) .

We now show that Γ_G respects the prescribed upward embedding of G . Consider any vertex v of G and let $\mathcal{S}(v) = [w_1, w_2, \dots, w_l]$. By construction, the left-to-right order in Γ_G of the edges outgoing at v is $(v, w_1), (v, w_2), \dots, (v, w_l)$ if and only if the left-to-right order in Γ_U of the edges outgoing at v^a is $(v^a, w_1^b), (v^a, w_2^b), \dots, (v^a, w_l^b)$. Further, the left-to-right order in Γ_U of the edges outgoing at v^a is indeed $(v^a, w_1^b), (v^a, w_2^b), \dots, (v^a, w_l^b)$, given that $\mathcal{S}(v^a) = [w_1^b, w_2^b, \dots, w_l^b]$ and given that Γ_U respects the prescribed upward embedding of G . Analogously, the left-to-right order of the edges incoming at each vertex v of G in Γ_G corresponds to the prescribed order of the adjacent predecessors of v .

Finally, we show that the ordering of the vertices in V_i along L_i is a linear extension of \prec_i , for $i = 1, \dots, k$. Recall that each vertex $v \in V_i$ has been placed at the point $q(v)$ in Γ_G . Hence, it suffices to show that $q(v_{i,1}), q(v_{i,2}), \dots, q(v_{i,r_i})$ appear in this left-to-right order along L_i in Γ_U , which follows from the fact that the vertices $v_{i,1}^a, v_{i,2}^a, \dots, v_{i,r_i}^a$ appear in this left-to-right order along the horizontal line $y = 2i - 1 + \alpha$, that the vertices $v_{i,1}^b, v_{i,2}^b, \dots, v_{i,r_i}^b$ appear in this left-to-right order along the horizontal line $y = 2i - 1 - \alpha$, and that the edges $(v_{i,j}^a, v_{i,j}^b)$ are drawn as non-crossing y -monotone curves in Γ_U .

For the second direction, suppose now that (G, ℓ, \prec) is a positive instance of the PLP problem, that is, there exists a level planar drawing Γ_G of (G, ℓ) that respects its prescribed upward embedding and such that the left-to-right order of the vertices in V_i along the horizontal line $y = i$ is a linear extension of \prec_i , for $i = 1, \dots, k$. We show how to construct an upward planar drawing Γ_U of U that extends Γ_H and that respects its prescribed upward embedding.

First, we change the coordinate system in Γ_G so to map any point $(x, y) \in \mathbb{R}^2$ to the point $(x, 2i - 1)$. Now the vertices of V_i lie on the horizontal line $L_i := y = 2i - 1$. For $i = 1, \dots, k$ and for each vertex $v \in V_i$, let $q(v)$ be the point along L_i the vertex v lies upon in Γ_G . For $i = 1, \dots, k$, let T_i be the left-to-right order of the vertices in V_i as they appear along L_i in Γ_G . The proof is based on the following claim.

Claim 3 *There exists a drawing Γ' of the edges (v^b, v^a) of U such that Γ' extends Γ_H and such that each edge (v^b, v^a) intersects L_i at $q(v)$.*

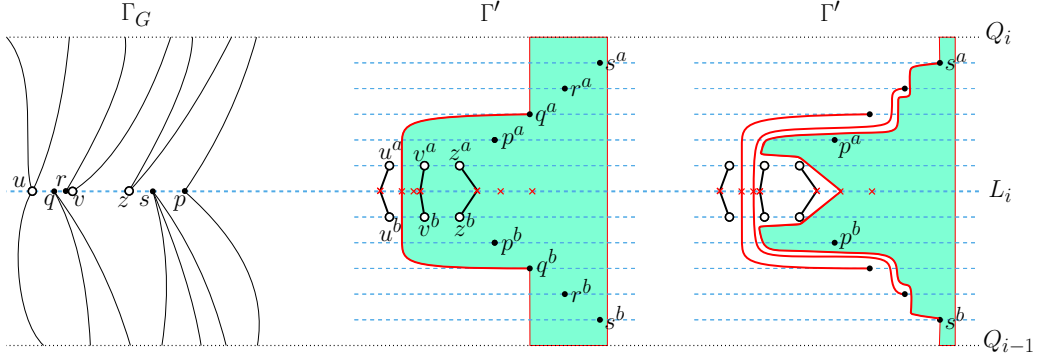


Fig. 9: Illustration for the proof of Claim 3. (left) A level planar drawing Γ_G of G focused on level i . (middle) and (right) Γ' after drawing the edges (q^b, q^a) and (s^b, s^a) , respectively. The corresponding regions R are colored.

Proof. First, we initialize $\Gamma' = \Gamma_H$. Then, for each $i = 1, \dots, k$ and for each vertex v in F_i , we draw the edge (v^b, v^a) as a y -monotone curve composed of the straight-line segments $v^b q(v)$ and $q(v) v^a$. We prove that Γ' is crossing-free. First, for any two vertices $u \in F_i$ and $v \in F_j$ with $i \neq j$, the edges (u^b, u^a) and (v^b, v^a) are vertically disjoint. Second, for any two vertices $u, v \in F_i$, the straight-line segments $u^b q(u)$ and $q(v) v^a$ are vertically disjoint, as well as the straight-line segments $v^b q(v)$ and $q(u) u^a$. Finally, the straight-line segments $u^b q(u)$ and $v^b q(v)$ do not cross since $q(u)$ and $q(v)$ have the same y -coordinate, since u^b and v^b have the same y -coordinate, and since the x -coordinate of $q(u)$ is smaller than the one of $q(v)$ if and only if the x -coordinate of u^b is smaller than the one of v^b ; similarly, the straight-line segments $u^a q(u)$ and $v^a q(v)$ do not cross.

In order to complete Γ' , it remains to draw each edge (v^b, v^a) , with $v \in V_i \setminus F_i$. To this aim, we process the vertices in $V_i \setminus F_i$ in the order they appear in T_i . When we process a vertex v , we draw the edge (v^b, v^a) as a y -monotone curve passing through $q(v)$, without introducing any crossings in Γ' ; this is done so to maintain the invariant that in Γ' there exists a region R that satisfies the following properties (refer to Fig. 9):

- (i) R is delimited from below and from above by Q_{i-1} and Q_i , respectively, and from the left and from the right by y -monotone curves λ_R and ρ_R that extend from Q_{i-1} to Q_i , respectively;

- (ii) for every unprocessed vertex u , the region R contains in its interior u^b , u^a , and $q(u)$; and
- (iii) the region R does not contain in its interior any part of an edge (u^b, u^a) , for any processed vertex $u \in V_i \setminus F_i$.

Let v be the currently processed vertex. The edge (v^b, v^a) is drawn as a y -monotone curve $\ell(v)$ lying inside R and composed of eight parts. The first part $\ell_1(v)$ of $\ell(v)$ starts from v^b and approaches λ_R by moving left while slightly and monotonically increasing in the y -coordinate. The second part $\ell_2(v)$ of $\ell(v)$ follows λ_R , slightly to the right of it, until reaching a point slightly lower than the line $y = 2i - 1 - \alpha$. The third part $\ell_3(v)$ of $\ell(v)$ approaches a point from which $q(v)$ is visible while slightly and monotonically increasing in the y -coordinate. The fourth part $\ell_4(v)$ of $\ell(v)$ is a straight-line segment reaching $q(v)$. The fifth part $\ell_5(v)$, the sixth part $\ell_6(v)$, the seventh part $\ell_7(v)$, and the eighth part $\ell_8(v)$ are symmetric to $\ell_4(v)$, $\ell_3(v)$, $\ell_2(v)$, and $\ell_1(v)$, respectively. Property (i) of R ensures that $\ell(v)$ can be drawn as a y -monotone curve. Properties (ii) and (iii) ensure that this can be done without introducing crossings in Γ' .

The new region R is delimited from the right by the same y -monotone curve ρ_R as the old region R ; the new y -monotone curve λ_R delimiting R from the left is composed of $\ell(v)$ and of the straight-line vertical segments connecting v^b and v^a with Q_{i-1} and Q_i , respectively. The new region R satisfies Properties (i)–(iii); in particular, for every unprocessed vertex u , the new region R contains in its interior u^b and u^a , provided that $\ell_2(v)$ and $\ell_7(v)$ are sufficiently close to the y -monotone curve λ_R delimiting the old region R , and contains in its interior $q(u)$, given that $q(v)$ is to the left of $q(u)$, by the definition of T_i . This concludes the proof of the claim. \square

For $i = 1, \dots, k-1$, denote by $t'_i(e)$ the intersection point of an edge e of G directed from a vertex of the level V_i to a vertex of the level V_{i+1} with the line $Q_i := y = 2i$ in Γ_G . For each $i = 1, \dots, k-1$, consider the left-to-right order $W_i = t'_i(e_1), t'_i(e_2), \dots$ of the intersection points of the edges directed from the vertices of the level V_i to the vertices of the level V_{i+1} with the line Q_i in Γ_G . The sequence W_i has the following properties:

- (1) For any vertex $v \in V_i$, the intersection points of the edges exiting v with the line Q_i are consecutive in W_i . This follows from the fact that Γ_G is a level planar drawing.
- (2) Let $e_{v,1}, e_{v,2}, \dots, e_{v,h}$ be the left-to-right order of the edges exiting v as they appear in the upward embedding of G ; then $t'_i(e_{v,1}), t'_i(e_{v,2}), \dots, t'_i(e_{v,h})$ appear in this left-to-right order in W_i . This is due to the fact that Γ_G respects the upward embedding of G .
- (3) For any two vertices $u, v \in V_i$ such that $u \prec_i v$, the intersection points of the edges exiting u precede the intersection points of the edges exiting v in W_i . This is due to the fact that Γ_G is a level planar drawing and that the left-to-right order of the vertices in V_i in Γ_G along L_i is a linear extension of \prec_i .

We obtain a drawing Γ_U of U from Γ' by drawing, for each edge $e = (u, v)$ of G where $u \in V_i$ and $v \in V_{i+1}$, the edge (u^a, v^b) of U as a y -monotone curve between u^a and v^b passing through $t'_i(e)$. As in the previous direction, such curves can be drawn so that no two of them intersect, except possibly at common endpoints, by processing the edges directed from the vertices in V_i to the vertices in V_{i+1} in the left-to-right order in which they cross Q_i (that is, according to the sequence W_i of their crossing points with such a line). We have that Γ_U is a drawing of U that extends Γ_H . Further, [Claim 3](#) and Properties (1) and (3) guarantee that Γ_U is upward planar. Finally, Property (2) guarantees that Γ_U respects the upward embedding of U . This concludes the proof of the theorem. \square

[Lemma 2](#), together with [Theorem 2](#), implies the following.

Corollary 2. *The UPE-FUE problem is NP-complete even if (i) the partial graph contains all the vertices and (ii) no two vertices share the same y -coordinate in the partial drawing.*

We conclude this section by proving that the UPE problem is solvable in almost-linear time for instances in which the partial graph contains all the vertices and no edges, and no two vertices share the same y -coordinate in the partial drawing.

Theorem 3. *The UPE problem can be decided in $O(n \log n)$ time for instances $\langle G, H, \Gamma_H \rangle$ such that G has n vertices, $H = (V(G), \emptyset)$, and no two vertices share the same y -coordinate in Γ_H .*

Proof. By applying reduction (ii) of [Lemma 4](#) to the instance $\langle G, H, \Gamma_H \rangle$ of the UPE problem, we obtain in $O(n \log n)$ time an equivalent instance (G, ℓ, ξ) of ORDERED LEVEL PLANARITY in which each level contains exactly one vertex. As observed by Klemz and Rote [26] such instances of ORDERED LEVEL PLANARITY are solvable in $O(n)$ time, as a consequence of the fact that the LEVEL PLANARITY problem can be solved in $O(n)$ time [21]. \square

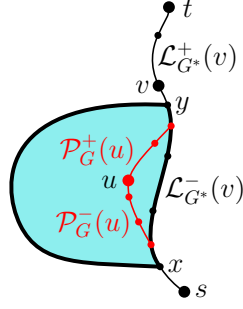


Fig. 10: Illustration for the proof that $u \in L_{G^*}(v)$ implies that $u \in L_G(v)$. The cycle \mathcal{C}_u is fat.

4 Upward Planar st -Graphs

In this section we study the UPE and UPE-FUE problems for upward planar st -graphs. The following lemma will be useful for our algorithms.

Lemma 5. *Let G be an n -vertex upward planar st -graph with a given upward embedding. There exists a data structure to test in $O(1)$ time, for any two vertices u and v of G , whether $v \in S_G(u)$, $v \in P_G(u)$, $v \in L_G(u)$, or $v \in R_G(u)$. Further, such a data structure can be constructed in $O(n)$ time.*

Proof. First, we construct the *transitive reduction* G^* of G , that is, the upward planar st -graph obtained from G by removing all its transitive edges. This can be done in $O(n)$ time by examining each face of G ; indeed, an edge (u, v) of an upward planar st -graph is transitive if and only if at least one of the two paths that connect u and v , that delimit the faces the edge (u, v) is incident to, and that are different from the edge (u, v) is monotone.

Next, we show that G^* can be used in place of G in order to answer the desired queries.

Claim 4 *For each vertex v of G (and of G^*), we have $S_{G^*}(v) = S_G(v)$, $P_{G^*}(v) = P_G(v)$, $L_{G^*}(v) = L_G(v)$, and $R_{G^*}(v) = R_G(v)$.*

Proof. If $u \in S_{G^*}(v)$, then $u \in S_G(v)$, as G^* is a subgraph of G . Conversely, if $u \in S_G(v)$, then consider the longest monotone path from v to u in G ; such a path also belongs to G^* , hence $u \in S_{G^*}(v)$. This proves that $S_{G^*}(v) = S_G(v)$; the proof that $P_{G^*}(v) = P_G(v)$ is analogous.

Assume that $u \in L_G(v)$; hence, u lies to the left of the monotone path composed of $\mathcal{L}_G^-(v)$ and $\mathcal{L}_G^+(v)$. Since $\mathcal{L}_G^-(v)$ is the leftmost incoming path of v in G , all the monotone paths that replace transitive edges of $\mathcal{L}_G^-(v)$ in order to define $\mathcal{L}_{G^*}^-(v)$ lie to the right of the monotone path composed of $\mathcal{L}_G^-(v)$ and $\mathcal{L}_G^+(v)$ in G . Analogous arguments apply to $\mathcal{L}_G^+(v)$. Thus, u lies to the left of the monotone path composed of $\mathcal{L}_{G^*}^-(v)$ and $\mathcal{L}_{G^*}^+(v)$, hence $u \in L_{G^*}(v)$.

Conversely, assume that $u \in L_{G^*}(v)$ and suppose, for a contradiction, that $u \notin L_G(v)$, as in Fig. 10. It follows that there is a transitive edge (x, y) of G such that: (i) x and y both belong to $\mathcal{L}_{G^*}^-(v)$ or both belong to $\mathcal{L}_{G^*}^+(v)$ – assume the former, as the latter case can be treated analogously; (ii) the edge (x, y) lies to the left of the monotone path composed of $\mathcal{L}_{G^*}^-(v)$ and $\mathcal{L}_{G^*}^+(v)$ in G ; and (iii) u lies inside the (undirected) cycle \mathcal{C}_u of G delimited by the edge (x, y) and by the monotone path between x and y in $\mathcal{L}_{G^*}^-(v)$. Consider any longest incoming path $\mathcal{P}_G^-(u)$ of u in G and any longest outgoing path $\mathcal{P}_G^+(u)$ of u in G . Since these are longest paths, they also belong to G^* . Further, since they are incident to s and t , respectively, they share vertices with \mathcal{C}_u . In particular, the subpaths of $\mathcal{P}_G^-(u)$ and $\mathcal{P}_G^+(u)$ that are incident to u and whose edges are inside \mathcal{C}_u determine a monotone path between two vertices of $\mathcal{L}_{G^*}^-(v)$ that is to the left of the monotone path composed of $\mathcal{L}_{G^*}^-(v)$ and $\mathcal{L}_{G^*}^+(v)$. This contradicts the fact that $\mathcal{L}_{G^*}^-(v)$ is the leftmost incoming path of v in G^* and hence proves that $u \in L_G(v)$. It follows that $L_{G^*}(v) = L_G(v)$.

The proof that $R_{G^*}(v) = R_G(v)$ is symmetric. \square

We now compute a dominance drawing Γ^* of G^* . A *dominance drawing* of a directed graph is a straight-line drawing such that there is a monotone path from a vertex u to a vertex v if and only if $x(u) \leq x(v)$ and $y(u) \leq y(v)$. Di Battista et al. [17] presented an $O(n)$ -time algorithm to construct a planar dominance drawing of an n -vertex upward planar st -graph without transitive edges. The dominance

drawings constructed by the cited algorithm satisfy the following properties: (i) $x(v) < x(u)$ if and only if $v \in P_G(u) \cup L_G(u)$; and (ii) $y(v) < y(u)$ if and only if $v \in P_G(u) \cup R_G(u)$.

We use the algorithm by Di Battista et al. [17] in order to construct Γ^* . Then, in order to query whether $v \in P_G(u)$, it suffices to check whether $x(v) < x(u)$ and $y(v) < y(u)$ in Γ^* . The other queries can be similarly answered in $O(1)$ time. \square

We now characterize the positive instances of the UPE-FUE problem.

Lemma 6. *An instance $\langle G, H, \Gamma_H \rangle$ of the UPE-FUE problem such that G is an upward planar st -graph with a given upward embedding and such that H contains no edges is a positive instance if and only if:*

Condition 1: *For each vertex v of H , all its successors (predecessors) in G that belong to H have a y -coordinate in Γ_H that is larger (smaller) than $y(v)$; and*

Condition 2: *For each vertex v of H , all the vertices of H whose y -coordinate is the same as $y(v)$ and whose x -coordinate is larger (smaller) than $x(v)$ in Γ_H are to the right (to the left) of v in G .*

Proof. Concerning the necessity of Condition 1, assume that two vertices u and v exist in H such that G contains a monotone path P from u to v and such that the $y(u) \geq y(v)$ in Γ_H . Then P cannot be upward in any drawing of G extending Γ_H . Concerning the necessity of Condition 2, assume, for a contradiction, that two vertices u and v of H exist such that: (i) $y(u) = y(v)$ and $x(u) < x(v)$ in Γ_H ; and (ii) $u \notin L_G(v)$. If $u \in S_G(v)$, then a monotone path from v to u cannot be upward in any drawing of G extending Γ_H . Analogously, $u \notin P_G(v)$. Finally, if $u \in R_G(v)$, then consider any vertex $w \in S_G(u) \cap S_G(v)$ such that there are two edge-disjoint monotone paths Q_{uw} and Q_{vw} from u to w and from v to w , respectively. Such paths can be found by considering any two monotone paths from u to t and from v to t , and by truncating these paths at their first common vertex; since $u \notin S_G(v)$ and $u \notin P_G(v)$, we have $w \neq u, v$. Since $u \in R_G(v)$, the left-to-right order of the edges entering w in G is: The edge of Q_{vw} first and the edge of Q_{uw} second. However, since $y(u) = y(v)$ and $x(u) < x(v)$, the left-to-right order of the edges entering w in any upward planar drawing of G extending Γ_H is: The edge of Q_{uw} first and the edge of Q_{vw} second. This contradiction proves the necessity of Condition 2.

To prove the sufficiency we construct an upward planar drawing Γ_G of G that extends Γ_H .

We first augment Γ_H by drawing every vertex $v \in V(G) \setminus V(H)$, so that Conditions 1 and 2 are still satisfied after the augmentation. This is done by assigning to v any x -coordinate $x(v)$ and a y -coordinate $y(v)$ such that: (i) $y(v) \neq y(u)$, for any vertex $u \in V(G)$ with $v \neq u$; (ii) $y(v) > y(u)$, for any $u \in P_G(v)$; and (iii) $y(v) < y(w)$, for any $w \in S_G(v)$. We show how to construct such an assignment.

We consider the vertices in $V(G) \setminus V(H)$ one at a time. When a vertex v is considered, some of its successors in G might be already drawn in Γ_H ; denote by $S'_G(v)$ the set of such vertices. Analogously, let $P'_G(v)$ be the set of the predecessors of v that are already drawn in Γ_H . Each vertex w in $S'_G(v)$ has a y -coordinate in Γ_H that is larger than the y -coordinate of any vertex u in $P'_G(v)$; namely, since w is a successor of v and since u is a predecessor of v , it follows that w is a successor of u and then Condition 1 ensures that $y(u) < y(w)$ in Γ_H . We place v at any point that is higher than all the vertices in $P'_G(v)$, that is lower than all the vertices in $S'_G(v)$, and whose y -coordinate is different from all the other vertices of H . Clearly, Conditions 1 and 2 are still satisfied by the new instance. After repeating this augmentation for all the vertices in $V(G) \setminus V(H)$, we eventually get that $V(H) = V(G)$ and the instance $\langle G, H, \Gamma_H \rangle$ still satisfies Conditions 1 and 2.

Now set $\Gamma_G = \Gamma_H$. We are going to draw the edges of G in Γ_G ; we start with the edges of the leftmost path $\mathcal{L}_G^+(s)$ of G (see Fig. 11a). We draw each edge (u, v) of $\mathcal{L}_G^+(s)$ as follows. If there is no vertex w such that $y(u) < y(w) < y(v)$, then we draw (u, v) as a straight-line segment. Otherwise, we draw (u, v) as a polygonal line composed of three straight-line segments: The first one connects u with a point p_u whose y -coordinate is slightly larger than $y(u)$ and whose x -coordinate is smaller than the one of every vertex of G in Γ_G ; the second one is a vertical straight-line segment connecting p_u with a point p_v whose y -coordinate is slightly smaller than $y(v)$; the third one connects p_v with v . By construction all the vertices of G not in $\mathcal{L}_G^+(s)$ are to the right of $\mathcal{L}_G^+(s)$ in Γ_G .

Now the algorithm proceeds in steps. After each step we maintain the invariants that: (i) the subgraph of G currently drawn consists of an upward planar st -graph G' plus a set of isolated vertices; (ii) the current drawing of G' in Γ_G is upward planar; and (iii) the rightmost path of G' is represented by a y -monotone curve γ_r such that all the isolated vertices lie to the right of γ_r in Γ_G , when traversing γ_r from s to t .

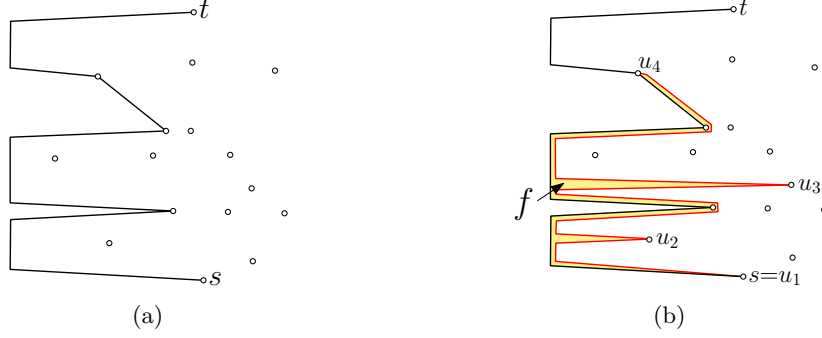


Fig. 11: (a) Drawing the leftmost path $\mathcal{L}_G^+(s)$ of G . (b) Drawing the right boundary (u_1, \dots, u_l) of a face f .

The invariants are initially satisfied with $G' = \mathcal{L}_G^+(s)$ and with the drawing Γ_G constructed as above. In each step we consider a face f of G whose left boundary belongs to G' and whose right boundary consists of edges not in G' . In order to draw the right boundary (u_1, \dots, u_l) of f , we draw each edge (u_i, u_{i+1}) independently (see Fig. 11b). We draw (u_i, u_{i+1}) as a polygonal line composed of three parts. The first part is a straight-line segment connecting u_i with a point p_{u_i} whose y -coordinate is slightly larger than $y(u_i)$ and whose x -coordinate is slightly larger than the x -coordinate of the point of the left boundary of f with the same y -coordinate. The second part is a polygonal line arbitrarily close to the left boundary of f , connecting p_{u_i} with a point $p_{u_{i+1}}$ whose y -coordinate is slightly smaller than $y(u_{i+1})$. The third part is a straight-line segment connecting $p_{u_{i+1}}$ with u_{i+1} . Invariant (i) is maintained by the choice of the face f . Invariant (ii) is maintained since, for each $i = 1, \dots, l-1$, we have $y(u_i) < y(u_{i+1})$ in Γ_G , by Condition 1, and since the drawing of (u_i, u_{i+1}) is upward and does not cross any previously drawn edge, by construction. Invariant (iii) is maintained since each edge (u_i, u_{i+1}) is arbitrarily close to the drawing of the rightmost path of G' , except in the interior of arbitrarily narrow horizontal strips enclosing u_i and u_{i+1} ; further, (u_i, u_{i+1}) does not keep any isolated vertex to its left inside such strips by Condition 2.

By invariant (ii), Γ_G respects the upward embedding of G . Further, by construction, the vertices of H have the same coordinates in Γ_G as in Γ_H , hence Γ_G extends Γ_H . \square

We can now prove the following algorithmic theorem.

Theorem 4. *The UPE-FUE problem can be solved in $O(n \log n)$ time for instances $\langle G, H, \Gamma_H \rangle$ with size $n = |\langle G, H, \Gamma_H \rangle|$ such that G is an upward planar st -graph with a given upward embedding.*

Proof. If H contains edges, then Lemma 1 can be applied in $O(n \log n)$ time in order to transform $\langle G, H, \Gamma_H \rangle$ into an equivalent instance, which we again denote by $\langle G, H, \Gamma_H \rangle$, such that $|\langle G, H, \Gamma_H \rangle| \in O(n)$, such that H contains no edges, and such that G is still an upward planar st -graph. We show an $O(n \log n)$ -time algorithm to test whether Conditions 1 and 2 of Lemma 6 are satisfied by $\langle G, H, \Gamma_H \rangle$.

In order to test Condition 1, we proceed as follows. We construct an auxiliary graph \mathcal{A} , which we initialize to G . We order in $O(h \log h) \in O(n \log n)$ time the vertices in H according to their y -coordinates in Γ_H , where $h = |V(H)|$. Let v_1, v_2, \dots, v_h be such an ordering. For every two maximal sets $\{v_i, v_{i+1}, \dots, v_j\}$ and $\{v_{j+1}, v_{j+2}, \dots, v_k\}$ of vertices of H such that $y(v_i) = \dots = y(v_j)$, such that $y(v_{j+1}) = \dots = y(v_k)$, and such that $y(v_j) < y(v_{j+1})$, we add to \mathcal{A} a vertex $x_{i,k}$, directed edges $(v_l, x_{i,k})$, for $l = i, \dots, j$, and directed edges $(x_{i,k}, v_l)$, for $l = j+1, \dots, k$. The graph \mathcal{A} can be constructed in $O(n + h \log h) \in O(n \log n)$ time and has $O(n)$ vertices and edges.

Claim 5 $\langle G, H, \Gamma_H \rangle$ satisfies Condition 1 if and only if \mathcal{A} is acyclic.

Proof. For the necessity, suppose that Condition 1 holds true; we show that \mathcal{A} is acyclic. For a contradiction, suppose that a simple directed cycle \mathcal{C} exists in \mathcal{A} ; then \mathcal{C} can be partitioned into monotone paths P_1, \dots, P_{2k} where all the edges of P_i belong to G if i is even and all the edges of P_i do not belong to G if i is odd. Note that, for $i = 1, \dots, 2k$, the vertex u_i shared by two consecutive paths P_i and P_{i+1} belongs to H , where $P_{2k+1} = P_1$. Condition 1 implies that $y(u_i) < y(u_{i+1})$ for $i = 2, 4, \dots, 2k$, where

$u_{2k+1} = u_1$. The construction of \mathcal{A} implies $y(u_i) < y(u_{i+1})$ for $i = 1, 3, \dots, 2k - 1$. However, this implies that $y(u_1) < y(u_1)$, a contradiction.

For the sufficiency, suppose that \mathcal{A} is acyclic; we show that Condition 1 holds true. For a contradiction, suppose that two vertices $u, v \in V(H)$ exist such that $v \in S_G(u)$ and such that $y(u) > y(v)$ in Γ_H . We have that \mathcal{A} contains a monotone path directed from u to v as \mathcal{A} contains all the edges of G , and a monotone path directed from v to u composed of edges not in G , hence it contains a directed cycle, a contradiction. \square

Since \mathcal{A} has $O(n)$ vertices and edges, it can be tested in $O(n)$ time whether it is acyclic. By Claim 5 it follows that we can test Condition 1 in $O(n \log n)$ time.

In order to test Condition 2, we proceed as follows. We sort each maximal set of vertices $\{v_i, \dots, v_j\}$ in H with the same y -coordinate according to their x -coordinates. For all the vertices of H , this can be done in $O(h \log h) \in O(n \log n)$ time. Hence, we assume that $x(v_l) < x(v_{l+1})$, for $l = i, \dots, j - 1$; then we test whether $v_l \in L_G(v_{l+1})$, for $l = i, \dots, j - 1$. By Lemma 5, this can be done in $O(1)$ -time per query, after an $O(n)$ -time preprocessing. Therefore, the total time to test Condition 2 is also $O(n \log n)$. \square

Next, we deal with the UPE problem. An instance $\langle G, H, \Gamma_H \rangle$ of the UPE problem such that G is an upward planar st -graph can be transformed into an equivalent instance of the PLP problem. This is due to the fact that Condition 1 of Lemma 6 does not depend on the upward embedding of G and that we can assume:

1. the edges set of H to be empty, by Lemma 1; and
2. the partial drawing to contain all the vertices of G , by drawing each vertex in $V(G) \setminus V(H)$ as in the proof of Lemma 6, without violating neither Condition 1 nor Condition 2 of the lemma.

Hence, the UPE problem for upward planar st -graphs can be solved in quadratic time, due to the results of Brückner and Rutter about the PLP problem for single-source graphs [9]. However, in the following theorem we show how to reduce the time bound to almost linear.

Theorem 5. *The UPE problem can be solved in $O(n \log n)$ time for instances $\langle G, H, \Gamma_H \rangle$ with size $n = |\langle G, H, \Gamma_H \rangle|$ such that G is an upward planar st -graph.*

Proof. We are going to test whether an upward embedding of G exists that satisfies the conditions in Lemma 6. Actually, Condition 1 does not depend on the upward embedding of G , hence it can be tested in $O(n \log n)$ time as described in the proof of Theorem 4 before any upward embedding of G is considered. If the test succeeds, we apply Lemma 1 in $O(n \log n)$ time to modify $\langle G, H, \Gamma_H \rangle$ so that H contains no edges while G remains an upward planar st -graph, and proceed as described in the following, otherwise we conclude that the instance is negative.

In order to test whether G admits an upward embedding satisfying Condition 2 of Lemma 6 we proceed as follows. First, we add the edge (s, t) to G , if G does not contain such an edge. Second, we compute in $O(n)$ time the SPQR-tree \mathcal{T} of G . Third, we compute in $O(n \log n)$ time the order v_1, v_2, \dots, v_h of the vertices in H by increasing y -coordinates and, secondarily, by increasing x -coordinates in Γ_H .

We now aim to decide a left-to-right order of the virtual edges of the skeleton of each P-node of \mathcal{T} and a flip for the triconnected skeleton of each R-node of \mathcal{T} so that Condition 2 is satisfied. We outline the approach for such decisions. Consider two vertices $u = v_i$ and $v = v_{i+1}$ sharing their y -coordinate. Note that $x(u) < x(v)$ in Γ_H . Then u has to belong to $L_G(v)$ in the upward embedding of G we look for. This imposes a constraint on $sk(\nu)$ for a node ν of \mathcal{T} such that u and v are in the pertinent graphs of two different virtual edges e_u and e_v of $sk(\nu)$. Namely, if ν is a P-node, then e_u has to precede e_v in the left-to-right order of the virtual edges of $sk(\nu)$. Further, if ν is an R-node, then e_u has to be to the left of e_v in the chosen embedding of $sk(\nu)$. To impose these constraints, we employ several algorithmic tools; e.g., we compute in $O(1)$ time the proper allocation nodes μ_u and μ_v of u and v in \mathcal{T} , and the lowest common ancestor ν of μ_u and μ_v in \mathcal{T} . This approach is detailed as follows.

We compute the following data structures.

1. We equip each P-node ν of \mathcal{T} with an auxiliary directed graph LR_ν containing a vertex for each virtual edge of $sk(\nu)$, except for the one corresponding to the parent of ν in \mathcal{T} . The edge set of LR_ν is initially empty.

2. The skeleton of each R-node ν of \mathcal{T} is triconnected, hence it admits two upward embeddings, which can be obtained from each other via a flip. We arbitrarily choose one of these upward embeddings. We equip $sk(\nu)$ with a data structure that, given a pair (x, y) where x and y are vertices or edges of $sk(\nu)$, determines in $O(1)$ time whether $x \in L_{sk(\nu)}(y)$, $x \in R_{sk(\nu)}(y)$, or none of the previous, in the chosen upward embedding of $sk(\nu)$. Such a data structure can be constructed in $O(|sk(\nu)|)$ time, as in Lemma 5, by inserting a dummy vertex on each virtual edge in order to handle the fact that queries might involve vertices but also virtual edges of $sk(\nu)$. Further, we equip $sk(\nu)$ with two boolean variables $preserve(\nu)$ and $flip(\nu)$ that we both initially set to **false**.

We execute the following algorithm.

1. We consider each pair $u = v_i, v = v_{i+1}$ of vertices with the same y -coordinate that are consecutive in the computed order. Note that $x(u) < x(v)$ in Γ_H . We perform the following operations, which ensure that $u \in L_G(v)$ in the upward embedding of G constructed by the algorithm, if any.
 - (a) We compute in $O(1)$ time the proper allocation nodes μ_u and μ_v of u and v in \mathcal{T} , respectively.
 - (b) We compute in $O(1)$ time the lowest common ancestor ν of μ_u and μ_v in \mathcal{T} . Let x_u and x_v be the representatives of u and v in $sk(\nu)$, respectively.
 - (c) We perform different operations depending on the type of ν .
 - i. If $u = s, u = t, v = s, \text{ or } v = t$, then we reject the instance.
 - ii. If ν is an S-node, then we reject the instance.
 - iii. If ν is a P-node, then we add in $O(1)$ time a directed edge in LR_ν from the vertex corresponding to x_u to the vertex corresponding to x_v .
 - iv. If ν is an R-node, then we query in $O(1)$ time the data structure $sk(\nu)$ has been equipped with. If $x_u \in L_{sk(\nu)}(x_v)$, then we set $preserve(\nu) = \text{true}$. If $x_u \in R_{sk(\nu)}(x_v)$, then we set $flip(\nu) = \text{true}$. If $x_u \notin L_{sk(\nu)}(x_v)$ and $x_u \notin R_{sk(\nu)}(x_v)$, then we reject the instance.
2. For each P-node ν of \mathcal{T} , we test whether LR_ν contains a directed cycle. In case of a positive answer, we reject the instance.
3. For each R-node ν of \mathcal{T} , we test in $O(1)$ time whether $preserve(\nu) = \text{true}$ and $flip(\nu) = \text{true}$. In case of a positive answer, we reject the instance.
4. We accept the instance.

We analyze the running time of the algorithm. Step 1 takes $O(1)$ time for each pair $[v_i, v_{i+1}]$, hence $O(h) \in O(n)$ time in total. Step 2 takes, for each node ν , time proportional to the number of the edges that are inserted in LR_ν . Over all the P-nodes ν of \mathcal{T} , at most $h - 1$ edges are inserted in the auxiliary graphs LR_ν , namely at most one for each pair $[v_i, v_{i+1}]$. Thus the overall time complexity of Step 2 is $O(h) \in O(n)$. Step 3 takes $O(1)$ time for each R-node, hence $O(n)$ time in total. Finally, Step 4 takes $O(n)$ time. Hence, the total running time is dominated by the sorting of the vertices in H and the algorithm runs in $O(n \log n)$ time.

Finally, we argue about the correctness of the algorithm.

Consider step 1.(c)i. If u or v coincides with s or t , then Condition 2 is not satisfied by any upward embedding of G , as s and t do not have any vertices to their left or to their right in any upward embedding.

Consider step 1.(c)ii. If ν is an S-node, then four cases are possible. If $\nu \neq \mu_u$ and $\nu \neq \mu_v$, as in Fig. 12a, then x_u and x_v are two distinct virtual edges of $sk(\nu)$. Further, if $\nu = \mu_u$ and $\nu \neq \mu_v$, as in Fig. 12b (the case in which $\nu \neq \mu_u$ and $\nu = \mu_v$ is symmetric), then x_u is a vertex of $sk(\nu)$ and x_v is a virtual edge of $sk(\nu)$. Finally, if $\nu = \mu_u$ and $\nu = \mu_v$, as in Fig. 12c, then x_u and x_v are distinct vertices of $sk(\nu)$. In all cases, we have that either $u \in S_G(v)$ or $u \in P_G(v)$, hence Condition 2 is not satisfied in any upward embedding of G .

Consider step 1.(c)iii. If ν is a P-node, then x_u and x_v are two virtual edges of $sk(\nu)$. In fact if, say, u were a vertex of $sk(\nu)$, then it would also be a vertex of the skeleton of the parent of ν in \mathcal{T} ; hence, its proper allocation node would be a proper ancestor of ν , thus contradicting the fact that ν is the lowest common ancestor of the proper allocation nodes of u and v in \mathcal{T} . The insertion of the directed edge in LR_ν from the vertex corresponding to x_u to the vertex corresponding to x_v enforces $u \in L_G(v)$ in the upward embedding of G that is constructed by the algorithm, if any.

Consider step 1.(c)iv. If ν is an R-node, then four cases are possible, as for an S-node. In all of them we check whether the arbitrarily chosen upward embedding of $sk(\nu)$ ensures that $u \in L_G(v)$ (then setting $preserve(\nu) = \text{true}$ ensures that such an embedding of $sk(\nu)$ is the one in the upward embedding of G that is constructed by the algorithm, if any), whether flipping the arbitrarily chosen upward embedding

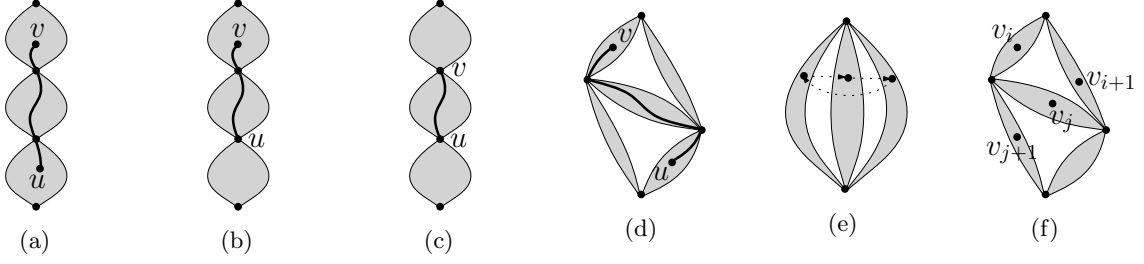


Fig. 12: The cases in which the algorithm rejects an instance. Gray-filled regions represent pertinent graphs of the virtual edges of the skeleton of the node under investigation. The virtual edge representing the parent of the considered node is not shown. (a)–(c) The node ν is an S-node. (d) The node ν is an R-node, $u \notin L_G(\nu)$, and $u \notin R_G(\nu)$. (e) For some P-node ν of \mathcal{T} there is a directed cycle in LR_ν . (f) For some R-node ν of \mathcal{T} , we have $\text{preserve}(\nu) = \text{true}$ and $\text{flip}(\nu) = \text{true}$.

of $sk(\nu)$ ensures that $u \in L_G(\nu)$ (then setting $\text{flip}(\nu) = \text{true}$ ensures that such an embedding of $sk(\nu)$ is flipped in the upward embedding of G that is constructed by the algorithm, if any), or whether $u \in L_G(\nu)$ is not obtained by any choice of the embedding of $sk(\nu)$, since $u \in S_G(\nu)$ or $u \in P_G(\nu)$; see Fig. 12d.

Consider step 2. If a directed cycle is detected in LR_ν , for some P-node ν , then the left-to-right order of the pertinent graphs of the virtual edges of $sk(\nu)$ in any upward embedding of G does not satisfy all the constraints stemming from the left-to-right order of the vertices of H sharing the same y -coordinate in Γ_H ; see Fig. 12e.

Consider step 3. If there is an R-node ν with $\text{preserve}(\nu) = \text{true}$ and $\text{flip}(\nu) = \text{true}$, then no flip of $sk(\nu)$ allows us to construct an upward embedding of G satisfying Condition 2. For example, in Fig. 12f the pair $[v_i, v_{i+1}]$ forces the upward embedding of $sk(\nu)$ to be the one shown in the illustration, given that $v_{i+1} \in R_G(v_i)$ in such an embedding; however the pair $[v_j, v_{j+1}]$ forces the upward embedding of $sk(\nu)$ not to be the one shown in the illustration, given that $v_{j+1} \in L_G(v_j)$.

Finally, consider step 4. In order to prove its correctness, we construct an upward embedding of G satisfying Condition 2; this is done as follows. For each R-node ν of \mathcal{T} , if $\text{flip}(\nu) = \text{true}$, then we flip the arbitrarily chosen upward embedding of $sk(\nu)$, otherwise we keep it as it is. For each P-node ν in \mathcal{T} , we select a total order for the virtual edges of $sk(\nu)$ corresponding to children of ν in \mathcal{T} that extends the partial order given by LR_ν . Finally, if (s, t) was not originally in G , then we remove it. This leads to an upward embedding satisfying Condition 2 of Lemma 6. \square

5 Directed Paths and Cycles

In this section we study the upward planarity extension problem for instances $\langle G, H, \Gamma_H \rangle$ such that G is a directed path or cycle. Determining the time complexity of the UPE and UPE-FUE problems for such instances, despite the simplicity of their structure, has proved to be very challenging. However, in the following we exhibit polynomial-time decision algorithms for the cases in which H does not contain edges and no two vertices share the same y -coordinate in Γ_H . We start with the UPE-FUE problem for directed paths.

Theorem 6. *The UPE-FUE problem can be solved in $O(n^4)$ time for instances $\langle G, H, \Gamma_H \rangle$ such that G is an n -vertex directed path with a given upward embedding, H contains no edges, and no two vertices share the same y -coordinate in Γ_H .*

Proof. Let $G = (u_1, \dots, u_n)$. We show a decision algorithm for the UPE-FUE problem employing dynamic programming. The idea is to decide whether $\langle G, H, \Gamma_H \rangle$ is a positive instance of the UPE-FUE problem based on whether the subpaths of G admit upward planar extensions with given upward embedding.

In particular, we fill a table with entries $t(u_i, u_j, u_m, u_M)$, for all the indices $i, j, m, M \in \{1, \dots, n\}$ such that $i \leq m \leq j$ and $i \leq M \leq j$, with $i \neq j$ and $m \neq M$. Consider the subpath $G_{i,j} = (u_i, \dots, u_j)$ of G . Let $\Gamma_{H,i,j}$ be the restriction of Γ_H to the vertices that belong to $G_{i,j}$. The entry $t(u_i, u_j, u_m, u_M)$ has value TRUE if there is an upward planar drawing $\Gamma_{G,i,j}$ of $G_{i,j}$ that extends $\Gamma_{H,i,j}$ and such that

u_m and u_M are the vertices with the smallest and largest y -coordinate in $\Gamma_{G,i,j}$, respectively; the entry $t(u_i, u_j, u_m, u_M)$ has value FALSE otherwise.

We start by computing the entries $t(u_i, u_j, u_m, u_M)$ such that $G_{i,j}$ is a monotone path; these include the entries $t(u_i, u_{i+1}, u_m, u_M)$. Assume that the edge (u_i, u_{i+1}) of G is outgoing u_i , the other case is symmetric. Then $t(u_i, u_j, u_m, u_M) = \text{TRUE}$ if and only if the following conditions are satisfied: (1) $m = i$; (2) $M = j$; and (3) for any two indices i' and j' such that $i \leq i' < j' \leq j$ and such that $u_{i'}, u_{j'} \in V(H_{i,j})$, we have $y(u_{i'}) < y(u_{j'})$ in $\Gamma_{H,i,j}$.

Assume now that $G_{i,j}$ is not a monotone path and that the values of all the entries $t(u_i, u_j, u_m, u_M)$ such that $1 \leq j - i \leq x$ have been computed, for some $x \in \{1, 2, \dots\}$. After the computation of the entries $t(u_i, u_j, u_m, u_M)$ such that $G_{i,j}$ is a monotone path, this is indeed the case with $x = 1$. We compute the values of the entries $t(u_i, u_j, u_m, u_M)$ such that $j - i = x + 1$. We distinguish three cases, based on how many of the equalities $i = m$, $i = M$, $j = m$, and $j = M$ are satisfied, that is, based on how many vertices among u_m and u_M are end-vertices of $G_{i,j}$. Refer to Fig. 13.

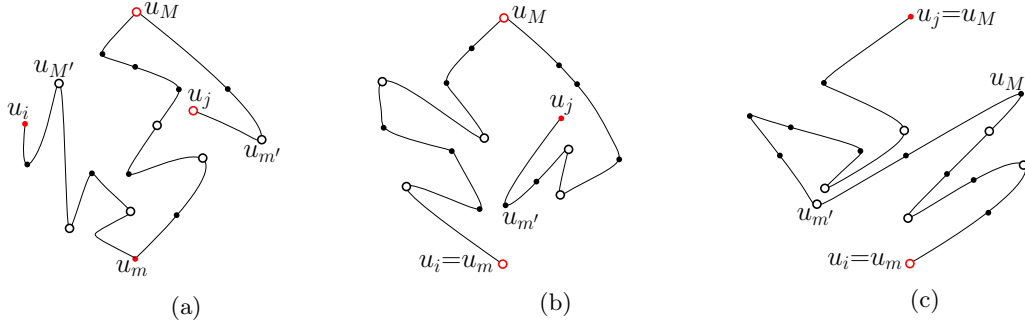


Fig. 13: Three cases that might occur in an upward planar drawing of a path $G_{i,j}$. (a) The vertices u_m and u_M with the smallest and largest y -coordinate are not end-vertices of $G_{i,j}$; (b) one of u_m and u_M is an end-vertex of $G_{i,j}$, while the other one is not; and (c) u_m and u_M are both end-vertices of $G_{i,j}$.

Suppose first that neither u_m nor u_M is an end-vertex of $G_{i,j}$. Recall that $m \neq M$; in fact, assume that $m < M$, the case in which $m > M$ can be treated symmetrically. We have the following.

Claim 6 $t(u_i, u_j, u_m, u_M) = \text{TRUE}$ if and only if there exist indices $M' \in \{i, \dots, m-1\}$ and $m' \in \{M+1, \dots, j\}$ such that the following conditions hold true:

- (1) $t(u_i, u_m, u_m, u_{M'}) = \text{TRUE}$;
- (2) $t(u_m, u_M, u_m, u_M) = \text{TRUE}$;
- (3) $t(u_M, u_j, u_{m'}, u_M) = \text{TRUE}$;
- (4) either u_m does not belong to H or u_m has the smallest y -coordinate among the vertices in $\Gamma_{H,i,j}$; and
- (5) either u_M does not belong to H or u_M has the largest y -coordinate among the vertices in $\Gamma_{H,i,j}$.

Proof. We first prove the necessity. Suppose that $t(u_i, u_j, u_m, u_M) = \text{TRUE}$, hence an upward planar drawing $\Gamma_{G,i,j}$ of $G_{i,j}$ exists that extends $\Gamma_{H,i,j}$ and in which u_m and u_M are the vertices with the smallest and largest y -coordinate, respectively. Restricting $\Gamma_{G,i,j}$ to the vertices and edges of $G_{m,M}$ yields an upward planar drawing $\Gamma_{G,m,M}$ of $G_{m,M}$ that extends $\Gamma_{H,m,M}$ and in which u_m and u_M are the vertices with the smallest and largest y -coordinate, respectively, which proves Condition (2). Let $u_{M'}$ be the vertex of $G_{i,m}$ with the largest y -coordinate in $\Gamma_{G,i,j}$. Then restricting $\Gamma_{G,i,j}$ to the vertices and edges of $G_{i,m}$ yields an upward planar drawing $\Gamma_{G,i,m}$ of $G_{i,m}$ that extends $\Gamma_{H,i,m}$ and in which u_m and $u_{M'}$ are the vertices with the smallest and largest y -coordinate, respectively, which proves Condition (1). The proof of Condition (3) is analogous. By assumption u_m is the vertex with the smallest y -coordinate in $\Gamma_{G,i,j}$, hence Condition (4) follows, given that $\Gamma_{G,i,j}$ extends $\Gamma_{H,i,j}$. Condition (5) is proved analogously.

The proof of the sufficiency is more involved. By Conditions (1)–(3) there exist upward planar drawings $\Gamma_{G,i,m}$, $\Gamma_{G,m,M}$, and $\Gamma_{G,M,j}$ of $G_{i,m}$, $G_{m,M}$, and $G_{M,j}$ extending $\Gamma_{H,i,m}$, $\Gamma_{H,m,M}$, and $\Gamma_{H,M,j}$ in which the vertices with the smallest and largest y -coordinate are u_m and $u_{M'}$, u_m and u_M , and $u_{m'}$ and u_M , respectively, for some $M' \in \{i, \dots, m-1\}$ and $m' \in \{M+1, \dots, j\}$. We are going to glue together these

drawings in order to construct an upward planar drawing $\Gamma_{G,i,j}$ of $G_{i,j}$ that extends $\Gamma_{H,i,j}$ and in which u_m and u_M are the vertices with the smallest and largest y -coordinate, respectively. However, before doing so, we need to perform some modifications on $\Gamma_{G,i,m}$, $\Gamma_{G,m,M}$, and $\Gamma_{G,M,j}$, while not altering the positions of the vertices of $H_{i,m}$, $H_{m,M}$, and $H_{M,j}$, respectively.

The first set of modifications aim to establish that:

- (i) u_m is at the same point in $\Gamma_{G,i,m}$ and in $\Gamma_{G,m,M}$, and it has the smallest y -coordinate among all the vertices in $\Gamma_{G,i,m}$, $\Gamma_{G,m,M}$, and $\Gamma_{G,M,j}$; and
- (ii) u_M is at the same point in $\Gamma_{G,m,M}$ and in $\Gamma_{G,M,j}$, and it has the largest y -coordinate among all the vertices in $\Gamma_{G,i,m}$, $\Gamma_{G,m,M}$, and $\Gamma_{G,M,j}$.

Note that u_m is the vertex with the smallest y -coordinate in both $\Gamma_{G,i,m}$ and $\Gamma_{G,m,M}$, however there might be a vertex in $\Gamma_{G,M,j}$ whose y -coordinate is smaller than or equal to $y(u_m)$. A similar problem might occur for u_M .

- If $u_m \notin V(H)$, then let y^* be the smallest y -coordinate of any vertex in $\Gamma_{G,i,m}$, $\Gamma_{G,m,M}$, or $\Gamma_{G,M,j}$. Let $p \equiv (x, y)$, where x and y are real numbers such that $y < y^*$. Let $\epsilon > 0$ be smaller than the vertical distance between any two vertices in $\Gamma_{G,i,m}$, $\Gamma_{G,m,M}$, and $\Gamma_{G,M,j}$. We modify $\Gamma_{G,i,m}$ as follows. We delete the part of $\Gamma_{G,i,m}$ inside a disk with radius ϵ centered at u_m . Since $\Gamma_{G,i,m}$ is an upward drawing, since u_m is the vertex with the smallest y -coordinate in $\Gamma_{G,i,m}$, and by the choice of ϵ , only u_m and part of the edge (u_m, u_{m-1}) is deleted from $\Gamma_{G,i,m}$. We place u_m at p . We extend the part of the edge (u_m, u_{m-1}) still in $\Gamma_{G,i,m}$ downwards, until it reaches a y -coordinate smaller than y^* and larger than y , and then we connect it to u_m . We perform an analogous modification of $\Gamma_{G,m,M}$.

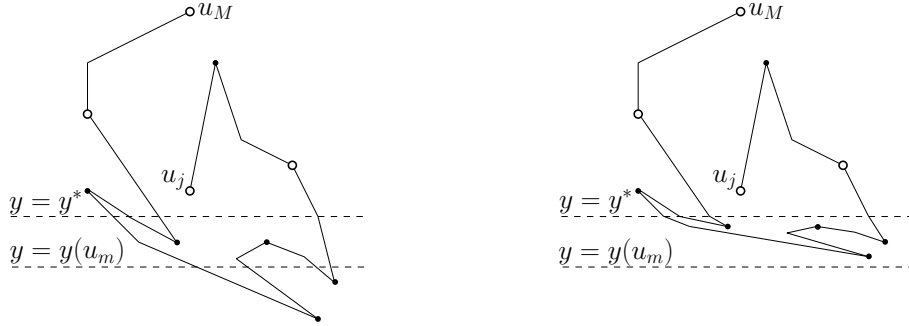


Fig. 14: Modifying $\Gamma_{G,M,j}$ if $u_m \in V(H)$. Illustrations (a) and (b) show $\Gamma_{G,M,j}$ before and after the modification, respectively.

- If $u_m \in V(H)$, as in Fig. 14, then u_m is at the same point in $\Gamma_{G,i,m}$ and $\Gamma_{G,m,M}$, as such a point belongs to $\Gamma_{H,i,m}$ and $\Gamma_{H,m,M}$. Let y^* be a real number larger than $y(u_m)$ and smaller than the y -coordinate of any vertex in $V(H) \cap \Gamma_{H,M,j}$. Such a real number exists by Condition (4). Vertically scale down the part of $\Gamma_{G,M,j}$ in the half-plane $y \leq y^*$, while keeping fixed the points on the line $y = y^*$. As long as the scale factor is sufficiently small, the entire drawing $\Gamma_{G,M,j}$ lies above the line $y = y(u_m)$ after the scaling.

The drawings $\Gamma_{G,i,m}$, $\Gamma_{G,m,M}$, and $\Gamma_{G,M,j}$ can be modified analogously in order to accomplish property (ii) above.

Gluing together $\Gamma_{G,i,m}$, $\Gamma_{G,m,M}$, and $\Gamma_{G,M,j}$ results in an upward drawing $\Gamma'_{G,i,j}$ of $G_{i,j}$ that extends $\Gamma_{H,i,j}$ and in which u_m and u_M are the vertices with the smallest and largest y -coordinate, respectively. However, two problems arise. First, $\Gamma'_{G,i,j}$ might contain crossings; indeed, while each of $\Gamma_{G,i,m}$, $\Gamma_{G,m,M}$, and $\Gamma_{G,M,j}$ is planar, two edges from different graphs among $G_{i,m}$, $G_{m,M}$, and $G_{M,j}$ might cross each other. Second, the left-to-right order of the edges outgoing at u_m in $\Gamma'_{G,i,j}$ might not correspond to $\mathcal{S}(u_m)$ and the left-to-right order of the edges incoming at u_M in $\Gamma'_{G,i,j}$ might not correspond to $\mathcal{P}(u_M)$.

We show that both these problems can be overcome by redrawing the curves representing the edges of $G_{i,m}$, $G_{m,M}$, and $G_{M,j}$, while leaving the position of every vertex unaltered. Refer to Fig. 15. Assume first that $\mathcal{S}(u_m) = [u_{m-1}, u_{m+1}]$ and $\mathcal{P}(u_M) = [u_{M-1}, u_{M+1}]$.

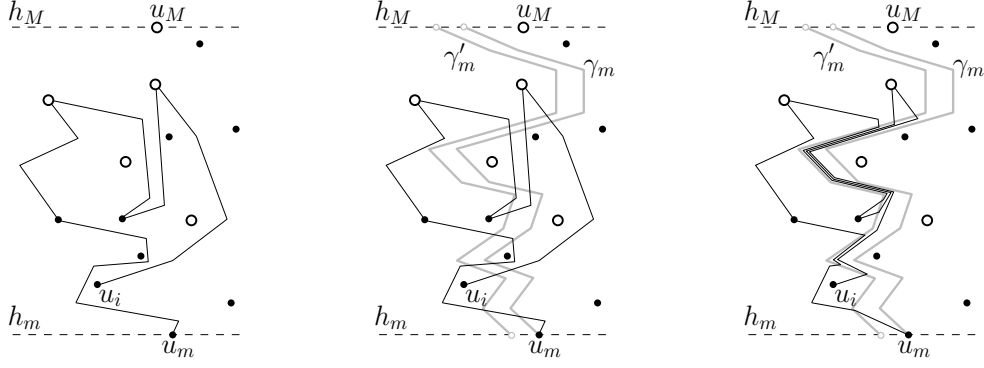


Fig. 15: Modifications to $\Gamma'_{G,i,j}$ that yield to an upward planar drawing of $G_{i,m}$ which lies in the interior of $R_{i,m}$, except at u_m . (a) The drawing $\Gamma_{G,i,m}$ together with the vertices of $G_{m+1,j}$, as placed in $\Gamma'_{G,i,j}$; the edges incident to these vertices are not shown. (b) The curves γ_m and γ'_m . (c) Redrawing parts of the edges in $G_{i,m}$ so that they lie in $R_{i,m}$.

Let the vertices of $G_{i,j}$ be placed as in $\Gamma'_{G,i,j}$. Let h_m and h_M be the horizontal lines through u_m and u_M . Let S be the horizontal strip delimited by h_m and h_M . Let γ_m be a y -monotone curve that connects u_m with a point of h_M , that does not pass through any vertex of $G_{i,j}$ other than u_m , and such that the part of S to the left of γ_m contains in its interior all the vertices of $G_{i,m-1}$ and no vertex of $G_{m+1,j}$. Analogously, let γ_M be a y -monotone line that connects u_M with a point of h_m , that does not pass through any vertex of $G_{i,j}$ other than u_M , and such that the part of S to the right of γ_M contains in its interior all the vertices of $G_{M+1,j}$ and no vertex of $G_{i,M-1}$. It is easy to see that such lines γ_m and γ_M exist; in particular, notice that there is no constraint on how these lines might intersect the edges of $G_{i,j}$ in $\Gamma'_{G,i,j}$.

The lines γ_m and γ_M partition S into three regions: one unbounded region $R_{i,m}$ to the left of γ_m , one bounded region $R_{m,M}$ between γ_m and γ_M , and one unbounded region $R_{M,j}$ to the right of γ_M . Notice that $R_{i,m}$, $R_{m,M}$, and $R_{M,j}$ contain in their interiors all the points at which the vertices of $G_{i,m}$, $G_{m,M}$, and $G_{M,j}$ are placed in $\Gamma'_{G,i,j}$, respectively, except for the vertex u_m which is on the common boundary of $R_{i,m}$ and $R_{m,M}$, and for the vertex u_M which is on the common boundary of $R_{m,M}$ and $R_{M,j}$. We now redraw the edges of $G_{i,m}$, $G_{m,M}$, and $G_{M,j}$ in the interiors of $R_{i,m}$, $R_{m,M}$, and $R_{M,j}$, respectively.

We construct an upward planar drawing of $G_{i,m}$ inside $R_{i,m}$ by modifying $\Gamma_{G,i,m}$ via a homeomorphism of the plane which does not alter the positions of the vertices of $G_{i,m}$. More precisely, this can be done as follows. Let $\epsilon > 0$ be the minimum horizontal distance between a vertex of $G_{i,m}$ different from u_m and γ_m . Let γ'_m be the translation of γ_m by $\epsilon/2$ to the left. Delete the part of $\Gamma_{G,i,m}$ to the right of γ'_m , except for the vertex u_m . Now any y -monotone curve that has been deleted from $\Gamma_{G,i,m}$ and that used to connect two points p and q on γ'_m can be replaced by a y -monotone curve that connects p and q and that lies to the right of γ'_m , except at p and q , and to the left of γ_m . The end-points of any two such curves do not alternate along γ'_m , given that $\Gamma_{G,i,m}$ is planar, hence all such curves can be drawn without intersections. The curves that used to connect a point p with u_m can be similarly redrawn to the right of γ'_m , except at p , and to the left of γ_m , except at u_m .

A similar modification allows us to construct an upward planar drawing of $G_{m,M}$ inside $R_{m,M}$ and an upward planar drawing of $G_{M,j}$ inside $R_{M,j}$. Since the interiors of these regions are disjoint, the edges of two different graphs among $G_{i,m}$, $G_{m,M}$, and $G_{M,j}$ do not intersect, except for the edges (u_m, u_{m-1}) and (u_m, u_{m+1}) , which intersect at u_m , and for the edges (u_M, u_{M-1}) and (u_M, u_{M+1}) , which intersect at u_M . Further, the left-to-right order of the edges outgoing at u_m is $(u_m, u_{m-1}), (u_m, u_{m+1})$, which corresponds to $\mathcal{S}(u_m) = [u_{m-1}, u_{m+1}]$, and the left-to-right order of the edges incoming at u_M is $(u_{M-1}, u_M), (u_{M+1}, u_M)$, which corresponds to $\mathcal{P}(u_M) = [u_{M-1}, u_{M+1}]$. The drawing $\Gamma_{G,i,j}$ obtained as the union of the constructed drawings of $G_{i,m}$, $G_{m,M}$, and $G_{M,j}$ is hence the desired drawing of $G_{i,j}$.

If $\mathcal{S}(u_m) = [u_{m+1}, u_{m-1}]$ and $\mathcal{P}(u_M) = [u_{M+1}, u_{M-1}]$, the construction is symmetric. In particular, γ_m is defined as before, except that the part of S to the *right* (and not to the left) of γ_m contains in its interior all the vertices of $G_{i,m-1}$ and no vertex of $G_{m+1,j}$, and the part of S to the *left* (and not to the right) of γ_M contains in its interior all the vertices of $G_{M+1,j}$ and no vertex of $G_{i,M-1}$.

If $\mathcal{S}(u_m) = [u_{m-1}, u_{m+1}]$ and $\mathcal{P}(u_M) = [u_{M+1}, u_{M-1}]$, then γ_m is defined as in the case in which $\mathcal{S}(u_m) = [u_{m-1}, u_{m+1}]$ and $\mathcal{P}(u_M) = [u_{M-1}, u_{M+1}]$. However, the definition of γ_M is now slightly different. Indeed, γ_M is now a y -monotone line that connects u_M with u_m (and not just with any point of h_m), that does not pass through any vertex of $G_{i,j}$ other than u_M and u_m , that does not intersect γ_m , except at u_m , and such that the part of S to the right of γ_M contains in its interior all the vertices of $G_{m+1,M-1}$ and no vertex of $G_{i,m-1}$ or $G_{M+1,j}$. The rest of the construction is analogous to the previous cases.

Finally, if $\mathcal{S}(u_m) = [u_{m+1}, u_{m-1}]$ and $\mathcal{P}(u_M) = [u_{M-1}, u_{M+1}]$, then the construction is symmetric to the case in which $\mathcal{S}(u_m) = [u_{m-1}, u_{m+1}]$ and $\mathcal{P}(u_M) = [u_{M+1}, u_{M-1}]$.

This completes the proof of the claim. \square

Suppose next that one of u_m and u_M is an end-vertex of $G_{i,j}$, while the other one is not. Assume that $u_m = u_i$, the cases in which $u_m = u_j$, $u_M = u_i$, or $u_M = u_j$ can be treated analogously. Recall that $m \neq M$, hence $i < M < j$. We have the following.

Claim 7 $t(u_i, u_j, u_i, u_M) = \text{TRUE}$ if and only if there exists an index $m' \in \{M+1, \dots, j\}$ such that the following conditions hold true:

- (1) $t(u_i, u_M, u_i, u_M) = \text{TRUE}$;
- (2) $t(u_M, u_j, u_{m'}, u_M) = \text{TRUE}$; and
- (3) either u_i does not belong to H or u_i has the smallest y -coordinate among the vertices in Γ_H .

Proof. The proof is very similar to (and in fact simpler than) the proof of Claim 6.

Consider an upward planar drawing $\Gamma_{G,i,j}$ of $G_{i,j}$ in which u_m and u_M are the vertices with the smallest and largest y -coordinate, respectively. Restricting $\Gamma_{G,i,j}$ to the vertices and edges of $G_{i,M}$ (of $G_{M,j}$) provides an upward planar drawing $\Gamma_{G,i,M}$ of $G_{i,M}$ (resp. $\Gamma_{G,M,j}$ of $G_{M,j}$) extending $\Gamma_{H,i,M}$ (resp. $\Gamma_{H,M,j}$) in which the vertices with the smallest and largest y -coordinate are u_i and u_M (resp. $u_{m'}$ and u_M , for some $m' \in \{M+1, \dots, j\}$). This proves the necessity of Conditions (1) and (2). The property that u_m is the vertex with the smallest y -coordinate in $\Gamma_{G,i,j}$ implies the necessity of Condition (3).

In order to prove the sufficiency we start from upward planar drawings $\Gamma_{G,i,M}$ and $\Gamma_{G,M,j}$ of $G_{i,M}$ and $G_{M,j}$ extending $\Gamma_{H,i,M}$ and $\Gamma_{H,M,j}$ in which the vertices with the smallest and largest y -coordinate are u_i and u_M , and $u_{m'}$ and u_M , respectively, for some $m' \in \{M+1, \dots, j\}$. These drawings exist by Conditions (1) and (2). We then modify $\Gamma_{G,i,M}$ and/or $\Gamma_{G,M,j}$ so that the following properties hold true:

- (i) u_M is at the same point in $\Gamma_{G,i,M}$ and $\Gamma_{G,M,j}$; and
- (ii) u_i has the smallest y -coordinate among all the vertices in $\Gamma_{G,i,M}$ and $\Gamma_{G,M,j}$.

In order to accomplish property (ii) we act as follows. Let y^* be a real number larger than $y(u_i)$ and smaller than the y -coordinate of any vertex in $V(H) \cap \Gamma_{H,M,j}$. Such a real number exists by Condition (3). Vertically scale down the part of $\Gamma_{G,M,j}$ in the half-plane $y \leq y^*$, while keeping fixed the points on the line $y = y^*$. As long as the scale factor is sufficiently small, the entire drawing $\Gamma_{G,M,j}$ has a y -coordinate larger than $y(u_i)$ after the scaling. The satisfaction of property (i) does not require any modifications to $\Gamma_{G,i,M}$ and $\Gamma_{G,M,j}$ if $u_M \in V(H)$; on the other hand, if $u_M \notin V(H)$, then u_M and parts of its incident edges in $\Gamma_{G,i,M}$ and $\Gamma_{G,M,j}$ are redrawn so to let u_M be at the same point in $\Gamma_{G,i,M}$ and $\Gamma_{G,M,j}$.

Now gluing together $\Gamma_{G,i,M}$ and $\Gamma_{G,M,j}$ results in an upward drawing $\Gamma'_{G,i,j}$ of $G_{i,j}$ that extends $\Gamma_{H,i,j}$ in which u_i and u_M are the vertices with the smallest and largest y -coordinate, respectively. However, $\Gamma'_{G,i,j}$ might contain crossings and the left-to-right order of the edges incoming at u_M in $\Gamma'_{G,i,j}$ might not correspond to $\mathcal{P}(u_M)$. Hence, we redraw the curves representing the edges of $G_{i,M}$ and $G_{M,j}$, while leaving the position of every vertex unaltered. This is done by defining two internally-disjoint regions $R_{i,M}$ and $R_{M,j}$ that are separated by a y -monotone curve γ_M through u_M and that contain in their interiors the points at which the vertices of $G_{i,M}$ and $G_{M,j}$ are placed in $\Gamma'_{G,i,j}$, except for u_M which is on the boundary of both such regions; whether $R_{i,M}$ is to the left or to the right of $R_{M,j}$ depends on whether $\mathcal{P}(u_M) = [u_{M-1}, u_{M+1}]$ or $\mathcal{P}(u_M) = [u_{M+1}, u_{M-1}]$, respectively. We redraw the edges of $G_{i,M}$ and $G_{M,j}$ inside $R_{i,M}$ and $R_{M,j}$, respectively. The drawing $\Gamma_{G,i,j}$ obtained as the union of the constructed drawings of $G_{i,M}$ and $G_{M,j}$ is the desired drawing of $G_{i,j}$. This completes the proof of the claim. \square

Suppose finally that both u_m and u_M are end-vertices of $G_{i,j}$. Assume that $u_m = u_i$ and $u_M = u_j$, the other case is symmetric. We have the following.

Claim 8 $t(u_i, u_j, u_i, u_j) = \text{TRUE}$ if and only if there exist indices $M' \in \{i+1, \dots, j-2\}$ and $m' \in \{M'+1, \dots, j-1\}$ such that the following conditions hold true:

- (1) $t(u_i, u_{M'}, u_i, u_{M'}) = \text{TRUE}$;
- (2) $t(u_{M'}, u_{m'}, u_{m'}, u_{M'}) = \text{TRUE}$;
- (3) $t(u_{m'}, u_j, u_{m'}, u_j) = \text{TRUE}$;
- (4) either u_i does not belong to H or u_i has the smallest y -coordinate among the vertices in Γ_H ;
- (5) either u_j does not belong to H or u_j has the largest y -coordinate among the vertices in Γ_H ; and
- (6) either $\mathcal{P}(u_{M'}) = [u_{M'-1}, u_{M'+1}]$ and $\mathcal{S}(u_{m'}) = [u_{m'-1}, u_{m'+1}]$, or $\mathcal{P}(u_{M'}) = [u_{M'+1}, u_{M'-1}]$ and $\mathcal{S}(u_{m'}) = [u_{m'+1}, u_{m'-1}]$.

Proof. We first prove the necessity. Suppose that $t(u_i, u_j, u_i, u_j) = \text{TRUE}$, hence an upward planar drawing $\Gamma_{G,i,j}$ of $G_{i,j}$ exists that extends $\Gamma_{H,i,j}$ and in which u_i and u_j are the vertices with the smallest and largest y -coordinate, respectively. Since $G_{i,j}$ is not a monotone path, there exist internal vertices of $G_{i,j}$ which are sinks. Among all these vertices, let $u_{M'}$ be the one with the largest y -coordinate in $\Gamma_{G,i,j}$. Further, since $u_{M'}$ and u_j are both sinks in $G_{i,j}$ (note that if u_j were not a sink, then an upward drawing of $G_{i,j}$ in which u_j is the vertex with the largest y -coordinate would not exist), there exist internal vertices of $G_{M',j}$ which are sources. Among all these vertices, let $u_{m'}$ be the one with the smallest y -coordinate in $\Gamma_{G,i,j}$. Note that $M' \in \{i+1, \dots, m-2\}$ and $m' \in \{M'+1, \dots, j-1\}$.

Restricting $\Gamma_{G,i,j}$ to the vertices and edges of $G_{i,M'}$ yields an upward planar drawing $\Gamma_{G,i,M'}$ of $G_{i,M'}$ that extends $\Gamma_{H,i,M'}$ and in which u_i and $u_{M'}$ are the vertices with the smallest and largest y -coordinate, respectively. In particular, no vertex u of $\Gamma_{G,i,M'}$ has a y -coordinate larger than $u_{M'}$, as otherwise the sink v such that there is a monotone path from u to v in $G_{i,M'}$ (possibly such a path is a single vertex if u is a sink itself) would have a y -coordinate larger than $u_{M'}$, contradicting the choice of $u_{M'}$. This proves Condition (1); the proofs of Conditions (2) and (3) are analogous. By assumption u_i is the vertex with the smallest y -coordinate in $\Gamma_{G,i,j}$, hence Condition (4) follows, given that $\Gamma_{G,i,j}$ extends $\Gamma_{H,i,j}$. Condition (5) is proved analogously.

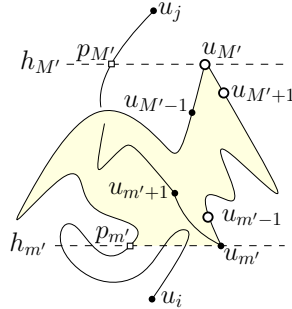


Fig. 16: Illustration for the proof of the necessity of Condition (6). The interior of \mathcal{C}_m is colored light yellow.

In order to prove the necessity of Condition (6) suppose, for a contradiction, that $\mathcal{P}(u_{M'}) = [u_{M'-1}, u_{M'+1}]$ and $\mathcal{S}(u_{m'}) = [u_{m'+1}, u_{m'-1}]$ (the case in which $\mathcal{P}(u_{M'}) = [u_{M'+1}, u_{M'-1}]$ and $\mathcal{S}(u_{m'}) = [u_{m'-1}, u_{m'+1}]$ can be treated analogously). Refer to Fig. 16. Let $h_{M'}$ and $h_{m'}$ be the horizontal lines passing through $u_{M'}$ and $u_{m'}$ in $\Gamma_{G,i,j}$, respectively. Since $y(u_i) < y(u_{m'}) < y(u_{M'})$, it follows that $G_{i,M'}$ crosses $h_{m'}$. Order the crossing points between $G_{i,M'}$ and $h_{m'}$ as they are encountered when walking along $G_{i,M'}$ from u_i to $u_{M'}$ and let $p_{m'}$ be the last point in this order. Analogously, let $p_{M'}$ be the crossing point between $G_{m',j}$ and $h_{M'}$ that is encountered last when walking along $G_{m',j}$ from u_j to $u_{m'}$. Thus the part of $\Gamma_{G,i,j}$ connecting $p_{m'}$ with $p_{M'}$ entirely lies in the strip \mathcal{H} delimited by $h_{m'}$ and $h_{M'}$ (note that $\Gamma_{G,M',m'}$ does not cross $h_{m'}$ or $h_{M'}$, since $u_{m'}$ is the source with the smallest y -coordinate and $u_{M'}$ is the sink with the largest y -coordinate in $\Gamma_{G,M',m'}$). Let \mathcal{C}_m be the closed curve composed of the part of $\Gamma_{G,i,j}$ between $p_{m'}$ and $u_{m'}$ (this includes $u_{M'}$) and of the part of $h_{m'}$ between $p_{m'}$ and $u_{m'}$. Since $\mathcal{P}(u_{M'}) = [u_{M'-1}, u_{M'+1}]$, since the part of $\Gamma_{G,i,j}$ between $p_{m'}$ and $u_{m'}$ lies in \mathcal{H} , and by the planarity of $\Gamma_{G,i,j}$, the points $p_{m'}$, $u_{M'}$, and $u_{m'}$ appear in this clockwise order along \mathcal{C}_m . Further, since

$\mathcal{S}(u_{m'}) = [u_{m'+1}, u_{m'-1}]$ and by the upward planarity of $\Gamma_{G,i,j}$, we have that $u_{m'+1}$ lies inside \mathcal{C}_m in $\Gamma_{G,i,j}$; on the other hand, u_j is outside \mathcal{C}_m in $\Gamma_{G,i,j}$. By the Jordan curve's theorem, the path $G_{m'+1,j}$ crosses \mathcal{C}_m . Since the path $G_{m'+1,j}$ lies in the half-plane $y \geq y(u_{m'})$, it does not cross $h_{m'}$, hence it crosses the part of $\Gamma_{G,i,j}$ between $p_{m'}$ and $u_{m'}$, a contradiction to the planarity of $\Gamma_{G,i,j}$.

The proof of the sufficiency is similar to the ones of [Claims 6](#) and [7](#). Namely, we start from upward planar drawings $\Gamma_{G,i,M'}$, $\Gamma_{G,M',m'}$, and $\Gamma_{G,m',j}$ of $G_{i,M'}$, $G_{M',m'}$, and $G_{m',j}$ extending $\Gamma_{H,i,M'}$, $\Gamma_{H,M',m'}$, and $\Gamma_{H,m',j}$ in which the vertices with the smallest and largest y -coordinate are u_i and $u_{M'}$, $u_{m'}$ and $u_{M'}$, and $u_{m'}$ and u_j , respectively, for some $M' \in \{i+1, \dots, j-2\}$ and $m' \in \{M'+1, \dots, j-1\}$. These drawings exist by Conditions (1)–(3).

We then modify $\Gamma_{G,i,M'}$, $\Gamma_{G,M',m'}$, and $\Gamma_{G,m',j}$ so that the following properties hold:

- (i) $u_{M'}$ is at the same point in $\Gamma_{G,i,M'}$ and $\Gamma_{G,M',m'}$;
- (ii) $u_{m'}$ is at the same point in $\Gamma_{G,M',m'}$ and $\Gamma_{G,m',j}$;
- (iii) u_i has the smallest y -coordinate among all the vertices in $\Gamma_{G,i,M'}$, $\Gamma_{G,M',m'}$, and $\Gamma_{G,m',j}$; and
- (iv) u_j has the largest y -coordinate among all the vertices in $\Gamma_{G,i,M'}$, $\Gamma_{G,M',m'}$, and $\Gamma_{G,m',j}$.

The satisfaction of property (i) does not require any modifications to $\Gamma_{G,i,M'}$ and $\Gamma_{G,M',m'}$ if $u_{M'} \in V(H)$; on the other hand, if $u_{M'} \notin V(H)$, then $u_{M'}$ and parts of its incident edges in $\Gamma_{G,i,M'}$ and $\Gamma_{G,M',m'}$ are redrawn (in particular $u_{M'}$ is placed higher than it was in $\Gamma_{G,i,M'}$ and $\Gamma_{G,M',m'}$) so to let $u_{M'}$ be at the same point in $\Gamma_{G,i,M'}$ and $\Gamma_{G,M',m'}$. Property (ii) is satisfied similarly. If $u_i \notin V(H)$, then Property (iii) can be satisfied by redrawing u_i (lower than every other vertex in $\Gamma_{G,i,M'}$, $\Gamma_{G,M',m'}$, and $\Gamma_{G,m',j}$) and part of its incident edge in $\Gamma_{G,i,M'}$. If $u_i \in V(H)$, then a real number y^* larger than $y(u_i)$ and smaller than the y -coordinate of any vertex in $V(H) \cap \Gamma_{H,m',j}$ is chosen, which is possible by Condition (4), and the part of $\Gamma_{G,m',j}$ in the half-plane $y \leq y^*$ is vertically scaled down, while keeping fixed the points on the line $y = y^*$. As long as the scale factor is sufficiently small, the entire drawing $\Gamma_{G,m',j}$ lies above the line $y = y(u_i)$ after the scaling. Property (iv) is ensured analogously exploiting Condition (5).

Gluing together $\Gamma_{G,i,M'}$, $\Gamma_{G,M',m'}$, and $\Gamma_{G,m',j}$ results in an upward drawing $\Gamma'_{G,i,j}$ of $G_{i,j}$ that extends $\Gamma_{H,i,j}$ and in which u_i and u_j are the vertices with the smallest and largest y -coordinate, respectively. However, $\Gamma'_{G,i,j}$ might contain crossings, the left-to-right order of the edges incoming at $u_{M'}$ in $\Gamma'_{G,i,j}$ might not correspond to $\mathcal{P}(u_{M'})$, and the left-to-right order of the edges outgoing from $u_{m'}$ in $\Gamma'_{G,i,j}$ might not correspond to $\mathcal{S}(u_{m'})$. Hence, we redraw the curves representing the edges of $G_{i,M'}$, $G_{M',m'}$, and $G_{m',j}$, while leaving the position of every vertex unaltered. This is done by defining three internally-disjoint regions $R_{i,M'}$, $R_{M',m'}$, and $R_{m',j}$ containing in their interiors the points at which the vertices of $G_{i,M'}$, $G_{M',m'}$, and $G_{m',j}$ are placed in $\Gamma'_{G,i,j}$, respectively, except for $u_{M'}$ which is on the boundary of both $R_{i,M'}$ and $R_{M',m'}$, and for $u_{m'}$ which is on the boundary of both $R_{M',m'}$ and $R_{m',j}$. These regions are delimited by the horizontal lines h_i and h_j through u_i and u_j , and by two y -monotone curves $\gamma_{M'}$ and $\gamma_{m'}$ passing through $u_{M'}$ and $u_{m'}$, respectively, and connecting points on h_i and h_j . The curves $\gamma_{M'}$ and $\gamma_{m'}$ are defined so that the regions $R_{i,M'}$, $R_{M',m'}$, and $R_{m',j}$ appear in this left-to-right order inside the horizontal strip delimited by h_i and h_j in the case in which $\mathcal{P}(u_{M'}) = [u_{M'-1}, u_{M'+1}]$ and $\mathcal{S}(u_{m'}) = [u_{m'-1}, u_{m'+1}]$, or so that they appear in the opposite left-to-right order in the case in which $\mathcal{P}(u_{M'}) = [u_{M'+1}, u_{M'-1}]$ and $\mathcal{S}(u_{m'}) = [u_{m'+1}, u_{m'-1}]$. One of the two cases happens, because of Condition (6). We now redraw the edges of $G_{i,M'}$, $G_{M',m'}$, and $G_{m',j}$ inside $R_{i,M'}$, $R_{M',m'}$, and $R_{m',j}$, respectively. The drawing $\Gamma_{G,i,j}$ obtained as the union of the constructed drawings of $G_{i,M'}$, $G_{M',m'}$, and $G_{m',j}$ is the desired drawing of $G_{i,j}$. This completes the proof of the claim. \square

[Claims 6](#) to [8](#) show how to compute the value of the entry $t(u_i, u_j, u_m, u_M)$, if $G_{i,j}$ is not a monotone path, based on the structure of the instance $\langle G_{i,j}, H_{i,j}, \Gamma_{H,i,j} \rangle$ and on the value of the entries $t(u_{i'}, u_{j'}, u_{m'}, u_{M'})$ with $j' - i' < j - i$. Eventually the dynamic programming will compute the values of the entries $t(u_1, u_n, u_m, u_M)$, for all $1 \leq m \leq n$ and $1 \leq M \leq n$ with $m \neq M$; then the instance $\langle G, H, \Gamma_H \rangle$ of the UPE-FUE problem is positive if and only if at least one of these entries has value TRUE.

We now show how to implement the described algorithm so that it runs in $O(n^4)$ time. Observe that there are $O(n^4)$ entries $t(u_i, u_j, u_m, u_M)$ whose value has to be computed.

We start by computing, for each entry $t(u_i, u_j, u_m, u_M)$, the smallest and largest y -coordinate of a vertex in $V(H) \cap \Gamma_{H,i,j}$, if any such a vertex exists. This can be done in $O(1)$ time per entry by induction on $j - i$. Indeed, if $j - i = 1$, then at most two coordinates have to be compared in order to determine such two values. If $j - i > 1$, then the two values either coincide with those computed for $t(u_{i+1}, u_j, u_m, u_M)$,

if $u_i \notin V(H)$, or are computed by comparing the two values computed for $t(u_{i+1}, u_j, u_m, u_M)$ with $y(u_i)$, if $u_i \in V(H)$.

The computation of the TRUE-FALSE values for the entries $t(u_i, u_j, u_m, u_M)$ such that $G_{i,j}$ is a monotone path is done in $O(n^4)$ time as follows. First, for any pair (i, j) of integers such that $1 \leq i < j \leq n$ we check whether $G_{i,j}$ is a monotone path. There are $O(n^2)$ such pairs of integers; further, for each pair (i, j) , the monotonicity of $G_{i,j}$ can be tested in $O(n)$ time by simply checking whether all the edges of $G_{i,j}$ are directed from u_i to u_j , or whether they are all directed from u_j to u_i . For each pair (i, j) such that $G_{i,j}$ is monotone and its edges are directed from u_i to u_j (from u_j to u_i), we give value TRUE to the entry $t(u_i, u_j, u_i, u_j)$ (resp. $t(u_i, u_j, u_j, u_i)$) and FALSE to all the other entries $t(u_i, u_j, u_m, u_M)$; there are $O(n^2)$ such entries, hence the quartic running time.

We now turn to the computation of the values of the entries $t(u_i, u_j, u_m, u_M)$ such that $G_{i,j}$ is not a monotone path. Consider a pair (i, j) of integers such that $1 \leq i < j \leq n$, such that the values of the entries $t(u_i, u_j, u_m, u_M)$ have not been determined yet, and such that the values of the entries $t(u_{i'}, u_{j'}, u_{m'}, u_{M'})$ have been determined for all the pairs (i', j') of integers such that $j' - i' < j - i$. There are $O(n^2)$ such pairs (i, j) .

We perform the following preliminary check. For each index $m \in \{i+1, \dots, j-1\}$, we check whether any of the entries $t(u_i, u_m, u_m, u_{M'})$ has value TRUE, over all the indices $M' \in \{i, \dots, m-1\}$. There are $O(n)$ indices m to be considered and for each of them we check the value of $O(n)$ entries, hence this takes $O(n^2)$ time for the pair (i, j) , and hence $O(n^4)$ time over all the pairs (i, j) . Analogously, we check for each index $M \in \{i+1, \dots, j-1\}$ whether any of the entries $t(u_i, u_M, u_{m'}, u_M)$ has value TRUE, for each index $m \in \{i+1, \dots, j-1\}$ whether any of the entries $t(u_m, u_j, u_m, u_{M'})$ has value TRUE, and for each index $M \in \{i+1, \dots, j-1\}$ whether any of the entries $t(u_M, u_j, u_{m'}, u_M)$ has value TRUE. This information can be stored in a separate table, whose entries are of the form $t(u_i, u_m, u_m, \cdot)$, $t(u_i, u_M, \cdot, u_M)$, $t(u_m, u_j, u_m, \cdot)$, and $t(u_M, u_j, \cdot, u_M)$.

By means of [Claim 6](#), we now determine the values of the entries $t(u_i, u_j, u_m, u_M)$ such that neither u_m nor u_M is an end-vertex of $G_{i,j}$. For each entry $t(u_i, u_j, u_m, u_M)$ such that $i < m < M < j$ (the entries such that $i < M < m < j$ are dealt with analogously) we test in $O(1)$ time whether Conditions 1–3 are satisfied by checking whether $t(u_i, u_m, u_m, \cdot) = \text{TRUE}$, whether $t(u_m, u_M, u_m, u_M) = \text{TRUE}$, and whether $t(u_M, u_j, \cdot, u_M) = \text{TRUE}$. Condition 4 can be tested in $O(1)$ time by checking whether $u_m \in V(H)$ and, in case it does, whether $y(u_m)$ is the smallest y -coordinate among the vertices in $V(H) \cap \Gamma_{H,i,j}$ – this information was computed at the beginning of the algorithm. Condition 5 can be tested in $O(1)$ time analogously.

Next, by means of [Claim 7](#), we determine the values of the entries $t(u_i, u_j, u_m, u_M)$ such that one of u_m and u_M is an end-vertex of $G_{i,j}$. For each entry $t(u_i, u_j, u_i, u_M)$ (the entries $t(u_i, u_j, u_j, u_M)$, $t(u_i, u_j, u_m, u_i)$, and $t(u_i, u_j, u_m, u_j)$ are dealt with analogously) we test in $O(1)$ time whether Conditions 1–2 are satisfied by checking whether $t(u_i, u_M, u_i, u_M) = \text{TRUE}$ and whether $t(u_M, u_j, \cdot, u_M) = \text{TRUE}$. Condition 3 can be tested in $O(1)$ time by checking whether $u_m \in V(H)$ and, in case it does, whether $y(u_m)$ is the smallest y -coordinate among the vertices in $V(H) \cap \Gamma_{H,i,j}$.

Finally, by means of [Claim 8](#), we determine the values of the entries $t(u_i, u_j, u_m, u_M)$ such that both u_m and u_M are end-vertices of $G_{i,j}$. For each entry $t(u_i, u_j, u_i, u_j)$ (the entries $t(u_i, u_j, u_j, u_i)$ are dealt with analogously) we test in $O(n^2)$ time whether Conditions 1–6 are satisfied as follows. First, we test in $O(1)$ time whether Condition 4 is satisfied by checking whether $u_m \in V(H)$ and, in case it does, whether $y(u_m)$ is the smallest y -coordinate among the vertices in $V(H) \cap \Gamma_{H,i,j}$. Condition 5 can be tested in $O(1)$ time analogously. In order to test Conditions 1–3 and Condition 6, we consider all the pairs of indices (M', m') with $M' \in \{i+1, \dots, j-2\}$ and $m' \in \{M'+1, \dots, j-1\}$. For each such pair (M', m') we check in $O(1)$ time whether $t(u_i, u_{M'}, u_i, u_{M'}) = \text{TRUE}$, whether $t(u_{M'}, u_{m'}, u_{m'}, u_{M'}) = \text{TRUE}$, whether $t(u_{m'}, u_j, u_{m'}, u_j) = \text{TRUE}$, and whether $\mathcal{P}(u_{M'}) = [u_{M'-1}, u_{M'+1}]$ and $\mathcal{S}(u_{m'}) = [u_{m'-1}, u_{m'+1}]$, or $\mathcal{P}(u_{M'}) = [u_{M'+1}, u_{M'-1}]$ and $\mathcal{S}(u_{m'}) = [u_{m'+1}, u_{m'-1}]$. Note that there are $O(n^2)$ entries $t(u_i, u_j, u_i, u_j)$; for each of them we consider $O(n^2)$ pairs of indices (M', m') , and then we check the above conditions in $O(1)$ time. Thus the total running time is $O(n^4)$. \square

By exploiting arguments analogous to those in the proof of [Theorem 6](#) we can extend our quartic-time algorithm to cycles.

Theorem 7. *The UPE-FUE problem can be solved in $O(n^4)$ time for instances $\langle G, H, \Gamma_H \rangle$ such that G is an n -vertex cycle with given upward embedding, H contains no edges, and no two vertices share the same y -coordinate in Γ_H .*

Proof. Let $G = (u_1, \dots, u_n)$. Suppose that an upward planar drawing Γ_G of G extending Γ_H exists. Let y_M be the largest y -coordinate of a vertex in Γ_G . Then it can be assumed without loss of generality that there is a unique vertex u_M in Γ_G such that $y(u_M) = y_M$. Indeed, if more than one vertex has y -coordinate equal to y_M in Γ_G , then at least one vertex v exists such that $y(v) = y_M$ and $v \notin V(H)$. Hence v can be moved upwards and its incident edges can be extended upwards as well, so that v becomes the unique vertex with the largest y -coordinate in Γ_G . It can be analogously assumed that there is a vertex u_m in Γ_G whose y -coordinate is smaller than the one of every other vertex.

Our strategy is to test, for every possible pair of vertices (u_m, u_M) with $m, M \in \{1, \dots, n\}$ and with $m \neq M$, whether there is an upward planar drawing Γ_G of G extending Γ_H in which the vertices with the smallest and largest y -coordinate are u_m and u_M , respectively. For any pair (u_m, u_M) , the cycle G consists of two directed paths connecting u_m and u_M , call them $G_{m,M} = (u_m, u_{m+1}, \dots, u_M)$ and $G_{M,m} = (u_M, u_{M+1}, \dots, u_m)$, where indices are modulo n . Let $\Gamma_{H,m,M}$ and $\Gamma_{H,M,m}$ be the restrictions of Γ_H to the vertices that belong to $G_{m,M}$ and $G_{M,m}$, respectively. The following claim is the key ingredient for the proof of the theorem.

Claim 9 *G has an upward planar drawing extending Γ_H in which the vertices with the smallest and largest y -coordinate are u_m and u_M , respectively, if and only if:*

- (1) $G_{m,M}$ has an upward planar drawing extending $\Gamma_{H,m,M}$ in which the vertices with the smallest and largest y -coordinate are u_m and u_M , respectively;
- (2) $G_{M,m}$ has an upward planar drawing extending $\Gamma_{H,M,m}$ in which the vertices with the smallest and largest y -coordinate are u_m and u_M , respectively; and
- (3) either $\mathcal{P}(u_M) = [u_{M-1}, u_{M+1}]$ and $\mathcal{S}(u_m) = [u_{m+1}, u_{m-1}]$, or $\mathcal{P}(u_M) = [u_{M+1}, u_{M-1}]$ and $\mathcal{S}(u_m) = [u_{m-1}, u_{m+1}]$.

Proof. Suppose that G has an upward planar drawing Γ_G extending Γ_H in which the vertices with the smallest and largest y -coordinate are u_m and u_M , respectively. Restricting Γ_G to the vertices and edges of $G_{m,M}$ yields an upward planar drawing $\Gamma_{G,m,M}$ of $G_{m,M}$ that extends $\Gamma_{H,m,M}$ and in which u_m and u_M are the vertices with the smallest and largest y -coordinate, respectively. This proves the necessity of Condition (1). The necessity of Condition (2) is proved analogously. In order to prove the necessity of Condition (3) suppose, for a contradiction, that $\mathcal{P}(u_M) = [u_{M-1}, u_{M+1}]$ and $\mathcal{S}(u_m) = [u_{m-1}, u_{m+1}]$ (the case in which $\mathcal{P}(u_M) = [u_{M+1}, u_{M-1}]$ and $\mathcal{S}(u_m) = [u_{m+1}, u_{m-1}]$ can be treated analogously). Let h_M and h_m be the horizontal lines passing through u_M and u_m in Γ_G , respectively. The path $G_{m,M}$ divides the strip delimited by h_M and h_m into two regions R_l and R_r , to the left and to the right of $G_{m,M}$, respectively. Since $\mathcal{P}(u_M) = [u_{M-1}, u_{M+1}]$ and $\mathcal{S}(u_m) = [u_{m-1}, u_{m+1}]$, and by the upward planarity of Γ_G , it follows that u_{m-1} and u_{M+1} are in R_l and R_r , respectively. Hence, the path $G_{M+1,m-1}$ crosses the boundary of such regions. Since u_m and u_M have the smallest and largest y -coordinate among the vertices in Γ_G , and by the upwardness of Γ_G , it follows that $G_{M+1,m-1}$ does not cross h_M or h_m , hence it crosses $G_{m,M}$, a contradiction to the planarity of Γ_G .

The proof of the sufficiency is similar to the ones of [Claims 6 to 8](#). Namely, we start from upward planar drawings $\Gamma_{G,m,M}$ and $\Gamma_{G,M,m}$ of $G_{m,M}$ and $G_{M,m}$ extending $\Gamma_{H,m,M}$ and $\Gamma_{H,M,m}$, respectively, in which the vertex with the smallest y -coordinate is u_m and the vertex with the largest y -coordinate is u_M . These drawings exist by Conditions (1) and (2).

We then modify $\Gamma_{G,m,M}$ and $\Gamma_{G,M,m}$ so that the following properties hold:

- (i) u_M is at the same point in $\Gamma_{G,m,M}$ and $\Gamma_{G,M,m}$; and
- (ii) u_m is at the same point in $\Gamma_{G,m,M}$ and $\Gamma_{G,M,m}$.

If $u_M \in V(H)$, then Property (i) is already satisfied by $\Gamma_{G,m,M}$ and $\Gamma_{G,M,m}$; on the other hand, if $u_M \notin V(H)$, then we redraw u_M and parts of its incident edges so to let u_M be at the same point in $\Gamma_{G,m,M}$ and $\Gamma_{G,M,m}$. Property (ii) is satisfied analogously.

Gluing together $\Gamma_{G,m,M}$ and $\Gamma_{G,M,m}$ results in an upward drawing Γ'_G of G that extends Γ_H and in which u_m and u_M are the vertices with the smallest and largest y -coordinate, respectively. However, Γ'_G might contain crossings. Hence, we redraw the curves representing the edges of $G_{m,M}$ and $G_{M,m}$, while leaving the position of every vertex unaltered. This is done by defining two internally-disjoint regions $R_{m,M}$ and $R_{M,m}$ containing in their interiors the points at which the vertices of $G_{m,M}$ and $G_{M,m}$ are placed in Γ'_G , respectively, except for u_m and u_M which are on the boundary of both $R_{m,M}$ and $R_{M,m}$. These regions are delimited by the horizontal lines h_m and h_M through u_m and u_M , and by a y -monotone

curve γ connecting u_m with u_M . The curve γ is defined so that $R_{m,M}$ is to the left of $R_{M,m}$ in the case in which $\mathcal{P}(u_M) = [u_{M-1}, u_{M+1}]$ and $\mathcal{S}(u_m) = [u_{m+1}, u_{m-1}]$, or so that $R_{m,M}$ is to the right of $R_{M,m}$ in the case in which $\mathcal{P}(u_M) = [u_{M+1}, u_{M-1}]$ and $\mathcal{S}(u_m) = [u_{m-1}, u_{m+1}]$. One of the two cases happens, because of Condition (3). We now redraw the edges of $G_{m,M}$ and $G_{M,m}$ inside $R_{m,M}$ and $R_{M,m}$, respectively. The drawing Γ_G obtained as the union of the constructed drawings of $G_{m,M}$ and $G_{M,m}$ is the desired drawing of G . This completes the proof of the claim. \square

From a computational point of view, we act as follows.

First we compute, for every possible pair of vertices (u_m, u_M) with $m, M \in \{1, \dots, n\}$ and with $m \neq M$, whether there are upward planar drawings of $G_{m,M}$ and $G_{M,m}$ extending $\Gamma_{H,m,M}$ and $\Gamma_{H,M,m}$, respectively, in which the vertex with the smallest y -coordinate is u_m and the vertex with the largest y -coordinate is u_M . This can be done by considering the $2n$ -vertex path $(u_1, u_2, \dots, u_n, u_{n+1} = u_1, u_{n+2} = u_2, \dots, u_{2n} = u_n)$ and by setting up a dynamic programming table with entries $t(u_i, u_j, u_{m'}, u_{M'})$, for all the indices $i, j, m', M' \in \{1, \dots, 2n\}$ such that $i \leq m' \leq j$ and $i \leq M' \leq j$, with $i \neq j$, $m' \neq M'$, and $j - i \leq n$. The values of the entries of this table can be computed in total $O(n^4)$ time as in the proof of [Theorem 6](#).

Now, for each of the $O(n^2)$ pairs of vertices (u_m, u_M) with $m, M \in \{1, \dots, n\}$ and with $m \neq M$, we exploit [Claim 9](#) in order to check whether G has an upward planar drawing extending Γ_H in which the vertices with the smallest and largest y -coordinate are u_m and u_M , respectively. Concerning Conditions (1) and (2), we check in $O(1)$ time whether $t(u_m, u_M, u_m, u_M) = \text{TRUE}$ and $t(u_M, u_{n+m}, u_{n+m}, u_M) = \text{TRUE}$ (if $m < M$) or whether $t(u_M, u_m, u_m, u_M) = \text{TRUE}$ and $t(u_m, u_{n+M}, u_{n+M}, u_M) = \text{TRUE}$ (if $m > M$). Condition (3) can also be trivially checked in $O(1)$ time. This concludes the proof of the theorem. \square

It turns out that directed paths and cycles are much easier to handle in the case in which they do not come with a given upward embedding, as in the next theorem.

Theorem 8. *The UPE problem can be solved in $O(n)$ time for instances $\langle G, H, \Gamma_H \rangle$ such that G is an n -vertex directed path or cycle, H contains no edges, and no two vertices share the same y -coordinate in Γ_H .*

Proof. Suppose first that G is a directed path. We partition G into k monotone paths $G_i = (u_1^i, u_2^i, \dots, u_{h(i)}^i)$, for some integer $k \geq 1$. Assume that the edge (u_1^i, u_2^i) is exiting u_1^i and entering u_2^i , the other case being symmetric. Then for every odd i we have that $u_{h(i)}^i = u_{h(i+1)}^{i+1}$ is a sink, while for every even i we have that $u_1^i = u_1^{i+1}$ is a source. Our algorithm is based on the following characterization.

Claim 10 *There exists an upward planar drawing of G extending Γ_H if and only if, for every i, j , and j' with $j < j'$ such that $u_j^i, u_{j'}^i \in V(H)$, it holds true that $y(u_j^i) < y(u_{j'}^i)$ in Γ_H .*

Proof. The necessity is trivial. Indeed, if there are indices i, j , and j' with $j < j'$ such that $u_j^i, u_{j'}^i \in V(H)$ and such that $y(u_j^i) > y(u_{j'}^i)$, then the monotone path $(u_1^i, u_2^i, \dots, u_{h(i)}^i)$ cannot be upward in any drawing of G extending Γ_H .

For the sufficiency, we construct an upward planar drawing Γ_G of G extending Γ_H by drawing one monotone path $G_i = (u_1^i, u_2^i, \dots, u_{h(i)}^i)$ at a time. Roughly speaking, this is done by drawing G_i “to the right” of what has been drawn so far. More precisely, for any $i = 1, \dots, k$, consider the path $G_{1,\dots,i} = (G_1 \cup \dots \cup G_i)$ and let the end-vertex of $G_{1,\dots,i}$ different from u_1^1 be the *last* vertex of $G_{1,\dots,i}$. Denote by $\Gamma_{H,i}$ the restriction of Γ_H to the vertices in $G_{1,\dots,i}$. We show how to construct an upward planar drawing Γ_i of $G_{1,\dots,i}$ that extends $\Gamma_{H,i}$ and such that the last vertex of $G_{1,\dots,i}$ is visible from the right (meaning that a half-line starting at the last vertex and directed rightwards does not intersect Γ_i other than at its starting point). Assume that i is odd, the case in which i is even is similar. Then $u_1^{i-1} = u_1^i$ is a source and is visible from the right in Γ_{i-1} (the latter condition is vacuously true if $i = 1$). We proceed similarly to the proofs of [Claims 6 to 8](#). Namely, we consider a y -monotone curve γ_i passing through u_1^i , having the vertices in $V(G_{1,\dots,i-1})$ – as they are placed in Γ_{i-1} – to the left (except for u_1^i) and the vertices in $V(H) \cap (V(G_i) \cup \dots \cup V(G_k))$ to the right (except for u_1^i). We redraw parts of the edges of $G_{1,\dots,i-1}$ so that Γ_{i-1} entirely lies to the left of γ_i , except at u_1^i ; note that this is possible because u_1^i is visible from the right. If $u_1^i \notin V(H)$ we further modify Γ_{i-1} by moving u_1^i downwards along γ_i and by extending the edge (u_1^{i-1}, u_2^{i-1}) downwards as well (while keeping it to the left of γ_i), so that $y(u_1^i)$ is smaller than the y -coordinate of every vertex different from u_1^i in $V(H) \cap V(G_i)$. If $u_1^i \in V(H)$, then it is the condition of the claim that guarantees that $y(u_1^i)$ is smaller than the y -coordinate of every

vertex in $V(H) \cap V(G_i)$. We next construct an upward planar drawing \mathcal{G}_i of G_i , possibly intersecting Γ_{i-1} , extending the restriction of Γ_H to the vertices in $V(H) \cap V(G_i)$. This is done by drawing G_i as a y -monotone curve passing through the vertices in $V(H) \cap V(G_i)$ and by then placing the vertices in $V(G_i)$ not in $V(H)$ at suitable points on this curve. Finally, we redraw parts of the edges of G_i so that \mathcal{G}_i entirely lies to the right of γ_i , except at u_1^i . Now there is no crossing between the edges in Γ_{i-1} and those in \mathcal{G}_i ; further, $u_{h(i)}^i$ is visible from the right. Hence, when $i = k$ this algorithm constructs an upward planar drawing Γ_G of G extending Γ_H . \square

The condition in [Claim 10](#) can be easily checked in $O(n)$ time. Indeed, each path $(u_1^i, u_2^i, \dots, u_{h(i)}^i)$ can be independently traversed from u_1^i to $u_{h(i)}^i$ while keeping track of the y -coordinate of the last encountered vertex in $V(H)$: If the y -coordinate of any vertex in $V(H)$ is smaller than the y -coordinate of the previous vertex in $V(H)$, then the condition is not satisfied; vertices not in $V(H)$ are ignored.

We now turn our attention to the case in which G is a cycle. We again partition G into k monotone paths $G_i = (u_1^i, u_2^i, \dots, u_{h(i)}^i)$, for some integer $k \geq 2$. Then the characterization stated in [Claim 10](#) applies to this case as well. Whether $\langle G, H, \Gamma_H \rangle$ satisfies the characterization can be checked in $O(n)$ time, as for directed paths. The necessity of the characterization can be proved as in [Claim 10](#). The sufficiency can also be proved similarly to [Claim 10](#), however with one more ingredient. Namely, we have to find a source u_1^i and a sink $u_{h(j)}^j$ (possibly $i = j$) which are going to be the vertices with the smallest and largest y -coordinate in the upward planar drawing of G extending Γ_H which we are going to construct. Any source u_1^i of G not in H can in fact be selected for the task; if all the sources of G are in H , then the source u_1^i with the smallest y -coordinate can be chosen instead. The sink $u_{h(j)}^j$ can be chosen analogously. We now split G into two directed paths G_1 and G_2 between u_1^i and $u_{h(j)}^j$. We independently construct upward planar drawings Γ_{G_1} and Γ_{G_2} of G_1 and G_2 extending Γ_{H_1} and Γ_{H_2} , respectively, in which the vertex with the smallest y -coordinate is u_1^i and the vertex with the largest y -coordinate is $u_{h(j)}^j$ – Γ_{H_1} and Γ_{H_2} are the restrictions of Γ_H to the vertices in $V(H) \cap V(G_1)$ and in $V(H) \cap V(G_2)$, respectively. The drawings Γ_{G_1} and Γ_{G_2} can be constructed as in the proof of [Claim 10](#). We then modify Γ_{G_1} and Γ_{G_2} as in [Claim 9](#) so that:

- (i) u_1^i is at the same point in Γ_{G_1} and Γ_{G_2} ; and
- (ii) $u_{h(j)}^j$ is at the same point in Γ_{G_1} and Γ_{G_2} .

Gluing together Γ_{G_1} and Γ_{G_2} results in an upward drawing Γ'_G of G that extends Γ_H and in which u_1^i and $u_{h(j)}^j$ are the vertices with the smallest and largest y -coordinate, respectively. However, Γ'_G might contain crossings. Hence, we redraw the curves representing the edges of G_1 and G_2 , while leaving the position of every vertex unaltered. This is done again as in the proof of [Claim 9](#). \square

6 Conclusions and Open Problems

In this paper we introduced and studied the UPWARD PLANARITY EXTENSION (UPE) problem, which takes in input an upward planar drawing Γ_H of a subgraph H of a directed graph G and asks whether an upward planar drawing of G exists which coincides with Γ_H when restricted to the vertices and edges of H .

We proved that the UPE problem is NP-complete, even if G has a prescribed upward embedding and H contains all the vertices and no edges. Conversely, the problem can be solved efficiently for upward planar *st*-graphs.

Several questions are left open by our research. We cite our favorite two.

First, is it possible to solve the UPE-FUE problem in polynomial time for instances $\langle G, H, \Gamma_H \rangle$ such that H contains no edges and no two vertices have the same y -coordinate in Γ_H ? We proved that if any of the two conditions is dropped, then the UPE-FUE problem is NP-hard, however we can only provide a positive answer to the above question if we further assume that G is a directed path or cycle.

Second, are the UPE and UPE-FUE problems polynomial-time solvable for directed paths and cycles? Even with the assumption that H contains no edges and no two vertices have the same y -coordinate in Γ_H , answering the above question in the affirmative was not a trivial task.

Acknowledgments. [Lemma 6](#) comes from a research session the third author had with Ignaz Rutter, to which our thanks go.

References

1. P. Angelini, G. Da Lozzo, G. Di Battista, V. Di Donato, P. Kindermann, G. Rote, and I. Rutter. Windrose planarity: Embedding graphs with direction-constrained edges. *ACM Trans. Algorithms*, 14(4):54:1–54:24, 2018.
2. P. Angelini, G. Da Lozzo, G. Di Battista, and F. Frati. Strip planarity testing for embedded planar graphs. *Algorithmica*, 77(4):1022–1059, 2017.
3. P. Angelini, G. Di Battista, F. Frati, V. Jelínek, J. Kratochvíl, M. Patrignani, and I. Rutter. Testing planarity of partially embedded graphs. *ACM Trans. Algorithms*, 11(4):32:1–32:42, 2015.
4. P. Bertolazzi, G. Di Battista, and W. Didimo. Quasi-upward planarity. *Algorithmica*, 32(3):474–506, 2002.
5. P. Bertolazzi, G. Di Battista, G. Liotta, and C. Mannino. Upward drawings of triconnected digraphs. *Algorithmica*, 12(6):476–497, 1994.
6. P. Bertolazzi, G. Di Battista, C. Mannino, and R. Tamassia. Optimal upward planarity testing of single-source digraphs. *SIAM J. Comput.*, 27(1):132–169, 1998.
7. C. Binucci and W. Didimo. Computing quasi-upward planar drawings of mixed graphs. *Comput. J.*, 59(1):133–150, 2016.
8. F. Brandenburg. Upward planar drawings on the standing and the rolling cylinders. *Comput. Geom.*, 47(1):25–41, 2014.
9. G. Brückner and I. Rutter. Partial and constrained level planarity. In P. N. Klein, editor, *SODA 2017*, pages 2000–2011. SIAM, 2017.
10. S. Chaplick, M. Chimani, S. Cornelsen, G. Da Lozzo, M. Nöllenburg, M. Patrignani, I. G. Tollis, and A. Wolff. Planar l-drawings of directed graphs. In F. Frati and K.-L. Ma, editors, *GD 2017*, volume 10692 of *LNCS*, pages 465–478. Springer, 2017.
11. S. Chaplick, P. Dorbec, J. Kratochvíl, M. Montassier, and J. Stacho. Contact representations of planar graphs: Extending a partial representation is hard. In D. Kratsch and I. Todinca, editors, *WG 2014*, volume 8747 of *LNCS*, pages 139–151. Springer, 2014.
12. S. Chaplick, R. Fulek, and P. Klavík. Extending partial representations of circle graphs. In S. K. Wismath and A. Wolff, editors, *GD 2013*, volume 8242 of *LNCS*, pages 131–142. Springer, 2013.
13. S. Chaplick, G. Guspiel, G. Gutowski, T. Krawczyk, and G. Liotta. The partial visibility representation extension problem. *Algorithmica*, 80(8):2286–2323, 2018.
14. G. Da Lozzo, G. Di Battista, F. Frati, M. Patrignani, and V. Roselli. Upward planar morphs. In T. C. Biedl and A. Kerren, editors, *GD 2018*, volume 11282 of *LNCS*, pages 92–105. Springer, 2018.
15. G. Di Battista and R. Tamassia. Algorithms for plane representations of acyclic digraphs. *Theor. Comput. Sci.*, 61:175–198, 1988.
16. G. Di Battista and R. Tamassia. On-line planarity testing. *SIAM J. Comput.*, 25(5):956–997, 1996.
17. G. Di Battista, R. Tamassia, and I. G. Tollis. Area requirement and symmetry display of planar upward drawings. *Discrete & Comput. Geometry*, 7:381–401, 1992.
18. J. Fiala. NP completeness of the edge precoloring extension problem on bipartite graphs. *Journal of Graph Theory*, 43(2):156–160, 2003.
19. A. Garg and R. Tamassia. On the computational complexity of upward and rectilinear planarity testing. *SIAM J. Comput.*, 31(2):601–625, 2001.
20. V. Jelínek, J. Kratochvíl, and I. Rutter. A Kuratowski-type theorem for planarity of partially embedded graphs. *Comput. Geom.*, 46(4):466–492, 2013.
21. M. Jünger, S. Leipert, and P. Mutzel. Level planarity testing in linear time. In S. Whitesides, editor, *GD’98*, volume 1547 of *LNCS*, pages 224–237. Springer, 1998.
22. P. Klavík, J. Kratochvíl, T. Krawczyk, and B. Walczak. Extending partial representations of function graphs and permutation graphs. In L. Epstein and P. Ferragina, editors, *ESA 2012*, volume 7501 of *LNCS*, pages 671–682. Springer, 2012.
23. P. Klavík, J. Kratochvíl, Y. Otachi, I. Rutter, T. Saitoh, M. Saumell, and T. Vyskocil. Extending partial representations of proper and unit interval graphs. *Algorithmica*, 77(4):1071–1104, 2017.
24. P. Klavík, J. Kratochvíl, Y. Otachi, and T. Saitoh. Extending partial representations of subclasses of chordal graphs. *Theor. Comput. Sci.*, 576:85–101, 2015.
25. P. Klavík, J. Kratochvíl, Y. Otachi, T. Saitoh, and T. Vyskocil. Extending partial representations of interval graphs. *Algorithmica*, 78(3):945–967, 2017.
26. B. Klemz and G. Rote. Ordered level planarity, geodesic planarity and bi-monotonicity. In F. Frati and K. L. Ma, editors, *GD 17*, volume 10692 of *LNCS*, pages 440–453. Springer, 2017.
27. J. Kratochvíl and A. Sebö. Coloring precolored perfect graphs. *Journal of Graph Theory*, 25(3):207–215, 1997.
28. M. Patrignani. On extending a partial straight-line drawing. *Int. J. Found. Comput. Sci.*, 17(5):1061–1070, 2006.
29. A. Rextin and P. Healy. Dynamic upward planarity testing of single source embedded digraphs. *Comput. J.*, 60(1):45–59, 2017.
30. R. Tamassia. On embedding a graph in the grid with the minimum number of bends. *SIAM J. Comput.*, 16(3):421–444, 1987.