

Transfer Learning for Performance Modeling of Configurable Systems: A Causal Analysis

Mohammad Ali Javidian, Pooyan Jamshidi, Marco Valtorta

Department of Computer Science and Engineering
University of South Carolina, Columbia, SC, USA

Abstract

Modern systems (e.g., deep neural networks, big data analytics, and compilers) are highly configurable, which means they expose different performance behavior under different configurations. The fundamental challenge is that one cannot simply measure all configurations due to the sheer size of the configuration space. Transfer learning has been used to reduce the measurement efforts by transferring knowledge about performance behavior of systems across environments. Previously, research has shown that statistical models are indeed transferable across environments. In this work, we investigate identifiability and transportability of causal effects and statistical relations in highly-configurable systems. Our causal analysis agrees with previous exploratory analysis (Jamshidi et al. 2017) and confirms that the causal effects of configuration options can be carried over across environments with high confidence. We expect that the ability to carry over causal relations will enable effective performance analysis of highly-configurable systems.

Introduction

To understand and predict the effect of configuration options in configurable systems, different sampling and learning strategies have been proposed (Siegmund et al. 2015; Valov et al. 2017; Sarkar et al. 2015), albeit often with significant cost to cover the highly dimensional configuration space. Recently, we performed an exploratory analysis to understand why and when transfer learning works for configurable systems (Jamshidi et al. 2017). In this paper, instead of statistical analysis, we employ *causal analysis* to address the possibility of identifying influential configuration options that have a causal relation with the performance metrics of configurable systems (identifiability) and whether such causal relations are transferable across environments (transportability).

Copyright © 2019, Association for the Advancement of Artificial Intelligence (www.aaai.org). All rights reserved.

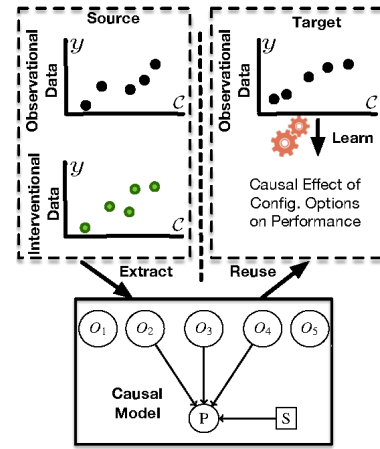


Figure 1: Exploiting causal inference for performance analysis.

Recently, transfer learning has been used to decrease the cost of learning by transferring knowledge about performance behavior across environments (Jamshidi et al. 2018; Valov et al. 2017). Fortunately, performance models typically exhibit similarities across environments, even environments that differ substantially in terms of hardware, workload, or version (Jamshidi et al. 2017). The challenge is to (i) identify similarities and (ii) make use of them to ease learning of performance models.

To estimate causal effects, scientists normally perform randomized experiments where a sample of units drawn from the population of interest is subjected to the specified manipulation directly. In many cases, however, such a direct approach is not possible due to expense or ethical considerations. Instead, investigators have to rely on observational studies to infer effects. One of the fundamental questions in causal analysis is to determine when effects can be inferred from statistical information, encoded as a joint probability distribution, obtained under normal, intervention-free measurement. Pearl and his colleagues have made major contributions in solving the problem of identifiabil-

ity. Pearl (Pearl 1995) established a calculus of interventions known as *do-calculus*, consisting of three inference rules by which probabilistic equations involving interventions and observations can be transformed into other such equations, thus providing a syntactic method of deriving claims about interventions. Later, *do-calculus* was shown to be complete for identifying causal effects, that is, every causal effects that can be identified can be derived using the three *do-calculus* rules (Huang and Valtorta 2006; Shpitser and Pearl 2006).

Pearl and Bareinboim (Pearl and Bareinboim 2011; Bareinboim and Pearl 2012; Pearl and Bareinboim 2014; Bareinboim and Pearl 2016) provided strategies for inferring information about new populations from trial results that are more general than re-weighting. They supposed that we have available both causal information and probabilistic information for population *A* (i.e., the source), while for population *B* (i.e., the target) we have only (some) probabilistic information, and also that we know that certain probabilistic and causal facts are shared between the two and certain ones are not. They offered theorems describing what causal conclusions about population *B* are thereby fixed. Conclusions about one population can be supported by information about another depends on exactly *what causal and probabilistic facts they have in common*.

In this paper, we conduct a *causal analysis*, comparing performance behavior of highly-configurable systems across environmental conditions (changing workload, hardware, and software versions), to explore when and how causal knowledge can be commonly exploited for performance analysis. In this paper, we use the proposed formal language of causal graphs for identifiability and transportability in the literature, to answer:

Is it possible to identify causal relations from observational data and how generalizable are they in highly-configurable systems?

Our results indicate the possibility of identifiability of causal effects in general. Also, our results show that many of causal/statistical relations about performance behavior can be transferred across environments even in the most severe changes we explored, and that transportability is actually trivial for many environmental changes. Our empirical results also indicate the recoverability of conditional probabilities from selection-biased data in many cases. The results indicate that causal information can be used as a guideline for cost-efficient sampling for performance prediction of configurable systems. The supplementary materials including data and empirical results are available at: <https://github.com/majavid/AAAI-WHY-2019>.

Causal Graphs

A causal graphical model is a special type of graphical model in which edges are interpreted as direct causal effects. This interpretation facilitates predictions under arbitrary (unseen) interventions, and hence the estimation of causal effects (Pearl 2009). In this section, we consider two constraint-based methods for estimating the causal structure from observational data. For this purpose, we discuss the PC algorithm and the fast causal inference (FCI) algorithm (Spirtes, Glymour, and Scheines 2000).

Estimating causal structures

A causal structure without feedback loops and without hidden or selection variable can be visualized using a directed acyclic graph (DAG) where the edges indicate direct cause-effect relationships. Under some assumptions, Pearl (Pearl 2009) showed that there is a link between causal structures and graphical models. Roughly speaking, if the underlying causal structure is a DAG, we observe data generated from this DAG and then estimate a DAG model (i.e., a graphical model) on this data, the estimated complete partially directed acyclic graph (CPDAG) represents the equivalence class of the DAG model describing the causal structure. This holds if we have enough samples and assuming that the true underlying causal structure is indeed a DAG without unobserved common causes (confounders) or selection variables. Note that even given an infinite amount of data, we usually cannot identify the true DAG itself, but only its equivalence class. Every DAG in this equivalence class can be the true causal structure (Kalisch et al. 2012).

In the case of unobserved variables, one could still visualize the underlying causal structure with a DAG that includes all observed, unobserved cause, and unobserved selection variables. However, when inferring the DAG from observational data, we do not know all unobserved variables. We, therefore, seek to find a structure that represents all conditional independence relationships among the observed variables given the selection variables of the underlying causal structure. It turns out that this is possible. However, the resulting object is in general not a DAG for the following reason. Suppose, we have a DAG including observed and unobserved variables, and we would like to visualize the conditional independencies among the observed variables only. We could marginalize out all unobserved cause variables and condition on all unobserved selection variables. It turns out that the resulting list of conditional independencies can in general not be represented by a DAG, since DAGs are not closed under marginalization or conditioning (Richardson and Spirtes 2002). A class of graphical indepen-

dence models that is closed under marginalization and conditioning and that contains all DAG models is the class of *ancestral graphs* (Richardson and Spirtes 2002). A mixed graph is a graph containing three types of edges, undirected ($-$), directed (\rightarrow) and bidirected (\leftrightarrow). An ancestral graph G is a mixed graph in which the following conditions hold for all vertices in G :

- (i) if α and β are joined by an edge with an arrow-head at α , then α is not anterior to β .
- (ii) there are no arrowheads present at a vertex which is an endpoint of an undirected edge.

Maximal ancestral graphs (MAG), which we will use from now on, also obey a third rule:

- (iii) every missing edge corresponds to a conditional independence.

An equivalence class of a MAG can be uniquely represented by a *partial ancestral graph* (PAG) (Zhang 2008). Edge directions are marked with “ $-$ ” and “ $>$ ” if the direction is the same for all graphs belonging to the PAG and with “ \circ ” otherwise. The bidirected edges come from hidden variables, and the undirected edges come from selection variables.

We use the Hugin PC algorithm and the FCI algorithm in the R package `pcalg` to recover the causal graph of each environment for our subject systems. Since all possible configurations of options are present in the first and last subject systems in Table 1 and all data sets have been sampled on the basis of configuration settings alone, we can assume that there are no unobserved common causes and selection variables, i.e., the *causal sufficiency assumption* (Spirtes, Glymour, and Scheines 2000) holds. In other cases, due to sparsity of data, we cannot exclude the presence of hidden variables, therefore, we use the FCI algorithm to recover the causal graphs.

Research Questions and Methodology

The overall question that we explore in this paper is “*why and when identifiability and transportability of causal effects can be exploited in configurable systems?*” We hypothesize that estimating causal effects from observational studies alone, without performing randomized experiments or manipulations of any kind (causal inference of this sort is called *identification* (Pearl 2009)) is possible for configurable software systems. Also, we speculate that causal relations in the source and the target are somehow related. To understand the notion of identification and relatedness that we find for environmental changes, we explore three questions.

RQ1. Is it possible to estimate causal effects of configuration options on performance from observational studies alone?

If we can establish with RQ1 that causal effects of configuration options on the performance are estimable, this would be promising for performance modeling in configurable systems because it helps us to estimate an accurate, reliable, and less costly causal effect in an environment. Even if not all causal effects may be estimable, we explore which configuration options are influential on performance.

RQ2. Is the causal effect of configuration options on performance transportable across environments?

RQ2 concerns transferable knowledge from source that can be exploited to learn an accurate and less costly performance model for the target environment. Specifically, we explore how the causal effects of influential options are transportable across environments and how they can be estimated.

RQ3. Is it possible to recover conditional probabilities from selection-biased data to the entire population?

RQ3 concerns transferable knowledge that can be exploited for recovering conditional probabilities from selection-biased data to the population. Specifically, we explore whether causal/statistical relations between configuration options and performance measures are recoverable from biased sample without resorting to external information.

Methodology

Design: We investigate causal effects of configuration options on performance measures across environments. So, we need to establish the performance of a system and how it is affected by configuration options in multiple environments. As in (Jamshidi et al. 2017), we measure the performance of each system using standard benchmarks and repeat the measurements across a large number of configurations. We then repeat this process for several changes to the environment: using different hardware, workloads, and versions of the system. Finally, we perform the analysis of relatedness by comparing the performance and how it is affected by options across environments. We perform comparison of a total of 65 environment changes.

Analysis: For answering the research questions, we formulate three hypotheses about:

- *Identifiability:* The causal effect of X on Y is identifiable from a causal graph G if the quantity $P(y|do(x))$ can be computed uniquely from any positive probability of the observed variables (Pearl 2009).

- **Transportability:** Given two environments, denoted Π and Π^* , characterized by probability distributions P and P^* , and causal diagrams G and G^* , respectively, a causal relation R is said to be transportable from Π to Π^* if $R(\Pi)$ is estimable from the set I of interventions on Π , and $R(\Pi^*)$ is identified from P, P^*, I, G , and G^* (Pearl and Bareinboim 2011).
- **Recovering conditional probabilities:** Given a causal graph G_s augmented with a node S encoding the selection mechanism, the distribution $Q = P(y|x)$ is said to be s -recoverable from selection-biased data in G_s if the assumptions embedded in the causal model renders Q expressible in terms of the distribution under selection bias $P(v|S = 1)$ (Bareinboim, Tian, and Pearl 2014).

For each hypothesis, we recover the corresponding causal graph and analyze 65 environment changes in four subject systems mentioned below. For each hypothesis, we discuss how commonly we identify this kind of estimation and whether we can identify classes of changes for which this estimation is characteristic. If we find out that for an environmental change a hypothesis holds, it means that enough knowledge is available to estimate causal effects/conditional probabilities across environments.

Subject systems

In this study, we selected four configurable software systems from different domains, with different functionalities, and written in different programming languages (Table 1). Further details can be found in (Jamshidi et al. 2017).

Table 1: d : configuration options; C : configurations; H : hardware; W : analyzed workload; V : analyzed versions.

System	Domain	d	$ C $	$ H $	$ W $	$ V $
SPEAR	SAT solver	14	16384	3	4	2
SQLite	Database	14	1000	2	14	2
x264	Video encoder	16	4000	2	3	3
XGBoost	Machine learning	12	4096	3	3	1

Identification of Causal Effects (RQ1)

We can derive a complete solution to the problem of identification whenever assumptions are expressible in a DAG form. This entails (i) graphical and algorithmic criteria for deciding identifiability of causal effects, (ii) automated procedures for extracting all identifiable estimand (Pearl 1995; Huang and Valtorta 2006; Shpitser and Pearl 2006).

Here, we investigate the possibility of estimating causal effects of configuration options on performance from observational studies alone. For this

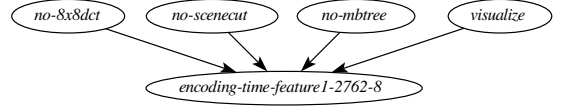


Figure 2: Causal graph for x264 deployed on internal server Feature1 and used version 2.76.2 of x264 and used a small video for encoding. For all figures we do not show options that do not affect on performance.

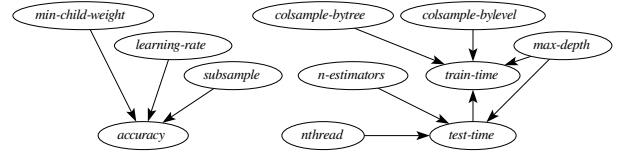


Figure 3: Causal graph for XGBoost12 with CNAE-9 data set, deployed on Feature 4. Performance nodes are: train-time, test-time, and accuracy.

purpose, we consider a hypothesis about the possibility of identifiability in experiments with single performance metric (e.g., response time) and multiple performance metrics (e.g., response time and throughput). We expect that this hypothesis hold for (almost) all cases, which would enable an easy estimation of causal effects from the available data.

H1: The causal effect of options O_i on performance $perf$ from observed data is identifiable.

Importance: If the causal effect of configuration options on performance is identifiable from available data, we can predict the performance behavior of a system in the presence/absence of a configuration option just by available observational data. Also, we may get rid of the curse of dimensionality in highly configurable systems to run and test new experiments. Because the recovered causal structure from the observed data indicates whether a given configuration option is influential on performance.

Methodology: We evaluate whether $P(perf|do(O_i = o'))$ is identifiable. We used PC or FCI algorithms (with two commonly used p-values .01 and 0.05) along with a set of background knowledge (came from experts' opinions) that explains the observed independence facts in a sample, to learn the corresponding causal graph. For example, Figure 2 shows the obtained causal graph for x264 in the corresponding environment. We use this causal graph to estimate the causal effect of the configuration option *visualize* on the encoding time of the system i.e., $P(encoding - time - feature1 - 2762 - 8|do(visualize))$. Also, Figure 3 shows the obtained causal graph for XGBoost12 in the corresponding environment. We use this causal graph to estimate $P(test - time|do(max - depth))$.

Results: First, the obtained causal graph in each case indicates which configuration options are influential on performance for the corresponding environment. In all instances (see supplementary material), the number of configuration options that affect the corresponding performance metric are remarkably small (usually less than 6), indicating that the dimensionality of the configuration space for sampling and running new experiments can be reduced drastically. This observation confirms the exploratory analysis in (Jamshidi et al. 2017), showing that *only a small proportion of possible interactions have an effect on performance and so are relevant*. For example, Figure 2 shows that only four (out of 16) configuration options effect on the encoding time in the corresponding environment. Second, $P(perf|do(O_i = o'))$ is estimable in all environments with a single measurement, because in all cases, the pre-intervention and post-intervention (Pearl 2009) causal graphs are the same, and so $P(perf|do(O_i = o')) = P(perf|O_i = o')$, indicating that the hypothesis H1 holds in general. For example, for x264 deployed on internal server Feature1 and used version 2.76.2 of x264 and used a small video for encoding, using do-calculus and Hugin gives: $P(encoding - time - feature1 - 2762 - 8|do(visualize) = 1) = P(encoding - time - feature1 - 2762 - 8|visualize = 1)$ with the mean of 0.37 and a variance of 0.14. Also, Figure 3 shows those configuration options that affect performance nodes in the corresponding environment. Similarly, we observed that $P(perf|do(O_i = o'))$ is estimable in all environments with multiple measurements. For example, for XGBoost12, using Rule 2 of do-calculus gives: $P(test - time|do(max - depth)) = P(test - time|max - depth)$.

Implications: The results indicate that such information can be used to find (causal) influential options, leading to effective exploration strategies.

Transportability of Causal and Statistical Relations Across Environments (RQ2)

Here, we investigate the possibility of transportability of causal effects across environments. For this purpose, we consider a hypothesis about the possibility of transportability of causal/statistical relations across environments. We observed that this hypothesis holds for some cases with both small and even severe environmental changes, which would enable an easy generalization (trivial transportability¹) of causal and statistical relations from source

¹This kind of transportability allows us to estimate causal/statistical relations directly from passive observations on the target environment, un-aided by

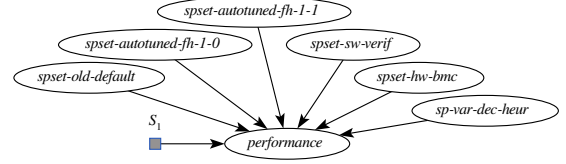


Figure 4: Selection diagram for SPEAR in two environments: one with measured solving time, deployed on a private server, version 2.7, SAT size 10286, and another deployed on Azure Cloud.

to the target environment.

H2: The causal/statistical relation R is transportable across environments.

Importance: When experiments cannot be conducted in the target environment, and despite severe differences between the two environments, it might still be possible to compute causal relations by borrowing experimental knowledge from the source environment. Also, if transportability is feasible, the investigator may select the essential measurements in both experimental and observational studies, and thus minimize measurement costs.

Methodology: We investigate whether $P(perf|do(O_i = o'))$ (or $P(perf|O_i = o')$) is transportable across environments. For this purpose, we first recover the corresponding causal graphs for source and target environments in a similar way to that described in H1. Since the S-variables in the *selection diagram*² locate the mechanisms where structural discrepancies between the two environments are suspected to take place, we only add the selection node to the measurement metric node(s). For example, Figure 4 shows the selection diagram for SPEAR deployed on two different environments. We use this selection diagram to verify the transportability of $P(perf|do(spset - hw - bmc))$ and $P(perf|spset - hw - bmc)$ across mentioned environments. Also, Figure 5 shows the obtained selection diagram for XGBoost12 in two environments. We use this selection diagram to verify the transportability of $P(test - time|do(colsample - bylevel))$.

Results: We observed that H2 holds for those environments (with single measurement metric) that share the same causal graph while the presence of a selection node pointing to the variable, say $perf$, in the selection diagram indicates that the local mechanism that assigns values to $perf$ may not be the same in both environments. In these cases, the correspond-

causal/statistical information from the source environment (Pearl and Bareinboim 2011).

²A selection diagram is a causal diagrams augmented with a set, S , of selection variables, where each member of S corresponds to a mechanism by which the two domains differ (Pearl and Bareinboim 2011).

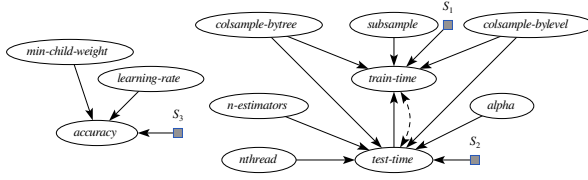


Figure 5: Selection diagram for XGBoost12 deployed on two environments: one deployed on a private server Feature 4, with covtype dataset, and another with the same characteristics but deployed on Azure Cloud. Performance nodes are: train-time, test-time, and accuracy.

ing selection diagram is $O_i \rightarrow perf \leftarrow S$, and so the causal/statistical relation is trivially transportable (Pearl and Bareinboim 2011). This observation is consistent with the exploratory analysis in (Jamshidi et al. 2017), showing that for small environmental changes, the overall performance behavior is transportable across environments. However, our observations show that despite glaring differences between the two environments, it might still be possible to infer causal effects/statistical relations across environments. Also, we observed that transportability of causal/statistical relations across environments with multiple measurement metrics. In such cases, the complete algorithm in (Bareinboim and Pearl 2012) can be used to derive the transport formula. Nevertheless, our observations indicate that transportable causal/statistical relations are trivial. For example, based on Figure 5, we have: $P(test-time | do(colsample - bylevel)) = P(test-time | colsample - bylevel)$.

Implications: Transportability of causal relations can be exploited to avoid running new costly experiments in the target environment.

Generalizing Statistical Findings Across Sampling Conditions (RQ3)

Here, we examine the possibility of recovering conditional probabilities from selection-biased data. We consider a hypothesis about the possibility of recoverability without external data. We observed that this hypothesis holds for some cases, thus enabling the estimation of causal/statistical relations from selection-biased data to the entire population.

H3: The causal relations from selection-biased data are transportable to the population.

Importance: Since selection bias challenges the validity of inferences in statistical analysis, we may get rid of selection bias and estimate the causal/statistical relations of entire population without resorting to external information.

Methodology: We use the causal graph G_s augmented with a node S that encodes the selection mechanism. According to Theorem 1 in (Barein-

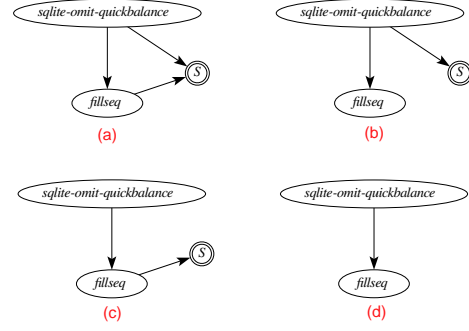


Figure 6: The causal graph G_s for SQLite in the environment with Feature 20 and version 3.7.6.3.

boim, Tian, and Pearl 2014), the distribution $P(y|x)$ is s -recoverable from G_s if and only if $(S \perp\!\!\!\perp Y|X)$, which is a powerful test for s -recoverability.

Results: As we observed, in most cases, the recovered causal graph by FCI algorithm does not contain a non-chordal undirected component, indicating that FCI has not detected any selection bias from sampled data. In such cases, s -recoverability is the same as transportability. So, H3 holds for many cases in our study. For example, $P(fillseq | sqlite - omit - quickbalance)$ is not s -recoverable in Figure 6 (a) and (c), but it is s -recoverable in Figure 6 (b) and (d). In the data collected for the performance analysis of configurable systems, authors of (Jamshidi et al. 2017; Jamshidi et al. 2018) sampled on the basis of configuration settings alone; therefore the conditions of Figure 6 (b) and (d) hold, i.e., the selection bias is benign and the distribution of performance given configuration settings is recoverable. In these cases, knowledge from a sampled subpopulation can be generalized to the entire population. However, FCI recovered some structures of the type of Figure 6 (a), indicating that the sample size is small enough that some (implicit) selection bias connecting performance with one or more configuration settings.

Implications: Causal information can be used as a guideline for cost-efficient sampling for performance prediction of configurable systems and avoiding of biased estimates of causal/statistical effects in cases that recoverability was not possible.

Threats to Validity

1) *External validity:* We selected a diverse set of subject systems and a large number of purposefully selected environment changes, but, as usual, one has to be careful when generalizing to other subject systems and environment changes.

2) *Internal and construct validity:* Due to the size of configuration spaces, we could only measure configurations exhaustively in two subject systems and had to rely on sampling (with substantial size) for

the others, which may miss causal effects in parts of the configuration space that we did not sample.

Conclusion

To the best of our knowledge, this is the first paper that exploits causal analysis to identify the key knowledge pieces that can be exploited for transfer learning in highly configurable systems. Our empirical study demonstrate the existence of diverse forms of transferable causal effects across environments that can contribute to learning faster, better, reliable, and more important, less costly performance behavior analysis in configurable systems. For a future research direction, it would be interesting to explore how causal analysis can be employed for developing *effective sampling methods* and provide *explainable performance analysis* in configurable systems.

Acknowledgments. This work has been supported by AFRL and DARPA (FA8750-16-2-0042).

References

- [Bareinboim and Pearl 2012] Bareinboim, E., and Pearl, J. 2012. Transportability of causal effects: Completeness results. In *Proceedings of the 26th AAAI Conference on Artificial Intelligence*, 698–704. Toronto, Ontario, Canada: AAAI Press.
- [Bareinboim and Pearl 2016] Bareinboim, E., and Pearl, J. 2016. Causal inference and the data-fusion problem. *Proceedings of the National Academy of Sciences* 113(27):7345–7352.
- [Bareinboim, Tian, and Pearl 2014] Bareinboim, E.; Tian, J.; and Pearl, J. 2014. Recovering from selection bias in causal and statistical inference. In *Proceedings of the Twenty-Eighth AAAI Conference on Artificial Intelligence*, AAAI’14, 2410–2416.
- [Huang and Valtorta 2006] Huang, Y., and Valtorta, M. 2006. Identifiability in causal bayesian networks: A sound and complete algorithm. In *Proceedings of the 21st AAAI Conference on Artificial Intelligence*, 1149–1154.
- [Jamshidi et al. 2017] Jamshidi, P.; Siegmund, N.; Velez, M.; Kästner, C.; Patel, A.; and Agarwal, Y. 2017. Transfer learning for performance modeling of configurable systems: An exploratory analysis. *2017 32nd IEEE/ACM International Conference on Automated Software Engineering (ASE)* 497–508.
- [Jamshidi et al. 2018] Jamshidi, P.; Velez, M.; Kästner, C.; and Siegmund, N. 2018. Learning to sample: Exploiting similarities across environments to learn performance models for configurable systems. In *Proceedings of the 2018 26th ACM Joint Meeting on European Software Engineering Conference and Symposium on the Foundations of Software Engineering*, 71–82.
- [Kalisch et al. 2012] Kalisch, M.; Mächler, M.; Colombo, D.; Maathuis, M.; and Bühlmann, P. 2012. Causal inference using graphical models with the *r* package *pcalg*. *Journal of Statistical Software, Articles* 47(11):1–26.
- [Pearl and Bareinboim 2011] Pearl, J., and Bareinboim, E. 2011. Transportability of causal and statistical relations: A formal approach. In *Proceedings of the 25th AAAI Conference on Artificial Intelligence*, 247–254.
- [Pearl and Bareinboim 2014] Pearl, J., and Bareinboim, E. 2014. External validity: From do-calculus to transportability across populations. *Statistical Science* 29(4):579–595.
- [Pearl 1995] Pearl, J. 1995. Causal diagrams for empirical research (with discussion). *Biometrika* 82(4):669–710.
- [Pearl 2009] Pearl, J. 2009. *Causality. Models, reasoning, and inference*. Cambridge University Press.
- [Richardson and Spirtes 2002] Richardson, T. S., and Spirtes, P. 2002. Ancestral graph markov models. *The Annals of Statistics* 30(4):962–1030.
- [Sarkar et al. 2015] Sarkar, A.; Guo, J.; Siegmund, N.; Apel, S.; and Czarnecki, K. 2015. Cost-efficient sampling for performance prediction of configurable systems. In *Proceedings of the 30th IEEE/ACM International Conference on Automated Software Engineering (ASE)*, 342–352.
- [Shpitser and Pearl 2006] Shpitser, I., and Pearl, J. 2006. Identification of conditional interventional distributions. In *Proceedings of the 22nd Conference on Uncertainty in Artificial Intelligence, UAI 2006*, 437–444.
- [Siegmund et al. 2015] Siegmund, N.; Grebhahn, A.; Apel, S.; and Kästner, C. 2015. Performance-influence models for highly configurable systems. In *Proceedings of the 2015 10th Joint Meeting on Foundations of Software Engineering, ESEC/FSE 2015*, 284–294. New York, NY, USA: ACM.
- [Spirtes, Glymour, and Scheines 2000] Spirtes, P.; Glymour, C.; and Scheines, R. 2000. *Causation, Prediction and Search, second ed.* MIT Press.
- [Valov et al. 2017] Valov, P.; Petkovich, J.-C.; Guo, J.; Fischmeister, S.; and Czarnecki, K. 2017. Transferring performance prediction models across different hardware platforms. In *Proceedings of the 8th ACM/SPEC on International Conference on Performance Engineering, ICPE ’17*, 39–50. ACM.
- [Zhang 2008] Zhang, J. 2008. On the completeness of orientation rules for causal discovery in the presence of latent confounders and selection bias. *Artificial Intelligence* 172(16):1873 – 1896.